



All patterns drawn for the main arena with the top of the page being the north end of the arena.

Announcer



Show
Office

SPRING FLING

Sunday, March 16, 2025

**Mini Driving & Jumping,
and Ranch (except Trail),
in Rodeo Arena**

**OUT
GATE**

**IN
GATE**

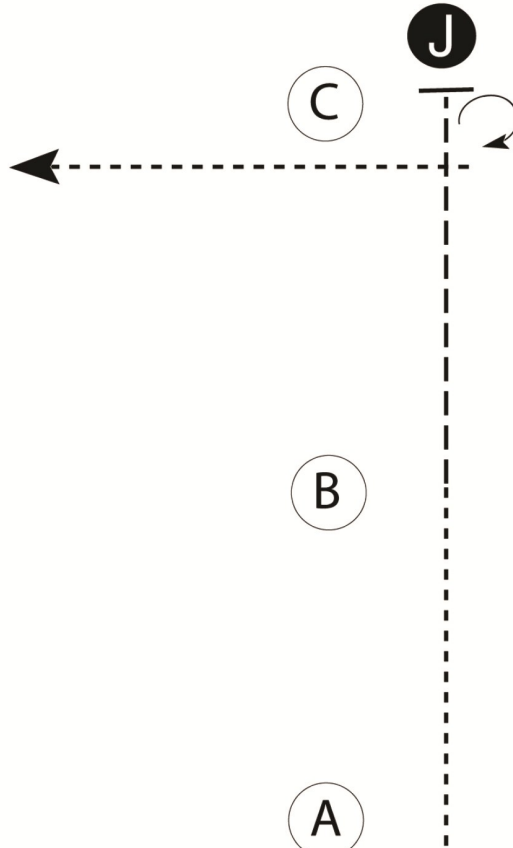
Spring Fling

Showmanship All (Classes #13 #14 #15)

Show Date: 03/16/2025

www.HorseShowPatterns.com

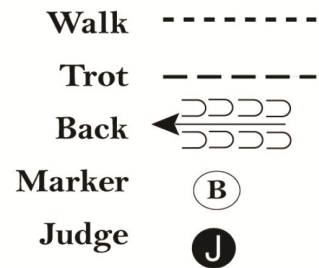
www.HorseShowPatterns.com



Be ready at A.

1. Walk to B.
2. Trot to C.
3. Stop and set up for inspection.
4. When dismissed, perform a 270 degree turn.
5. Walk straight away.

Follow the instructions of your ring steward.



[S/1-44]

Pattern Provided by:

MRVHA

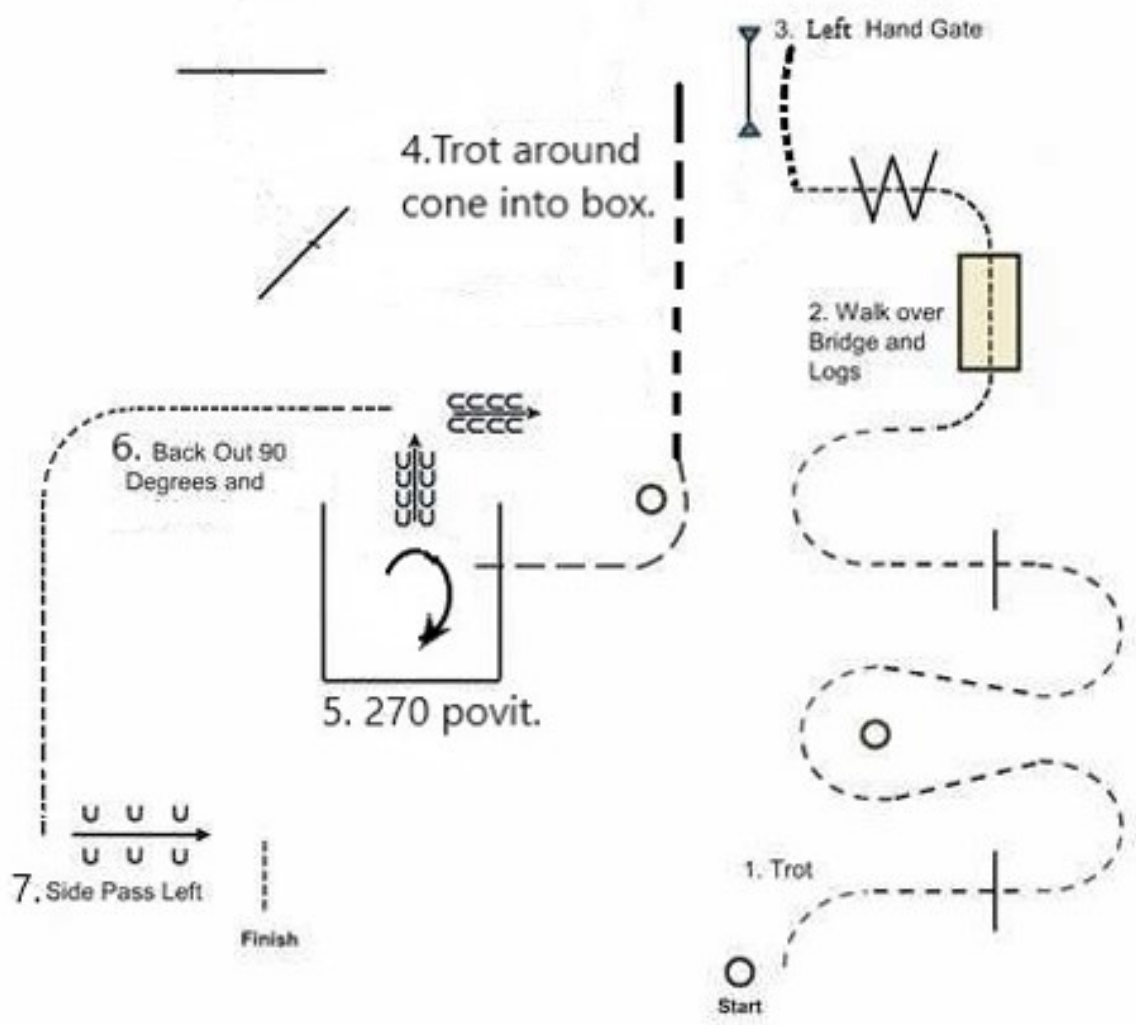
Spring Fling

Leadline Trail

Two & Under InHand Trail

Mini/Pony InHand Trail

Classes #18 #19 #20



1. Trot serpentine over logs
2. Walk over bridge and over logs
3. Left hand gate
4. trot around cone and into box
5. 270 pivot.
6. Back out turning 90 degrees and
7. Side pass left

- Walk
- - - - - Trot
- . - . - Extended Trot
- Lope
- Cone
- CCCC Back
- UUU Side Pass

Leadline Trail #18 Walk Entire Pattern


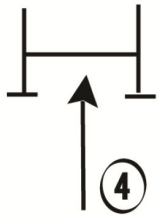
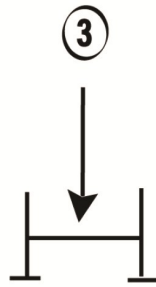
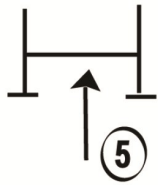
Spring Fling

Mini/Pony Hunter In Hand (Class #21)

Show Date: 03/16/2025

www.HorseShowPatterns.com

www.HorseShowPatterns.com

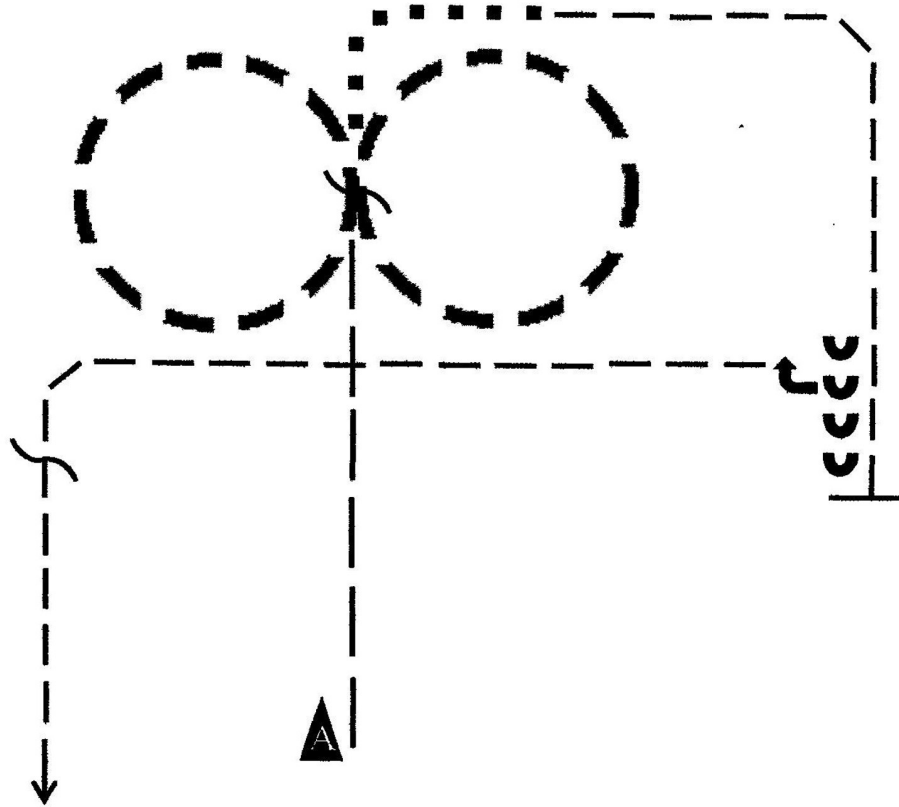


[MHP/H-8]

Pattern Provided by:

MRVHA

Mini/Pony
Reinsmanship
Class #24



1. From A, pick up an extended trot and trot straight down center
2. Slow to a collected trot and perform a left hand circle
3. Transition to a working trot and perform a right hand circle
4. Break to a walk and walk a corner as shown
5. Pick up a working trot, trot the corner and continue straight as shown
6. Halt and back one horse length; perform a 90^o pivot to the right
7. Pick up a collected trot and trot across the arena and through corner as shown
8. Transition to a working trot
9. Pattern is complete, exit at a working trot

Extended Trot — — — — —
Collected Trot — — — — —
Working Trot - - - - -
Walk ·········

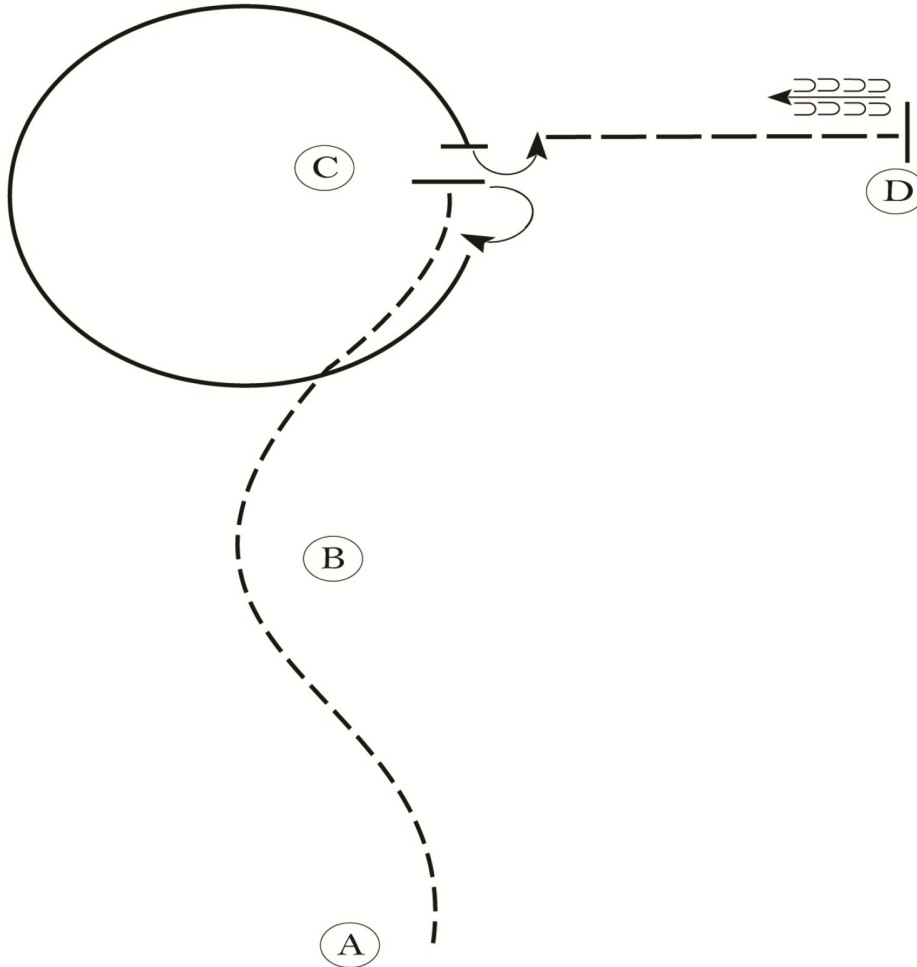
Spring Fling

Megan Sapalicio Memorial Horsemanship (Class #36)

Show Date: 03/16/2025

www.HorseShowPatterns.com

www.HorseShowPatterns.com



1. Jog A to C.
2. Stop at C and perform a 180 degree turn to the right
3. Lope a circle around C on the right lead.
4. Stop at C and perform a 90 degree turn to the left.
5. Extended jog to D.
6. Stop at D and back approximately one horse length.

Follow the instructions of your ring steward.

Walk	-----
Jog	- - - - -
Extended Jog	— — — —
Lope	—————
Lead Change	
Back	
Marker	ⓑ

[WH/1-1]

Pattern Provided by:

MRVHA

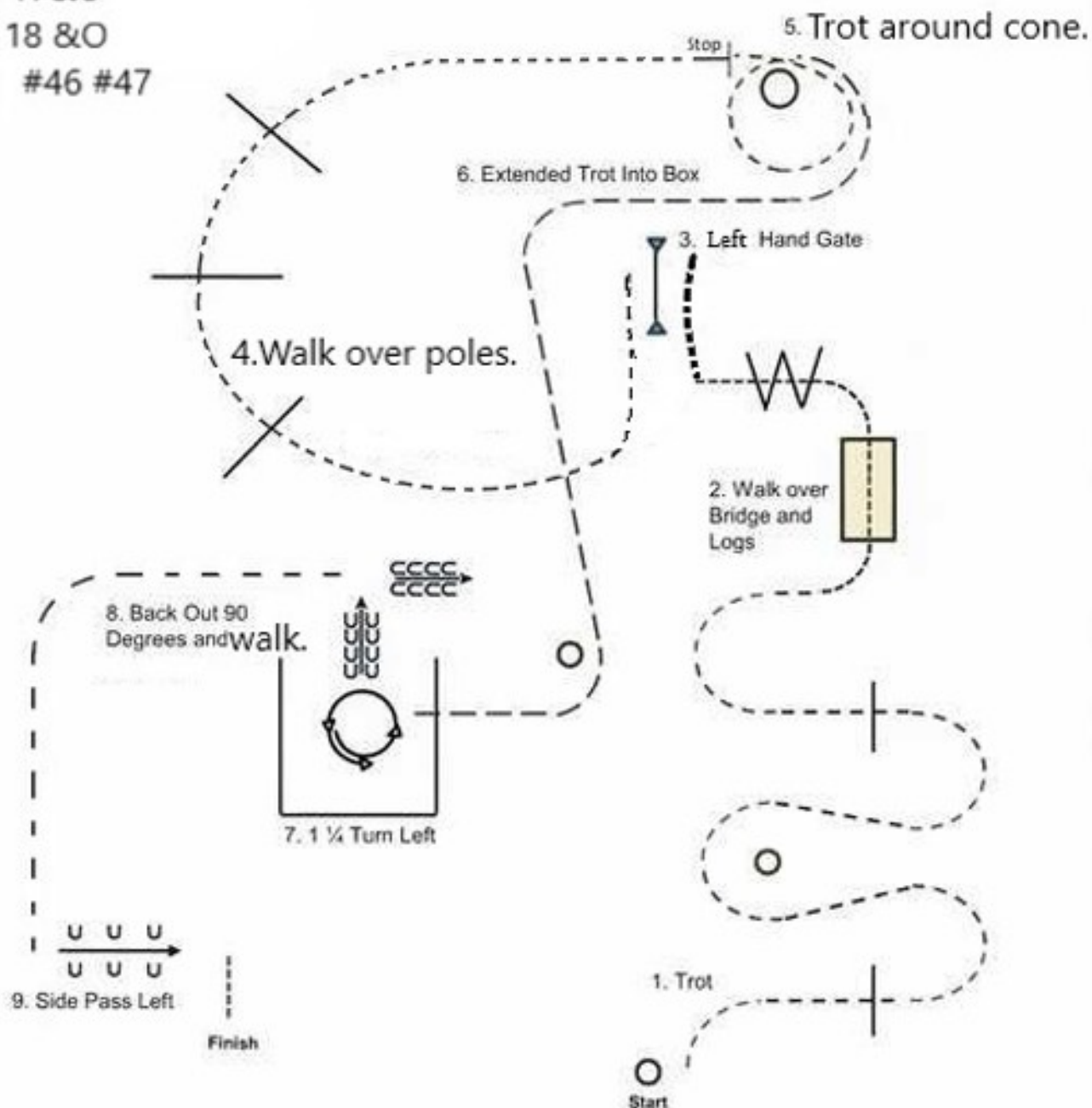
Spring Fling

Trail

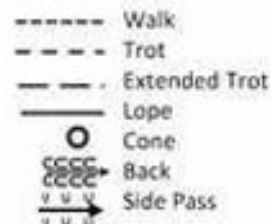
W/T 17&U

W/T 18 &O

Classes #46 #47



1. Trot serpentine over logs
2. Walk over bridge and over logs
3. Left hand gate
4. Walk over logs and stop
5. Trot around cone.
6. Extended trot around cone and into box
7. 1 1/4 turn to the left
8. Back out turning 90 degrees and walk.
9. Side pass left

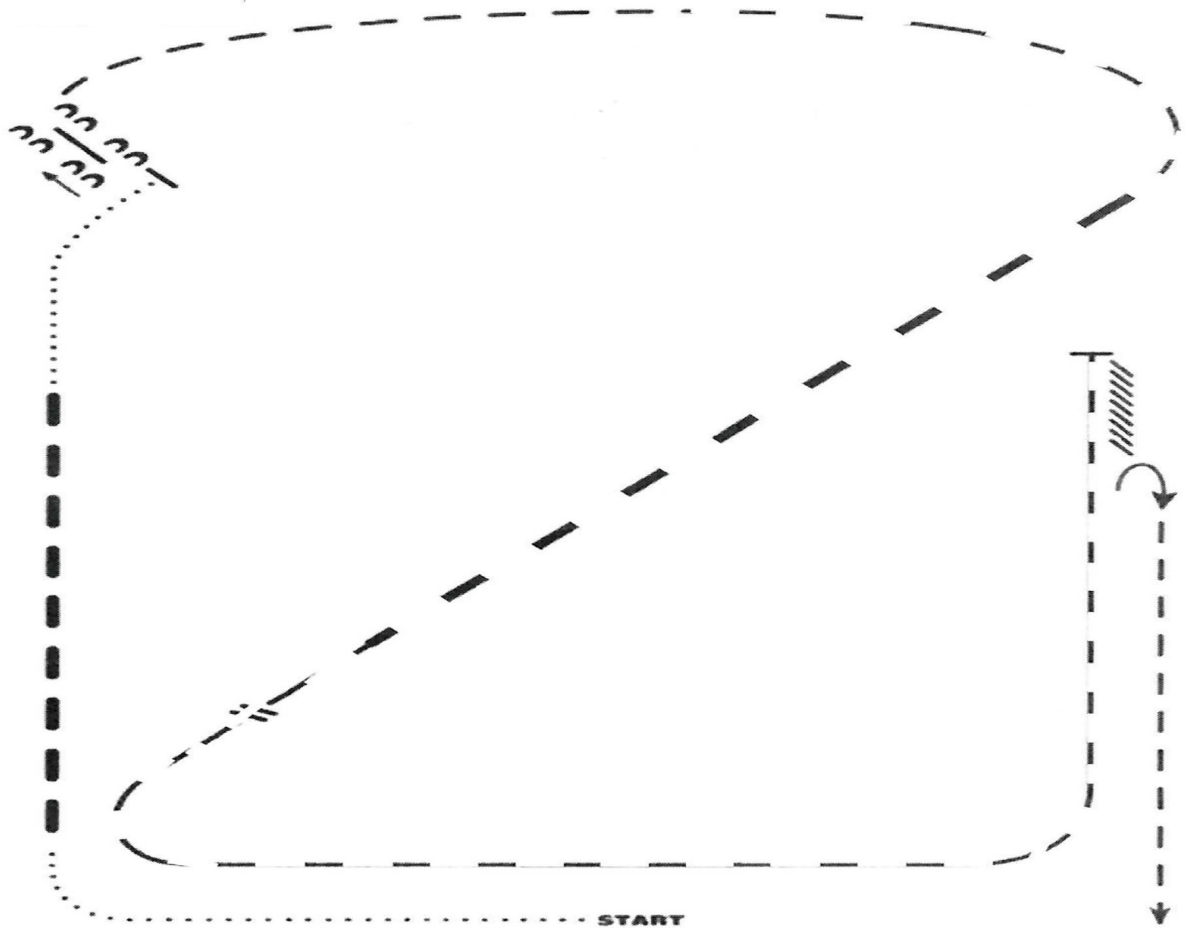


Ranch Riding

W/T 17 & U

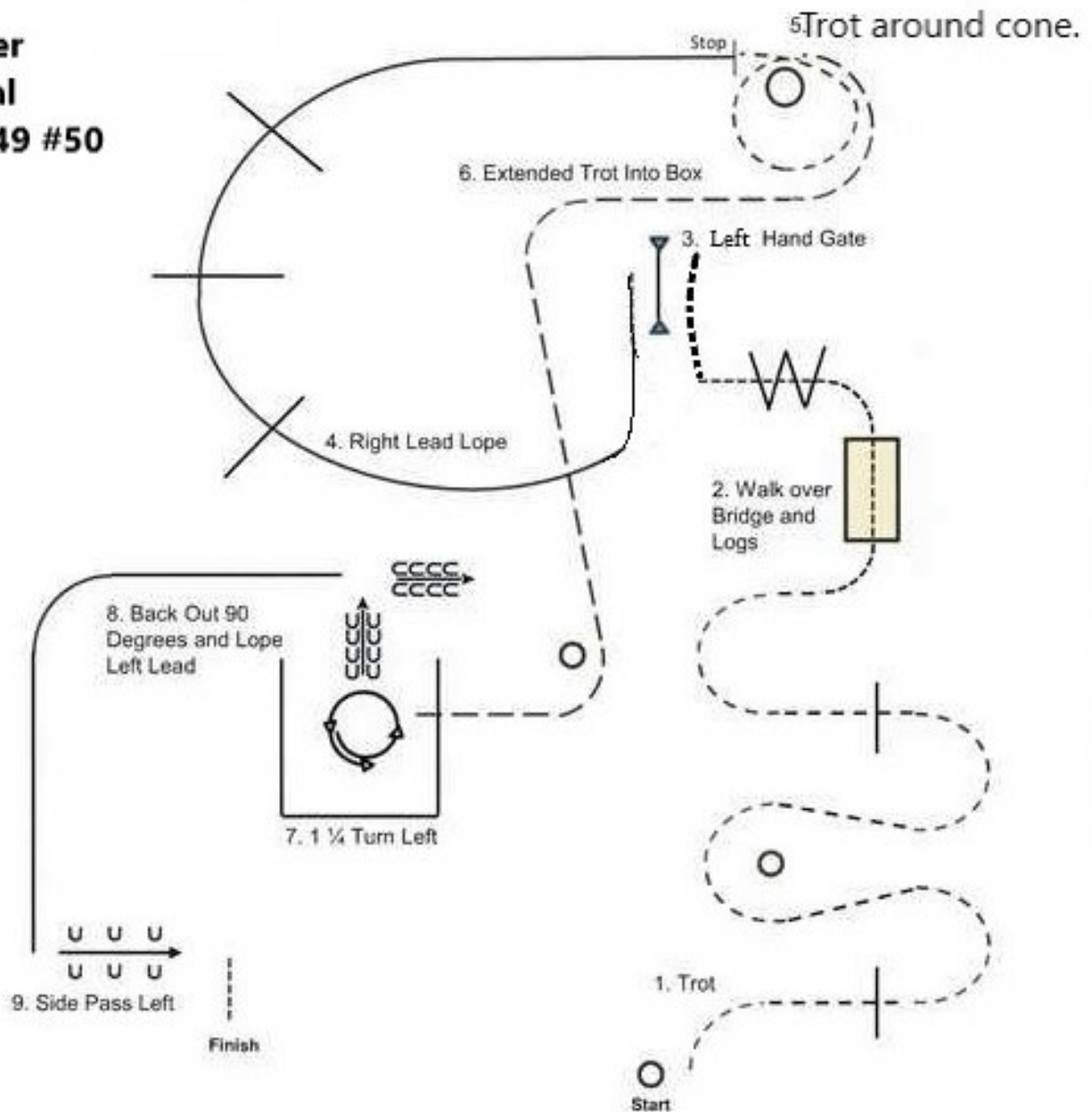
W/T 18 & O

Classes #51 #52



1. Walk
2. Extended Trot
3. Walk
4. Stop, Side pass Left over Log
5. Trot
6. Extended Trot
7. Trot
8. Extended Trot
9. Stop and Back
10. $\frac{1}{2}$ Turn Right
11. Trot

**Spring Fling
Trail
17&U
18&O
Jere Miller
Memorial
Classes #48 #49 #50**



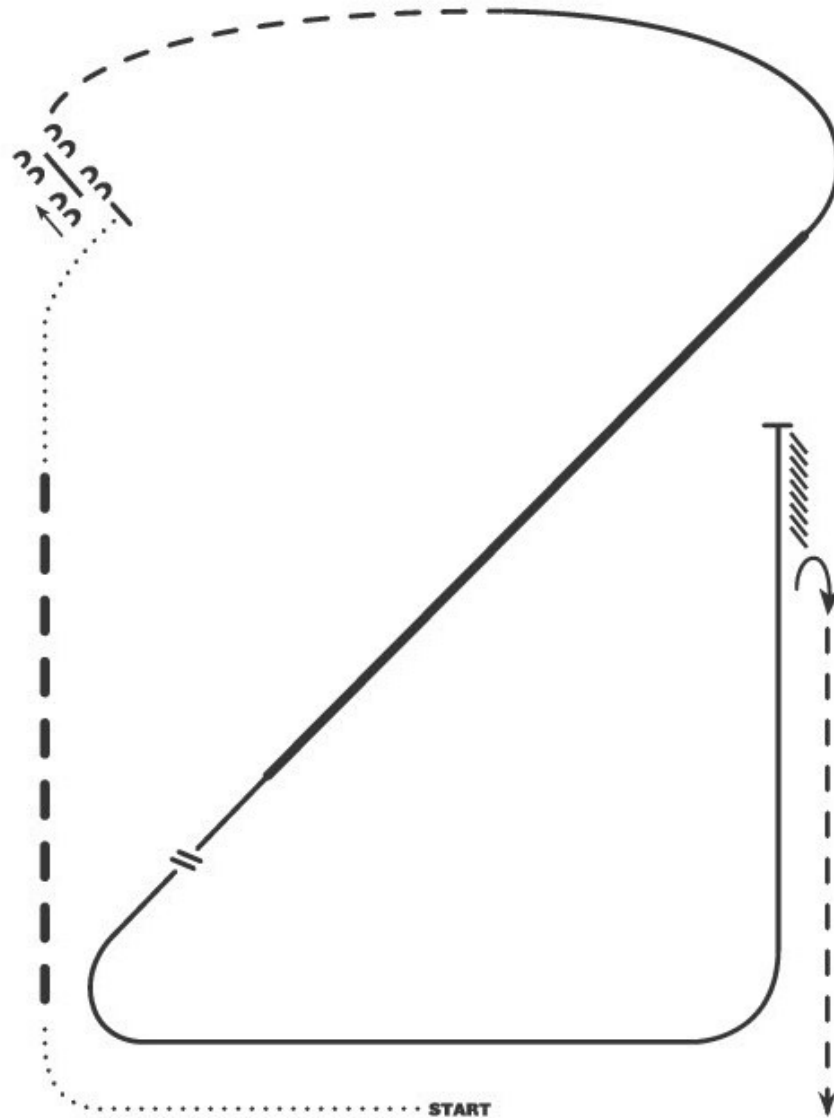
1. Trot serpentine over logs
2. Walk over bridge and over logs
3. Left hand gate
4. Lope right lead over logs and stop
5. Trot around cone.
6. Extended trot around cone and into box
7. 1 1/4 turn to the left
8. Back out turning 90 degrees and lope left lead
9. Side pass left

- Walk
- - - - Trot
- - - - Extended Trot
- — — Lope
- Cone
- CCCCC Back
- UUUUU Side Pass

Ranch Riding N/P & Open Classes #53 #54

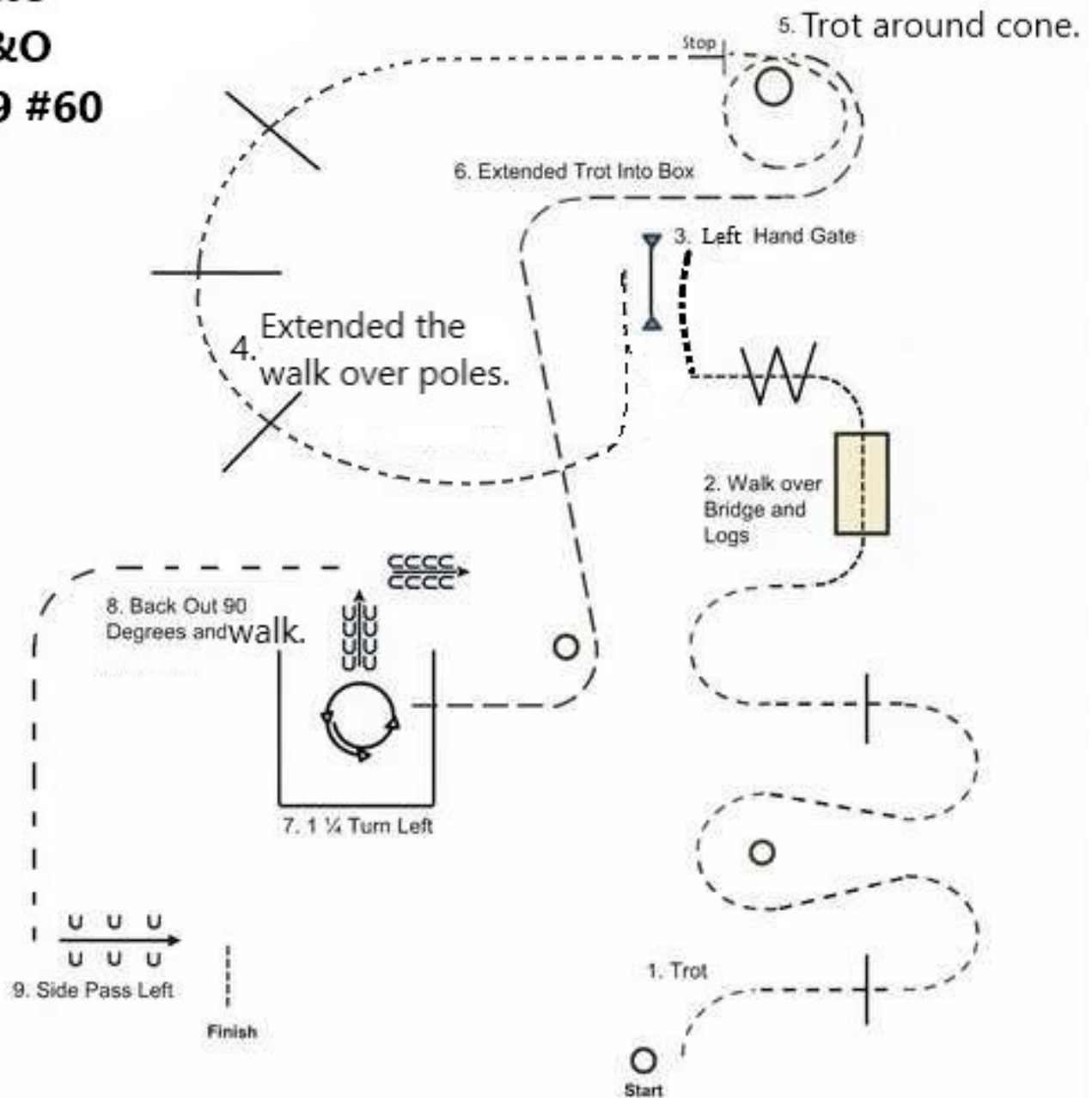
LEGEND

.....	Walk
.....	Extended Walk
- - -	Trot
- - -	Extended Trot
—	Lope
—	Extended Lope
////	Back
∞	Lead Change

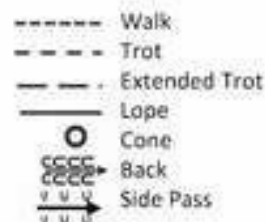


1. Walk
2. Extended trot
3. Walk
4. Stop, side pass left over log
5. Trot
6. Lope right lead
7. Extended lope right lead
8. Collect lope and change leads (simple or flying)
9. Lope left lead
10. Stop and back
11. 1/2 turn right
12. Trot

**Spring Fling
Ranch Trail
W/T 17&U
W/T 18&O
Classes #59 #60**



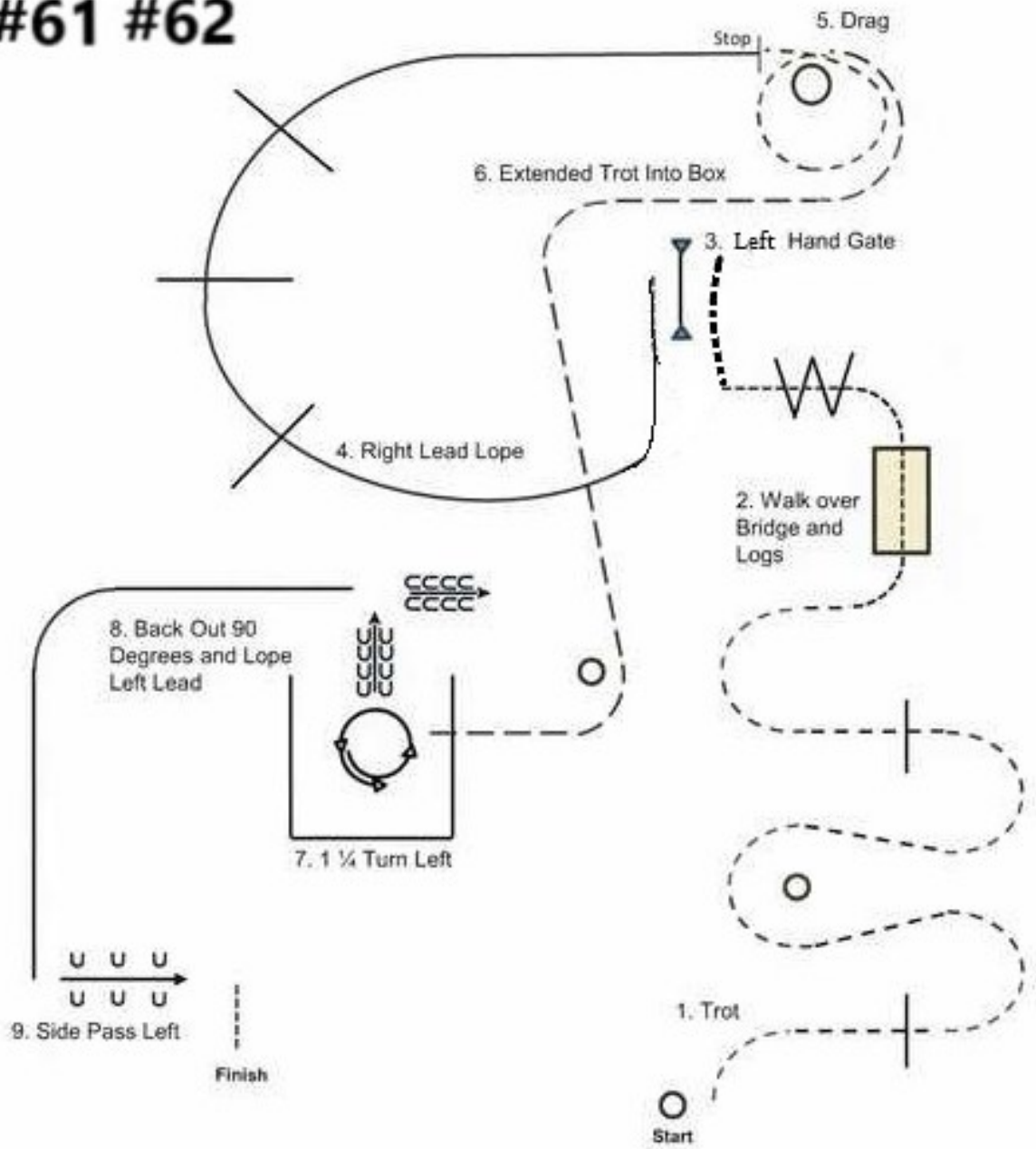
1. Trot serpentine over logs
2. Walk over bridge and over logs
3. Left hand gate
4. Extended walk over poles and stop.
5. Trot around cone.
6. Extended trot around cone and into box
7. 1 1/4 turn to the left
8. Back out turning 90 degrees and walk.
9. Side pass left



Ranch Trail

N/P & Open

Classes #61 #62



1. Trot serpentine over logs
2. Walk over bridge and over logs
3. Left hand gate
4. Lope right lead over logs and stop at drag
5. Perform drag in circle at walk
6. Extended trot around cone and into box
7. 1 ¼ turn to the left
8. Back out turning 90 degrees and lope left lead
9. Side pass left

- Walk
- - - - Trot
- . - . Extended Trot
- Lope
- Cone
- CCCC Back
- UUU Side Pass