

Reverse an Opioid Overdose with Naloxone

1. LOOK

Look for signs of an opioid overdose

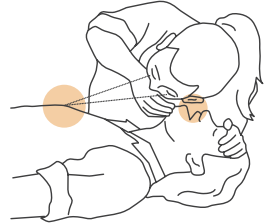
- Unconscious, unresponsive, hard to wake
- Slow, shallow breathing, difficulty breathing
- Choking, gurgling or snoring
- Blue/purple fingernails or lips



2. CHECK

Check for breathing and try to wake the person up

- Look for chest rising and falling.
- Put your ear near their mouth to listen and feel for breaths.
- Shout and shake them.
- Firmly tap them on their chest.



3. CALL

Call 911

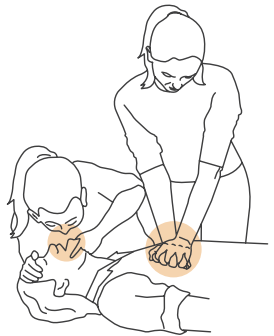
- Say: "Someone is not breathing."
- Also say: "I think they may have overdosed on opioids and I have naloxone."



4. BREATHE

Support breathing with chest compressions

- If willing, provide rescue breathing for 2 breaths.
- Do chest compressions for 2 minutes.

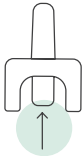


5. SPRAY

If the person does not respond, administer naloxone

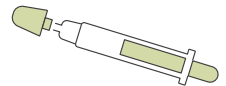
IF NARCAN® NASAL SPRAY:

1. Hold device with thumb on bottom of plunger and two fingers around the nozzle.
2. Spray firmly into the nostril.
3. Continue rescue breathing/chest compressions, as it may take several minutes for the naloxone to come into effect.
4. If the person does not respond within 2-3 minutes, administer a second dose.
5. Additional doses may be given every 2-3 minutes until the person responds or emergency help arrives.



IF INTRANASAL NALOXONE:

1. Pull or pry off both top and bottom covers on the syringe.
2. Screw the white cone onto the top of the barrel of syringe.
3. Pry off the cap of the naloxone capsule.
4. Screw naloxone cartridge into the barrel of syringe.
5. Insert white cone into nostril. Give a short push on the end of the naloxone cartridge. One half of the cartridge goes into each nostril.
6. Continue rescue breathing/chest compressions, as it may take several minutes for the naloxone to come into effect.
7. If the person does not respond within 2-3 minutes, administer a second dose.
8. Additional doses may be given every 2-3 minutes until the person responds or emergency help arrives.



6. STAY

Monitor the person's response and stay until help arrives

- Continue rescue breathing/chest compressions until the person is breathing on their own or until emergency first responders arrive.
- Roll the person over slightly onto their side. Bend the top knee. Put the person's top hand under the person's head to support it.
- Reassure the person and explain what's happening.
- Stay until emergency first responders arrive, or at least 2 hours after the last dose of naloxone.

Our kit is located at: _____

Anyone who administers naloxone in good faith to save a life is protected from civil liability by the law. Learn more about the law oregonlaws.org/ors/689.681.

Visit ReverseOverdose.org to learn more.

Reverse
Overdose
Oregon

In partnership with:
Oregon
Health
Authority