

INTRODUCING THE
ZONELINE[®] UltimateV10[™]
PRODUCT & ACCESSORY GUIDE



UltimateV10 units include
10 innovative features that
create the ultimate owner, guest
and installer experience.



GE APPLIANCES

INTRODUCING THE
ZONELINE® UltimateV10™

Designed, engineered and assembled in the U.S., Zoneline UltimateV10 units include 10 innovative features that create the ultimate owner, guest and installer experience, and provide unrivaled reliability, consistent performance and constant comfort.





SAVES
60%
 ON INSTALLATION
 TIME*


INNOVATIVE FEATURES THAT CREATE THE ULTIMATE EXPERIENCE FOR INSTALLERS

We've taken the Zonline® UltimateV10™ to the next level by addressing common installer concerns with state-of-the-art features that make installation simple and efficient.



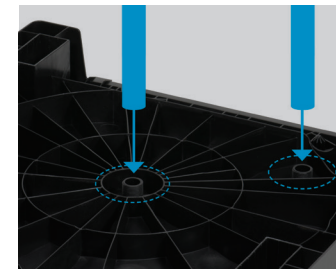
1. INSTA-PLATFORM™**

One-piece design fully integrates with the wall plenum and aligns for a tight seal. Eliminates the need for on-site customized platform construction



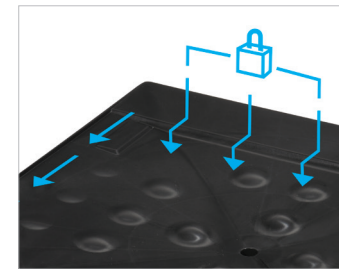
2. SELF-CONTAINED DRAINAGE SYSTEM**

Easy installation allows for simple chassis removal while leaving plumbing completely intact



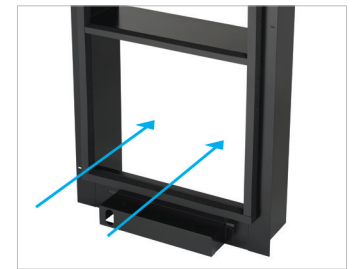
3. FAST-CONNECT PLUMBING**

Complete quick platform build and rough plumbing in just minutes, thanks to simple design



4. SELF-ALIGNING, LOCK-IN-PLACE SYSTEM**

The locking ledge secures the chassis to the platform. Perfect fit, perfect seal, no fastening required



5. QUICK-INSTALL PLENUM

Plenum is easily installed from the interior of building, without the need for exterior building access***

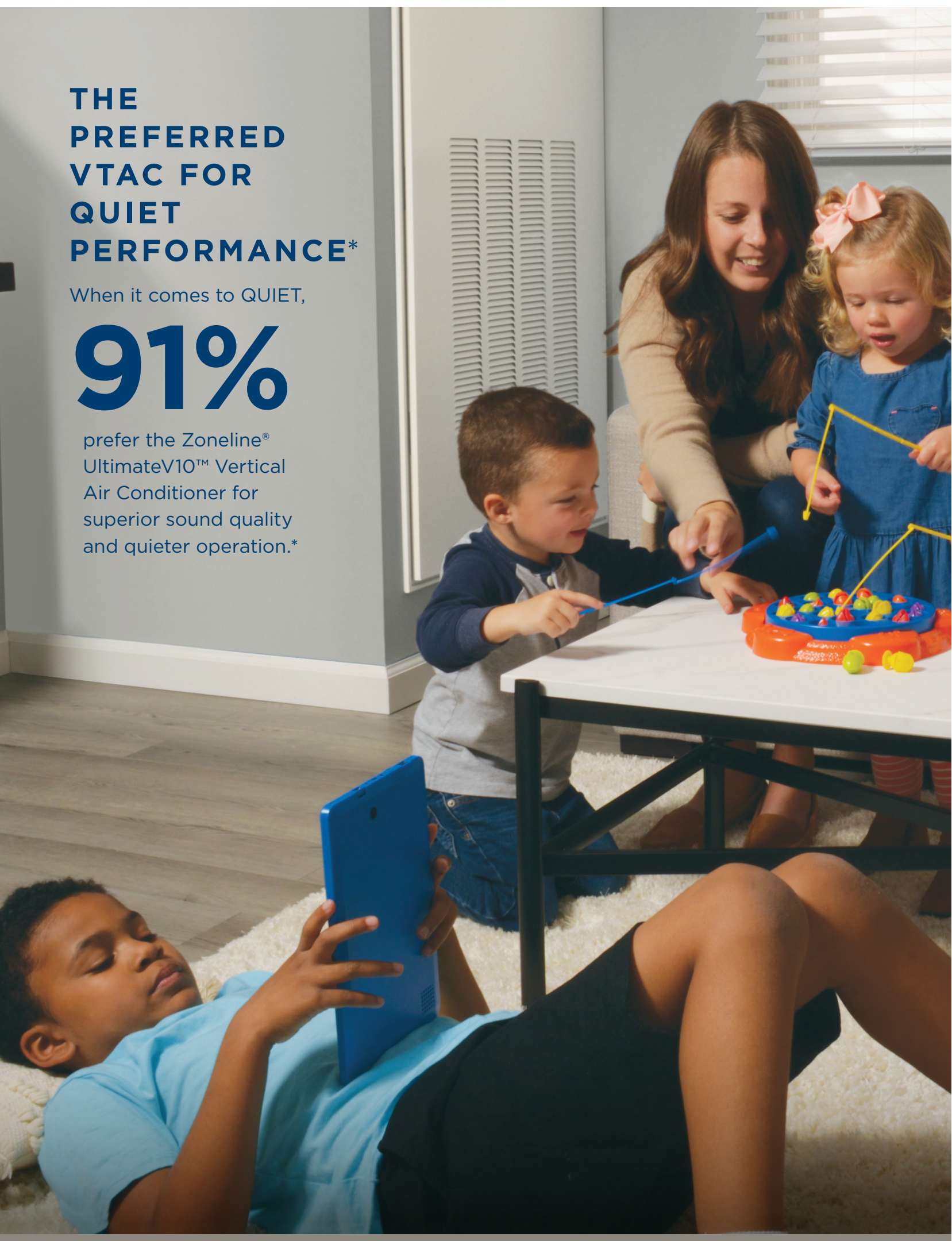
* Compared to Friedrich Vert-I-Pak models or GEA AZ91 series models, including installing and building a platform
 ** RAVDPLAT, platform with drain must be ordered separately
 *** Caulking requires exterior access

THE PREFERRED VTAC FOR QUIET PERFORMANCE*

When it comes to QUIET,

91%

prefer the Zonline® UltimateV10™ Vertical Air Conditioner for superior sound quality and quieter operation.*



INNOVATIVE FEATURES THAT CREATE THE ULTIMATE EXPERIENCE FOR OWNERS AND GUESTS

We've engineered the Zonline UltimateV10 to include features that will maximize the owner and operator experience.



6. ULTRA-QUIET

Delivers quiet cooling power with smooth sound for a good night's sleep




7. REVERSE CYCLE DEFROST

Exclusive technology increases efficiency, enabling the unit to run in heat pump mode longer



8. PREMIUM GUARD SEACOAST PROTECTION

Exclusive rust-proof basepan and platform provide another level of corrosion protection to ensure lasting performance in challenging environments



9. ONBOARD DIAGNOSTICS

Electronic controls give clear and fast diagnostics data and fault codes, for quick and easy notifications



10. SMART HQ™ WIFI CAPABILITY

An optional connect module** gives property managers the ability to monitor multiple units remotely, enhancing guests' experience. Learn more at smarthqsolutions.com/management

* Based on blind sound jury comparing AZ95H12EAC vs AZ91H12EAC in cooling mode, 91% of participants rated GE AZ95 units as better sound quality vs. Friedrich-manufactured model. N=11, tested in a Hilton Garden Inn in Louisville, KY with adjacent room installations tested August 2020. Statistical significance at 95% confidence interval

** Optional connect module part number PBX23W00Y0 or PBX23W00Y1.

ESSENTIAL PARTS AND ACCESSORIES

The Zonline® UltimateV10™ Vertical Air Conditioner system requires a set of essential accessories for proper operation.

NEW CONSTRUCTION REQUIREMENTS



- 1 CHASSIS
- 2 INSTA-PLATFORM™
- 3 WALL PLENUM
- 4 GRILLE
- 5 POWER CONNECTION
- 6 THERMOSTAT
- 7 ACCESS PANEL OR RETURN AIR GRILLE

REPLACEMENT REQUIREMENTS




- 1 CHASSIS
- 2 INSTA-PLATFORM™
- 3 TRANSITION
- 4 GRILLE
- 5 POWER CONNECTION
- 6 THERMOSTAT
- 7 ACCESS PANEL OR RETURN AIR GRILLE

THERMOSTATS AND COMPLETE ACCESSORY LIST


All Zonline® Vertical units are compatible with GE Appliances' wall-mounted remote thermostats.



- RAK180W1**
ENERGY MANAGEMENT OCCUPANCY-SENSING WIRED/WIRELESS THERMOSTAT
- 2-wire power connection available (all other signals wireless)
 - Thermostat (shown) & control card (mounts on top of unit) included
 - Control card works off 24 Volt AC signal from unit
 - Works with single-stage cooling and single-stage or two-stage heating systems with proper setup. Default is two-stage heating and B-type heat pump
 - Extra 24V output may be programmed to control other room systems such as lighting, vents, etc.



- RAK149P2**
HEAT PUMP DIGITAL PROGRAMMABLE REMOTE THERMOSTAT
- 24V AC digital remote wall thermostat
 - Programmable for 7-day or 5+2-day programs
 - Requires 5-wire (resistance heat) or 6-wire (heat pump) hookup
 - Works with single-stage cooling and single-stage or two-stage heating systems



- RAK149F2**
HEAT PUMP DIGITAL TWO-FAN-SPEED THERMOSTAT
- Two fan speeds
 - 24V AC digital remote wall thermostat
 - Requires 6-wire (resistance heat) or 7-wire (heat pump) hookup
 - Works with single-stage cooling and single-stage or two-stage heating systems

COMPLETE ACCESSORY LIST

KIT NUMBER	DESCRIPTION
RAK149F2	Digital Two-Fan-Speed Thermostat
RAK149P2	Digital Programmable Thermostat
RAK180W1	Energy Management Occupancy-Sensing Wired/Wireless Thermostat
RAVAL3	Exterior Grille
RAVRG2	Return Air Grille for Flush Door
RAVRG4	Access Panel with Return Air
RAVWPT15	Wall Plenum for walls 8"-deep to 15" thick
RAVTRANS2	Transition plenum to adapt existing AZ75/85 wall plenums to AZ95 series
RAVTRANS3	Transition plenum to adapt existing 8" deep (RAVWPT8) AZ90/91 plenum to AZ95 series
RAVTRANS4	Transition plenum to adapt existing 14"-deep (RAVWPT14) AZ90/91 plenum to AZ95 series
RAK315D	230-208 Volt Direct Connect Power Supply Kit, 2.45/2 kW heat
RAK320D	230-208 Volt Direct Connect Power Supply Kit, 3.45/2.82 kW heat
RAK330D	230-208 Volt Direct Connect Power Supply Kit, 5/4.08 kW heat
RAK515D	265-Volt Universal Direct Connect Power Supply Kit, 2.45 kW heat
RAK520D	265-Volt Universal Direct Connect Power Supply Kit, 3.45 kW heat
RAK530D	265-Volt Universal Direct Connect Power Supply Kit, 5 kW heat
RAVDPLAT	Insta-Platform™
PBX23W00Y0	Connect Module
PBX23W00Y1	

ZONELINE® UltimateV10™ VERTICAL AIR CONDITIONER



FEATURES

- Excellent efficiency and dehumidification
- Permanently lubricated fan motors
- Standard size air filter (18" x 20" x 1") included
- Central desk control capability
- HI and LOW fan speeds controlled by remote thermostat
- Corrosion protection treatment standard
- Slinger ring condensate removal
- Indoor frost control
- Automatic compressor random restart
- Compressor restart delay
- Electronic control diagnostics/Service Models
- Warranty (including both parts and labor)
- Boost Heat
- Freeze/Heat Sentinel
- Auxiliary Control Settings

AZ95E09DAC AZ95E12DAC AZ95E18DAC

9,200/11,500/
17,400 BTU (Cool)
11.5/12.1/11.2 EER
230-208 Volts

AZ95H09DAC AZ95H12DAC AZ95H18DAC

8,900/11,300/
17,000 BTU (Cool)
8,500/10,500/
15,800 BTU (Heat)
11.1/11.8/11.1 EER
3.3/3.5/3.3 COP**
230-208 Volts

AZ95H09EAC AZ95H12EAC AZ95H18EAC

8,800/11,300/
17,200 BTU (Cool)
8,200/ 10,700 /
16,100 BTU (Heat)
11.7/ 11.1/11.0 EER
3.5/3.3/3.3 COP**
265 Volts



SPECIFICATIONS

265 VOLTAGE

GE AZ95 SERIES - 265V			
HEAT PUMP WITH BACKUP ELECTRIC HEAT			
	AZ95H09EAC	AZ95H12EAC	AZ95H18EAC
Voltage	265	265	265
FEATURES			
Cooling BTUH	8,800	11,300	17,200
EER (min.)	11.7	11.1	11
Cooling power (W)	750	1,015	1,560
Cooling current (A)	3.0	4.0	6.3
Sensible Heat Ratio (SHR)	75%	76%	73%*
Dehumidification (pints per hour)	2	2.5	4.3*
Refrigerant	R-410A	R-410A	R-410A
Indoor CFM (hi/lo) (0.1 ESP)	408/305	417/376	468/408
HEAT PUMP			
Heating BTU	8,200	10,700	16,100
COP**(min.)	3.5	3.3	3.3
Heating power (W)	685	925	1,410
Heating current (A)	2.9	3.8	5.9
CASE DIMENSIONS			
Width (in.)	23-5/8	23-5/8	23-5/8
Depth (in.)	24-1/8	24-1/8	24-1/8
Height (in.)	31-7/8	31-7/8	31-7/8
Net weight (lbs.)	122	128	142
Approx. ship. weight (lbs.)	135	141	155
Clearances for front install (min.)	3" on all sides	3" on all sides	3" on all sides
Clearances for side install (min.)	5" to front 3" on sides	5" to front 3" on sides	5" to front 3" on sides

*18K Dehum Rate and SHR data acquired using medium fan speed. All other models show low fan speed data.
**Coefficient of Performance

SPECIFICATIONS

230-208 VOLTAGE

GE AZ95 SERIES - 230-208*			
HEAT PUMP WITH BACKUP ELECTRIC HEAT			
	AZ95H09DAC	AZ95H12DAC	AZ95H18DAC
Voltage	230-208	230-208	230-208
FEATURES			
Cooling BTUH	8,900	11,300	17,000
EER (min.)	11.1	11.8	11.1
Cooling power (W)	800	955	1,525
Cooling current (A)	3.7	4.5	7.1
Sensible Heat Ratio (SHR)	76%	75%	71%**
Dehumidification (pints per hour)	1.9	2.5	4.4**
Refrigerant	R-410A	R-410A	R-410A
Indoor CFM (hi/lo) (0.1 ESP)	408/305	417/376	468/408
HEAT PUMP			
Heating BTU	8,500	10,500	15,800
COP*** (min.)	3.3	3.5	3.3
Heating power (W)	735	870	1,400
Heating current (A)	3.5	4.3	6.6
CASE DIMENSIONS			
Width (in.)	23-5/8	23-5/8	23-5/8
Depth (in.)	24-1/8	24-1/8	24-1/8
Height (in.)	31-7/8	31-7/8	31-7/8
Net weight (lbs.)	122	128	142
Approx. ship. weight (lbs.)	135	141	155
Clearances for front install (min.)	3" on all sides	3" on all sides	3" on all sides
Clearances for side install (min.)	5" to front 3" on sides	5" to front 3" on sides	5" to front 3" on sides

*230V Performance Data Listed
**18K Dehum Rate and SHR data acquired using medium fan speed. All other models show low fan speed data.
***Coefficient of Performance

GE AZ95 SERIES - 230-208*			
COOLING WITH ELECTRIC HEAT			
	AZ95E09DAC	AZ95E12DAC	AZ95E18DAC
Voltage	230-208	230-208	230-208
FEATURES			
Cooling BTUH	9,200	11,500	17,400
EER (min.)	11.5	12.1	11.2
Cooling power (W)	795	940	1,550
Cooling current (A)	3.6	4.3	7.3
Sensible Heat Ratio (SHR)	74%	73%	72%**
Dehumidification (pints per hour)	2.2	2.8	4.5**
Refrigerant	R-410A	R-410A	R-410A
Indoor CFM (hi/lo) (0.1 ESP)	408/305	408/356	468/408
CASE DIMENSIONS			
Width (in.)	23-5/8	23-5/8	23-5/8
Depth (in.)	24-1/8	24-1/8	24-1/8
Height (in.)	31-7/8	31-7/8	31-7/8
Net weight (lbs.)	119	127	141
Approx. ship. weight (lbs.)	132	140	154
Clearances for front install (min.)	3" on all sides	3" on all sides	3" on all sides
Clearances for side install (min.)	5" to front 3" on sides	5" to front 3" on sides	5" to front 3" on sides

*230V Performance Data Listed
**18K Dehum Rate and SHR data acquired using medium fan speed. All other models show low fan speed data.

IMPORTANT NOTICE

Equipment used as a primary source for heating or cooling is an integral part of the building in which it is installed. Proper application is essential for satisfactory performance over a wide range of operating conditions. It is strongly recommended that a professional engineer determine proper application.

If this unit is a replacement unit, its specifications and performance may differ from those of the unit it is replacing. For that reason, we again strongly recommend that a professional engineer determine proper application.



GE APPLIANCES
a Haier company

AIR&WATER
SOLUTIONS

GE is a trademark of the General Electric Company. Manufactured under trademark license.

GE Appliances has a policy of continuous improvement of its products and reserves the right to change materials and specifications without notice.

Appliance Park
Louisville, KY 40225
geappliances.com
Pub. No 20-S0010 PC95451