



SMARTLARDER

Our smart storage solution

An alternative to pull out wirework, the Smart Larder utilises space effectively and efficiently. With 5 drawers at your fingertips and frosted glass panels for style, strength and quick visibility, access has never been easier.

- ✓ 40kg capacity in each drawer
- ✓ Soft close as standard
- ✓ Frosted glass panels



WASTE STORAGE

A less glamorous product than others in the kitchen, the bin is often an after thought. However, integrated bins help to maximise kitchen floor space, simplify recycling and provide a tidy appearance. Our Block 2.0 range of bins come in a variety of sizes to suit your kitchen and create a minimalist aesthetic.



Block 2.0 Single Bin



Block 2.0 Quadruple Bin



Block 2.0 Double Bin

Don't let your waste be an afterthought!



WIREWORK

Jigsaw offers an outstanding range of smart storage products that improve the access and functionality of your kitchen. Problematic corners and hard to reach areas will soon become a distant memory as you truly make the most of your Jigsaw kitchen.



Our two finishes, Elite and Dynamic offer different aesthetics and options to choose between:

- | | |
|--|---|
| <p>● ELITE</p> <ul style="list-style-type: none"> • Anthracite finish • Wire baskets with a solid titanium base • Soft close as standard | <p>● ● DYNAMIC</p> <ul style="list-style-type: none"> • Chrome / matt metallic finish • Wire baskets as standard • Soft close as standard |
|--|---|

Larder pull outs...



MAXIMA ELITE ANTHRACITE PICTURED

Maxima

- Anthracite: 500mm
- Metallic Grey: 500 & 600mm



TALL LARDER PULL OUT DYNAMIC METALLIC GREY PICTURED

Tall larder pull out

- Anthracite: 300mm
- Metallic Grey: 300 & 400mm

Space saving pull outs...



Pull out towel rail

- Chrome: 150mm



Under sink pull out

- Chrome: 1000mm



Single Dynamic Pull Out Baskets

You can have our single pull out baskets in any cabinet in your kitchen. They are suitable for larders and base units alike.

Available in sizes:
300, 400, 500, 600, 800, 1000mm

● Chrome

Base pull outs...



150mm Pull out base

● Anthracite ● Chrome

300mm Pull out base

● Anthracite ● Chrome



Choose as many or as few as you like!

Corner pull out solutions...



Combi pull out shelves

● Anthracite ● Chrome



Corner pull out

● Anthracite ● Chrome



3/4 Carousel

● Chrome



1/2 Carousel

● Chrome





Final

PIECES

Add further personalisation to your new kitchen with the choice of handles, lighting, sinks, taps and cutlery trays. Some of these smaller details can create a seriously different look so take your time and indulge yourself.

HANDLES

Handles are a highly personal choice and can change the kitchen aesthetic dramatically. Jigsaw offers a multitude of handle shapes, sizes and designs to round off your door choice in style.



1. **Shaker** Brushed Steel
2. **Elipse** Chrome
3. **Bow** Brushed Steel
4. **Round Knob** Chrome
5. **Victorian** Chrome
6. **Cup** Pewter
7. **Cup Plus** Chrome



WINDSOR INDIGO WITH IMPERIAL & CUP PLUS CHROME HANDLES PICTURED

Classic Handles...



Imperial & Elipse Antique Copper

Copper finish makes the handle a feature on it's own. A beautiful option when sat alongside our new indigo finish in particular.



Imperial, Chrome & Pewter

The imperial handle is typically used on shaker doors with the pewter effect for a more traditional look and chrome for modern.

Contemporary Handles...



1. **Wide D** Brushed Steel
2. **Precision** Brushed Steel
3. **Slim T Bar** Brushed Steel
4. **Flat End T Bar** Brushed Steel



D-Lite Chrome & Antique Copper

Choose D-Lite for simple, smooth lines on almost any of our ranges.



VIVO MATT ANTHRACITE & PRECISION HANDLES PICTURED



Wave Antique Copper, Brushed Steel & Chrome

The ergonomically friendly wave handle is available in 3 contemporary colours.



LINEAR WHITE HALIFAX OAK & STRAP BAR HANDLES PICTURED

Contemporary Handles...



SINKS

Your kitchen sink is bound to be used almost everyday so make sure you choose carefully. From larger drying areas to practical half bowls and colour choices we know that the sink is another important piece in your Jigsaw kitchen.



Ceramic Sinks...



Belfast • Single Bowl Sink



Tatton • Bowl & Half Sink



Speke • Single Bowl Sink

Composite Sinks...



Rufford • Single Bowl Sink
Black Granite



Dunham • Bowl & Half Sink
Black Granite



Dune • Bowl & Half Sink
Grey Metallic Granite

OXFORD WITH WHITE & SHAKER HANDLES PICTURED

Stainless Steel Sinks...



Trydent • Bowl & Half Sink



Trydent • Single Bowl Sink



Neron • Bowl & Half Sink



Neron • Single Bowl Sink



Matrix RH • Bowl & Half Sink
Undermount / low profile inset



Matrix LH • Bowl & Half Sink
Undermount / low profile inset



Quarry • Bowl & Half Undermount Sink



Steam • Single Bowl Undermount Sink

*Bowl and a half
sinks provide extra
practicality*



TAPS


We've categorised taps for you to simplify your choice. Single lever taps offer style and design while dual lever taps offer practicality, ease of use and alternative finishes to chrome.



Ludlow Chrome tap




Dual Lever Taps...




Single Lever Taps...



Althia • Chrome



Brock • Chrome



Severn • Chrome



Prime • Chrome

Single lever taps offer simplicity and minimalism



LIGHTING

Lighting in the kitchen is essential from both a task and ambience perspective. Food preparation typically takes place under wall cabinets where further illumination is often desirable.



Soldan Flexible LED strip lighting

Flexible strip lighting can be cut to size and is commonly used underneath wall cabinets and worktops, or on plinths to create additional ambience.



Steina Quadro LED

The square design of Steina Quadro is a natural shaped partner for cabinets and is often used within glass units to create feature displays.



Steina Kea LED

The triangular styling of Kea is a timeless favourite in the UK. Use these underneath wall cabinets to provide additional task lighting.



Steina Downlight LED

The contemporary circular design of the Steina Downlight can be used under wall cabinets or within them to create a display unit.



Steina Faro LED

Steina Faro lights are typically positioned subtly underneath wall cabinets. Their unobtrusive design is a natural choice in a contemporary kitchen.



Steina Vectra LED

Vectra lights are typically positioned under cabinets and shelving for minimalist design & installation.



Steina LED Tube

Tube lighting maximises impact and is easily positioned under wall cabinets. Use a continuous line or around specific areas.



Picka Plinth Lights LED

Available in round or square designs.

Add plinth lights to the base of your kitchen units to add subtle ambience to the room. Illuminate your kitchen at night solely with plinth lights to create a 'show house' effect. Choose from square and round designs.



KITCHEN DOOR CARE INSTRUCTIONS

CUTLERY TRAYS

Add structure to your new drawers with a stylish cutlery tray. It's a small piece of a Jigsaw kitchen but one you won't want to live without.



Scoop Cutlery Tray
400 / 500 / 600 / 800 / 900 / 1000mm



Excellent Cutlery Tray
500 / 600 / 800 / 900 / 1000mm

CLEANING

We recommend the following door cleaning instructions for all of our doors:

- > Clean the doors using only a solution of 95% lukewarm water with no more than 5% soap
- > **DO NOT** spray anything on to your doors - this includes the solution recommended above
- > Use a clean damp (not wet) cloth
- > Dry with a soft clean cloth. If it is a timber door, run the cloth along the grain direction
- > Any cooking marks must be wiped immediately
- > Do not allow liquids to seep into joints of doors. Wipe any spillages immediately.

DO NOT use any of the products listed below to clean the door as they may mark and damage the surface:

- > Wax furniture polish
- > Bleach / chlorine based cleaning products
- > Abrasive cleaners
- > Solvents
- > Multi-purpose cleaners
- > Alcohol based cleaners
- > Ammonia or any other similar product
- > Scouring pads or abrasive cloths

ENVIRONMENTAL INFORMATION

Please be aware, localised or intense heat/steam can damage fascias. Subsequently the use of small appliances such as kettles, toasters etc. in close proximity to your kitchen fascias should be avoided. Doors should not be exposed to extreme temperature changes. Due to their manufacturing process, vinyl doors must not be exposed to temperatures above 70°C as this may cause damage to the door's surface.

Due to the limitations on photographic reproduction, colours may differ slightly from the actual products shown.

DATE OF PRINT/RELEASE: **FEBRUARY 2021**

*Assured kitchen
quality, for your
peace of mind!*

JIGSAW ®
The kitchen puzzle made simple



The mark of
responsible forestry

Products within this brochure are certified in accordance
with the rules of The Forest Stewardship Council®.

05JIGSAW2021V1