
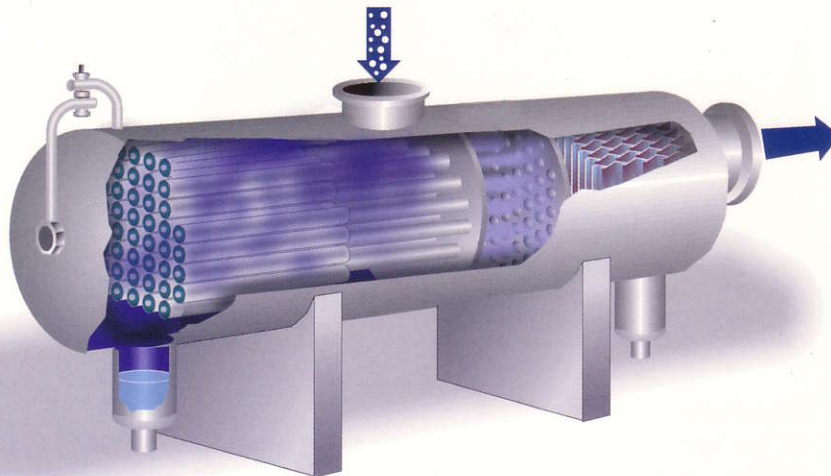


## For Higher Efficiency Separation Of Both Solid and Liquid Contaminants



### Vertical Filter Separator

For applications where foot print area is limited.



### Horizontal Filter Separator

For applications requiring minimum liquid volumes and retention times.

Economical, effective, highly efficient removal of large and small solid/liquid particles from gas streams to protect valuable mechanical equipment and optimize the efficiency of processes.

### Various Separation Designs

Separation Device Design Parameters	Inertial Vane	Coalescers	Centrifugal	Combination Filter Sep	Filters
Contaminant Removal	LIQUID	LIQUID	LIQUID & SOLIDS	LIQUID & SOLIDS	SOLIDS
Efficiency	HIGH	ULTRA-HIGH	HIGH	VERY HIGH	HIGH
$\Delta P$	LOW	MEDIUM	HIGH	MEDIUM	MEDIUM
Flow Range	FULL	FULL	4 to 10:1	FULL	FULL

### Typical Applications

- Chemical plants
- Pipelines
- Natural gas plants
- Refineries
- Petrochemical plants
- Gas distribution systems
- Compressor stations
- Metering and regulation stations



- Proprietary Sized™ Vessels and Internals
- State-of-the-Art Testing
- Flexible Designs
- Guaranteed Performance


REPRESENTED BY  
**SOUTHPORT EQUIPMENT CORP.**

MANUFACTURERS' REPRESENTATIVES • EST. 1937

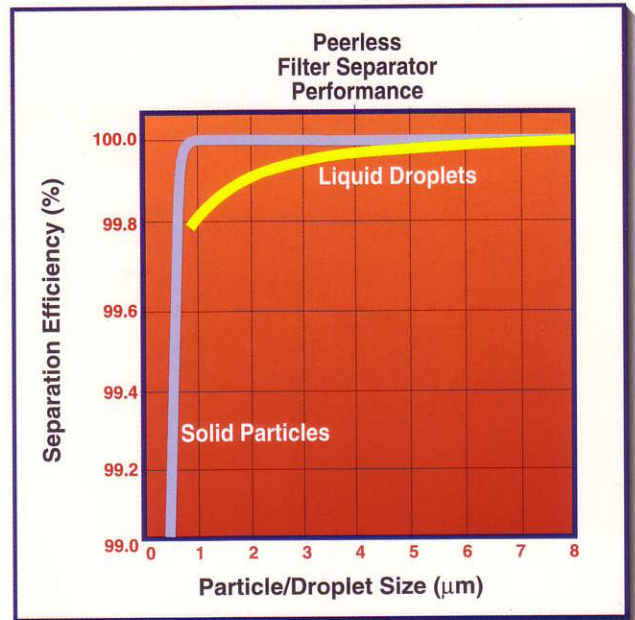
P. O. BOX 370758 • RESEDA, CALIFORNIA 91337

(818) 705-8300 FAX (818) 705-8762





This Peerless Filter Separator is installed at a compressor station in natural gas transmission service. The 36 inch diameter unit is designed with a cost effective reduced diameter closure for safe change-out of the filter cartridges.



Efficiencies will vary with the selection of filter elements and vanes. Higher efficiencies are available.

### Principle of Operation

At the first stage, incoming liquids pass outside-in through the filter media where solids are removed and coalescing takes place. Heavier solids and bulk liquids drop to the first-stage sump. The gas then carries the coalesced liquids through the standpipe/tubesheet to the high-efficiency vane mist extractor. There, the remaining liquids are removed from the gas stream and directed to the second-stage sump.

### Filters

Cartridge replacement is quick and simple. Peerless' patented cartridge retainer assembly offers substantial labor savings associated with the installation and removal of elements.

### Configurations

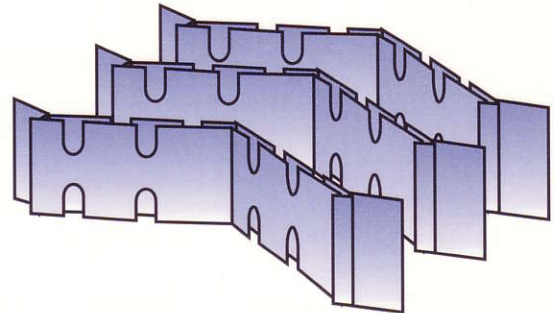
Peerless filter separators are available in vertical and single or double barrel horizontal configurations. Closures for access to the filter elements can be bolted or either a full or reduced diameter, quick opening design.

### Performance Guarantee

Peerless filter separators are guaranteed to remove 100% of all **liquid droplets** 8 microns and larger and remove 99.5% of those 0.5 to 8 microns in size. The minimum guaranteed **solid particle** removal is 100% of 1 micron and larger and 99.5% for those 0.5 to 1 micron in size.

### Vane Mist Extractors

Peerless Vanes come in more than a dozen high-performance profiles. Extensive testing has shown vane spacing, pocket depth and size are critical to the capacity and efficiency of these elements. That is why Peerless makes quality an integral part of its vane fabrication process.



Typical Peerless Vane Element

**Consult a Peerless specialist for your separation, retrofit and spares requirements.**

[www.peerlessmfg.com](http://www.peerlessmfg.com)

#### WORLD HEADQUARTERS

**Peerless Mfg. Co.**  
2819 Walnut Hill Lane  
Dallas, Texas 75229  
Phone: 214-357-6181  
Fax: 214-351-0194  
[sales@peerlessmfg.com](mailto:sales@peerlessmfg.com)

#### EUROPE, AFRICA & MIDDLE EAST

**Peerless Europe Limited**  
Bridge House, 18 Bridge Street  
Halstead, Essex C09 1HT England  
Phone: 44-1787-478847  
FAX: 44-1787-473918  
[sales@peerlesseurope.com](mailto:sales@peerlesseurope.com)

#### ASIA-PACIFIC

**Peerless Mfg.Co.** (Regional Office)  
No. 35 Jalan Pemimpin, #07-02  
Singapore 577176  
Phone: 656-354-2306  
FAX: 656-354-2297  
[peerlessmfg@pacific.net.sg](mailto:peerlessmfg@pacific.net.sg)