

Exhibit 231

Irrefutable Proof of Self Assembly Structures in C19 Shots - Time Lapsed Videos Show Microchip like Structures Assembling and Disassembling - (Updated Video Links)

<https://anamihalceamdphd.substack.com/p/irrefutable-proof-of-self-assembly>

Irrefutable Proof of Self Assembly Structures in C19 Shots - Time Lapsed Videos Show Microchip like Structures Assembling and Disassembling

Dr. David Nixon, Dr. Shimon Yanowitz and Electrical Engineer Matt Taylor and Dr. Ana Mihalcea



Ana Maria Mihalcea, MD, PhD
1 hr ago

♡ 22 💬 4 ➦ 📖






Image Courtesy Dr. David Nixon. Pfizer drop dried on a slide for 2 months is a continual microchip factory

In this weeks Dr. Ana's Science of Light Show I interview Dr. David Nixon, Dr. Shimon Yanowitz and Electrical Engineer Matt Taylor.

Here is the link to this important video:

[Irrefutable Proof of Self Assembly Structures in C19 Shots - Time Lapsed Videos Show Microchip like Structures Assembling and Disassembling](#)

We all are part of an international collaborative team effort to shed light on the self-assembly nanotechnology in the C19 injectables. **In this interview we present Dr. David Nixon's time lapsed video footage showing that microchips assemble and disassemble and then reassemble again - possibly indefinitely continuing this process.** This never before seen time lapsed footage from of microscopy images proves that this extremely advanced technology can easily be overlooked - but when carefully and patiently researched, can be documented. There is a virtual blueprint to this technology that controls intelligently this assembly and disassembly process.

We show the same corroborating findings by time lapsed video from Matt Taylor.

I pose the question if this vacuum engineering. In my mind, this is a sub quantum field control of virtual particle states that are creating material reality.

Dr. David Nixon is a physician from Melbourne Australia, who has been evaluating the Pfizer vial contents and documenting the findings and changes meticulously over months. Dr. Shimon Yanowitz is an independent researcher from Israel with a background in computer science and electrical engineering and has evaluated C19 injectables right after thawing and showed self-assembly at room temperature and then even more elaborate while incubated at body temperature. He proved the self-assembly structures originate from Liposomes. Matt Taylor is an electrical engineer from Ecuador, who has evaluated C19 injectables under the microscope and proven self-assembly and evidence of micro circuitry development dependent on EMF exposure. I myself, Dr. Ana Maria Mihalcea, MD, PhD from the USA, am a board-certified Internal Medicine Physician with a PhD in Pathology and over 22 years of clinical practice experience - and closely collaborate with all three scientists featured in this interview.

Process of Microchip Disassembly captured: Please watch the video for the amazing footage

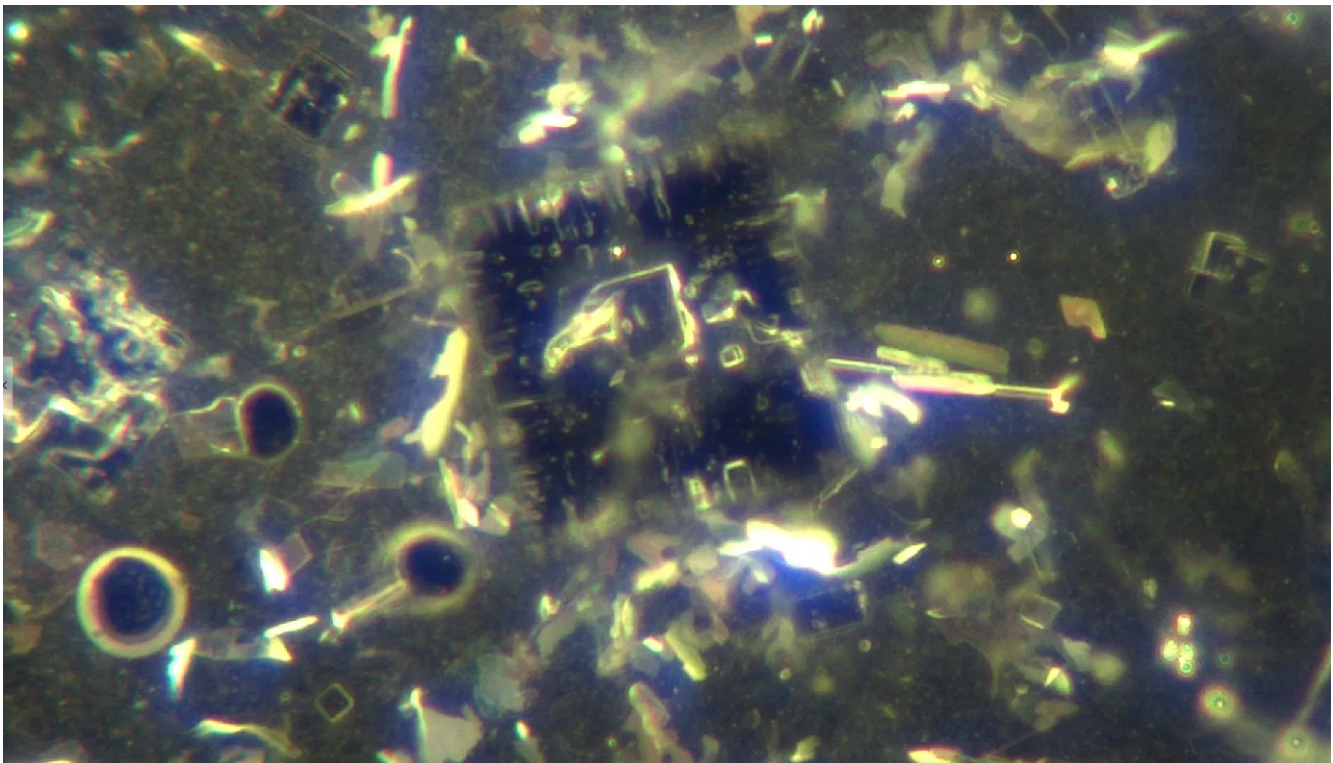
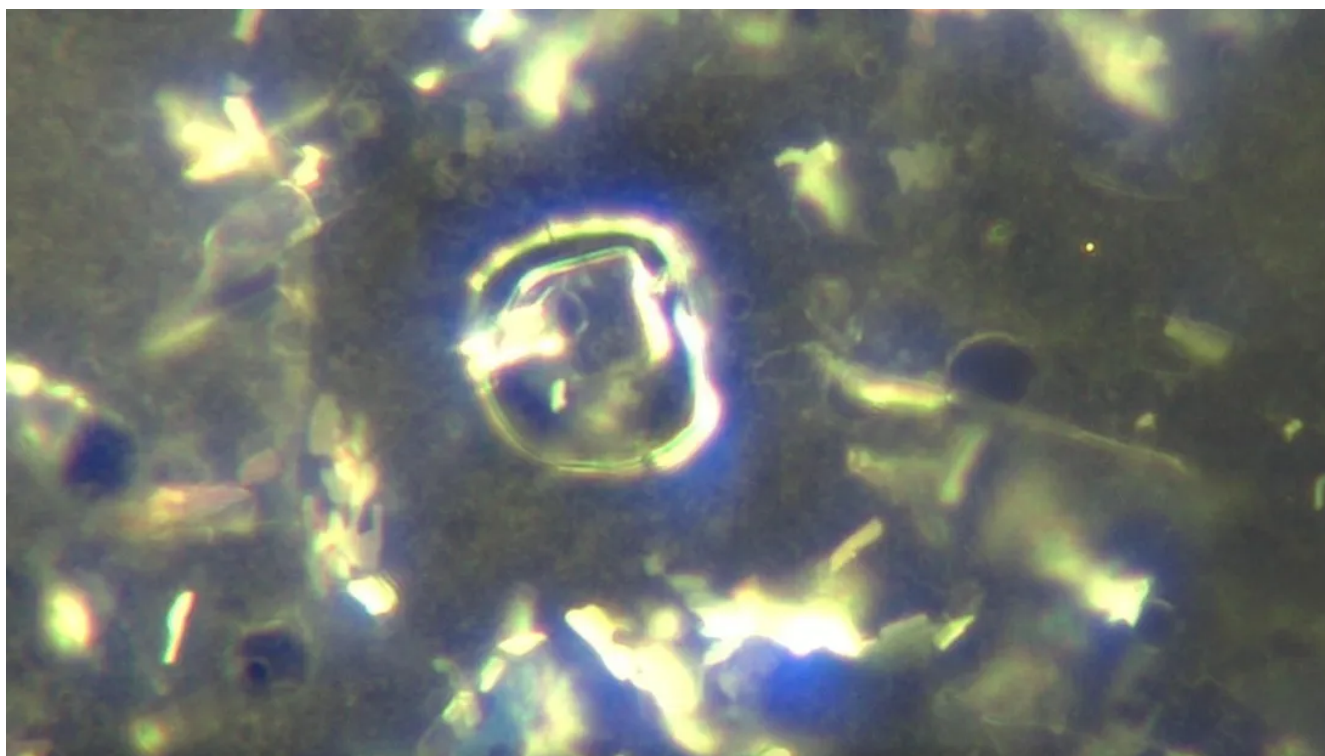
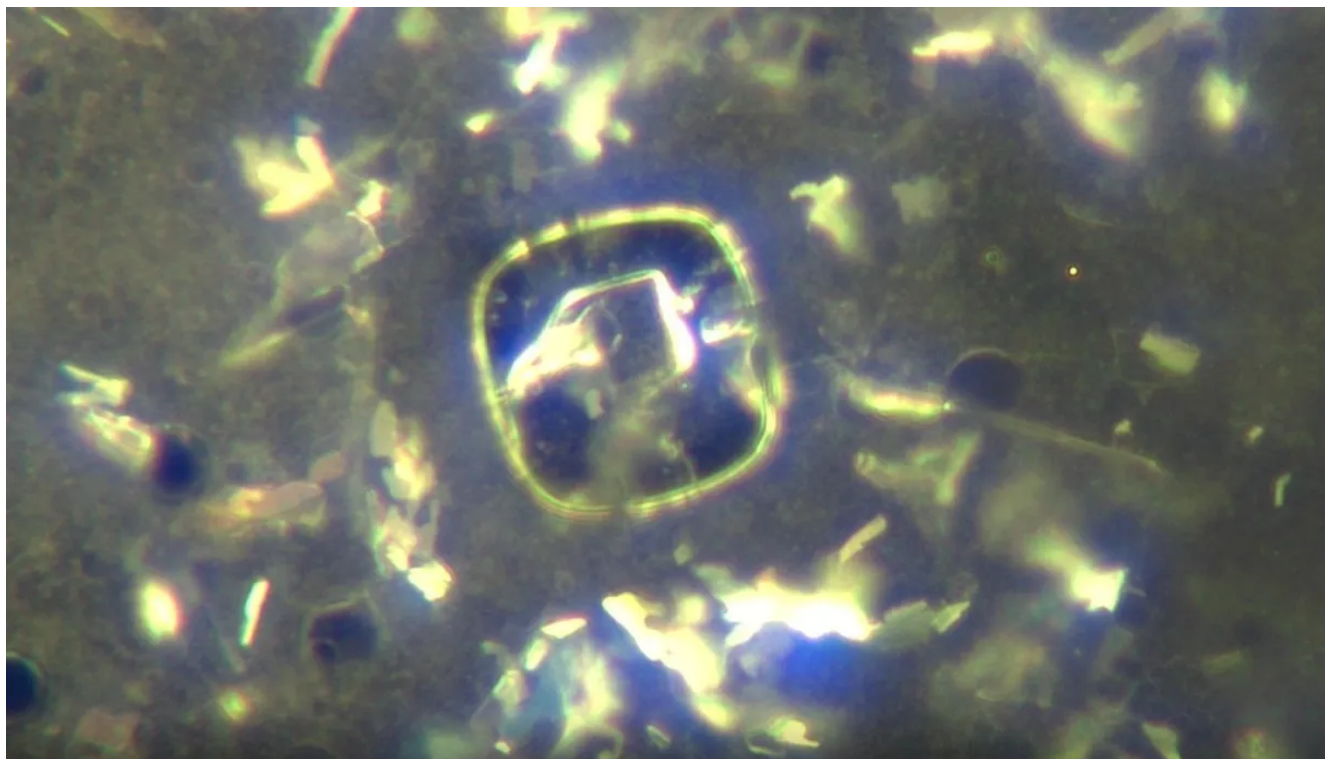


Image: Dr. David Nixon - Chip visible



Images: Dr. David Nixon -Disassembly in process above




Image: Dr. David Nixon - Chip disassembled

Our colleague Sasha Latypova also published a report on Dr. Nixon's findings on Trial Site News:

[Independent Researchers Examining Pfizer mRNA Vaccines: Strange Reports](#)

Maria Zee also interviewed Dr. Nixon:

[WORLD FIRST: ROBOTIC ARMS Assembling Via Nanotech Inside COVID-19 "Vaccines" – Filmed in Real Time – Dr. Nixon](#)

The recent articles and evidence were also published by Covid Medical Network:

[CMN News Dr. David Nixon](#)

Thanks for reading Dr. Ana's Newsletter!
Subscribe for free to receive new posts and
support my work.



4 Comments



Write a comment...



Candis 43 min ago

Crimes aganist humanity.

♡ 1 Reply Collapse ...



Staring back into the abyss Writes Staring back at the abyss 18 min ago

I hope this research can be validated, reviewed and replicated until they cannot hide from it.

Is anyone researching how to find ways to self destruct these particles / structures in a way safe for the patients?

♡ Reply Collapse ...

2 more comments...