

Exhibit 322

Birth Rates Plunge in Heavily Vaccinated Countries

https://colleenhuber.substack.com/p/birth-rates-plunge-in-heavily-vaccinated?utm_source=substack&utm_campaign=post_embed&utm_medium=web

Birth Rates Plunge in Heavily Vaccinated Countries

In many countries, births drop sharply nine months after peak COVID vaccine uptake. Let's look at how this happens. And will these populations recover?



Colleen Huber NMD
Feb 16

♡ 120

💬 37



Vital Statistics – Hidden Data

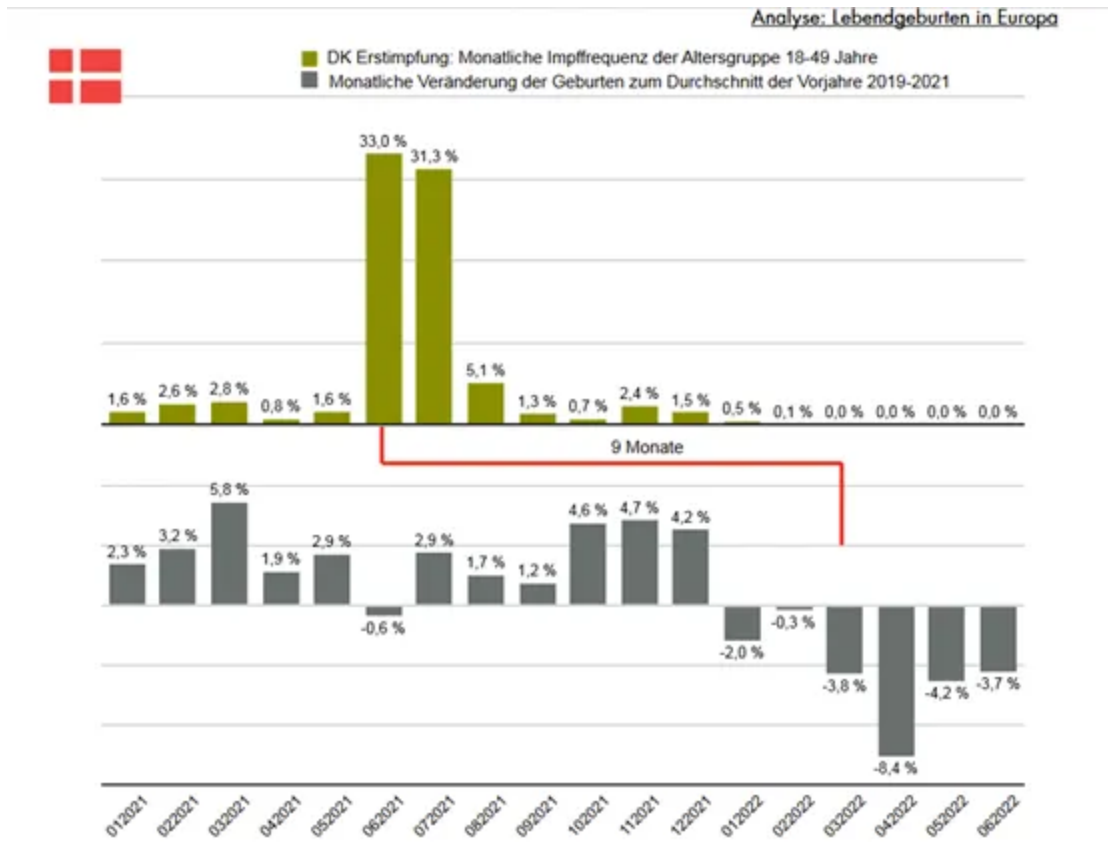
Since the beginning of COVID, vital statistics as reported by governments around the world are hard to come by. Spotty availability hinders analysis and understanding

For example, even today in the United States, Massachusetts and New York, Illinois and Washington are four of the states that, at this writing, have not updated births data since 2019 [\[1\]](#) and 2020. [\[2\]](#) [\[3\]](#) [\[4\]](#)

Nineteen European Countries


By August 2022, Raimond Hagemann, Ulf Lorré and Dr. Hans-Joachim Kremer had compiled data on birth rate changes in 19 European countries and produced an extremely important paper. [\[5\]](#) In country after country, the inflection point of reduced births is consistently at the end of the year 2021. This was nine months after the spring zeitgeist to take the COVID vaccines. Germany, Austria, Switzerland, France, Belgium, Netherlands, Denmark, Estonia, Finland, Latvia, Lithuania, Sweden, Portugal, Spain, Czech Republic, Hungary, Poland, Romania and Slovenia, as well as Iceland, Northern Ireland, Montenegro, Serbia, all show this pattern. Nine months after peak vaccine uptake, the births decline.

From Hagemann, et al. Danish data:



The corresponding graph for each of the 19 countries has a similar pattern: peak uptake of COVID vaccines in spring of 2021, followed by precipitous birthrate declines beginning nine months later.

All of the nineteen countries studied saw accelerating declines in births in 2022, beginning at nine months after peak COVID vaccine uptake. Note the small p values in the following table, favoring temporal association of the two events. This in turn, supports the Bradford Hill temporality criterion regarding causation of infertility, rather than highly coincidental correlation between peak vaccination in spring of 2021 and sharply declining birth rates nine months later.

 **Auswertung: Europa**

Region	Kanton	Geburten 2022	Ø 2019-21	Änderung Ø → 2022	Spearman ρ	p-Wert	1x geimpft 9 Mon. davor 18-49 J.*	Bevölkerung 16-49 Jahre	Impfquote* gesamt 18-49
Nord	Finnland	22.180	23.266	-4,7 %	-0,918	0,000033	1.712.463	2.164.149	79,1 %
West	Schweiz	39.326	43.079	-8,7 %	-0,873	0,00023	2.344.443	3.653.573	64,2 %
West	Niederlande	81.125	83.339	-2,7 %	-0,802	0,0015	5.056.399	7.019.309	72,0 %
Nord	Lettland	8.026	8.859	-9,4 %	-0,800	0,0016	416.436	745.854	55,8 %
West	Österreich	39.635	41.448	-4,4 %	-0,773	0,0027	2.489.729	3.682.383	67,6 %
West	Deutschland	285.753	313.543	-8,9 %	-0,770	0,0046	30.725.410	45.321.314	67,8 %
Nord	Litauen	12.392	14.988	-17,3 %	-0,741	0,0029	839.806	1.123.367	74,8 %
Ost	Ungarn	41.902	43.504	-3,7 %	-0,682	0,0104	2.550.513	4.231.659	60,3 %
Ost	Polen	126.400	146.145	-13,5 %	-0,673	0,0165	8.535.540	16.639.191	51,3 %
Nord	Schweden	54.560	58.457	-6,7 %	-0,664	0,0130	3.239.628	4.222.335	76,7 %
Ost	Slowenien	8.426	9.211	-8,5 %	-0,627	0,0194	457.167	852.427	53,6 %
Nord	Estland	5.810	6.534	-11,1 %	-0,582	0,0302	330.014	544.258	60,6 %
Ost	Rumänien	78.792	97.022	-18,8 %	-0,527	0,0478	2.674.679	8.029.346	33,3 %
Ost	Tschechien	24.232	27.146	-10,7 %	-0,524	0,0914	1.975.874	4.538.565	43,5 %
Nord	Dänemark	28.828	30.049	-4,1 %	-0,427	0,0949	1.908.007	2.361.498	80,8 %
West	Frankreich	357.900	362.541	-1,3 %	-0,355	0,1423	23.913.873	26.186.117	91,3 %
Süd	Portugal	32.048	34.743	-7,8 %	-0,297	0,2024	3.748.115	4.112.736	91,1 %
Süd	Spanien	159.705	172.399	-7,4 %	-0,209	0,2686	16.490.325	19.638.928	84,0 %
West	Belgien	56.604	57.430	-1,4 %	-0,145	0,3348	3.780.494	4.678.439	80,8 %
-110.059	Σ Europa - Auswahl	1.463.644	1.573.703	-7,0 %	-0,522	3,01E-14	113.188.915	159.745.448	70,9 %

Sweden

Data analyst Gato Malo has noted, as have others, that too many countries are locking their vital statistics data away from public view, which pre-empts any valid analysis. Occasional glimpses are available.

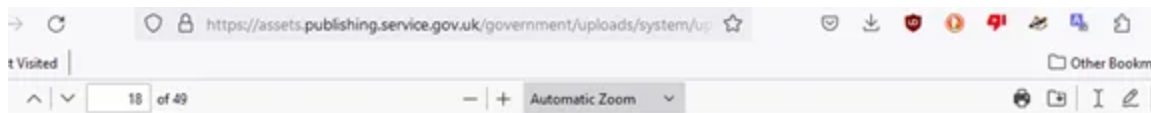
Looking at Sweden, he found that if he overlaid month-to-month change in births, he found that the strong dip in births beginning at November – December 2021 lines up very tightly with the percentage of people who were unvaccinated 9 months earlier. [6] This was consistent with the Hagemann, et al findings. And births in Sweden have not yet shown signs of recovery from this decline.



UK

At a similar time as in the above countries, we see births decline in the UK. After December 2021, the number of women giving birth is no longer in the forty thousands per month, but now crosses down into the thirty thousands, and stays there. [Z] See the column “Women giving birth.”

From Gov.UK:



COVID-19 vaccine surveillance report – week 5

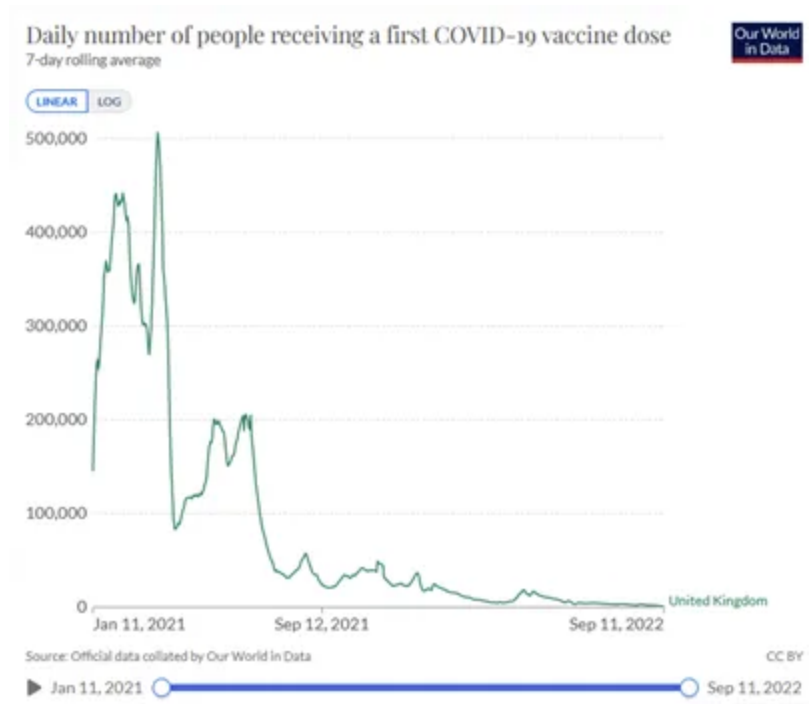
Table 8. Overall vaccine coverage in women giving birth, by month of delivery¹

Month	Women giving birth	One or more doses by time of delivery	2 or more doses by time of delivery	Unvaccinated at delivery	Unvaccinated who went on to receive doses after pregnancy to 26 August 2022
January 2021	41,949	18 (0.0%)	1 (0.0%)	41,774 (99.6%)	32,271 (77.3%)
February 2021	40,093	83 (0.2%)	0 (0.0%)	39,882 (99.5%)	30,833 (77.3%)
March 2021	44,589	296 (0.7%)	25 (0.1%)	44,173 (99.1%)	33,931 (76.8%)
April 2021	42,467	493 (1.2%)	93 (0.2%)	41,825 (98.5%)	31,850 (76.2%)
May 2021	43,964	1,261 (2.9%)	309 (0.7%)	42,542 (96.8%)	31,625 (74.3%)
June 2021	43,723	4,369 (10.0%)	656 (1.5%)	39,219 (89.7%)	27,832 (71.0%)
July 2021	47,393	7,717 (16.3%)	2,203 (4.6%)	39,497 (83.3%)	26,493 (67.1%)
August 2021	46,149	10,486 (22.7%)	6,129 (13.3%)	35,488 (76.9%)	22,208 (62.6%)
September 2021	46,710	15,101 (32.3%)	10,519 (22.5%)	31,433 (67.3%)	17,992 (57.2%)
October 2021	46,196	19,211 (41.6%)	14,655 (31.7%)	26,801 (58.0%)	13,689 (51.1%)
November 2021	42,917	20,896 (48.7%)	16,482 (38.4%)	21,860 (50.9%)	8,864 (40.5%)
December 2021	41,578	22,372 (53.8%)	18,048 (43.4%)	19,033 (45.8%)	5,634 (29.6%)
January 2022	39,331	23,449 (59.6%)	19,971 (50.8%)	15,739 (40.0%)	2,776 (17.6%)
February 2022	36,348	23,938 (65.9%)	21,043 (57.9%)	12,254 (33.7%)	1,221 (10.0%)
March 2022	38,702	26,936 (69.6%)	23,957 (61.9%)	11,625 (30.0%)	611 (5.3%)
April 2022	37,539	26,961 (71.8%)	24,324 (64.8%)	10,426 (27.8%)	330 (3.2%)
May 2022	38,345	28,023 (73.1%)	25,645 (66.9%)	10,187 (26.6%)	199 (2.0%)
June 2022	37,037	27,029 (73.0%)	24,933 (67.3%)	9,855 (26.6%)	96 (1.0%)

¹ 2,778 women could not be matched with a NIMS record. Their vaccine status is therefore unknown and they are excluded from these coverage figures.

Comparing year-over-year decline, we might write this mean decline from the first two quarters of 2021 to the first two quarters of 2022, where b is births, as $(\sum b_1, 2021...b_6, 2021) - (\sum b_1, 2022...b_6, 2022) = 256,785 - 227,302 = 29,483$. This is a deficit of 4,913 births per month in the UK. Similarly to Sweden, the inflection point of decline is at a 9-11 month point following the months of peak vaccine uptake in the UK. [8]

From Johns Hopkins University, Our World In Data, peak vaccine uptake in the UK was in the first quarter of 2021:



Switzerland

Switzerland saw its largest drop in birth rates in 150 years, more than in each of the two World Wars, the Great Depression and even the introduction of widely used oral contraceptives. [9]

Thanks for reading The Defeat Of COVID!
Subscribe for free to receive new posts.

	Subscribe
--	-----------

Why Is This Happening?

Naomi Wolf explored menstrual irregularities reported following COVID vaccination, and even following contact with COVID-vaccinated people. As the first to discuss these problems publicly, and to gather data online from women who were experiencing these menstrual changes, she was criticized and censored on social media. Her Daily Clout

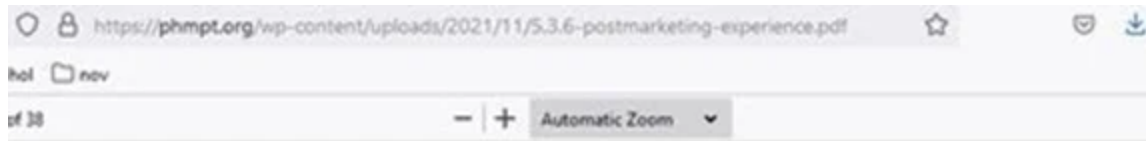
organization led a team of over 3,000 researchers, including Pierre Kory MD, to dissect the documents released by Pfizer / FDA under court order regarding clinical outcomes of the 44,000-person clinical trial of the Pfizer COVID vaccines. The Daily Clout team summarized their findings in their book on Kindle: *Pfizer Documents Analysis Reports*. [\[10\]](#)

They report Pfizer's findings of overwhelming injuries in their experimental group. Of the 22,000 individuals who had received the Pfizer vaccine, "Pfizer could not determine the outcome in over 20,000 people reporting vaccine injuries." [\[11\]](#)

The Daily Clout team explores in their book topics related to the COVID vaccines' impacts on male and female fertility. As their team traced the data reported by Pfizer, it was found that 270 of the pregnant women in the Pfizer trial reported a vaccine injury. ". . . but Pfizer only followed 32 of them and 28 of their babies died. This is a shocking 87.5% fetal death rate." [\[12\]](#)

Pfizer logged over 158,000 separate adverse events during that clinical trial, under 1290 different types of adverse events, an enormous compendium of human suffering, as partially imaged below from the first part of the letter A. [\[13\]](#)

From Pfizer Worldwide Safety:



BNT162b2

5.3.6 Cumulative Analysis of Post-authorization Adverse Event Reports

APPENDIX 1. LIST OF ADVERSE EVENTS OF SPECIAL INTEREST

1p36 deletion syndrome; 2-Hydroxyglutaric aciduria; 5'nucleotidase increased; Acoustic neuritis; Acquired C1 inhibitor deficiency; Acquired epidermolysis bullosa; Acquired epileptic aphasia; Acute cutaneous lupus erythematosus; Acute disseminated encephalomyelitis; Acute encephalitis with refractory, repetitive partial seizures; Acute febrile neutrophilic dermatosis; Acute flaccid myelitis; Acute haemorrhagic leukoencephalitis; Acute haemorrhagic oedema of infancy; Acute kidney injury; Acute macular outer retinopathy; Acute motor axonal neuropathy; Acute motor-sensory axonal neuropathy; Acute myocardial infarction; Acute respiratory distress syndrome; Acute respiratory failure; Addison's disease; Administration site thrombosis; Administration site vasculitis; Adrenal thrombosis; Adverse event following immunisation; Ageusia; Agranulocytosis; Air embolism; Alanine aminotransferase abnormal; Alanine aminotransferase increased; Alcoholic seizure; Allergic bronchopulmonary mycosis; Allergic oedema; Alloimmune hepatitis; Alopecia areata; Alpers disease; Alveolar proteinosis; Ammonia abnormal; Ammonia increased; Amniotic cavity infection; Amygdalohippocampectomy; Amyloid arthropathy; Amyloidosis; Amyloidosis senile; Anaphylactic reaction; Anaphylactic shock; Anaphylactic transfusion reaction; Anaphylactoid reaction; Anaphylactoid shock; Anaphylactoid syndrome of pregnancy; Angioedema; Angiopathic neuropathy; Ankylosing spondylitis; Anosmia; Antiacetylcholine receptor antibody positive; Anti-actin antibody positive; Anti-aquaporin-4 antibody positive; Anti-basal ganglia antibody positive; Anti-cyclic citrullinated peptide antibody positive; Anti-epithelial antibody positive; Anti-erythrocyte antibody positive; Anti-exosome complex antibody positive; Anti-GAD antibody negative; Anti-GAD antibody positive; Anti-ganglioside antibody positive; Antigliadin antibody positive; Anti-glomerular basement membrane antibody positive; Anti-glomerular basement membrane disease; Anti-glycyl-tRNA synthetase antibody positive; Anti-HLA antibody test positive; Anti-IA2 antibody positive; Anti-insulin antibody increased; Anti-insulin antibody positive; Anti-insulin receptor antibody increased; Anti-insulin receptor antibody positive; Anti-interferon antibody negative; Anti-interferon antibody positive; Anti-islet cell antibody positive; Antimitochondrial antibody positive; Anti-muscle

Wolf's team notes that *"If Pfizer had a TV commercial for its COVID vaccine listing the 158,893 adverse events reported in the first 12 weeks, the announcer would be reading them for more than 80 consecutive hours."* [14]

Even this exhaustive list could not be complete, because Pfizer could not account for outcomes of 22% of participants. Pfizer does list 11,361 of the patients as "not recovered" at the time of their report. [15] This is 51.6% of their experimental group "not recovered" from adverse events.

No liquid will 'just stay in the shoulder / arm.'

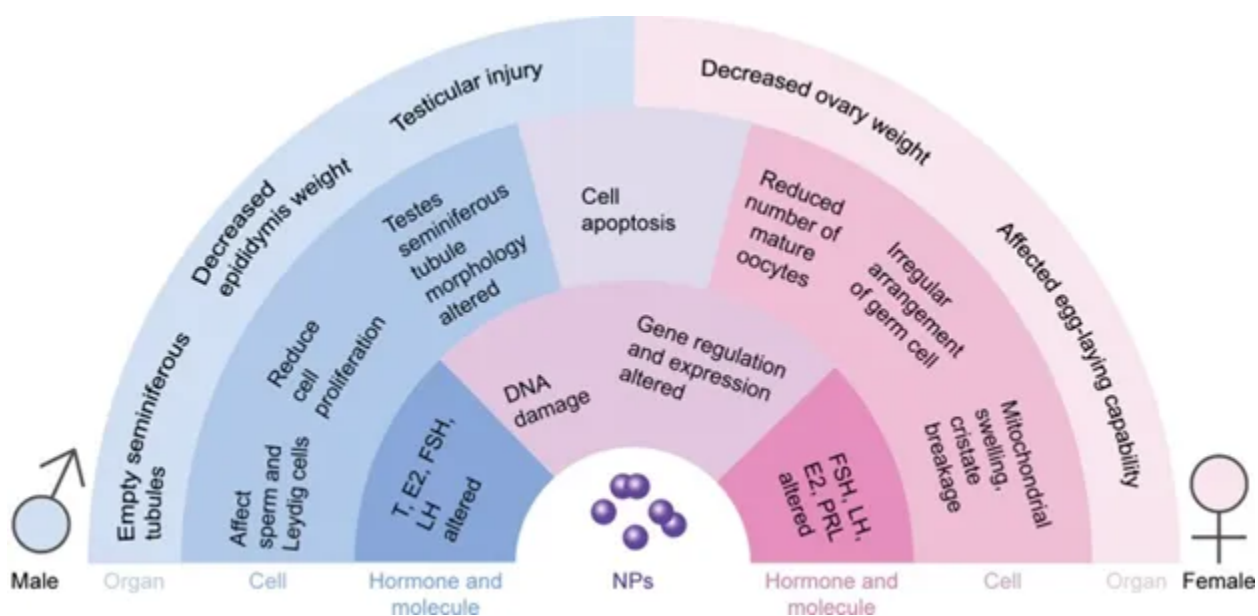
We have known, and Pfizer has confessed to, the transmission of spike proteins from one person to another by skin contact and exhalation. I cite and discuss that in the context of one adult to another in a community setting. [16]

Adverse effects on vaccinated breastfeeding mothers and their babies included a range of vomiting, fever, rash, partial paralysis, blue-green discolored breast milk and other side effects.

Not surprisingly, the injected vaccine liquid passes from mother to nursing infant as well, in accordance with long established physics principles of dispersal and diffusion of liquid introduced into a semi-solid (55-60% water) body, as well as centuries of basic, undisputed physiology and circulation of blood and lymph: Liquids introduced into the body diffuse throughout the body, as always. This has also been known of lipid nanoparticle (LNP) delivery of medication since its first development, that it, of course, enters the circulation. Those who alleged – and those who believed – that a liquid injection would “stay in the arm” had not even a junior high school student’s grasp of basic biology or physics.

But Pfizer knew. It advised male participants in the trial to avoid sexual contact with women of childbearing age or to use condoms.

Here is an overview of the impact of lipid nanoparticle (LNP)-delivered substances to human male and female reproductive organs. [17]

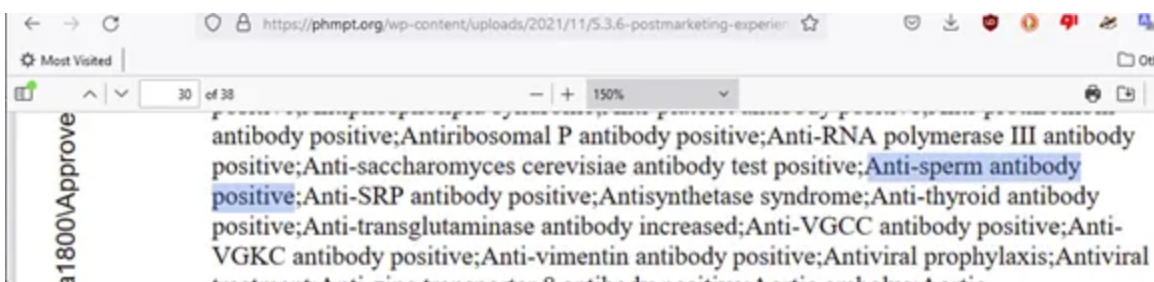


from R Wang, B Song, et al. [Potential adverse effects of nanoparticles...](#)

Male Infertility and the COVID Vaccines

mRNA vaccine ingredients are observed to disperse throughout the body, collecting in the testes, among other organs. [18] An adverse event of note in Pfizer’s list of 1290 such events post-vaccination is “anti-sperm antibodies.”

From Pfizer Worldwide Safety:



An Israeli study later confirmed damage to sperm, both in total numbers and motility, from the Pfizer vaccine. [19]

Andrology / Early View

ORIGINAL ARTICLE | [Free Access](#)

Covid-19 vaccination BNT162b2 temporarily impairs semen concentration and total motile count among semen donors

Itai Gat Alon Kedem, Michal Dviri, Ana Umanski, Matan Levi, Ariel Hourvitz, Micha Baum

First published: 17 June 2022

<https://doi.org/10.1111/andr.13209>

The word “temporarily” in the title is misleading, because the researchers assumed sperm would recover after their three-months study period, although they ended their observation at that time. And they did not show any evidence that sperm did actually recover. So their word “temporarily” is so far unverified.

Pfizer did not test for male reproductive toxicity, [20] nor for the adverse effects that may be transmitted by vaccinated mens’ semen on their children’s development.

One might think that male reproductive effects would have been tested for in Pfizer's R-20-085 trial on rats. However, it appears that only the female rats may have been vaccinated; the males ones were not. [21] [3/3/23 update: A reader noted this study linked to the endnote of a different study, which I corrected today. However, it is not yet clear enough to me, in the mixed reporting with incomplete data disclosure by Gov.UK from different studies, if the above statement is accurate. So readers' caution with the above statement is warranted at this time.] When Pfizer pronounced the male rats' reproductive organs free of toxicity, we need to know the answer to this question: Had the male rats they refer to been vaccinated at all? The Daily Clout team writes, from their scrutiny of the Pfizer animal studies, that the male rats referred to had not received mRNA injections.

But Pfizer did instruct human male study participants to avoid intercourse or to use a condom.

Harm caused by lipid nanoparticles (LNPs) to male reproductive organs and ability had already been established years earlier. As seen in this 2018 study, such organs were known to be vulnerable to toxic influences from LNPs. [22] Besides lowered sperm counts and motility, researchers have found "folded amorphous spermatozoa, cells lacking or showing a small hook, and cells with undulating or elongated heads were the most frequent abnormalities found." [23]

Moreover, toxic chemicals, such as phthalates and other endocrine disruptors, [24] were already abundant in the environment prior to the COVID vaccines. These have likely contributed to declining sperm number and quality for a half-century, [25] in which sperm counts have been dropping by about 1% per year since 1972. [26]

However, the COVID vaccines are making spermatogenesis even more rare. The problem is that most of the male reproductive cells, including spermatogonia and spermatozoa, express ACE-2, which is what spike proteins use for entry into human cells. Just as happens in blood vessels throughout the body, the spike protein arrival at the ACE-2 receptors was found to damage not only sperm, but also the blood-testis barrier, and to contribute to orchitis. At day 150, sperm concentration was 15.9% below baseline, below even the 75 to 120 day period, and had not begun to recover by the end of the study.[27]

Female Infertility and the COVID Vaccines

The World Health Organization (WHO) had long taken an interest in “anti-fertility vaccines” and “fertility regulating vaccines,” as they wrote in 1992. “Chorionic gonadotropin is the one antigen that fulfills criteria for **an ideal contraceptive vaccine.**” [Emphasis mine.] [\[28\]](#)

Fetal death was so rampant among COVID-vaccinated pregnant women observed by the CDC in the V-Safe Surveillance System [\[29\]](#) that I compared the miscarriage rate to the ‘morning-after pill’ in abortive effect of those pregnancies for which outcomes were reported. [\[30\]](#) That is, between 80 to 90% abortive effect. This is comparable to what the Naomi Wolf / Daily Clout team found, 87.5%, as referenced above. However, that V-Safe data had been released too early for accurate tally of all pregnancy outcomes, simply because it included women still in their first two trimesters.

This paper examines the cohort of pregnant women in the second half (second 20 weeks) of their pregnancies. [\[31\]](#) However, it seems to be flawed by missing data. [\[32\]](#)

Miscarriages also show a dose-dependent response. The Pfizer vaccine is a 30 mcg dose and the Moderna vaccine is a 100 mcg dose. At an October 2022 CDC expert committee meeting (ACIP), the following data were presented:

12,751 women took the Pfizer vaccine, and 8,365 women took the Moderna vaccine. 422 Pfizer-vaccinated women, that is 3% of the Pfizer total, miscarried (lost their pregnancy by 20 weeks gestation), and 395 of the Moderna-vaccinated women, that is 4.7% of the Moderna total, miscarried. [\[33\]](#)

At-A-Glance: Self-reported interview data v-safe COVID-19 Pregnancy Registry

Preliminary data

Pregnancy outcome among pregnancies with a known outcome* (n=21,703)	Pfizer BioNTech (N=12,751)		Moderna (N=8,365)		J&J (N=587)	
	N	%	N	%	N	%
Live birth	12253	96.1	7916	94.6	557	94.9
Miscarriage (<20 wk)	422	3.3	395	4.7	24	4.1
Stillbirth (≥20 wk)**	29	0.2	20	0.2	2	0.3
Induced Abortion	30	0.2	25	0.3	4	0.7
Other (e.g., ectopic)	17	0.1	10	0.1	0	0

*Analysis excludes 35 participants that withdrew and 70 deemed ineligible based on EDD. Pregnancy outcome unknown for 1160 pregnancies: 415 lost to follow up, and 745 may be captured during extended follow-up.

**Stillbirths adjudicated, and re-classified based on medical records where possible. 1 twin pregnancy with both a live and stillbirth is counted under both.

Stillbirth Rate per 1,000 live births and still births	Pregnancy Registry	2017 NVSS Birth Data
	2.45	5.89 overall 4.89 NH-white

Abbreviations: J&J = Janssen/Johnson & Johnson; N=numerator; NH = non-Hispanic; NVSS = U.S. National Vital Statistics System, Birth Data

32

CDC. COVID-19 in pregnant people and infants ages 0-5 months.
<https://www.cdc.gov/vaccines/acip/meetings/downloads/slides-2022-10-19-20/02-03-04-COVID-Ellington-Kharbanda-Olson-Fleming-Dutra-508.pdf>

So this means that 42% more of the Moderna group miscarried than the Pfizer group. This large percentage difference in such large cohorts (in the thousands of participants) supports a dose-response relationship of the COVID mRNA vaccine with miscarriage, worsened with the more potent dosing. This dose-response is another of the Bradford Hill criteria to support a causal relationship.

The documents that Pfizer sought to have concealed for 75 years, but instead was forced to release by court order, reveal the 1290 types of adverse events, and the more than 158,000 total adverse events, noted above.

Also revealed in the same documents was that Pfizer excluded 21 groups of people from their trials, including “women who are pregnant or breastfeeding.” [34] Although pregnant women were excluded from these clinical trials, the American College of Obstetrics & Gynecology (ACOG) urged pregnant women to get vaccinated, even while acknowledging that “none of the COVID-19 vaccines approved under EUA have been tested in pregnant individuals.” [35] The vaccines had been tested on 44 pregnant rats over 6 weeks, as required by protocols of Developmental and Reproductive Toxicity (DART) studies, but they had not been tested on pregnant women. Ill effects were not

reported from the rat study. [36] However, nine of the ten study authors were employed by and held stock in Pfizer or BioNTech companies, as acknowledged in small print at the end of the article. Therefore, a highly-conflicted study of only 44 rats, studied over six weeks, was the sole research basis for the obstetric profession to urge pregnant women to be vaccinated.

Pfizer's reporting of women in the trials who became pregnant following vaccination found 413 pregnant women, of whom 270 cases were considered to be serious and 146 to be non-serious. The serious cases included "spontaneous abortion (23), outcome pending (5) premature birth with neonatal death, spontaneous abortion with intrauterine death (2 each), spontaneous abortion with neonatal death, and normal outcome (1 each). No outcome was provided for 238 pregnancies." [37] A problem with the short 12 week trial is that nearly all of these new pregnancies were apparently in early gestation, first trimester, at trial end.

The Daily Clout research team determined after examining and comparing miscarriages following various vaccines over time, "*If you are pregnant, you are more likely to lose your baby in a miscarriage if you receive a COVID-19 vaccine than if you receive measles, mumps, flu, tetanus, or any other vaccine.*" [38] They found from the US government's Vaccine Adverse Event Reporting System (VAERS) that in VAERS' 30-year history, through March 2022, a total of 4,693 had experienced miscarriage in all those years. 4,505 of those had received a single vaccine. 3,430 of those miscarriages were in women whose vaccinations included a COVID vaccine. Sixteen of those 3,430 had also received another vaccine near that time. So $3,430 - 16 = 3,414$ miscarriages were after the COVID vaccine alone. Compare this number with 4,505 for all single vaccines over the 30-year history of VAERS. Therefore, $3,414 / 4,505 = 76\%$ of all miscarriages ever reported to VAERS occurred after the COVID vaccines, during the short time that they have been in use, December 2020 through March 2022.

Since at least 2010, it has been known that nano-particles were hazardous to the ovaries and to fertility generally, and bioaccumulation has been known. [39] [40]

In the case of spike proteins, it comes as no surprise that the ACE-2 receptor is the port of entry for spike proteins to gain access to ovarian cells, both granulosa and cumulus cells. [41] These are the ovarian cells that support the development of oocytes.

Congenital malformations

The US Defense Medical Epidemiology Database System (DMED) [42] is the largest database of health statistics of the generally young, healthy and fit military population. That is until military service members were forced to take the COVID vaccines or to be dishonorably discharged, with loss of benefits. Few if any religious exemptions were permitted.

The DMED database reported, when comparing 2021 to 2020, a 419% increase in female infertility reports, a 320% increase in male infertility reports and an 87% increase in congenital malformations. The report shows a mean baseline rate of 10,906 cases per year, 2016 to 2020. Then part of 2021, not even the full year, showed 18,951 such cases. [43] This is a 74% increase over the 2016 to 2020 mean.

Prevention is massively easier than cure. Avoiding toxins such as LNPs, especially those that generate spike protein, such as the mRNA vaccines, is a necessary first step. Let's hope that the coming years show the fertility crisis for both males and females to be reversible, as we eventually learn how that may be accomplished.

[1] Annual Massachusetts Birth Reports. Screenshot taken Jan 27 2023. Mass.gov.
<https://www.mass.gov/lists/annual-massachusetts-birth-reports>

[2] New York State Dept of Health. Vital statistics of New York State. Screenshot taken Jan 27 2023. NY.gov.
https://www.health.ny.gov/statistics/vital_statistics/vs_reports_tables_list.htm

[3] Birth Statistics. Screenshot taken Jan 27 2023. Illinois.gov.
<https://dph.illinois.gov/data-statistics/vital-statistics/birth-statistics.html>

[4] Washington State Dept of Health. All births dashboard – ACH. Screenshot taken Jan 27 2023. WA.gov. <https://doh.wa.gov/data-statistical-reports/washington-tracking-network-wtn/birth-outcomes/ach-all-births-dashboard-0>

[5] R Hagemann, U Lorré, et al. [Decline in birth rates in Europe; in German]. Aug 25 2022. Aletheia Scimed. https://www.aletheia-scimed.ch/wp-content/uploads/2022/08/Geburtenrueckgang-Europe-DE_25082022_2.pdf

[6] El gato malo. Swedish birthrate data: November update. Jan 25 2023. Substack.



bad cattitude

swedish birthrate data: november update

sweden's birth rate data remains severely suppressed in a fashion unprecedented in the 25 years of data to which i have access. double digit percentage drops in natality constitute a severe demograp...

Read more

a month ago · 665 likes · 387 comments · el gato malo

[7] UK Health Security Agency. COVID-19 vaccine surveillance report. Week 5. Feb 2 2023. P. 18.

https://assets.publishing.service.gov.uk/government/uploads/system/uploads/attachment_data/file/1134076/vaccine-surveillance-report-week-5-2023.pdf

[8] Johns Hopkins University. Our World in Data. Daily number of people receiving a first COVID-19 vaccine, UK. <https://ourworldindata.org/covid-vaccinations>

[9] K Beck. Analysis of a possible connection between the COVID =19 vaccination and the fall in the birth rate in Switzerland in 2022. Sep 22 2022. Univ of Lucerne. Quoted in R Chandler, Report 52: Nine months post-COVID mRNA “vaccine” rollout, substantial birth rate drops in 13 European countries, England/Wales, Australia and Taiwan. Jan 16 2023. Daily Clout. <https://dailyclout.io/report-52-nine-months-post-covid-mrna-vaccine-rollout-substantial-birth-rate-drops/>

[10] A. Kelly, War Room / Daily Clout. Pfizer Documents Analysis Volunteers' Reports eBook. <https://www.amazon.com/DailyClout-Documents-Analysis-Volunteers-Reports-ebook/dp/B0BSK6LV5D/>

[11] Ibid, p 10.

[12] Ibid, p 10.

[13] Pfizer Worldwide Safety. 5.3.6 Cumulative analysis of post-authorization adverse event reports of PF-07302048 (BNT162B2) received through 28 Feb 2021. Appendix 1: List of adverse events of special interest. Pp 30-38. <https://phmpt.org/wp-content/uploads/2021/11/5.3.6-postmarketing-experience.pdf>

[14] A. Kelly, War Room / Daily Clout p 14. <https://www.amazon.com/DailyClout-Documents-Analysis-Volunteers-Reports-ebook/dp/B0BSK6LV5D/>

[15] Pfizer Worldwide Safety, Table 1, p 7. <https://phmpt.org/wp-content/uploads/2021/11/5.3.6-postmarketing-experience.pdf>

[16] C Huber. Secondary vaccine effects. Feb 9 2022. The Defeat Of COVID Substack.



The Defeat Of COVID

Secondary vaccine effects

© Colleen Huber, NMD Primary vs secondary effects of medical treatment
Whereas the primary effects of a medical treatment involve the person receiving the procedure or medication, secondary effects are signs and symptoms in individuals who are close to the patient. Secondary effects are of such concern that, for example, if a cancer patient receives perma...

Read more

a year ago · 90 likes · 73 comments · Colleen Huber NMD

[17] R Wang, B Song, et al. Potential adverse effects of nanoparticles on the reproductive system. Dec 11 2018. Int J Nanomedicine.
<https://www.ncbi.nlm.nih.gov/pmc/articles/PMC6294055/>

[18] Acuitas Therapeutics, Inc. A Tissue distribution study of a [3-H]-labelled lipid nanoparticle-mRNA formulation containing ALC-0315 and ALC-0159 following intramuscular administration in Wistar Han rats. Nov 9 2021. p. 24.

https://www.phmpt.org/wp-content/uploads/2022/03/125742_S1_M4_4223_185350.pdf

[19] I Gat, A Kedem, et al. COVID-19 vaccination GNT162b2 temporarily impairs semen concentration and total motile count among semen donors. Jun 17 2022. Andrology.

<https://onlinelibrary.wiley.com/doi/10.1111/andr.13209>

[20] Gov.UK. Summary of the public assessment report for COVID-19 vaccine Pfizer/BioNTech. Jan 6 2023 update.

<https://www.gov.uk/government/publications/regulatory-approval-of-pfizer-biontech-vaccine-for-covid-19/summary-public-assessment-report-for-pfizerbiontech-covid-19-vaccine>

[21] Ibid. Gov.UK.

[22] R Wang, B Song, et al. Potential adverse effects of nanoparticles on the reproductive system. Dec 11 2018. Int J Nanomedicine.

<https://www.ncbi.nlm.nih.gov/pmc/articles/PMC6294055/>

[23] Ibid. Wang.

[24] R Sumner, M Tomlinson, et al. Independent and combined effects of diethylhexyl phthalate and polychlorinated biphenyl 153 on sperm quality in the human and dog.

Mar 4 2019. <https://www.nature.com/articles/s41598-019-39913-9>

[25] E Carlsen, A Givercman, et al. Evidence for decreasing quality of semen during past 50 years. Sep 12 1992. BMJ. <https://pubmed.ncbi.nlm.nih.gov/1393072/>

[26] H Levine, N Jorgensen, et al. Temporal trends in sperm count: a systematic review and meta-regression analysis of samples collected globally in the 20th and 21st centuries. Nov 15 2022. Oxford: Human Reproduction Update.

<https://academic.oup.com/humupd/advance-article/doi/10.1093/humupd/dmac035/6824414?login=false>

[27] I Gat, A Kedem, et al. COVID-19 vaccination GNT162b2 temporarily impairs semen concentration and total motile count among semen donors. Jun 17 2022. Andrology.

<https://onlinelibrary.wiley.com/doi/10.1111/andr.13209>

[28] World Health Organization. Fertility regulating vaccines. Aug 17-18 1992. Geneva.

<https://drive.google.com/file/d/1FKMhagpd6bRZJ8la96bgH7UwQ8CmFNnI/view>

[29] T Shimabukuro, S Kim, et al. Preliminary findings of mRNA COVID-19 vaccines safety in pregnant persons. Jun 17 2021. NEJM.

<https://www.nejm.org/doi/full/10.1056/NEJMoa2104983>

[30] C Huber. COVID vaccines may rival or exceed ‘the morning-after pill’ in abortion efficacy. Aug 2021. The Defeat of COVID Substack.



The Defeat Of COVID

COVID vaccines may rival or exceed ‘the morning-after pill’ in abortion efficacy

I compare the abortion efficacy rate of the COVID vaccine with the morning-after pill, RU-486, aka mifepristone. The V-Safe Surveillance System was developed by the CDC V-Safe COVID-19 Pregnancy Registry Team for monitoring of the COVID vaccination program in pregnancy. In their Preliminary Findings...

[Read more](#)

2 years ago · 43 likes · 13 comments · Colleen Huber NMD

[31] L Zauche, B Wallace, et al. Receipt of mRNA COVID-19 vaccine and risk of spontaneous abortion. Se 8 2021. NEJM.

<https://www.ncbi.nlm.nih.gov/pmc/articles/PMC8451181/>

[32] Arkmedic. The curious case of the miscalculated miscarriages. Sep 14 2021. Substack.

Arkmedic's blog

The curious case of the miscalculated miscarriages

What is the rate of miscarriage in pregnant women receiving a vaccine (more accurately a gene therapy vaccine or GTV) against COVID-19, and is it any higher than for women not receiving a vaccine? TLDR: It's high and it's impossible to get the information from the published papers without a delve into the data. So read on...

Read more

a year ago · 101 likes · 43 comments · Dr Ah Kahn Syed

[33] CDC. COVID-19 in pregnant people and infants ages 0-5 months. Slide 32. <https://www.cdc.gov/vaccines/acip/meetings/downloads/slides-2022-10-19-20/02-03-04-COVID-Ellington-Kharbanda-Olson-Fleming-Dutra-508.pdf>

[34] Pfizer Worldwide Safety. Annotated book for study design. Exclusion number 2.h, 11. p 33. https://phmpt.org/wp-content/uploads/2022/04/125742_S1_M5_5351_c4591001-fa-interim-sample-crf.pdf

[35] American College of Obstetrics and Gynecology. COVID-19 vaccination considerations for obstetric-gynecologic care. Dec 2020. <https://www.acog.org/clinical/clinical-guidance/practice-advisory/articles/2020/12/covid-19-vaccinations-considerations-for-obstetric-gynecologic-care>

[36] C Bowman, M Bouressam, et al. Lack of effects on female fertility and prenatal and postnatal offspring development in rats with BNT162b2, a mRNA-based COVID-19 vaccine. Aug 2021. Reprod Toxicol. <https://pubmed.ncbi.nlm.nih.gov/34058573/>

[37] Pfizer Worldwide Safety, Table 6, p 12. <https://phmpt.org/wp-content/uploads/2021/11/5.3.6-postmarketing-experience.pdf>

[38] A. Kelly, War Room / Daily Clout. <https://www.amazon.com/DailyClout-Documents-Analysis-Volunteers-Reports-ebook/dp/B0BSK6LV5D/>

[39] A Schadlich, S Hoffman, et al. Accumulation of nanocarriers in the ovary: A neglected toxicity risk? May 30 2012. J Contr Release. 160 (1), PP 105-112. <https://www.sciencedirect.com/science/article/abs/pii/S0168365912000892?>

[40] M Ajdary, F Keyhanfar, et al. Potential toxicity of nanoparticles on the reproductive system animal models: A review. Nov 2021. J Reprod Immun. 148. 103384. <https://www.sciencedirect.com/science/article/abs/pii/S0165037821001145>

[41] F Luongo, F Dragoni, et al. SARS-CoV-2 infection of human ovarian cells: A potential negative impact on female fertility. Apr 23 2022. Cell. <https://www.ncbi.nlm.nih.gov/pmc/articles/PMC9105548/pdf/cells-11-01431.pdf>

[42] Health.mil. Defense Medical Epidemiology Database (DMED). <https://health.mil/Military-Health-Topics/Health-Readiness/AFHSD/Data-Management-and-Technical-Support/Defense-Medical-Epidemiology-Database>

[43] A. Kelly, War Room / Daily Clout p 91.. <https://www.amazon.com/DailyClout-Documents-Analysis-Volunteers-Reports-ebook/dp/B0BSK6LV5D/>

Thanks for reading The Defeat Of COVID!
Subscribe for free to receive new posts and
support my work.

<input type="text"/>	Subscribe
----------------------	-----------

37 Comments



Write a comment...



Mark Much Feb 16

Vernon Coleman, Alex Jones and Mike Adams expected this long before anyone was jabbed. They know what Gates is up to.

♡ LIKE (13) 💬 REPLY ⋮

4 replies



CuiBono? Feb 16

They told men in the trials not to have unprotected sex (to prevent passage of shot products to their partner) but did the millions of men lining up for these shots at pharmacies, campuses, pop-up clinics, locations here there and everywhere receive the same instructions?

Great job, Dr Huber, thank you so much for what you do 🙏❤

♡ LIKE (10) 💬 REPLY ⋮

1 reply

35 more comments...