

Exhibit 388

75 autopsies of people who died in connection
with COVID-19 vaccination

Prof. Dr. Arne Burkhardt (Germany)

5-3-23

EU Parliament

Slide Presentation

<https://en.rattibha.com/thread/1654204667851595777>



Dr John B.

@DrJohnB2

11 Tweets • 2023-05-04 • [See on Twitter](#)

rattibha.com

(1/11)

Important presentation by pathologist Prof. Dr. Arne Burkhardt (Germany) yesterday (3 May 2023) in the EU Parliament at the International COVID Summit III on his discoveries in 75 autopsies of people who died in connection with COVID-19 vaccination.

Summary of his slides:

Spike-associated destruction of vital non-renewable tissue in COVID-19 -“Vax-victims”
-heartmucle, brain cells, elastic fibers-

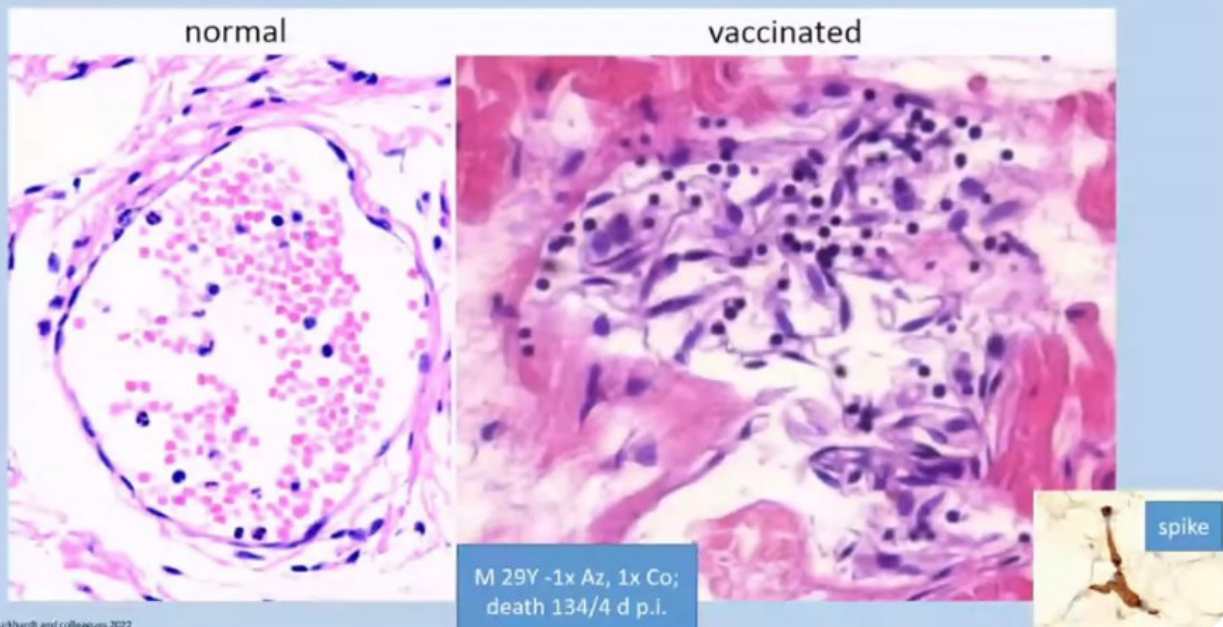


Arne Burkhardt, Professor Dr.med.
Pathologie Labor Reutlingen
Reutlingen Germany
patho-reutlingen@protonmail.com

(2/11)

- In 77% of the autopsies, the findings indicate that «vaccination had an important impact on the death process»
- «... all organs are affected»
- «... the spike protein is in practically in all organs, mainly in the vessels»
- Image of vessel damage:

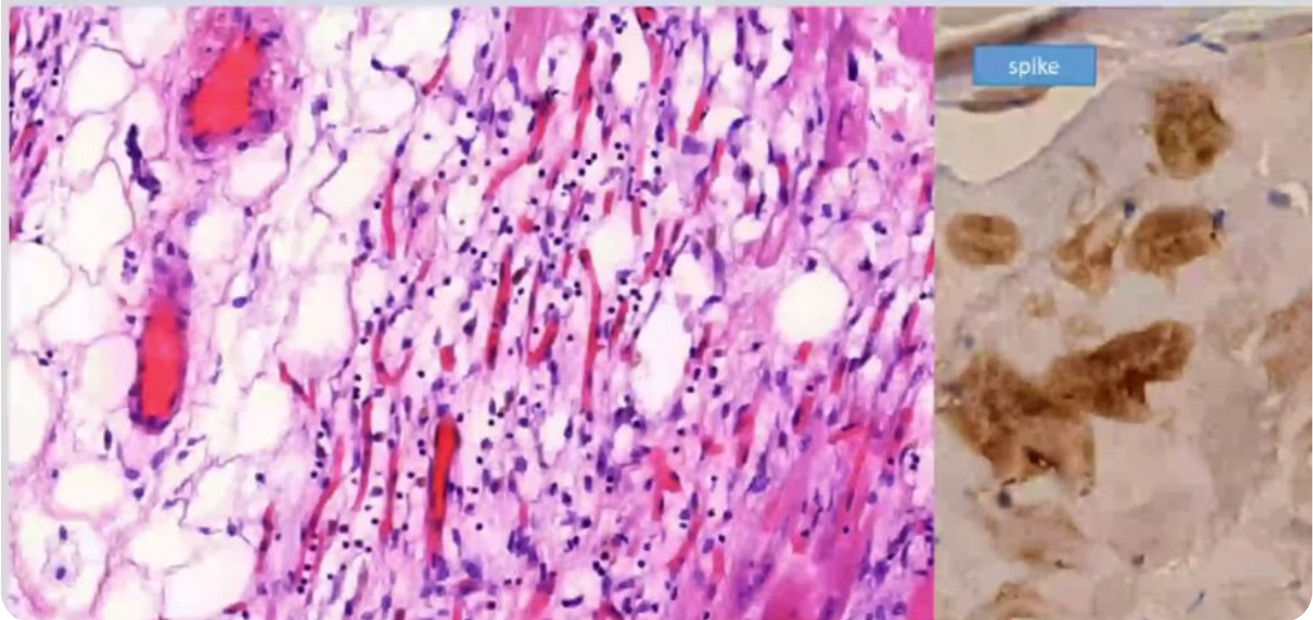
Endothelial stripping and destruction in a cardiac venule after vaccination



(3/11)

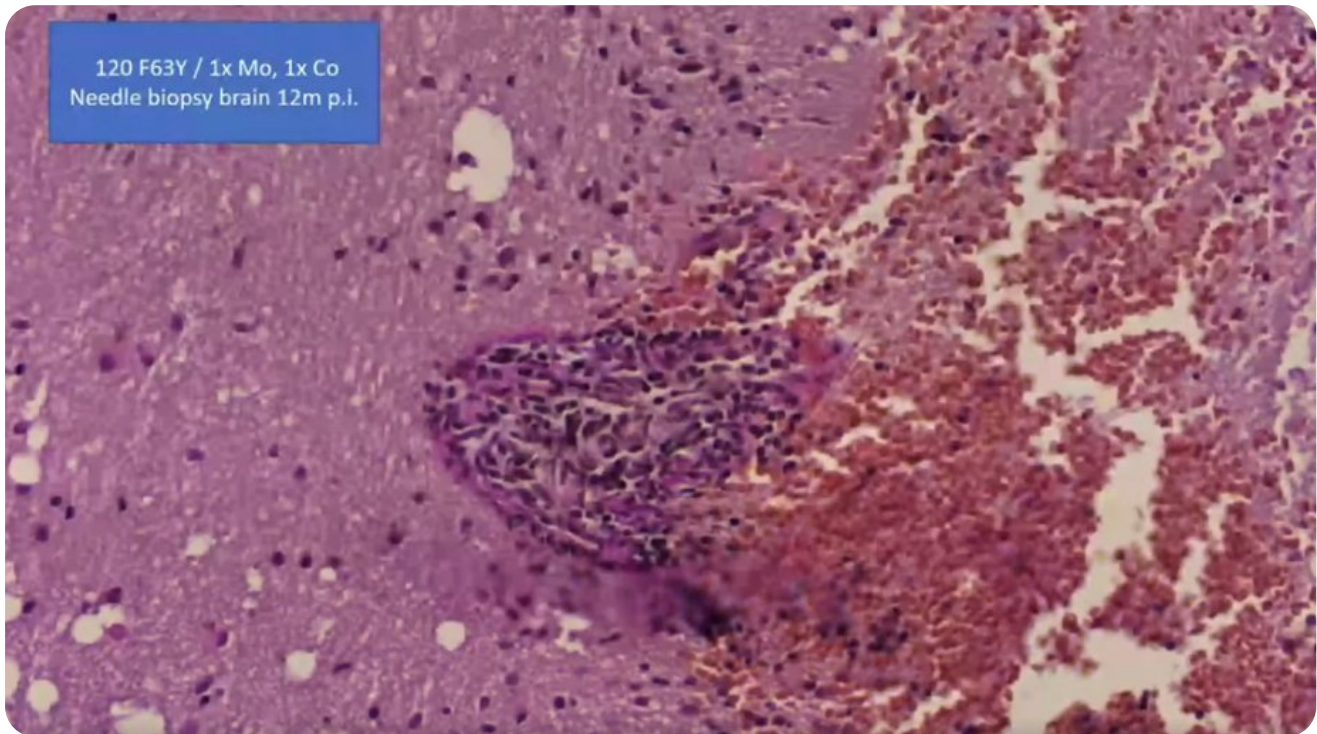
- Heart tissue with desintegrated musscle fibers and lymphocytic infiltration
- Detection of spike protein in the heart tissue

Heart muscle infiltrated with lymphocytes, in advanced stage of disintegration of muscle fibers (F 54Y 2x Comirnaty)




(4/11)

- Needle biopsy of brain tissue
- Damaged vessel with dense infiltration of lymphocyte and bleeding in the surrounding area



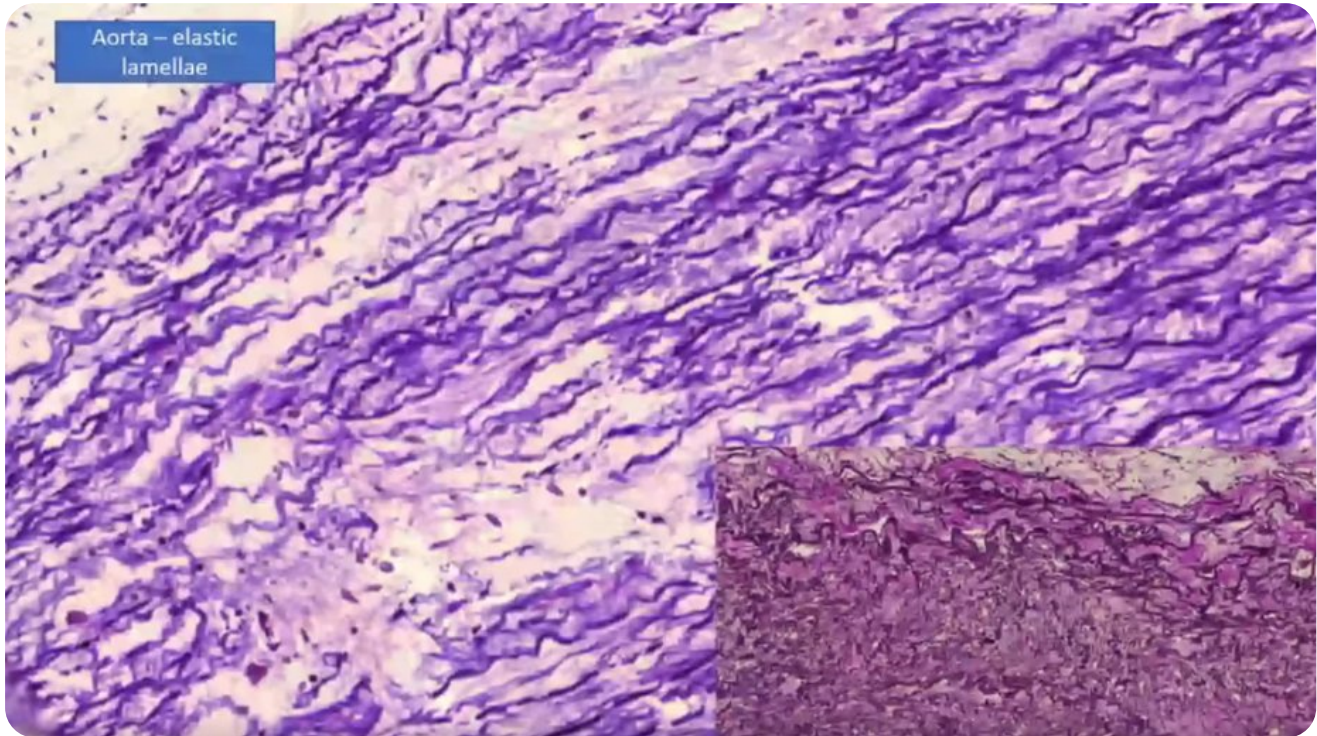
(5/11)

- Damaged brain tissue
 - Spike protein in nerve cells (left picture above)!
- (The COVID-19 vaccine probably caused an transfection of neurons so that they produced the spike protein and were then attacked by the immune system)



(6/11)

- Damaged elastic fibers (a main component of vessels)
- Defects in the structure of the aorta (main vessel of the body)



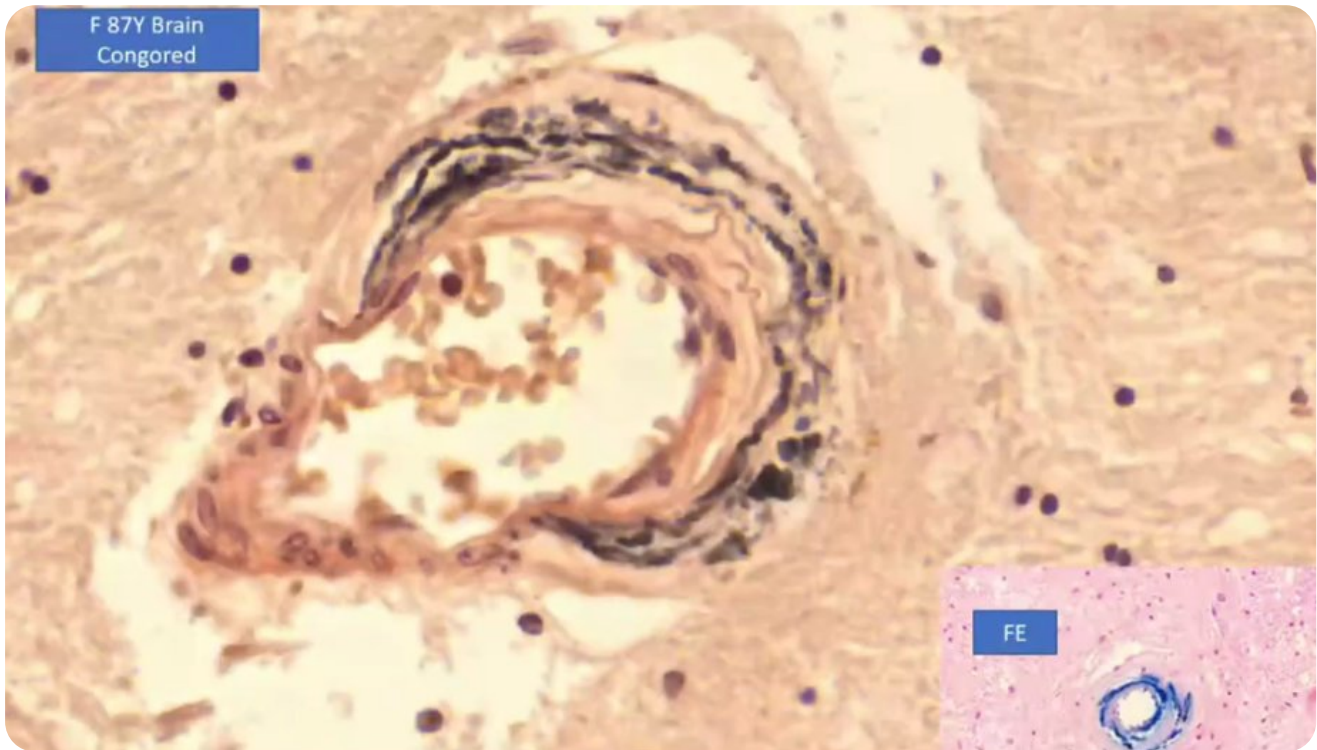
(7/11)

- A specimen of the aorta
- Clear damage can be seen: on the right is a splitting of the tissue layer and a haemorrhage visible
- Person died of rupture of the aorta



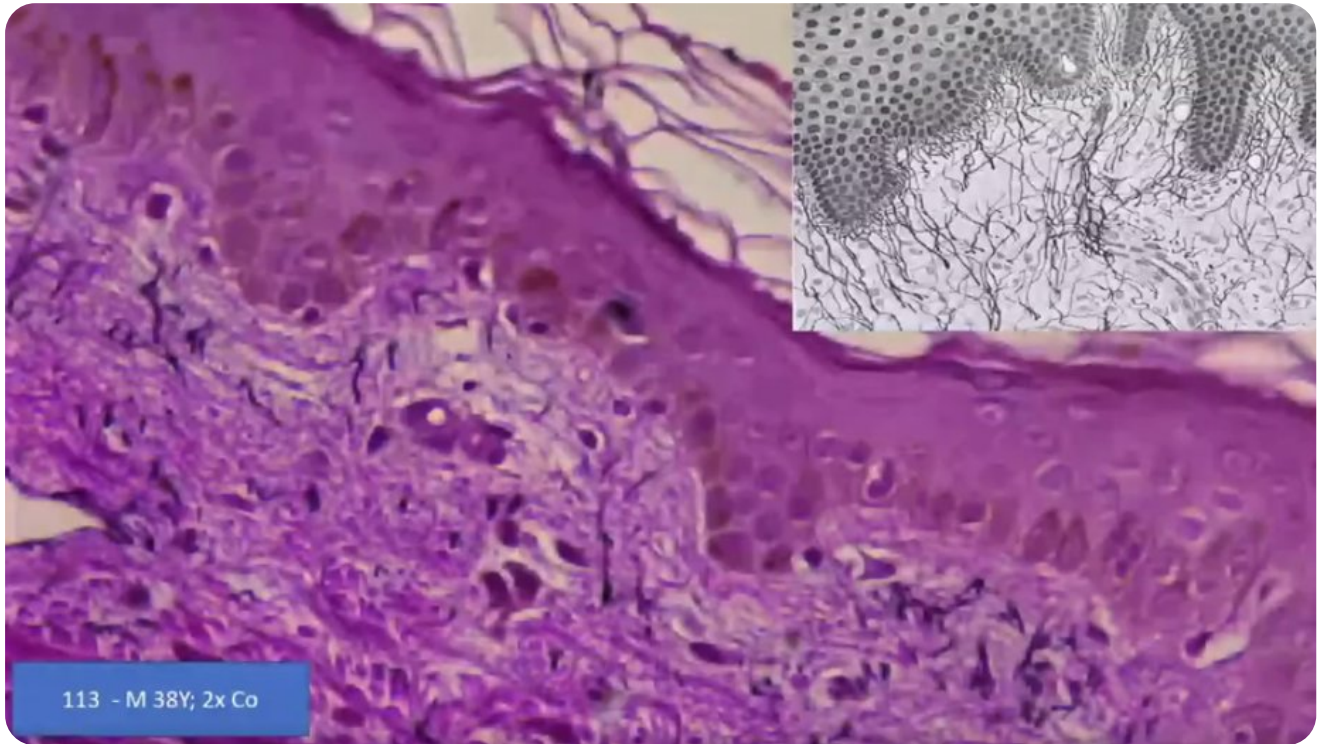
(8/11)

- Damage of the vessels in the brain
- Fragmented elastic lamella
- Microaneurysm



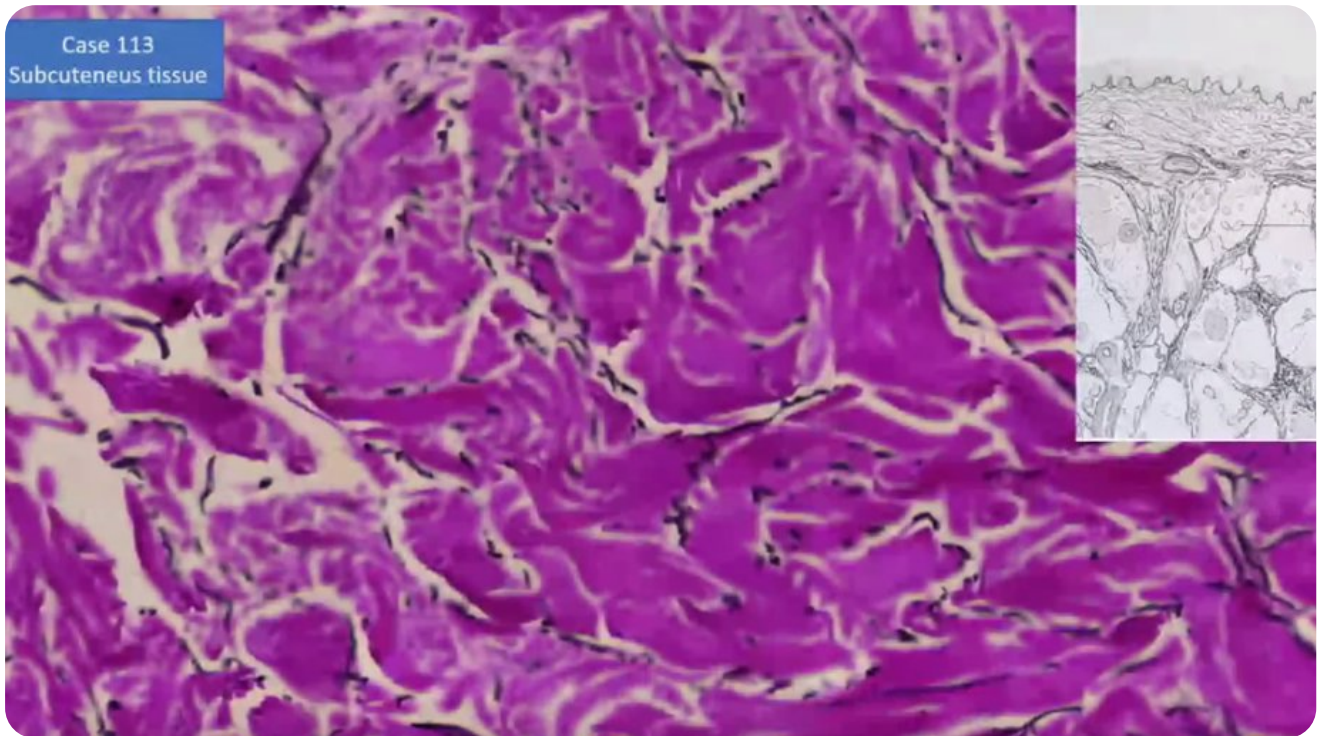
(9/11)

- Damaged elastic fibers in the skin (causes skin aging -> premature aging)
- These elastic fibers were «dramatically reduced»
- Right figure above: healthy elastic fibers



(10/11)

- Damaged elastic fibers in the subcutaneous tissue



(11/11)

Conclusions:

- The COVID-19 vaccination is associated with damage of heart muscle cells, nerve cells, vessels and elastic lamella
- "... devastating findings for the long-term future"
- "... really alarming"



«I think these are devastating findings for the long-term future.»
«I think this is really alarming.»



Prof. Dr. med. Arne Burkhardt
(3 May 2023, EU Parliament)

These pages were created and arranged by Rattibha services (<https://www.rattibha.com>)

The contents of these pages, including all images, videos, attachments and external links published (collectively referred to as "this publication"), were created at the request of a user (s) from Twitter. Rattibha provides an automated service, without human intervention, to copy the contents of tweets from Twitter and publish them in an article style, and create PDF pages that can be printed and shared, at the request of Twitter user (s). Please note that the views and all contents in this

publication are those of the author and do not necessarily represent the views of Rattibha. Rattibha assumes no responsibility for any damage or breaches of any law resulting from the contents of this publication.