

**SMITHSONIAN
LIBRARIES**

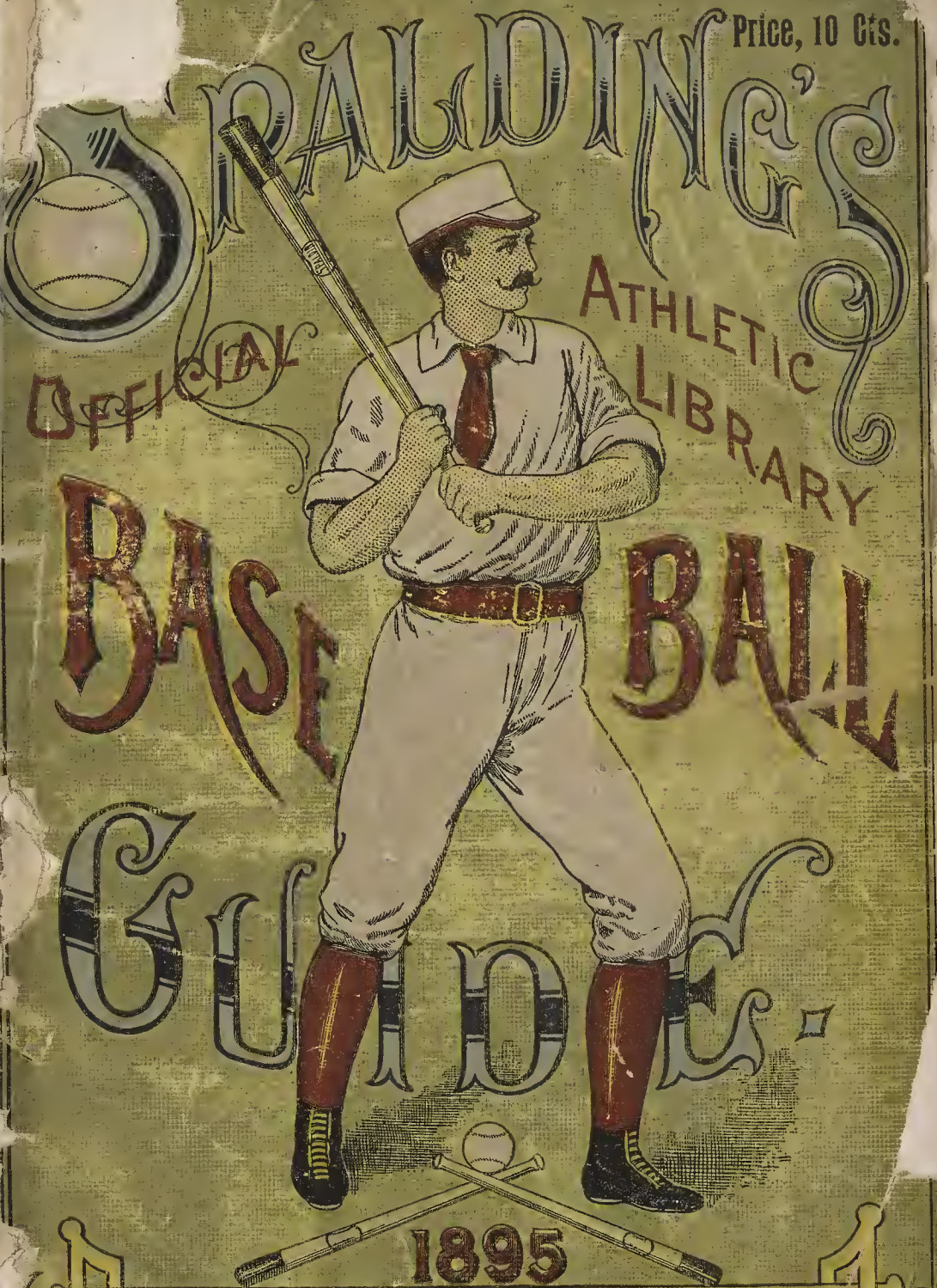


Issued Monthly

MARCH 1895.

\$1.20 per Year


Price, 10 Cts.



1895

PUBLISHED BY
AMERICAN SPORTS PUBLISHING CO.,

241 Broadway, New York City.



Albert G. Spalding.

BASE BALL GUIDE

AND

OFFICIAL LEAGUE BOOK FOR 1895.

A COMPLETE HAND BOOK OF THE NATIONAL GAME
OF BASE BALL,

CONTAINING THE
FULL OFFICIAL LEAGUE RECORDS
FOR 1894,

TOGETHER WITH

THE NEW CODE OF PLAYING RULES AS REVISED BY THE
COMMITTEE OF RULES.

ATTACHED TO WHICH ARE EXPLANATORY NOTES, GIVING A
CORRECT INTERPRETATION OF THE NEW RULES.

A PROMINENT FEATURE OF THE
GUIDE FOR 1895

IS THE NEW CHAMPIONSHIP RECORD ; ADDED TO WHICH ARE
THE COMPLETE PITCHING RECORDS OF 1894 AND
SPECIAL CHAPTERS ON THE BATTING,
FIELDING AND BASE RUNNING

OF 1894,

TOGETHER WITH

INTERESTING RECORDS OF THE MOST NOTEWORTHY CONTESTS, INCIDENTS
AND OCCURRENCES OF THE EVENTFUL SEASON OF 1894, OCCUR-
RING IN THE COLLEGE ARENA AS WELL AS IN
THAT OF THE PROFESSIONAL CLUBS.

EDITED BY

HENRY CHADWICK.

PUBLISHED BY

AMERICAN SPORTS PUBLISHING COMPANY,
241 Broadway, New York City.

Entered according to Act of Congress, in the year 1895, by American Sports
Publishing Company, in the office of the Librarian of Congress at Washington.

PUBLISHERS' NOTICE.

The official handbook of America's national game—SPALDING'S BASE BALL GUIDE—which was first issued in 1876, has grown in size, importance and popular favor year by year, until it has become the great standard statistical and reference annual of the game throughout the base ball world; and it is now recognized as the established base ball manual of the entire professional fraternity, as well as the authorized *Guide Book* of the great National League, which is the controlling government organization of the professional clubs of the United States.

The *Guide of 1895* not only records the doings of the clubs of the National League for the past season, with official statistics, but it gives space to the championship campaign of 1894, not only of the Minor Professional Leagues of the country, but also of those of the College clubs and of the leading organizations of the amateur class—the majority class of the entire base ball world—and in this respect the *Guide* has no equal, the book of 1895 being exceptionally full of the most interesting chapters of the leading events of the diamond field of the past year, and for the first time contains many fine halftone illustrations of all the leading clubs and players, making the largest and most complete *Guide* ever issued.

Copies of the *Guide* will be mailed to any address upon receipt of twelve cents each. Trade orders supplied through the News Companies, or direct from the Publishers,

American Sports Publishing Company,

241 Broadway, New York

The *Guide*, as hitherto, is issued under the entire editorial control of a veteran writer on sports, Mr. Henry Chadwick, popularly known as "Father of Base Ball."

The great size of the *Guide* precludes the possibility of including the general record of the League campaign, as also other records of League legislation etc., and these will be found in the "Official League Book," which contains only official League matter, as furnished by Secretary Young, including the League Constitution in full.

PREFACE.

SPALDING'S BASE BALL GUIDE for 1895 is the twentieth annual edition of the work issued under the auspices of the National League. It is also the fifteenth annual edition published under the editorship of Mr. Henry Chadwick, he having first entered upon his editorial duties on the GUIDE in 1881. Moreover, it is the fourth annual edition issued under the government of the existing major League, which League was the result of the reconstruction measures adopted during the winter of 1891-92; and this latest issue of SPALDING'S LEAGUE GUIDE, in every respect, if not in all, surpasses all of its predecessors. Its features are presented in its pages this year which are of special interest; the most noteworthy being the new record of a game played in the League championship series—won, and drawn—from April 19 to September 30, 1894, inclusive; the names of the opposing pitchers in each game; being a record never before published in any base ball manual, this is making the GUIDE of 1895 a model book of reference for the whole base ball fraternity. Added to this are not only the statistics of the League season of 1894, but also special articles on the latest scientific points of play developed in the professional arena; together with editorial comments on the leading events of the past season—now regarded as one of the most interesting features of the book—and the scores of the model games of 1894, etc. A new chapter is "The Reference Guide," devoted to statistics valuable as references. In addition to which is the new code of rules which went into effect in April, 1895, and the editorial explanatory appendix, revised by President Young of the League; the whole making the GUIDE the model base ball manual of the period, the book being of special value, alike to the amateur class of the base ball fraternity, as to the class of professional exemplars of the game.

AMERICAN SPORTS PUBLISHING COMPANY,
241 BROADWAY, NEW YORK CITY.

WASHINGTON, D. C., March, 1895.

By authority vested in me, I do hereby certify that Messrs. G. Spalding & Bros. have been granted the *exclusive* right to publish the "OFFICIAL LEAGUE BOOK" for 1895.

N. E. YOUNG,

Secretary of the National League and American Association of Professional Base Ball Clubs.

INTRODUCTION.

The decade of the nineties in League history bids fair to surpass, in exciting events, that of every preceding series of years known in the annals of professional base ball. The decade in question began with the players' revolt in 1890 and was followed up by the secession of the old American Association, a fatal movement, which ended in the death of that organization in the winter of 1891-92; the reorganization of the National League resulting in the absorption of the best half of the old Association clubs and the beginning of the experiment of governing the whole professional fraternity by one *major League* instead of by a dual government as before; this one powerful League being itself controlled by the laws of the "*National Agreement.*" The cost of the amalgamation of the four American Association clubs with the National League, together with the financial losses incurred by the revolutionary period of 1890 and 1891—losses, by the way, which the players did not participate in, the clubs alone being the sufferers—left a heavy burden of debt to handicap the reconstructed National League in its efforts to recover the public confidence in professional ball playing lost by the malcontents of 1890 and 1891. But, nevertheless, the seasons of 1892 and 1893 saw the heavy indebtedness removed from the League's shoulders; and in 1894 the flourishing financial times of 1888 and 1889 were, in a measure, renewed, and for the first time since the Brotherhood revolt of 1890, the professional base ball business in 1894 became a paying investment.

It will scarcely be believed that, in the face of the financial losses incurred during the revolutionary period of 1890 and 1891, that the closing part of the season of 1894 saw another attempt made to renew the troubles of 1891, by an effort made to resuscitate the defunct American Association under the banner of "*Death to the League's reserve rule,*" together with that of a joint attempt made to revive the old Brotherhood plan of rival League clubs in the larger base ball cities of the Union. This revolutionary effort, made by one of the promoters of the revolt of 1890, aided by two dismissed managers and a disgruntled star player itching for notoriety at any cost, led the magnates of the National League to adopt repressive measures

calculated to put an end to any future revolutionary efforts of the kind, by severely punishing any League club manager or player who should prove recreant in fealty to the laws of the National Agreement, or who should join in any attempt to organize any base ball association opposed to the reserve rule, which rule over ten years' experience had proved to be the fundamental law and corner-stone of the professional base ball business. Without such a repressive law it was evident that the League would be subject to periodical attempts on the part of unscrupulous managers or players to war upon the reserve rule for blackmail purposes. The necessity for some such law was made evident by the recent efforts made to organize a new American Association on the basis of not only warring upon the reserve rule but of trespassing on the territorial rights of existing League clubs.

The League Manifesto of 1894.

The finale to the annual meeting of 1894 was the issuing of a manifesto by the National League, which was called forth by an effort at treachery in the League ranks which required prompt action for its repression. This manifesto was issued without regard to efforts to organize a new American Association, any opposition of the kind to the National Agreement clubs, with the major League at its head, being looked upon as futile, owing to the character of the men alleged to be at the head of the movement; the main incentive of the League magnates being to publicly announce what the penalty of treachery to National Agreement interests would be in the future. The manifesto in question was the work of a special committee appointed by the National League at its annual meeting in November, 1894, which consisted of Messrs. Chas. H. Byrne, H. R. Von der Horst, James A. Hart and John T. Brush.

The following is the statement drawn up by the committee, and referred to the National Board for adoption :

TO THE NATIONAL BOARD OF PROFESSIONAL BASE BALL ASSOCIATIONS :

From the year 1876, when base ball was established in this country on a substantial and responsible basis by the disbandment of the so-called National Association of Professional Base Ball Clubs and the organization of the National League of Professional Base Ball Clubs, down to the present time, the duty has been imposed upon some body or organization to uphold and enforce the objects for which base ball was established, to wit

First—To perpetuate base ball as the national game of the United States, and to surround it with such safeguards as to warrant for the future absolute public confidence in its integrity and methods.

Second—To protect and promote the mutual interests of professional base ball clubs and professional base ball players.

The National League formed in 1876 found a difficult task before it in

undertaking to carry out the objects above referred to. Interest in base ball was at low ebb. Gamblers were in possession. The game was without discipline, organization or legitimate control. The sport was conducted with dishonest methods and for dishonest purposes, and had neither the respect nor confidence of the press or public. Heroic methods were absolutely necessary. At a meeting of the National League, held in Cleveland December 5, 1877, the League directors unanimously ratified the action of the Louisville club in expelling from the professional ranks James A. Devlin, W. H. Craver, A. H. Nichols and G. W. Hall "for conduct in contravention of the object of the League."

These men had been charged with and convicted of wilfully selling a game of base ball. At first the action of the League in taking such an extreme course was strongly denounced. The League, however, foresaw that any condonation of fraud or crookedness meant death to the national game and remained firm in its position. Public opinion soon turned, and to-day it is universally conceded that the course then taken did more to establish the honesty and integrity of base ball than any action taken or legislation since enacted. From that day to this no charge of crookedness or dishonesty has been made against a professional ball player. Repeated attempts have been made to reinstate these men or those of them now living, but their expulsion was final and irrevocable.

That the League was earnest in its efforts to purify the game was further demonstrated by its action taken at a special meeting held at the Russell House, Detroit, Mich., on June 24, 1882, when Richard Higham, a League umpire, was, upon charges preferred by the Detroit club, expelled for "crooked" work as an umpire. From that day to this no such charge has ever been made against an official umpire. The rapid increase in the compensation of ball players soon opened up another avenue of trouble for the League, which needed and received prompt attention. This was flagrant and open dissipation in the ranks at home and abroad. While this was confined comparatively to a few men, the innocent suffered largely from it, and the National League was brought into disrepute. Heroic measures were again adopted, and several players were indefinitely suspended, with excellent effect. It is safe to say that to-day there is less dissipation and drunkenness in the ranks of professional ball players in proportion to their number than in any other organized or unorganized body in this country identified with outdoor sports.

The success achieved by the National League in its efforts to develop base ball as the national game became apparent in its rapid growth in popular favor, and the establishment of clubs and associations throughout the various States. It became evident soon that something must be done to foster and protect the rights and interests of these various bodies, and "that there was a recognized need of some central power in base ball to govern all associations, by an equitable code of general laws, to put the game on a prosperous and lasting basis."

To accomplish this purpose a meeting was held in the Fifth Avenue Hotel, New York, February 17, 1883, at which delegates were present representing the National League, the American Association and the Northwestern League. At that meeting the so-called Tripartite Agreement was drawn up and agreed to, which substantially was an offensive and defensive alliance, embodying a mutual respect of all contracts and other obligations, and all rights of the parties to the agreement to territorial rights, players under contract or held under reserve.

The adoption of this tripartite agreement opened a new era in base ball, and it was so readily recognized as being a step in the line of progress that when the committee which drew up the agreement was called together in New York city in October, 1883, they decided to call the instrument they had framed the National Agreement of Professional Base Ball Clubs, the purpose being to open the door to all clubs, leagues and associations desiring to live under the conditions, rules and regulations of the agreement. Immediately several leagues and associations applied for the protection assured them, and

readily pledged themselves to abide by the requirements designated in the agreement.

The action of the committee in framing the new national agreement was subsequently ratified by the signatures of the Presidents of the parties thereto, viz.:

The National League of Professional Base Ball Clubs, A. G. Mills, President, November 22, 1883.

The American Association of Base Ball Clubs, H. D. McKnight, President, December 13, 1883.

The Northwestern League of Professional Base Ball Clubs, Elias Mather, President, January 10, 1884.

The Eastern League of Professional Base Ball Clubs, William C. Sedden, President, February 19, 1884.

The fundamental principle of the national agreement as originally drawn, and which is now in operation, is a respect for territorial rights. This, in fact, is the corner stone of the structure.

It contemplates and provides for the organization of cities into leagues or associations, with one club, and one only, in each city, and a contest between the respective cities for championship honors. The interest which base ball arouses in any city is based absolutely on local pride. The essence of value to a championship is entirely to the city to which the victorious club belongs.

Experience has demonstrated that whenever and wherever territorial rights have been invaded and rival clubs established, the element of local pride is absent and interest in both destroyed. It is this which makes a respect for territorial rights a principle which we must uphold.

It is true, nevertheless, and we so declare that we will gladly welcome and shall encourage the formation of leagues and associations who desire to operate under the national agreement, and consent to abide by the fundamental principles of that document.

Reference has been made above to the difficulties and the obstacles which at times have presented themselves and which have been by severe but just methods removed.

To-day the future of base ball is confronted by a new condition, a condition which in every particular is as harmful and in many respects far more dangerous than open dishonesty or flagrant dissipation. That is, treachery within the lines. To-day, and for months past we have had men identified with professional base ball who for years have been the beneficiaries of the game, have received liberal compensation for the work they have done, earned their livelihood entirely and absolutely from the opportunities afforded them by clubs and organizations operating under the national agreement, and we find and now know that these men, during this time, have persistently been identifying themselves with schemes and combinations the objects and sole purposes of which are to weaken and perhaps destroy the splendid fabric of our national game, which it has taken years of effort, anxiety and large outlay of capital to construct.

To-day we have the confidence of the public and the press of the country in the methods and the integrity of base ball in larger measure than at any prior period in the history of our national game. It devolves upon us to continue to deserve and retain this confidence. We must endeavor to do it.

The interests of clubs and professional ball players are identical. One cannot succeed without the other. Success means mutual benefit. The moment any suspicion attaches to base ball, public confidence lost or even chilled, the occupation of the ball player is gone. We must all stand or fall together. There is no middle ground. We stand by the fundamental law, our national agreement, which guarantees protection to players as well as to clubs, or we destroy it. One road leads to the perpetuation of the national game, the other to its decline. There should be no place, no standing room in base ball for any anarchistic element which never aids in building up but is ever ready to destroy.

The time has come when some action should be taken to place this element without the pale of our ranks.

The National Board, operating under the national agreement, was created to protect and guard the interests of all players, clubs and associations identified with the agreement. Any attempt to encroach upon that, to nullify or affect any of its provisions, is of direct and material concern to all alike.

The obligations of contracts, the right of reserve, and the territorial rights of clubs, associations and leagues must be upheld, and shall be, at any cost.

It is a matter of public rumor and is also a fact which has come to our knowledge that men identified with clubs, members of the national agreement, have been co-operating in the formation of clubs or organizations whose purpose is to conflict with the national agreement. In view of this knowledge, the National League and American Association of Professional Clubs in convention assembled respectfully suggests to and requests the National Board to declare A. C. Buckenberger, William Barnie and Fred Pfeffer ineligible to be employed either as manager or player or in any capacity whatever, by any club or organization operating under the national agreement, and they be forthwith suspended. Such suspension to remain in force until such time as they or either of them can satisfy the National Board that they have in no way been engaged directly or indirectly in the organization of any club, league or association formed or to be formed in conflict with the principles of the national agreement. And in the event of their failure to relieve themselves from this suspension within such time as your Board may direct, they shall be expelled and forever debarred from any connection with clubs or organizations identified with the National Agreement of Professional Base Ball Clubs.

We furthermore request that your Board take like action in the case of any player, manager, umpire or club official who in the future identifies himself with a similar movement.

C. H. BYRNE,
J. T. BRUSH,
JAMES A. HART,
H. R. VON DER HORST,
N. E. YOUNG.

The above address was submitted to the National League at its annual meeting, fully discussed and unanimously adopted.

Appended is the decision of the National Board :

TO ALL NATIONAL AGREEMENT CLUBS, LEAGUES AND ASSOCIATIONS :

At a meeting of the National Board of Professional Base Ball Clubs, held in New York city November 16, 1894, a communication was received from the National League and American Association of Professional Base Ball Clubs, in convention assembled, requesting this Board to take action in the case of certain individuals heretofore identified with clubs operating under the national agreement who have been charged with treachery to their employers and the organizations with which they have been identified. The request, so presented, was supplemented by an appeal from the executive officers of the Eastern League of Base Ball Clubs and the Western League of Base Ball Clubs to take such action as was proper to protect said leagues in the rights assured them under the national agreement.

After mature consideration, and governed absolutely by a desire to comply with the letter and spirit of the requests made to this Board, and having reasonable and substantial evidence upon which to base our action.

This Board has decided to announce, and it does declare that A. C. Buckenberger, William Barnie and Fred Pfeffer are ineligible to be employed either as manager, player or in any other capacity by any club or organization identified with the national agreement, and said persons are hereby declared suspended.

This Board further declares that such suspension shall remain in force up to and including December 31, 1894, and in the event of the failure of the above named persons, or either of them, on or before the above named date, to show to this Board that he or they have been in no manner, directly or in-

directly, engaged in any attempt to promote the organization of clubs, leagues or associations antagonistic to the national agreement, they shall be expelled and forever debarred from any connection with clubs or organized bodies operating under the national agreement.

N. E. YOUNG,
A. H. SODEN,
C. H. BYRNE.

The foregoing action was partially caused by the following communication :

NEW YORK, November 15, 1894.

TO THE NATIONAL LEAGUE AND AMERICAN ASSOCIATION OF PROFESSIONAL
BASE BALL CLUBS.

Gentlemen : We the representatives of the undersigned leagues, operating under the National Agreement of Professional Base Ball Clubs, respectfully submit the following : Your body is the recognized major base ball organization of the country, and have sole right to elect the National Board and control all bodies identified with the agreement.

It has been made known to us, and we have good and substantial reasons for believing that such knowledge is correct, that a new organization of base ball clubs is contemplated, which, of necessity, must operate without the pale of the national agreement. It appears also that it is the purpose of the new association, if it materializes, to attempt to take from our respective organizations and clubs players now held by us under the right of reservation accorded us by the national agreement. We therefore request that you, as a body, take some action to protect us, so far as possible, against all outside organizations. We trust you will give this immediate attention, and we await your action.

Respectfully,

B. B. JOHNSON, Sec. Western League, P. B. B. C.
P. T. POWERS, Pres. Eastern League.

The Base Ball Season of 1894.

To professional base ball, as governed by the existing National League, is mainly due the great popularity our national game has achieved within the past twenty years. Of course the amateur class of the fraternity greatly outnumber the professionals ; but the game could never have reached its present point of excellence in field work but for the time and attention the professional clubs were enabled to devote to its thorough development from the year of Harry Wright's famous "Red Stocking" nine of Cincinnati, in 1869, to the existing period of model professional ball playing. In the first place, the amateur clubs could never have given the game the time and labor required for its evolution which the professional clubs were enabled to do ; and, moreover, not one club in a thousand could have spared the money required to fit up and keep in serviceable condition such finely equipped ball grounds as those now owned by the leading professional clubs of the National League. To these facts, too, are to be added the statement that to the National League's government of the professional class of the fraternity is due the lasting credit of sustaining the integrity of play in the game up to the highest standard ; so much so, indeed, that it has reached the point of surpassing, in this most important

respect, every other sport in vogue in which professional exemplars are employed. Take it for all in all, no season since the inauguration of the National League in 1876, has approached that of 1894 in the number of clubs which took part in the season's games, both in the amateur as well as the professional arena; and certainly no previous season ever saw the professional clubs of the country so well patronized as they were in 1894. Moreover, it was the most brilliant and successful season in every respect known in the annals of the college clubs of the country. In fact, there was but one drawback to the creditable success of the entire championship campaigns of 1894, and that was the unwonted degree of "hoodlumism" which disgraced the season in the professional arena, and this, we regret to say, was painfully conspicuous among the players of the National League clubs, this organization having been noted, prior to its absorption of the old American Association element in its ranks in 1892, for the reputable character of its annual struggles for championship honors. One result of the rowdy ball playing indulged in by a minority of each club team in the League was a decided falling off in the attendance of the best class of patrons of the professional clubs.

Much of the "*Hoodlumism*"—a technical term applicable to the use of *blackguard language*; *low cunning tricks*, unworthy of manly players; *brutal assaults* on umpire and players; that nuisance of our ball fields, "kicking," and the dishonorable methods comprised in the term "*dirty ball playing*"—indulged in in 1894 was largely due to the advocacy of the method of the so-called "*aggressive policy*," which countenanced rowdy ball playing as part and parcel of the work in winning games. The most energetic, lively and exciting method of playing a game of ball can mark a professional club contest without its being disgraced by a single act of rowdyism—such as that of spiking or wilfully colliding with a base runner; bellowing like a wild bull at the pitcher, as in the so-called *coaching* of 1893 and 1894; or that of "kicking" against the decisions of the umpire to hide faulty captaincy or blundering fielding. Nothing of this "hoodlumism" marked the play of the four-time winners of the League pennant from 1872 to 1875, inclusive, viz., the old, gentlemanly Boston Red Stockings of the early seventies, under the leadership of that most competent of all managers, Harry Wright. Yet, despite of this old time fact, if club managers do not adopt the rough's method of playing the game, as illustrated in the League arena in 1894, advocated by the class of newspaper managers of local clubs, the scribes in question go for the local team officials for not having a team with "plenty of ginger" in their work and for their not being governed by "a hustling

manager." Is it any wonder, under such circumstances, that the League season of 1894 was characterized by "hoodlumism?"

But little advance was made in the way of effective team management in the League in 1894. About a third of the twelve teams of the League only were controlled by competent team managers, while at least another third were wretchedly managed, and the other third were not above the average in management. Two of the old drawbacks to the successful running of teams by professional clubs conspicuous in 1892 and 1893 marked the team management of 1894, viz., the employment of drinking players and the condoning of their costly offenses, and the interference of club presidents and directors in the work of the regular manager of the club team. There is a class of club officials in the League who, for the life of them, cannot keep from interfering with the club's legitimate manager in his running of the team. Some of them have the cool effrontery of stating that "the manager of our team is never interfered with in any way." One costly result of this club official interference is, that needed discipline of the players is out of the question, and in its absence cliquism in the ranks of the team sets in—one set of players siding with the manager, and another with the real "boss of the team," with the costly penalty of discord in the ranks. It is all nonsense for a club to place a manager in the position with a merely nominal control of the players and then to hold him responsible for the non-success of the team in winning games. Under such a condition of things, the club manager might sign a team of costly star players and yet find himself surpassed in the pennant race by a rival manager, who, with *entire control of his team*, and that team composed of so-called "second-class players" or ambitious "colts," working in thorough harmony together, and "playing for the side" all the time and not for a record, as so many of the star players do, would deservedly carry off the season's honors.

Since the reconstructed National League began its new life, blundering management of teams has characterized the running of a majority of its twelve clubs, and it will continue to do so while the system of engaging players for their records merely and not for their ability in doing team work and in playing harmoniously together, is continued. Especially, too, is the plan of engaging players whose daily habits of life are at war with their ability to do first-class work in the field. Year after year are drinking offenses condoned by the club officials who run the club, and old time drunkards re-engaged for the coming season, while steady, sober players are left out in the cold. Besides this blunder, there is that of engaging half worn out stars in the place of rising young players ambitious of dis-

tinguishing themselves in the League arena. This mistake in team management was as conspicuous in 1894 as it was in 1893.

A feature of the professional base ball season of 1894 was the almost phenomenal success of the clubs—alike of the minor leagues as of the great major league itself—in battling against the serious drawback of the “hard times” of the year, which prevailed throughout the entire season. Experience shows that in the sports in vogue which have innate attractions for public patronage in times of great financial difficulties in the commercial centres of the union, the national game stands conspicuous; and the past season in this respect presented a most notable record, no such crowds of spectators ever having been seen at the leading contests of the season as in 1894.

Another feature of the past season was the interest taken in the college club contests of the spring and early summer campaign, the leading club teams giving a superior exhibition of team work play in the field to that of 1893. In fact, the national game flourished as a whole throughout the entire country in 1894 as it never had done before in the history of the game.

The League Championship Campaign of 1894.

The struggle for the League's championship pennant in 1894 was the most noteworthy one on record in one particular respect, and that was in the exciting struggle by the three leaders of the first division for the championship, which struggle began on June 20th with the Baltimores first and Boston second, and was continued on that line until New York became one of the trio on July 5th, after which date these three clubs occupied the position of first three in the race to the finish, the other nine clubs not being “in it” after July 5th. In all other respects the race for the pennant of 1894 was far from being up to the standard that should characterize the League's championship season, no less than three of the minor league pennant races being more evenly contested than was that of the great major league. From the following record of the difference in percentage points each season between the leader and tail ender it will be seen that in no less than seven of the seasons from 1881 to 1894, inclusive, were the pennant races of past seasons superior in this respect to that of 1894, that of 1891 being the smallest in difference of points on record.

Here is the record in question:

YEARS.	POINTS OF DIFFERENCE.	YEARS.	POINTS OF DIFFERENCE.	YEARS.	POINTS OF DIFFERENCE.
1881.....	277	1886.....	493	1890.....	499
1882.....	441	1887.....	333	1891.....	223
1883.....	570	1888.....	303	1892.....	367
1884.....	400	1889.....	328	1893.....	359
1885.....	442			1894.....	418

Judging by the percentage figures of the twelve clubs, recorded at the end of each month's campaign of the season, the race was a one-sided one almost from the start, the Baltimore and Boston clubs being in the leading positions from the very outset of the race, the remaining ten clubs fighting for third place from April 19th to June 20th, when New York took the lead of the other nine, joining Baltimore and Boston in the struggle for the leading position.

A League pennant race—or that of a minor league, for that matter—to be up to the regulation standard, should at least show a difference in percentage figures varying, on the average, not far from 250 points; a model race, in these figures, not exceeding 200 points. But this standard has not been reached in League records for fifteen years, the best being over 223 points. Then, too, comes the record of the occupancy of the several positions of the two divisions, this, to a certain extent, showing the character of the pennant race of the season. In this regard, an evenly contested race should show a weekly change of position in each division, for one thing, and also a change from first division to second division at least once a month. A model race should see the first three positions changed weekly, the first six places at least fortnightly, and the tail end positions once a month at farthest. But what does the figures of the pennant race of the League for 1894 show? Let us glance at the records of the occupancy of the first and second divisions in last year's pennant race. From the 22d of April to the close of the season, the Baltimore and Boston clubs were never out of the ranks of the first division clubs; nor were the Chicago, Washington and Louisville clubs ever out of those of the second division. This alone was a one-sided condition of affairs in the race. From May 1st to July 17th the Philadelphia and Pittsburgh clubs occupied positions in the first division, and the Cleveland club was in the first division from April 22d to June 27th and from July 17th to the finish, while New York was in the same division from June 29th to the close and Brooklyn from August 27th to the end of the season. On the other hand, Chicago, St. Louis and Cincinnati, together with Washington and Louisville, were practically out of the race from May to September.

The April campaign finished with St. Louis, Cleveland and Boston tied for first place in the race, with Philadelphia, Baltimore and Cincinnati following. Boston and Baltimore's occupancy of fourth and fifth places being the lowest each occupied during the entire season's campaign, while Cincinnati's position, tied for that of first in the race on April 20th, was the highest that club reached from April 19th to September

30th; St. Louis, as tied for first place, together with Louisville on April 20th, was the highest these three clubs reached. Baltimore was the first to reach the leading place in the race, that club being first, with the percentage figures of 1.000, on April 24th; St. Louis occupying the lead on April 28th; Cleveland on May 2d, that club occupying the leading place from that date to May 28th, when Pittsburgh jumped into first place for a short time. Boston occupied the lead for the first time on April 26th. The nearest New York got to the leading position was on April 19th, when the club was tied for first place with Boston, St. Louis and Washington. The highest position the "Phillies" reached in the pennant campaign was second place, which they occupied on May 23d. Brooklyn's highest position was reached on June 22d, when that club occupied third place. Chicago's highest was eighth place, and the only clubs which stood in the last ditch were Chicago, up to May 10th; Washington, from May to August 15th, and afterwards Louisville up to the finish of the season.

For the first time in the annals of the League, but one western club occupied a position in the first division as early in the season as July 2d, when the Pittsburgh club stood fourth in the race, following Baltimore, Boston and Brooklyn, being followed by Philadelphia and New York, Cleveland at that date being in the second division. On July 17th Cleveland replaced Brooklyn in the first division, and remained there to the finish of the race. Pittsburgh was driven into the ranks of the second division on August 21st, and failed to get back again. Baltimore had the pennant virtually in hand in August, and New York drove Boston out of the second place on September 6th, the percentage figures of the three leaders on that day showing Baltimore to be in the van with .676, New York .652, and Boston .646; with the "Phillies" fourth, the Brooklyns fifth and the Clevelands sixth, these relative positions not afterwards being changed. Neither were those of the clubs in the second division at that date, except in the case of the Cincinnati and St. Louis clubs, the team under the Boss Manager, Chris Von der Ahe beating the Brush-Comiskey combination team of Cincinnati out the very last day of the race, greatly to the disgust of the Cincinnati cranks.

A great disappointment to the Louisville cranks, whose pet club started the season with a picked team of star players, containing three ex-captains of League teams, in Pfeffer, D. Richardson and Tom Brown—was the sad falling off of that club from the position of being tied for first place with Baltimore and Boston in April, to a permanent place in the last ditch in August, a result which relieved Manager Schmelz considerably,

as up to August 22d Washington had occupied the tail end position in the race from July 9th to August 23d. Similar bad management of a club team had retired Pittsburgh from second position, on June 8th, to seventh place, on July 2d, and it was only through a wise change of managers that the club was able to retain the lead in the second division to the end of the campaign.

An incident of the campaign of 1894 was the disastrous start in the race made by the Chicago club, which occupied the tail end position in the race at the close of the April campaign and remained in the last ditch up to May 11th, after which the club gradually passed the Washington, Louisville, Cincinnati and St. Louis teams, finally occupying eighth position the last of September. The pennant race of 1894, as a whole, was a decided failure as far as an evenly contested race was concerned, the only exception in the way of an exciting struggle for the lead being that between the three leaders from July 5th to September 30th, this being the one redeeming feature of the League championship campaign of 1894.

The Contests for the Pennant in 1894.

Not since 1890 has a new candidate for League championship been successful in winning the pennant, but in 1894 another club was added to the list of League pennant winners, the interest in the annual races, of course, being thereby proportionately increased. In 1876, when the League was organized, Chicago was the first city to win League championship honors, and in 1877 Boston entered the arena of pennant winners. Next came Providence in 1879, after which a whole decade of League seasons passed without a new pennant winner being added to the above two, Detroit winning in 1887 for the first time. Next came New York in 1888, followed by Brooklyn in 1890, and now Baltimore has entered the contest arena of champion clubs, that city winning the honors in 1894. During the intervals of this period of nineteen years of League championship campaigns the Boston and Chicago clubs won the majority of pennant races; Boston carrying off the flag during the seasons of 1877, 1878, 1883, 1891, 1892 and 1893, and Chicago winning in 1876, 1880, 1881, 1882, 1885 and 1886, this latter club being the only one to win the pennant in three successive years, from 1876 to 1890 inclusive, the Bostons not being three-time winners until the seasons of 1891, 1892 and 1893. That club, however, is the only one to win the championship in four successive seasons—outside of the League—since the professional championship was inaugurated in 1871, the Bostons afterwards winning in 1872, 1873, 1874 and 1875. There are now

n the League eight clubs out of the twelve which have yet to win a single pennant race, viz., the Philadelphia and Washington clubs of the Eastern divisions, and all six of the Western clubs. There are also but four clubs now in the League which have never reached higher than second position since the League was organized, viz., Louisville, 1877—that club's earned title to first place having been lost by the crookedness of four of its team of that year—Cincinnati in 1878, Philadelphia in 1887 and Pittsburgh in 1893, while there are two clubs now in the League which have never reached higher than third place, viz., St. Louis in 1876, and Cleveland in 1880 and 1893. The only aspirant for a position in League pennant races higher than fourth place at the close of the season now in the League is the Washington club; so there is plenty of room to win honors in 1895 if only in getting in among the six leaders by October next.

The Three Leading Clubs in the Pennant Race of 1894.

It is about time that the record of the championship campaigns of each year should be divided up, in order that the leading minority of the competing teams may be awarded the additional credit due them for obtaining positions of special distinction during each season; beginning, of course, with the winner of the pennant, and followed by the occupants of *second* and *third* positions with the three other clubs of the first division ranking in due order. By thus extending the list of honorary positions in the race an additional incentive for making extra efforts toward the close of the race is given to each one of the twelve clubs of the League at large. Thus, in the early part of the championship campaign, if two or three clubs find themselves hopelessly contending for the pennant itself, there will still be left over those of the other two honorary places in the race, viz., *second* and *third* positions, to compete for; and failing to achieve success to that extent, there will be one or other of the last three places in the *first division* to strive for. This opens the door to win other creditable places in the season's race to be fought for by the six clubs of the second division, instead of their losing heart in the contest, simply because, by the end of the May or June campaign, they are left without a chance of winning the pennant. It would seem to be, from this view of the case, an object of special interest for the League to award a series of honorary prizes to the players of each team attaining one or other of the three leading positions in the race of each year, in the proportion, we will say, of \$3,000 for the first place, \$2,000

for second and \$1,000 for third. In the future the GUIDE will give special prominence, in its statistical records, to the clubs attaining second and third positions in the race, leaving a less detailed record to the other nine clubs entering the campaign for championship honors, this change beginning with the GUIDE of 1895. We now present first in order the complete record of the Baltimore champions of 1894:

The Campaigns of the Three Leaders and of the First Division Clubs for 1894.

An interesting statistical chapter of the GUIDE of 1895 includes the comparative tables of the three leaders in the pennant race of 1894, viz., those of the Baltimore, New York and Boston clubs, the struggle between these three clubs being a decidedly attractive feature of the past season's championship campaign. The season opened on April 19th, and the close of the first day's play saw the Boston and New York clubs tied for first place, with Baltimore tied with four other clubs for second place, only eight of the twelve clubs playing on that day. By the end of the first month's campaign, on April 30th, Boston had dropped to third position, Baltimore to fifth place and New York down to ninth in the race. On May 31st, the close of the second month's campaign, Baltimore led Boston, being then in third position, and Boston in fourth, New York having pulled up to sixth place. On June 2d Baltimore jumped to first place, with Boston fifth and New York seventh. By June 9th the Bostons had got up to second place, but New York was still in the second division, Baltimore, of course, still leading in the race on that date. At the end of the third month of the season's campaign, on June 30th, Baltimore held the lead, with the percentage of victories of .712, with Boston second, having .667 in percentage figures, while New York had got back into the first division again with the figures of .564. On July 5th the "Giants" had worked up to third place, preceded by Baltimore and Boston, each with the percentage figures respectively of .679, .672 and .593, it being a close fight at this time between Baltimore and Boston, while New York was close behind. From July 5th to the finish these three clubs occupied the three leading positions in the race, the others being virtually "not in it," as far as winning the pennant was concerned. This fact alone made the pennant race of 1894 a very one-sided one, as nearly three months of the season's games remained to be played. At the end of the July campaign the record showed Boston in the van, with the percentage figures of .659, to Baltimore's .618 and New York's .613, Boston having taken the lead from Baltimore on July 24th. It was just about this time that

Boston stock on the racing market was above par, it being fully expected at this time that the best the Baltimores would be likely to accomplish would be to retain second place, while New Yorkers were sanguine at this period of the contest that the "Giants" would soon lead Baltimore. The Boston champions retained first position up to July 30th, while New York tried in vain to push Baltimore out of second place. By the close of the August campaign the Baltimores, by a brilliant rally, had replaced Boston in the lead, the record on August 31st showing Baltimore in the van with the percentage figures of .657, followed by Boston with .645, and New York close to the champions with .639. Now came a grand fight for second place on the part of New York, the Bostons, from this time to the finish failing to make the accustomed final rally which their friends had anticipated. On September 6th New York ousted Boston out of second place, at which date Baltimore led with the percentage figures of .676, followed by New York with .652, Boston's figures being .646; the rest of the clubs in the first division at that time being in the five hundreds only in percentage figures. Boston got down to .632 on September 19th, New York being then credited with .667 and Baltimore "way up" with .692. It was now Baltimore's race and New York was regarded as a fixture for second position, there being a difference in percentage points between Baltimore and Boston of no less than 62 points on September 22d; New York then being behind Baltimore 39 points and ahead of Boston 24 points; in fact, a week before the finish, on September 30th, the positions of the three leaders were fixtures, the only interest left remaining being the struggle between Philadelphia, Brooklyn and Cleveland for fourth place. As before remarked, the chief interest in the September campaign was the expectation on the part of the majority of the patrons of the game that the Bostons would rally towards the finish and that the Baltimores would fall off during the last week or two; instead, however, it was the Boston champions who failed to play up to their old mark, while it was the Baltimores who did the rallying, and in fine style, too, under the leadership of the champion manager of the campaign of 1894.

The New Champions of 1894.

THE BALTIMORE CLUB'S CAREER.

We have the pleasure of greeting a new champion club in the League arena in the GUIDE of 1895, viz., the Baltimore club, and it is therefore a point of interest to give a brief resume of its career from the time it entered the defunct American Association in 1882 to the date of its being taken into the recon-

structed National League in 1892. The Baltimore club's career in the late American Association was one thing; that of its progress since the club was taken into the National League is altogether quite a different matter. From 1882, the year of the organizing of the old American Association, up to the period of its secession from the National Agreement ranks in 1891, the Baltimore club occupied the position of being the occupant of the "last ditch" in the Association's pennant races for no less than four years, viz., in 1882, 1883, 1885 and 1886. In 1884, when twelve clubs were in the Association race of that year, the highest the Baltimore club reached was sixth position. In 1888, 1889 and 1890, the club got no higher than fifth place in the three races of those years; while the nearest it could get to first place during the decade of the eighties was in 1887, when it ended in third place, being led by St. Louis and Cincinnati. During all that period William Barnie was the club's manager. In 1892 he was superseded by Manager Hanlon; and from that date to the close of the past season, the club began to get out of its previous "slough of despond," induced by its repeated failures to win a pennant race.

Here is the club's record while in the American Association, from 1882 to 1890, inclusive, showing the positions occupied in the several pennant races of that period:

YEAR.	POSITION.	NUMBER OF CLUBS IN THE RACE.
1882.....	Sixth (last ditch).....	Six.
1883.....	Eighth ".....	Eight.
1884.....	Sixth.....	Twelve.
1885.....	Eighth (last ditch).....	Eight.
1886.....	Eighth ".....	Eight.
1887.....	Third.....	Eight.
1888.....	Fifth.....	Eight.
1889.....	Fifth.....	Eight.
1890.....	Fifth.....	Eight.

In 1891 the Cincinnati club was ahead of the Baltimores when the former was transferred to Milwaukee, after which the "Reds" broke badly, and the Baltimores were thus enabled to get into third place. The wretched management of the Association during the year was costly in demoralization to every club in the race. Up to the date of the Cincinnati transfer, that club stood with a percentage of .619, to Baltimore's .526. During the season of 1892 the Baltimore club occupied an experimental position in the race of that year, Manager Hanlon not joining the club in 1892 until too late to get a good team together. They began the campaign of 1893 low down in the race record, but they finally pulled up among the six leaders, beating out Brooklyn in the race by 10 games to 2, as well as St. Louis, Louisville and Cleveland; but they were so badly beaten by Boston—2 games to 10—and by Pittsburgh—1 game to 11—that they finished in eighth place only.

That season's experience enabled Manager Hanlon to prepare for 1894 with a better chance of success than he had had since he took the club in hand, and the effect of the improved management was made apparent before the May campaign of 1894 had ended, his team closing that month one among the three leaders. From that position the club was not afterwards removed, the team first heading the Bostons and finally taking the lead in the race, the New Yorks coming in second, ahead of the previous three-time champion club of Boston.

THE BALTIMORE CLUB'S RECORD.

Under the heading of "The Three Leaders in the Race," will be found the record of the monthly campaigns of the Baltimores and the progress made by Hanlon's team from the start to the finish in the race of 1894. We now give the detailed record of the season's campaign of the Baltimores in full.

Here is the record of the club's victories, defeats, games played and drawn, and the percentage of victories made against each individual club, as well as the grand percentage against all of the eleven opposed to the Baltimores:

1894. BALTIMORE vs.	EASTERN CLUBS.						WESTERN CLUBS.						Grand Totals.	
	New York.	Boston.	Philadelphia.	Brooklyn.	Washington.	Totals.	Cleveland.	Pittsburgh.	Chicago.	St. Louis.	Cincinnati.	Louisville.		Totals.
Victories...	6	4	6	8	11	35	9	6	9	10	10	10	54	89
Defeats.....	6	8	4	4	1	23	3	4	3	2	2	2	16	39
Games played	12	12	10	12	12	58	12	10	12	12	12	12	70	128
Drawn games	0	0	1	0	0	1	0	0	0	0	0	0	0	1
Per cent. of Victories...	.500	.333	.400	.667	.917	.603	.750	.600	.750	.833	.833	.833	.771	.695

It will be seen that the "Orioles," under Hanlon, did the pennant winning business up in style in 1894. Of the six Eastern clubs in the race, they tied the New York "Giants," had the best of the unfinished series with the "Phillies," took the Brocklyns into camp without difficulty, had almost a walkover with the Washingtons, and found the Boston champions the only club that got the best of them in the five series played against their Eastern adversaries, their percentage of victories against the Bostons being only .333, while their figures against the Washingtons were as high as .917. Against their six Western opponents, the Baltimores almost wiped out the St. Louis, Cincinnati and Louisville teams, each of these clubs winning but two games out of the twelve played with the

“Orioles,” while the best each of the Cleveland and Chicago teams could do was to win three of the twelve, the Pittsburgh “Pirates” being the only Western team to trouble them, their series with that club being unfinished, with a credit of but four victories to Pittsburgh’s six. Only one game was drawn, and that with the “Phillies.”

The additional details of the record follows :

BALTIMORE VS.	EASTERN CLUBS.					WESTERN CLUBS.					Grand Totals.			
	New York.	Boston.	Philadelphia.	Brooklyn.	Washington	Totals.	Cleveland.	Pittsburgh.	Chicago.	St. Louis.		Cincinnati.	Louisville.	Totals.
Series won.....	0	0	0	1	1	2	1	0	1	1	1	1	5	7
Series lost.....	0	1	0	0	0	1	0	0	0	0	0	0	0	1
Series tied.....	1	0	0	0	0	1	0	0	0	0	0	0	0	1
Series unfinished.....	0	0	1	0	0	1	0	1	0	0	0	0	1	2
“Chicago” victories.....	0	0	0	0	1	1	0	0	0	0	0	0	0	1
“Chicago” defeats.....	1	0	0	0	0	1	0	0	0	0	1	1	1	2
Won by 1 run.....	1	0	0	0	1	2	1	0	1	3	2	2	9	11
Lost by 1 run.....	1	1	1	0	0	3	0	1	1	1	1	0	4	7
Single figure victories.....	2	1	2	4	2	12	6	1	2	7	5	7	28	40
Single figure defeats.....	5	3	2	1	0	11	1	3	1	0	1	1	7	18
Double figure victories.....	4	3	4	4	8	23	3	5	8	3	5	2	26	49
Double figure defeats.....	1	5	2	3	1	12	2	1	2	2	1	1	9	21
Home victories.....	5	1	4	5	5	20	6	4	7	8	6	6	37	57
Home defeats.....	1	4	2	2	1	10	1	1	0	1	0	0	3	13
Victories abroad.....	1	2	3	3	6	15	3	2	2	2	4	4	17	32
Defeats abroad.....	5	4	2	2	0	13	2	3	3	1	2	2	13	26

It will be seen that the Baltimores “shut out” but one Eastern team and not a single Western opponent, while they themselves were “Chicagoed” once by each, viz., by New York and Louisville, the tail ender’s “shut out” being annoying. Only two of their contests with the Eastern teams were won by a single run, but they won three games against the Eastern teams by one run. They lost seven games by a single run, three of them in the East and four against Western adversaries. No less than forty of their games were won by single figure scores, viz., 12 against Eastern teams and 28 against Western opponents. They lost a total of but 18 single figure games. Their double figure victories were no less than 49, against but 21 double figure defeats. They won 57 home victories against 32 abroad, the defeats being 13 at home to 26 abroad. Take it all in all, the Baltimores did splendid work in the box, the field and at the bat, the only drawback to their creditable season’s campaign being too much kicking and rowdy ball playing, in the latter of which McGraw was the principal offender.

The Records of the New York and Boston Clubs of 1894.

The New York club's team entered the campaign of 1894 decidedly handicapped. The club had excellent material at command wherewith to make up a strong team; but the manager had great difficulty at first in getting it into team work condition, he being hampered by the interference of the class of scribe managers of League cities who are very confident of their ability to run a club team better, on paper, than the actual manager can on the field. Then, too, a minority of these journalists seem to delight in getting up sensations which lead to discord in the ranks of a team; as they have their pet players on the teams, as well as those they have a special grudge against; moreover, the directors of the club were at times, in the early part of the season, not in accord with the manager in his methods of selecting players, and in appointing them to special positions. Finally the experience of April and May taught the club officials that if much more of the interference racket was continued, the result would be a permanent place in the second division, inasmuch as on May 24th, the club stood no higher than eighth place, with but little likelihood at that time of getting any higher. By June, however, an improved condition of affairs in running the team was manifested; the scribe managers were ignored, the manager was given more control of the team, and by the close of the June campaign the New York club was in the first division, and by the end of July were among the three leaders, where they remained until the end of the race.

The club was fortunate in being able to make its team unusually strong in its battery players. The very profitable and liberal investment made by Director Wheeler, in the purchase of the release of Meekin and Farrell, was a potent factor in enabling the club to reach the high position it did, both of these model players, in their respective positions, proving to be a great accession to the strength of the club's team. Another valuable acquisition to their team was that noted college player, young Murphy, he proving to be the most valuable utility man in the club, and an equal of Ward in team-work batting. By the closing month of the campaign the team had been trained up to the point of working together in more harmony, besides doing better team-work in their batting than any previous players of the club had ever before exhibited. Moreover, the team, during 1894, manifested greater rallying power at the finish in a game than ever before, they fully equaling the Bostons in this respect; in fact, this past season they excelled the champions in securing the lead in the latter part of a contest, a very important factor in winning pennants.

THE NEW YORK CLUB'S RECORD.

The record of the club for 1894 giving the victories and defeats scored, with the total of games played, and the percentage of victories against each club is as follows :

NEW YORK vs.	EASTERN CLUBS.						WESTERN CLUBS.							
	Baltimore.	New York.	Boston.	Philadelphia.	Brooklyn.	Washington.	Totals.	Cleveland.	Pittsburgh.	Chicago.	St. Louis.	Cincinnati	Louisville.	Totals.
Victories...	6	..	6	5	7	10	34	9	8	11	7	7	12	54
Defeats....	6	..	6	7	5	2	26	3	4	1	5	5	0	18
Games played	12	..	12	12	12	12	60	12	12	12	12	12	12	72
Per cent. of Victories..	.500	..	.500	.417	.583	.833	.567	.750	.667	.917	.583	.583	1000	.750

The above record shows that the "Giants" defeated Brooklyn and Washington in the Eastern series of games, and tied with Boston and Baltimore, they losing to the "Phillies" only. Against the Western clubs they won every series, excelling both Baltimore and Boston in this latter respect, as the Baltimores failed to get the best of the Pittsburghs, and the Bostons were tied with the St. Louis. Then, too, the "Giants" excelled the other two leading clubs in shutting out Louisville in no less than thirteen successive games, one game being thrown out. In addition they took Anson's "Colts" into camp in eleven out of twelve games, and defeated the Washingtons in ten games out of the twelve of the series.

The record of the series of games won, lost, tied and unfinished, together with that of the "Chicago" victories and defeats, and the single and double figure games of the New York and Boston clubs is as follows :

NEW YORK vs.	EASTERN CLUBS.						WESTERN CLUBS.						Grand Totals.	
	Baltimore.	Boston.	Philadelphia	Brooklyn	Washington.	Totals.	Cleveland.	Pittsburgh.	Chicago.	St. Louis.	Cincinnati.	Louisville.		Totals.
Series won.....	0	0	0	1	1	2	1	1	1	1	1	1	6	8
Series lost.....	0	0	1	0	0	1	0	0	0	0	0	0	0	1
Series tied.....	1	1	0	0	0	2	0	0	0	0	0	0	0	2
Series unfinished.....	0	0	0	0	0	0	0	0	0	0	0	0	0	0
"Chicago" victories.....	1	0	0	0	0	1	1	1	1	1	0	0	4	5
"Chicago" defeats.....	0	2	0	1	0	3	0	0	0	1	0	0	1	4
Single figure victories.....	5	4	2	3	7	21	7	7	8	5	4	7	38	59
Single figure defeats.....	2	4	4	2	1	13	1	1	0	5	5	0	12	25
Double figure victories.....	1	2	3	4	3	13	2	1	3	2	3	5	16	29
Double figure defeats.....	4	2	3	3	1	13	2	3	1	0	0	0	6	19

The foregoing table shows that the New York club won eight out of the eleven series, they losing but one—that with Philadelphia—and tying two, one with Baltimore and one with Boston. In "Chicago" games they won five and lost four, and in single figure games they won 59 and lost but 25, while in double figure games they won 29 only and lost but 19.

THE BOSTON CLUB'S RECORD.

The Boston club, in 1894, after being League pennant winners three years in succession, was obliged to fall back to third place in the past year's pennant race, after a hard fight for first place in the race from April to September, that club standing in first place on April 26th and also on the 29th of August, they varying their position but little during that period. Hitherto, in the races of 1891, '92 and '93, the Bostons were noted for their rallying powers, not only in the latter part of a game, but especially in the closing month of each season. It will be remembered, that in 1892, though they had to succumb to Cleveland in the "last part of the divided campaign of that year, they rallied handsomely and easily won the championship in the world's series of that year. This year, however, they went back on their record badly, in failing to attend to the rallying business in the last month of the campaign, the result being that they not only lost the pennant, but had to submit to being forced into third place in the race. The question as to "why this was thusly" is not easy to answer. It may be said, for one thing, that the loss of the valuable services of the veteran Bennett, was one drawback to their success, and the failure of a majority of their pitchers, another; their only really successful "battery" team being Nichols and Ganzel. Then, too, they lost ground in playing, as well as in popularity, by the kicking and noisy coaching profanities of a minority of their team; that kind of "hustling" in a team having become played out as a winning factor in the game in 1894. It must not be forgotten, however, that the Boston club, in 1894, encountered stronger teams in New York and Baltimore than ever before; moreover, they were troubled considerably by the strong opposition of the St. Louis club's team, the only club to score three straight victories from them during the season. That the club had the material to do better than they did, goes without saying; it was a failure in its running that did the business, chiefly.

Here is the record of the victories, defeats, games played, and percentage of victories against each club for the past season of 1894:

BOSTON vs.	EASTERN CLUBS.						WESTERN CLUBS.							
	Baltimore.	New York.	Boston.	Philadelphia.	Brooklyn.	Washington.	Totals.	Cleveland.	Pittsburgh.	Chicago.	St. Louis.	Cincinnati.	Louisville.	Totals.
Victories...	8	6	..	6	6	9	35	9	8	7	6	8	10	48
Defeats...	4	6	..	6	6	3	25	3	4	5	6	4	2	24
Games played	12	12	..	12	12	12	60	12	12	12	12	12	12	72
Per cent. of Victories.	.667	.500500	.500	.250	.583	.250	.667	.583	.500	.667	.833	.667

The Bostons, in 1894, took the Baltimore and Washington teams into camp without difficulty, but the best they could do against New York, Philadelphia and Brooklyn, was to tie each series. Against the Western clubs, it will be seen, the only club that troubled them was the St. Louis Browns. Four series tied out of the eleven they played was an unusual record for the ex-champions. In victories, they did better against the West than against the East, by 48 victories to 35; in defeats, however, the result was more even, viz.. 25 to 24.

The following is the club's record of series won, lost, tied and unfinished, together with the "Chicago" victories and defeats, and the single and double figure victories and defeats scored by the club in 1894:

BOSTON vs.	EASTERN CLUBS						WESTERN CLUBS.						Grand Totals.	
	Baltimore.	New York.	Philadelphia.	Brooklyn.	Washington.	Totals.	Cleveland.	Pittsburgh.	Chicago.	St. Louis.	Cincinnati.	Louisville.		Totals.
Series won.....	1	0	0	0	1	2	1	1	1	0	1	1	5	7
Series lost.....	0	0	0	0	0	0	0	0	0	0	0	0	0	0
Series tied.....	0	1	1	1	0	3	0	0	0	1	0	0	1	4
Series unfinished.....	0	0	0	0	0	0	0	0	0	0	0	0	0	0
"Chicago" victories.....	0	2	0	1	0	3	0	0	0	0	0	0	0	3
"Chicago" defeats.....	0	0	0	0	0	0	0	0	0	0	0	0	0	0
Single figure victories.....	4	4	4	3	0	15	2	7	2	0	3	5	19	34
Single figure defeats.....	1	4	1	3	2	11	1	1	1	5	2	1	11	22
Double figure victories.....	4	2	2	3	9	20	7	1	5	6	5	5	29	49
Double figure defeats.....	3	2	5	3	1	14	2	3	4	1	2	1	13	27

The club won but seven of the eleven series played in 1894, though they did not lose a series, no less than four being tied. In "Chicago" games they won but 3, but did not lose a single game by a "shut out."

By way of comparison, we give below the records of the same three clubs in 1893, when the three leaders in the race were Boston, Pittsburgh and Cleveland, and the three leaders of the Eastern teams were Boston, Philadelphia and New York, the Baltimores that year being eighth only. Singularly enough, all three clubs did better against their Eastern conferees in 1893 than against the Western clubs.

Here are the three club records of 1893 :

RECORDS OF 1893.

BOSTON vs.	EASTERN CLUBS.						WESTERN CLUBS.							
	Boston.	Philadelphia.	New York.	Brooklyn.	Baltimore.	Washington.	Totals.	Pittsburgh.	Cleveland.	Cincinnati.	Chicago.	St. Louis.	Louisville.	Totals.
Victories....	8	8	8	8	10	7	41	4	7	6	8	10	10	45
Defeats.....	4	4	4	4	2	5	19	6	5	6	3	2	2	24
Games played	12	12	12	12	12	12	60	10	12	12	11	12	12	69
Per cent. of Victories..	.667	.667	.667	.833	.583	.583	.680	.400	.583	.500	.727	.833	.833	.652
NEW YORK vs.														
Victories....	4	7	..	6	8	7	32	4	6	6	5	8	7	36
Defeats.....	8	5	..	6	4	5	28	8	6	6	7	4	5	36
Games played	12	12	..	12	12	12	60	12	12	12	12	12	12	72
Per cent. of Victories..	.333	.583	..	.500	.667	.583	.533	.333	.500	.500	.417	.667	.417	.500
BALTIMORE vs.														
Victories....	2	5	4	10	..	7	28	1	8	4	5	9	5	32
Defeats.....	10	7	8	2	..	5	32	11	4	8	7	3	5	38
Games played	12	12	12	12	..	12	60	12	12	12	12	12	10	70
Per cent. of Victories..	.167	.417	.333	.833	..	.583	.467	.083	.667	.333	.417	.750	.560	.475

To show what the new rivals—the New York and Baltimore clubs—did in the two past seasons combined, we give the figures of the double records of 1893 and 1894 :

NEW YORK vs.	EASTERN CLUBS.						WESTERN CLUBS.							
	Baltimore.	New York.	Boston.	Philadelphia.	Brooklyn.	Washington.	Totals.	Cleveland.	Pittsburgh.	Chicago.	St. Louis.	Cincinnati.	Louisville.	Totals.
Victories....	14	..	10	12	13	17	66	15	12	16	13	15	19	90
Defeats.....	10	..	14	12	11	7	54	9	12	8	11	9	5	54
Games played	24	..	24	24	24	24	120	24	24	24	24	24	24	144
Per cent. of Victories..	.383	..	.417	.500	.542	.708	.550	.625	.500	.667	.542	.625	.792	.625
BALTIMORE vs.														
Victories....	..	10	6	11	18	18	63	17	7	14	14	18	15	85
Defeats.....	..	14	18	11	6	6	55	7	15	10	10	5	7	54
Games played	..	24	24	22	24	24	118	24	22	24	24	23	22	139
Per cent. of Victories..	..	.417	.250	.500	.750	.750	.534	.708	.318	.583	.583	.783	.682	.612

In this combined record New York leads Baltimore, the poor season's work of 1893 by the Baltimores more than offsetting the honors they won in 1894.

The Campaigns of the Other Nine Clubs of 1894.

THE PHILADELPHIA CLUB'S CAMPAIGN.

At the end of the first day's contests, on April 19th, four clubs were tied for first place as victors, and four others were tied next in order as losers, the third four of the twelve clubs of the League not playing until the 20th of April. At the end of the first week's play in the April campaign the "Phillies" stood fourth in the race, they being headed by Boston, Cleveland and St. Louis, respectively, and followed by Baltimore and Cincinnati, all of which six clubs were in the first division, the Pittsburgh, New York, Louisville, Washington, Brooklyn and Chicago following in order in the second division; the difference in percentage figures between the leader and tail ender being 833 points, as the Chicago team had not then won a single game out of six played, and the Brooklyns but one, while the "Phillies" had won 5 out of 7, they starting off well, Boston, Cleveland and St. Louis having won 5 out of 6 played. By the end of the April campaign the "Phillies" stood in fourth place, being led by St. Louis, Cleveland and Boston, the other first division

clubs being Baltimore and Cincinnati. During the May campaign the "Phillies" fluctuated between fifth place on May 9th up to second position on May 16th, finally finishing the May campaign a poor fifth on May 31st, with Pittsburgh, Cleveland, Baltimore and Boston in advance of them, and New York close at their heels. In June the "Phillies" began to do a little better, and by June 18th, they had pulled up to second place, with Baltimore in the van and Boston close behind the "Quakers." Then once more they fell back in the race, the close of the June campaign seeing them in fifth place, and in the rear of Baltimore, Boston, Brooklyn and Pittsburgh, with New York within a few points of them. During July this "up-hill and down-dale" method of racing was continued until July 23d, when they were driven into the ranks of the second division clubs, they occupying seventh place on that date, the end of the July campaign seeing the team in seventh place, with a percentage of victories of .526, Boston, Baltimore, New York, Cleveland, Brooklyn and Pittsburgh being the six first division clubs. During the August campaign the "Phillies" got back into the first division ranks, and on the 21st of that month were in fourth place, which position they retained to the end of that month's campaign. They tried in vain to get higher, but could not do so, and on the last day of the season they stood a bad fourth, the next club above them leading them by 75 points in percentage figures, and by eleven games.

The following is the Philadelphia club's record of victories and defeats scored, with the total number of games played, and the percentage of victories against each club, and also the record of the series won, lost, tied and unfinished, together with the "Chicago" victories and defeats, and the single and double figure victories and defeats scored by the club during 1894:

THE PHILADELPHIA CLUB'S RECORD.

PHILAD'LPHIA vs.	EASTERN CLUBS.						WESTERN CLUBS.						
	Baltimore.	New York.	Boston.	Brooklyn.	Washington.	Totals.	Cleveland.	Pittsburgh.	Chicago.	St. Louis.	Cincinnati.	Louisville.	Totals.
Victories.	4	7	6	7	8	32	5	8	5	5	8	8	39
Defeats.	6	5	6	5	4	26	7	4	7	7	2	3	30
Played.	10	12	12	12	12	58	12	12	12	12	10	11	69
Per cent. of Victories	.400	.583	.500	.583	.667	.552	.417	.667	.417	.417	.800	.727	.565

THE PHILADELPHIA CLUB'S RECORD—Continued.

PHILADELPHIA VS.	EASTERN CLUBS					WESTERN CLUBS.					Grand Totals.			
	Baltimore.	New York.	Boston.	Brooklyn.	Washington.	Totals.	Cleveland.	Pittsburgh.	Chicago.	St. Louis.		Cincinnati.	Louisville.	Totals.
Series won.....	0	1	0	1	1	3	0	1	0	0	1	1	3	6
Series lost.....	0	0	0	0	0	0	1	1	1	1	0	0	3	3
Series tied.....	0	0	1	0	0	1	0	0	0	0	0	0	0	1
Series unfinished.....	1	0	0	0	0	1	0	0	0	0	1	1	2	3
"Chicago" victories.....	0	0	0	0	0	0	1	1	0	0	0	1	3	3
"Chicago" defeats.....	0	0	0	0	0	0	0	0	0	0	0	0	0	0
Single figure victories.....	2	4	3	3	3	15	3	3	1	2	2	2	13	28
Single figure defeats.....	2	2	5	5	3	12	2	3	0	3	3	0	10	22
Double figure victories.....	2	3	3	4	5	17	2	5	4	3	6	6	26	43
Double figure defeats.....	4	3	1	0	1	8	5	1	7	4	2	3	22	30

The above table shows that the Philadelphia team in their games with their Eastern opponents had but little difficulty in defeating the Washingtons, besides getting the best of both New York and Brooklyn in the race. But they lost to Baltimore and tied with Boston. With the Western teams they did not do so well, as they only won three out of the six series, they winning easily with Cincinnati by 8 to 2 in won games, while they had but little difficulty with Louisville and Pittsburgh. They lost with Cleveland, Chicago and St. Louis by 5 to 7 each in won games.

THE BROOKLYN CLUB'S CAMPAIGN.

The Brooklyn club opened the season's campaign on April 19th, and at the close of the first day's play, stood tied with Baltimore, Philadelphia and Pittsburgh for fifth place, they standing as low as eleventh position on April 23d. During the May campaign they made but little headway in the race, as, up to May 22d they had got no higher than seventh place. After that they got into the first division for a few days, but at the end of the May campaign they were tied with New York for sixth place; Pittsburgh, on May 31st, being in the van, with Cleveland and Baltimore second and third, Pittsburgh's percentage figures being .710 at this date; the "Orioles" being followed by Boston and Philadelphia. The Brooklyn began the June campaign by leading New York and taking up a position in the first division, occupying sixth place, next to Boston, then in fifth position. By June 19th they had reached fourth place,

and they closed their June campaign in third position, Baltimore leading, with Boston second. During the early part of July the Brooklyns fell back to sixth place, and the "Giants" jumped into third position. On July 31st the Brooklyns stood fifth only, and they began falling lower the first week in August, and on the fourth of that month were back in the second division ranks, and after that date "the subsequent proceedings interested them no more," as far as the three leading positions were concerned. They remained in seventh place up to August 21st when they got back into the first division, and on August 31st they were in fifth place. During September there was a close fight between Cleveland and Brooklyn for that position, but finally the Brooklyns retained it at the finish by the percentage figures of .534 to .527, a lead of but seven points. The Brooklyn team made but a poor record against their Eastern team rivals in 1894, but were more successful against the Western clubs. They won but one series in the East, and that was against the tail-end Washingtons, Baltimore, New York and Philadelphia beating them out in the race, while they tied the Bostons. Against the Western clubs they won in three series; tied with two others, and had the series with Cleveland, but they only won four series out of the eleven.

The following tables show the Brooklyn club's record of victories and defeats scored, with the total number of games played and the percentage of victories against each club; also, the record of the series won, lost, tied and unfinished, together with the "Chicago" victories and defeats, and the single and double figure victories and defeats scored by the club during the season of 1894:

THE BROOKLYN CLUB'S RECORD.

BROOKLYN vs.	EASTERN CLUBS.						WESTERN CLUBS.						
	Baltimore.	New York.	Boston.	Philadelphia.	Washington.	Totals.	Cleveland.	Pittsburgh.	Chicago.	St. Louis.	Cincinnati.	Louisville.	Totals.
Victories.	4	5	6	5	9	29	6	7	6	8	6	8	41
Defeats	8	7	6	7	3	31	5	5	6	4	6	4	30
Played.	12	12	12	12	12	60	11	12	12	12	12	12	71
Per cent. of Victories	.333	.417	.500	.452	.750	.483	.545	.583	.500	.667	.500	.667	.577

THE BROOKLYN CLUB'S RECORD—Continued.

BROOKLYN VS.	EASTERN CLUBS						WESTERN CLUBS.						Grand Totals.	
	Baltimore.	New York.	Boston.	Philadelphia.	Washington.	Totals.	Cleveland.	Pittsburgh.	Chicago.	St. Louis.	Cincinnati.	Louisville.		Totals.
Series won.....	0	0	0	0	1	1	0	1	0	1	0	1	3	4
Series lost.....	1	1	0	1	0	3	0	0	0	0	0	0	0	3
Series tied.....	0	0	1	0	0	1	0	0	1	0	1	0	2	3
Series unfinished.....	0	0	0	0	0	0	1	0	0	0	0	0	1	1
"Chicago" victories.....	0	1	0	0	0	1	0	0	2	0	0	0	3	3
"Chicago" defeats.....	0	0	1	0	0	1	1	0	0	1	0	0	3	3
Single figure victories.....	1	2	3	5	3	14	4	3	5	3	1	4	20	34
Single figure defeats.....	3	3	4	3	1	14	2	2	2	3	3	1	13	27
Double figure victories.....	3	3	3	0	6	15	2	4	1	5	5	4	21	36
Double figure defeats.....	5	4	2	4	2	17	3	3	4	1	3	3	18	35

THE CLEVELAND CLUB'S CAMPAIGN.

The Cleveland club did not begin their opening campaign until April 20th, and then in the ranks of the second division ; but they soon jumped to the front, and by the end of the April campaign they stood a tie for first place with Boston and St. Louis, with the percentage figures of .750 each. They opened the May campaign by pushing Boston out of first place, and they retained the leading position from May 2d to the 28th, they reaching the high percentage of .867 on May 10th—the highest of the season. On Decoration Day Pittsburgh went to the front, with the percentage of .700 to Cleveland's .692, and they retained that position to the close of the May campaign. During June the Clevelands fell off, and by the 21st of that month they had got down to fifth place in the race, and by the end of the June campaign had been driven into the ranks of the second division, they then occupying seventh place with a percentage of .549; Pittsburgh, on June 30th, being the only Western team in the first division. This fact alone showed a one-sided race up to that date.

The Clevelands did not get back into the first division until July 17th, and after that they never left it. During August they battled well for third place, but could get no higher than fourth position, where they stood up to August 21st, when they began to fall off, and on August 31st they were down to sixth place. This position they were forced to keep all through September up to the finish of the race.

The Cleveland team managed to win two of their series with the Eastern clubs, viz., with Washington and Philadelphia, but

were badly whipped by the three leaders ; they managed, however, to make a close fight of it with their old antagonists of Brooklyn, the latter winning the series by a single game only.

With their Western rivals the Clevelands won every series but one, viz., that with the Pittsburgh club, thereby winning the *championship of the West for 1894*, as Boston did the championship of the East. Then, too, the Clevelands were the only Western club remaining in the first division at the close of the season ; so they had some consolation in the race in excelling their Western rivals, all of whom they beat out in the race, even if they failed to win the pennant or to get among the three leaders in the race. Moreover, they excelled all the Western teams in team work in the field and at the bat, as they did the Brooklyns and Washingtons of the Eastern division.

Here is their record :


THE CLEVELAND CLUB'S RECORD.

CLEVELAND vs.	EASTERN CLUBS.						WESTERN CLUBS.						
	Baltimore.	New York.	Boston.	Philadelphia.	Brooklyn.	Washington.	Totals.	Pittsburgh.	Chicago.	St. Louis.	Cincinnati.	Louisville.	Totals.
Victories	3	3	3	7	5	8	29	4	10	9	8	8	39
Defeats	9	9	9	5	6	4	42	8	2	3	3	3	19
Played	12	12	12	12	11	12	71	12	12	12	11	11	58
Per cent. of Victories	.250	.250	.250	.583	.455	.667	.408	.333	.833	.750	.727	.727	.672

CLEVELAND vs.	EASTERN CLUBS.							WESTERN CLUBS.						
	Baltimore.	New York.	Boston.	Philadelphia.	Brooklyn.	Washington.	Totals.	Pittsburgh.	Chicago.	St. Louis.	Cincinnati.	Louisville.	Totals.	Grand Totals.
Series won	0	0	0	1	0	1	2	0	1	1	1	1	4	6
Series lost	1	1	1	0	0	0	3	1	0	0	0	0	1	4
Series tied	0	0	0	0	0	0	0	0	0	0	0	0	0	0
Series unfinished	0	0	0	0	1	0	1	0	0	0	1	1	2	3
" Chicago " victories	0	0	0	0	0	1	1	0	0	3	1	1	5	7
" Chicago " defeats	0	1	0	1	0	0	2	1	0	0	0	0	1	3
Single figure victories	1	1	1	2	3	4	12	3	7	7	4	6	27	39
Single figure defeats	6	7	2	3	4	4	26	5	1	1	2	1	10	36
Double figure victories	2	2	2	5	2	4	17	1	3	2	4	2	12	29
Double figure defeats	3	2	7	2	2	0	16	3	1	2	1	2	9	25



W. A. HULBERT




W. E. YOUNG



A. G. MILLS

THE
Wanted
Three Presidents



Baltimore Base Ball Club. Champions of 1894.



New York Base Ball Club, '94.



Philadelphia Base Ball Club, '94.

The Second Division Clubs.

THE PITTSBURGH CLUB'S CAMPAIGN.

The Pittsburgh club opened the April campaign in the ranks of the second division, the end of the month seeing the team in seventh place, three other Western teams leading them on April 30th. During May they got into the first division, and May 21st they were among the three leaders, with Cleveland and Baltimore first and second in the race. At the end of the May campaign they had rallied well, and had pulled up to first place, with the percentage figures of .710 to Cleveland's .679 and Baltimore's .654, Boston, Philadelphia and New York being the next three. In June, the Pittsburghs fell off in the race, and by the 11th of that month they were down to fifth place, then they pulled up again after touching sixth position, and on June 30th stood fourth, they then being headed by Baltimore, Boston and Brooklyn, with Philadelphia and New York in their rear. In July they fell off badly, and on the 20th of that month they had been driven out of the first division. At the end of the July campaign they stood sixth in the race. They got a step higher the early part of August, but the end of that month's campaign saw the club once more in the ranks of the second division, and they struggled in vain to get out of the company of the six tail-enders, the end of the race seeing the club in seventh place with the percentage figures of .500, Cleveland leading them by 27 points.

The record of the Pittsburgh club for 1894 giving the victories and defeats scored, with the total of games played and the percentage of victories against each club; also, the record of the series of games won, lost, tied and unfinished, together with that of the "Chicago" victories and defeats, and the single and double figure games scored by the club, is as follows:

THE PITTSBURGH CLUB'S RECORD.

PITTSBURGH vs.	EASTERN CLUBS.							WESTERN CLUBS.					
	Baltimore.	New York.	Boston.	Philadelphia.	Brooklyn.	Washington.	Totals.	Cleveland.	Chicago.	St. Louis.	Cincinnati.	Louisville.	Totals.
Victories	4	4	4	4	5	8	29	8	6	6	7	9	36
Defeats	6	8	8	8	7	4	41	4	6	6	5	3	24
Played	10	12	12	12	12	12	70	12	12	12	12	12	60
Per cent. of Victories	.400	.333	.333	.333	.417	.667	.414	.667	.500	.500	.583	.750	.600

THE PITTSBURGH CLUB'S RECORD—Continued.

PITTSBURGH vs.	EASTERN CLUBS.						WESTERN CLUBS					Grand Totals.		
	Baltimore.	New York.	Boston.	Philadelphia.	Brooklyn.	Washington.	Totals.	Cleveland.	Chicago.	St. Louis.	Cincinnati.		Louisville.	Totals.
Series won.....	0	0	0	0	0	1	1	1	0	0	1	1	3	4
Series lost.....	0	1	1	1	1	0	4	..	0	0	0	0	0	4
Series tied.....	0	0	0	0	0	0	0	..	1	1	0	0	2	2
Series unfinished.....	1	0	0	0	0	0	1	..	0	0	0	0	1	1
"Chicago" victories.....	0	0	0	0	0	0	0	1	1	0	0	0	2	2
"Chicago" defeats.....	0	1	0	1	0	0	2	..	0	0	0	0	2	2
Single figure victories.....	3	1	1	3	2	3	13	5	3	4	3	7	22	35
Single figure defeats.....	1	7	7	3	3	0	21	3	2	4	2	3	14	35
Double figure victories.....	1	3	3	1	3	5	16	3	3	2	4	2	14	30
Double figure defeats.....	5	1	1	5	4	4	20	1	4	2	3	0	10	20

The "Pirates," it will be seen, were very unsuccessful against the Eastern teams, the Washingtons being the only club they could win a series from. Against their Western rivals, however, they did not lose a series, defeating Cleveland, Cincinnati and Louisville, and tying with Chicago and St. Louis. The very club they wanted most to defeat they captured, viz., the Cleveland; that, and the fact that they led the second division clubs being the only consolation they had.

THE CHICAGO CLUB'S CAMPAIGN.

Never before in the history of the Chicago club had any of its teams ever started a pennant race so badly as did the Chicago "Colts" in 1894. They finished the April campaign with the unenviable record of eight defeats out of nine games played, they then being a bad tail-ender in the race, with the poor percentage figures of .111 only. They remained in the last ditch up to May 10th, by which date they had won but two games out of thirteen played, the result being costly to the club in poor gate receipts. The next day they pushed the Washingtons into the last ditch—their home place for years—and by May 14th had got up to tenth position. But the end of May saw the "Colts" no higher in the race record than eleventh place, just on the ragged edge of the last ditch. By the end of the June campaign they had pulled up a little, they standing in tenth place on June 30th; there they remained until the last day of the July campaign, when they managed to get into ninth place. During August they rallied for the first time in the race, and by the end of that month's campaign they stood eighth. But they could

not get higher in the race, and they had to be content with eighth position at the end of the season, their poor record including that of being the only club of the twelve which had not, at one time or another, occupied a place in the ranks of the first division clubs. It was the worst season's record known in the history of the Chicago club.

Here is the club record :

THE CHICAGO CLUB'S RECORD.

CHICAGO vs.	EASTERN CLUBS.						WESTERN CLUBS.						
	Baltimore.	New York.	Boston.	Philadelphia.	Brooklyn.	Washington.	Totals.	Cleveland.	Pittsburgh.	St. Louis.	Cincinnati.	Louisville.	Totals.
Victories.....	3	1	5	7	6	7	29	2	6	6	6	8	28
Defeats.....	9	11	7	5	6	5	43	10	6	6	6	4	32
Played.....	12	12	12	12	12	12	72	12	12	12	12	12	60
Per cent. of Victories	.250	.083	.417	.583	.500	.583	.403	.375	.500	.500	.500	.667	.467

CHICAGO vs.	EASTERN CLUBS.							WESTERN CLUBS.						Grand Totals.
	Baltimore.	New York.	Boston.	Philadelphia.	Brooklyn.	Washington.	Totals.	Cleveland.	Pittsburgh.	St. Louis.	Cincinnati.	Louisville.	Totals.	
Series won.....	0	0	0	1	0	1	2	0	0	0	0	1	1	3
Series lost.....	1	1	1	0	0	0	3	1	0	0	0	0	1	4
Series tied.....	0	0	0	0	1	0	1	1	1	1	1	0	3	4
Series unfinished.....	0	0	0	0	0	0	0	0	0	0	0	0	0	0
"Chicago" victories.....	0	0	0	0	0	0	0	0	0	0	0	0	0	0
"Chicago" defeats.....	0	1	0	0	0	0	3	0	1	0	1	0	2	5
Single figure victories.....	1	1	1	0	2	1	6	1	2	3	2	6	14	20
Single figure defeats.....	2	3	2	1	5	4	22	6	3	4	2	3	18	40
Double figure victories.....	2	1	4	7	4	6	24	1	4	3	4	2	14	38
Double figure defeats.....	7	3	5	4	1	1	21	4	3	2	4	1	14	35

The Chicago "Colts" won two series against the Eastern teams, viz., those with the Washingtons and the Philadelphias; and they had a tie series with Brooklyn and a close fight with Boston; but the New Yorks whipped them the worst any club had ever before succeeded in doing in a season's series, as the "Giants" won eleven out of twelve games; the Baltimores, too, had an easy task in winning against the "Colts. Against their Western rivals, however, they lost but one series, viz., that with Cleveland; but they only won one series—that

with Louisville—they tying Pittsburgh, St. Louis and Cincinnati.

THE ST. LOUIS CLUB'S CAMPAIGN.

The St. Louis club opened the April campaign among the leaders, and put up their stock to a premium, by ending the month's record tied with Boston and Cleveland for first place, each with a percentage of .750, the club's special rival—Comiskey's Cincinnati "Reds"—ending the April campaign tied with Baltimore for fifth place. After this April spurt in the race, however, the "Browns" began to fall back in their record during May, and by the 7th of that month were down to sixth position, and on May 14th they had to give way to Cincinnati, they then falling back into the second division ranks; and on the 17th of May they were down to ninth place, and then the best they could do during the last week of the May campaign was to end eighth in the race on May 31st. During June they tried to get back into the first division, but they failed to reach higher than seventh position. During July they got lower down in the ranks of the second division, and they ended that month's campaign as low as tenth place, and they were kept there until the very last day of the season, when two victories over the Washingtons, with a tie game between Cincinnati and Cleveland, enabled the "Browns" to win the consolation prize, viz., leading Cincinnati at the finish, by the percentage figures of .424 to .419, the St. Louis team ending in ninth place and the Cincinnati in tenth position.

The record of the St. Louis club for 1894 giving the victories and defeats scored, with the total of games played and the percentage of victories against each club; also, the record of the series of games won, lost, tied and unfinished, together with that of the "Chicago" victories and defeats and the single and double figure victories and defeats scored by the club, is as follows:

THE ST. LOUIS CLUB'S RECORD.

St. Louis vs.	EASTERN CLUBS.						WESTERN CLUBS						
	Baltimore.	New York.	Boston.	Philadelphia.	Brooklyn.	Washington.	Totals.	Cleveland.	Pittsburgh.	Chicago.	Cincinnati.	Louisville.	Totals.
Victories.....	2	5	6	7	4	6	30	3	6	6	5	6	26
Defeats.....	10	7	6	5	8	6	42	9	6	6	7	6	34
Played.....	12	12	12	12	12	12	72	12	12	12	12	12	60
Per cent. of Victories	.167	.417	.500	.583	.333	.500	.417	.250	.500	.500	.417	.500	.433

THE ST. LOUIS CLUB'S RECORD—*Continued.*

St. Louis vs.	EASTERN CLUBS.						WESTERN CLUBS					Grand Totals.		
	Baltimore.	New York.	Boston.	Philadelphia.	Brooklyn.	Washington.	Totals.	Cleveland.	Pittsburgh.	Chicago.	Cincinnati.		Louisville.	Totals.
Series won.....	0	0	0	1	0	0	1	0	0	0	0	0	1	2
Series lost.....	1	1	0	0	1	0	3	1	0	0	1	0	2	5
Series tied.....	0	0	1	0	0	1	2	0	1	1	0	1	3	5
Series unfinished.....	0	0	0	0	0	0	0	0	0	0	0	0	0	0
“Chicago” victories.....	0	1	0	0	1	0	2	0	0	0	0	0	0	2
“Chicago” defeats.....	0	1	0	0	0	0	1	3	0	0	1	0	4	5
Single figure victories.....	0	5	5	3	3	2	18	1	4	4	4	4	17	35
Single figure defeats.....	7	5	0	2	3	3	20	7	4	3	5	6	25	45
Double figure victories.....	2	0	1	4	1	4	12	2	2	2	1	2	9	21
Double figure defeats.....	3	2	6	3	5	3	22	2	2	3	2	0	9	31

The St. Louis “Browns” did well in winning one of their Eastern series—that with Philadelphia—and tying with Boston and Washington. But the Baltimores gave them a bad whipping, and the Brooklyns and “Phillies” took them into camp easily. Against their Western adversaries, however, they failed to win a single series; but they only lost one—that with Cleveland—as they tied with Pittsburgh, Chicago and Louisville.

THE CINCINNATI CLUB'S CAMPAIGN.

The Cincinnati club did not begin their opening campaign until April 20th, and during that month's short campaign they occupied third place on April 24th, and retained their position among the leaders to the end of the month. In May, however, they fell back into the ranks of the second division clubs, and remained there until May 16th, when they occupied sixth place in the first division. By the end of that month, however, they had been pushed back to ninth position. There they remained during the whole of the June campaign. During July they improved their position by getting into eighth position, where they stood on July 31st. August's campaign did not improve their standing; on the contrary, they fell back into ninth place, where they stood on August 31st. During September they were almost anchored in that position, but on the very last day of the race they let their old rivals, the “Browns,” beat them out, and Comiskey had to finish tenth in the race, and then he said he'd had enough, and he concluded to “go West,” where he will remain for 1895.

Here is the Cincinnati club's record :

THE CINCINNATI CLUB'S RECORD.

CINCINNATI vs.	EASTERN CLUBS.						WESTERN CLUBS.						
	Baltimore.	New York.	Boston.	Philadelphia.	Brooklyn.	Washington.	Totals.	Cleveland.	Pittsburgh.	Chicago.	St. Louis.	Louisville.	Totals.
Victories.....	2	5	4	2	6	7	26	3	5	6	7	7	28
Defeats.....	10	7	8	8	6	5	44	8	7	6	5	5	31
Played.....	12	12	12	10	12	12	70	11	12	12	12	12	59
Per cent. of Victories	.167	.417	.333	.200	.500	.583	.371	.273	.417	.500	.583	.583	.475

CINCINNATI vs.	EASTERN CLUBS.							WESTERN CLUBS.						
	Baltimore.	New York.	Boston.	Philadelphia.	Brooklyn.	Washington.	Totals.	Cleveland.	Pittsburgh.	Chicago.	St. Louis.	Louisville.	Totals.	Grand Totals.
Series won.....	0	0	0	0	0	1	1	0	0	0	1	1	2	3
Series lost.....	1	1	1	1	1	0	5	1	1	0	0	0	2	7
Series tied.....	0	0	0	0	1	0	1	0	0	1	0	0	1	2
Series unfinished.....	0	0	0	1	0	0	1	1	0	0	0	0	2	2
"Chicago" victories.....	0	0	0	0	0	1	1	0	0	1	1	1	3	4
"Chicago" defeats.....	0	0	0	0	0	0	0	1	0	0	0	1	2	2
Single figure victories.....	1	5	3	3	3	5	19	2	2	2	5	6	17	36
Single figure defeats.....	4	4	3	2	1	5	19	4	3	2	4	5	18	37
Double figure victories.....	1	0	2	1	3	2	9	1	3	4	2	1	11	20
Double figure defeats.....	6	3	5	6	5	0	25	4	4	4	1	0	13	38

THE WASHINGTON CLUB'S CAMPAIGN.

The season of 1894 was made noteworthy in the annals of the Washington club, owing to their being able to pay off their six years' mortgage on the last ditch, and transferred it to the Louisville club. The "Senators" opened the season in a very lively style, inasmuch as they stood a tie for first place at the end of the first day of the campaign, and had the credit of winning their first games with the "Phillies," the New York and Boston clubs. After this dash at the start they settled down among the second division clubs for the season, resigned to everything but the fate of again being tail-enders. Chicago kept them out until May, when the "Senators" fell into their old quarters, the tail-end place, where they remained until August 23d, when, to the great joy of Manager Schmelz, they had a wrestle with Louisville and threw the "Colonels" into the last ditch.

Here is their record:

THE WASHINGTON CLUB'S RECORD.

WASHINGTON vs.	EASTERN CLUBS.					WESTERN CLUBS.							
	Baltimore.	New York.	Boston.	Philadelphia.	Brooklyn.	Totals.	Cleveland.	Pittsburgh.	Chicago.	St. Louis.	Cincinnati.	Louisville.	Totals.
Victories.....	1	2	3	4	3	13	4	4	5	6	5	8	32
Defeats.....	11	10	9	8	9	47	8	8	7	6	7	4	40
Played.....	12	12	12	12	12	60	12	12	12	12	12	12	72
Per cent. of Victories	.083	.167	.250	.333	.250	.217	.333	.333	.417	.500	.147	.667	.444

WASHINGTON VS.	EASTERN CLUBS					WESTERN CLUBS.						Grand Totals.		
	Baltimore.	New York.	Boston.	Philadelphia.	Brooklyn.	Totals.	Cleveland.	Pittsburgh.	Chicago.	St. Louis.	Cincinnati.		Louisville.	Totals.
Series won.....	0	0	0	0	0	0	0	0	0	0	0	1	1	1
Series lost.....	1	1	1	1	1	5	1	1	1	0	1	0	0	4
Series tied.....	0	0	0	0	0	0	0	0	0	1	0	0	1	1
Series unfinished.....	0	0	0	0	0	0	0	0	0	0	0	0	0	0
"Chicago" victories.....	0	0	0	0	0	0	0	0	0	0	0	0	0	0
"Chicago" defeats.....	1	0	0	0	0	1	1	0	0	0	1	0	2	3
Single figure victories.....	0	1	2	3	1	7	4	0	4	3	3	5	21	28
Single figure defeats.....	3	7	0	0	2	16	4	3	1	2	2	5	18	34
Double figure victories.....	1	1	1	1	2	6	0	4	1	3	0	3	11	17
Double figure defeats.....	8	3	9	5	6	31	4	5	6	4	2	1	22	53

The "Senators" won but one series in the whole campaign, and that was with the Louisvilles. They managed to tie with the St. Louis "Browns," but all the rest knocked them out—the Baltimores by 11 to 1.

THE LOUISVILLE CLUB'S CAMPAIGN.

The Louisville club started in the race with better prospects than they had for years past, they being tied for first place on April 20th, but they only remained in the first division a few days, after which they took up their home position among the tail-enders, which they occupied from April 30th to September 30th, never once getting back to the ranks of the first division. Gradually, during the May campaign they worked their way down towards the last ditch, they having a close fight for the

ditch with Washington during June. But July saw them rolled into the tail-end position, and there they remained until the ending of the championship campaign. The Louisvilles had the consolation of tying the the St. Louis "Browns" in their series, and of "Chicagoing" the Boston champions, and also in defeating them in another game by 11 to 1.

Here is their record:

THE LOUISVILLE CLUB'S RECORD.

LOUISVILLE vs.	EASTERN CLUBS.						WESTERN CLUBS.						
	Baltimore.	New York.	Boston.	Philadelphia.	Brooklyn.	Washington.	Totals.	Cleveland.	Pittsburgh.	Chicago.	St. Louis.	Cincinnati.	Totals.
Victories.....	2	0	2	3	4	4	15	3	3	4	6	5	21
Defeats.....	10	12	10	8	8	8	56	8	9	8	6	7	38
Played.....	12	12	12	11	12	12	71	11	12	12	12	12	59
Per cent. of Victories	.167	.000	.167	.273	.333	.333	.211	.273	.250	.333	.500	.417	.356

LOUISVILLE vs.	EASTERN CLUBS.						WESTERN CLUBS.					Grand Totals.		
	Baltimore.	New York.	Boston.	Philadelphia.	Brooklyn.	Washington.	Totals.	Cleveland.	Pittsburgh.	Chicago.	St. Louis.		Cincinnati.	Totals.
Series won.....	0	0	0	0	0	0	0	0	0	0	0	0	0	0
Series lost.....	1	1	1	1	1	1	6	1	1	1	0	1	4	10
Series tied.....	0	0	0	0	0	0	0	0	0	0	1	0	1	1
Series unfinished.....	0	0	0	1	0	0	1	1	0	0	0	0	1	2
"Chicago" victories.....	1	0	0	0	0	0	1	0	0	0	0	1	1	2
"Chicago" defeats.....	0	0	0	1	0	0	1	1	0	0	0	1	2	3
Single figure victories.....	1	0	1	0	1	3	6	1	3	3	6	5	18	24
Single figure defeats.....	8	8	5	2	4	5	32	6	7	6	4	6	29	61
Double figure victories.....	1	0	1	3	3	1	9	2	0	1	0	0	3	12
Double figure defeats.....	2	5	5	6	4	3	25	2	2	2	2	1	9	34

The nearest the Louisvilles came to a series victory was in their series with the St. Louis club, which they tied; all the others they lost, they being "shut out" by the "Giants," with which club they lost thirteen successive games, one of which was thrown out.

The Club Management of 1894.

The management of the twelve League clubs in 1894 was, in but few instances, in advance of that of 1893 ; and in a minority of cases it was worse. The experience of the past season in the management of club teams, points out the indisputable fact that the majority of managers are blind to the folly of condoning drinking offences in the ranks, for one thing, and equally ignorant of the damaging effects, in lessening the reputable patronage of their grounds, of countenancing that phase of "hoodlumism" in teams known as "kicking against the decisions of umpires." Despite of the costly experience of the past five years in the countenancing of drunkards in the League ranks, we see, this season of 1895, club teams including players notorious for their old drunken habits. Why managers cannot perceive the folly of re-engaging such men is a mystery. No matter what their skill at the bat or in the field may be, their drinking habits, with the demoralizing effect on the teams at large which follows, more than offset the advantage of their alleged ability in the field. Despite this obvious fact, however, club officials—either presidents, directors or managers—still blunder on in having these drunkards on their teams, even after condoning their offences time and again, on the promise of reform, which in no single instance has ever taken place that I am aware of. But surpassing this folly, is that of engaging ugly and vicious tempered players for their teams, who are simply demoralizing agents in any team on which they are engaged. These ill-tempered fellows are not only death to necessary discipline, but they are sure to find occasions to form cliques in a team, which war against the best interests of the club at large, and are obnoxious in the extreme to the pennant winning rule of *playing for the side*, a rule as important to the success of a club team in a pennant race, as the reserve rule is to the life of the professional club business at large. Bad management of clubs involves a variety of blunders, not only in the running of the team without regard to business principles—sadly neglected by a majority of the League clubs in 1894—but especially in the making up of teams in the spring months, in which one blunder is conspicuous, viz., that of selecting players for each team without regard to their ability to play in *harmony together*, but solely by the records made in the unreliable table of averages of the past season, in which everything in the way of scoring figures tends to aid the mere record player and throws obstacles in the way of team work players' records. Another managerial blunder is shown in the

gathering together of a long list of signed players, with the view of selecting a strong team of a dozen players from the crowd for the serious work of the campaign. For instance, in the makeup of many of the League teams of 1894, the blunder of getting together six or eight pitchers and occupying the whole of the early part of the season's campaign in experiments with them was positive folly. It has never paid in a single instance. It was, in fact, death to the success of at least four League teams last season, Cincinnati in particular. Many of last year's team managers failed to realize the important fact that in testing the merits of pitchers in the spring season they need to be given a fair trial, and not dismiss them after the hasty judgment of their ability of a few games of trial. Pitchers need to be thoroughly tested before they are released, after engagement, and this testing process cannot at the shortest be done in less than a month's trial. No pitcher can do his best while in doubt all the while as to the result of a single day's play, on his engagement. Five pitchers are amply sufficient to begin a season with, and at most three catchers. But one of the greatest and most costly blunders in team management made in 1894 was that of encouraging "hoodlumism" by the countenancing of blackguard kicking, in defiance of the laws of the game, which presidents and directors, as well as managers and captains, were alike guilty of to a more or less extent. The rules of the game positively prohibit any player of a nine on the field from disputing any decision of the umpire except the captain, and he only in certain exceptional cases, and yet not only did captains of teams allow this rule to be violated in every game of the season, but they were openly countenanced in it by not only their managers, but in many cases by club presidents and directors. Under such circumstances is it any wonder that the season of 1894 stands on record as being marked by more disgraceful kicking, rowdy play, blackguard language and brutal play than that of any season since the League was organized? And all this was the result of a neglect of business principles in club management, and in the blunders in managing teams committed by incompetent managers and captains—an arraignment of the National League which we hope never to have to record again.

THE MONTHLY CAMPAIGNS.

THE APRIL CAMPAIGN.

The short April campaign of 1894 began on April 19th, on which date eight of the twelve clubs opened the season; New York losing at Baltimore, Brooklyn at Boston, Philadelphia at Washington, and Pittsburgh at St. Louis, rain preventing the games scheduled for Louisville and Cincinnati. On the 20th Chicago opened at Cincinnati with a defeat, as did Cleveland at Louisville. By the end of the month's campaign, on April 30th, the games played left the Boston, Cleveland and St. Louis clubs tied for first place in the month's record, with Philadelphia fourth, Baltimore fifth, and Pittsburgh sixth the second division clubs being headed by Cincinnati—tied with Pittsburgh for sixth place—and followed by Louisville, New York and Brooklyn tied for ninth position, Washington and Chicago, the latter club being a bad tail-ender with a record of eight defeats out of nine games played.

Here is the complete record of the thirteen days' campaign of the opening month of the season, fifty victories and as many defeats having been recorded :

THE APRIL RECORD.

CLUBS.	Won.	Lost.	Played.	Per cent.	CLUBS.	Won.	Lost.	Played.	Per cent.
Boston.....	6	2	8	.750	Cincinnati.....	4	4	8	.500
Cleveland.....	6	2	8	.750	Louisville.....	4	5	9	.444
St. Louis.....	6	2	8	.750	New York.....	3	5	8	.375
Philadelphia.....	6	3	9	.667	Brooklyn.....	3	5	8	.375
Baltimore.....	5	3	8	.625	Washington.....	2	7	9	.174
Pittsburgh.....	4	4	8	.500	Chicago.....	1	8	9	.111

It had been confidently expected that Boston would be in the lead and Cleveland not far off; but that St. Louis should be tied with both for the lead was a surprise. Philadelphia was in its anticipated place, but Baltimore was lower than the club officials had looked for, as also New York, while the fact that the tail-ender of 1893 led the Chicago "Colts" of 1894 was a disagreeable ending of the month's play for the Chicago cranks.

THE MAY CAMPAIGN.

The May campaign changed the relative positions of the twelve clubs materially. By May 31st, Pittsburgh had pulled up to the leading position, having won 18 out of 23 games; and while Cleveland had held its position fairly well, Baltimore had done better than Boston, and New York had won more games

than Brooklyn. Chicago, too, had rallied, while St. Louis had fallen off badly, as also Cincinnati and Louisville; the Washingtons winning but 4 games out of 23, that club ending the second month's campaign a bad tail-end in the figures of May.

Here is the record for May :

THE MAY RECORD.

CLUBS.				Per cent.	CLUBS.				Per cent.
	Won.	Lost.	Played.			Won.	Lost.	Played.	
Pittsburgh	18	5	23	.783	Brooklyn.....	12	11	23	.522
Cleveland.....	13	7	20	.684	Chicago.....	9	12	21	.429
Baltimore.....	12	6	18	.667	St. Louis.....	9	16	25	.360
Boston.....	14	8	22	.636	Cincinnati.....	7	13	20	.350
Philadelphia.....	12	7	19	.632	Louisville.....	6	14	20	.300
New York.....	13	11	24	.542	Washington.....	4	19	23	.174

The monthly record differs in its percentage figures from the pennant race record, as the latter gives the totals of the games played from April 19th, while the former gives the totals of each month's games only. A hundred and twenty-nine games, resulting in victories, were played in May, with, of course, the same number of defeats. Seven of the twelve clubs won more games than they lost.

THE JUNE CAMPAIGN.

The June campaign opened with Cleveland in the van in pennant race percentages, the other clubs in the the first division being the Pittsburgh, Baltimore, Philadelphia, Boston and Brooklyn clubs in order; New York leading the second division, followed by St. Louis, Cincinnati, Louisville, Chicago and Washington; the leader in the race having a percentage of .690, and the tail-ender .212, a difference in percentage figures of 478 points, showing a poorly contested race thus far. Only two Western clubs by this time remained in the first division, viz., Cleveland and Pittsburgh; New York and Washington being the two Eastern clubs in the second division. Baltimore overtook and passed Cleveland in the first week of the June campaign, and closed the month in the lead. Boston, too, rallied and pulled up in the race from fifth place on June 4th to second position by June 11th, and remained there to the end of the month. Brooklyn also took a jump from sixth place on June 18th to third position on June 29th; New York not getting out of the second division until the last of the month. In the meantime the two Western teams of Cleveland and Pittsburgh began to lose ground, and by the 21st of June they occupied fifth and sixth positions in the race, Cleveland leading their

rivals of Pittsburgh by 13 points. On the same date Philadelphia was in third place, but the "Phillies" fell off to fifth position by the end of the month. In victories won during June Brooklyn led with 18 games won out of 23 played, Baltimore being second with 20 victories and 6 defeats, and Boston third with 18 games won to 8 lost. On June 8th Washington had pushed Louisville into the last ditch, and also led Chicago; but the "Colts" got ahead of the "Senators" by the end of the month. On June 30th Baltimore held the lead in the pennant race with the percentage figures of .712 to Louisville's .255, a difference of 457 points, only one Western club being in the first division at the end of the month.

Here is the record of the June campaign, showing which club led in won games during the month.

THE JUNE RECORD.

CLUBS..					CLUBS.				
	Won.	Lost.	Played.	Per cent.		Won.	Lost.	Played.	Per cent.
Brooklyn.....	18	5	23	.789	Philadelphia.....	11	12	23	.478
Baltimore.....	20	6	26	.769	Cleveland.....	9	13	22	.409
Boston.....	18	8	26	.692	St. Louis.....	10	15	25	.406
New York.....	15	8	23	.636	Washington.....	9	15	24	.375
Pittsburgh.....	13	13	26	.500	Chicago.....	8	17	25	.320
Cincinnati.....	12	13	25	.480	Louisville.....	4	22	26	.154

It will be seen that out of the twelve clubs but four won more games than they lost, the Louisvilles ending the month's play with a record of but 4 games won out of 26 played, the poorest record of any single month of the season.

THE JULY CAMPAIGN.

The July campaign opened with the Baltimore and Boston clubs as apparent fixtures for the two leading positions, the "Orioles" leading the champions on July 5th by seven points only, viz., .679 to .672. On the 2d of July New York was sixth and Brooklyn third in the race. By July 5th, however, the "Giants" had jumped into third place, and Brooklyn had fallen back to sixth position. On the same date Baltimore, Boston and New York occupied the three leading positions, and though three more months of the season still remained, the other nine clubs were even then virtually out of the race, the only other point of interest left in the championship contest being that of the fight for the last three places in the first division, Pittsburgh being at that time the only Western club out of the second division. Of course, such a one-sided condition of things in the pennant race led to a falling off in the interest

in the championship contests, especially out West, where the clubs of that section lost patronage greatly, four of the six Western clubs being virtually out of the race as early as May, as far as winning the pennant was concerned. During July there were only two points of interest in the race outside of the fight for first place between the three leaders, viz., the struggle between the Brooklyn and Philadelphia clubs for fourth place in the race, and that between the Cleveland and Pittsburgh clubs to retain a place in the first division. Cleveland lost its position in the first division the first week in July, Pittsburgh on July 2d being in fourth place. By the 6th of that month the "Phillies" had overtaken them, and by the 9th the Pittsburghs were down to sixth place, the Clevelands then heading the second division. The "Pirates" then rallied and got ahead of Brooklyn, the latter being driven into the second division by July 17th, Cleveland rallying and getting among the six leaders again by the 18th of July, after which date they remained in that division to the close of the season. A feature of the July campaign among the six tail-end clubs was the close fight between Washington and Louisville on the edge of the last ditch. First one club would cross the goal line and make a touch-down—as the foot ball men have it—and then the other, Louisville being in eleventh place at the end of the month, while the "Senators" rolled about in the last ditch. When the July campaign ended Boston was in the van with the percentage figures of .659, Baltimore being second with .618, and New York third with .613. It looked at that time pretty sure for Boston.

Here is the record of the month's play, showing which club won the most games during July :

THE JULY RECORD.

CLUBS.	Won.	Lost.	Played.	Per cent.	CLUBS.	Won.	Lost.	Played.	Per cent.
New York.....	18	7	25	.720	Philadelphia.....	12	14	26	.462
Boston.....	16	9	25	.640	Baltimore.....	10	14	24	.417
Cleveland.....	18	11	29	.621	Pittsburgh.....	10	16	26	.385
Chicago.....	16	10	26	.615	St. Louis.....	10	17	27	.370
Cincinnati.....	16	11	27	.593	Brooklyn.....	9	16	25	.360
Louisville.....	13	15	28	.464	Washington.....	8	16	24	.331

But five clubs out of the twelve won more games than they lost during the July campaign, but there was a little improvement shown in the difference of percentage points between the leader and tail-ender, the figures being .363. The Baltimores

made the poorest record in July for a month's campaign of any they made during the season ; while New York made the best show of any one of their four months' campaigns up to the close of July. Chicago also made their best monthly record in July, likewise Cincinnati and Louisville.

THE AUGUST CAMPAIGN.

Baltimore rallied in fine style in August, that club winning 22 out of 29 games that month, while New York won 20 out of 28 ; but Boston won only 15 out of 25, Philadelphia pulling up with 19 out of 29. Chicago also won a majority of their August games, these being the only clubs of the twelve which won more games during the month than they lost. When the August campaign opened the first division clubs included Boston, Baltimore, New York, Cleveland, Pittsburgh and Brooklyn, the "Phillies" being in the second division ; but the latter soon took Brooklyn's place and sent them to seventh place in the race. But before the first week of the month had ended, Brooklyn replaced Pittsburgh in the first division. The " Pirates," however rallied and drove their Eastern opponents back again ; Brooklyn ending the month in sixth place, and after that the " Pirates " remained at the head of the second division to the finish. The 31st of August saw the first division clubs fixed for the season, as far as first and sixth places in the race were concerned, the interesting point in the month's campaign being the struggle between the New York and Boston clubs for second place and that between Brooklyn and Philadelphia for fourth position. There was but one Western club in the first division at the end of August, the other five staying in the second division to the finish, a result that was ruinous to the financial interests of the Western clubs, and to a large extent to the clubs of the East, all of which clubs played to "small houses" out West, especially at Louisville, the cranks of "Breckinridgeville" being disgusted with their local club team during the last three months of the season.

Here is the record of the August campaign, showing each club's victories and defeats for August :

THE AUGUST RECORD.

CLUBS.	Won.	Lost.	Played.	Per cent.	CLUBS.	Won.	Lost.	Played.	Per cent.
Baltimore.....	22	7	29	.759	Washington.....	13	14	27	.481
New York.....	20	8	28	.714	St. Louis.....	9	13	22	.409
Philadelphia.....	19	10	29	.655	Cleveland.....	9	15	24	.375
Boston.....	15	10	25	.600	Pittsburgh.....	8	16	24	.333
Chicago.....	15	12	27	.556	Cincinnati.....	7	19	26	.269
Brooklyn.....	14	14	28	.500	Louisville.....	5	18	23	.217

It will be seen that August was a bad month for the Boston champions, while it was the very reverse for the Chicago "Colts," the latter making their best monthly record in August. The difference in percentage points between the leader and the tail-ender at the close of the August campaign was 355 points, the best of the season to that date. Still the figures showed a comparatively poor race, several of the minor league races being more evenly contested. Cleveland and Pittsburgh were behind Washington in percentage of victories during the August campaign, the latter making their best monthly record in August, thereby escaping their old place in the last ditch.

THE SEPTEMBER CAMPAIGN.

Baltimore virtually had the pennant in their hands the first week of the September campaign, the only point of interest in the race left at that time being the struggle for second place between New York and Boston; all of the other clubs had long been practically out of the race, a result which involved considerable loss for the majority of the twelve League clubs. This state of things in the major league pennant race is the result of the selfish policy of a minority in trying to monopolize the cream of the playing element in the League ranks without regard to the saving clause of the League organization, the principle of "*One for all and all for one,*" the very essence of the plan of running the League on true business principles.

During September the Brooklyn club tried their best to oust the "Phillies" out of fourth place, while the Clevelands worked hard to take Brooklyn's position in fifth place, but both clubs failed in their projects. Up to September 6th the "Giants" tried in vain to send the Bostons down to third place, but it was not until the 7th of September that they were able to oust the champions out of second place in the race, and when they did so they kept them out to the finish, the champions failing to rally after they had lost the position. It was a close fight, however, as on September 10th New York led Boston in percentage of victories by only 3 points, viz., .655 to .652, Baltimore leading at that date with .684. By September 19th, however, the Bostons had got down to .631, and New York's figures were .667, with "the country safe." Boston's lowest score in percentage figures for the month was reached on September 25th, when they touched .623. By that time the places in the first division were all settled, and all of those in the second division also, except Cincinnati and St. Louis. On September 29th Cincinnati led St. Louis by the percentage figures of .424

to .415, but two victories by St. Louis over Washington, against a drawn game by Cincinnati with Cleveland on the 30th, gave St. Louis the lead by .424 to .419, and Comiskey's "Reds" had to finish in tenth position, beaten in the race by Von der Ahe's "Browns," a galling fact for the Cincinnati cranks.

Here is the month's record of victories and defeats in September:

THE SEPTEMBER RECORD.

CLUBS.					CLUBS.				
	Won.	Lost.	Played.	Per cent.		Won.	Lost.	Played.	Per cent.
Baltimore.....	20	3	23	.870	Philadelphia.....	13	12	25	.520
New York.....	20	6	26	.769	St. Louis.....	11	13	24	.458
Boston.....	14	11	25	.560	Cincinnati.....	10	16	26	.385
Cleveland.....	13	11	24	.542	Chicago.....	9	17	26	.346
Brooklyn.....	14	12	26	.538	Washington.....	8	16	24	.333
Pittsburgh.....	12	11	23	.522	Louisville.....	5	21	26	.192

The appended summary shows the progress of each club from the opening to the close of the season, as also in what month each club made its best and worst record during the championship campaign:

SUMMARY OF VICTORIES AND DEFEATS.

CLUBS.	April.		May.		June.		July.		August.		September.		The Finish.	
	W.	L.	W.	L.	W.	L.	W.	L.	W.	L.	W.	L.	W.	L.
Baltimore.....	5	3	12	6	20	6	10	14	22	7	20	3	89	39
New York.....	3	5	13	11	15	8	18	7	20	8	20	6	88	44
Boston.....	6	2	14	8	18	8	16	9	15	10	14	11	83	49
Philadelphia...	6	3	12	7	11	12	12	14	19	10	13	12	71	56
Brooklyn.....	3	5	12	11	18	5	9	16	14	14	14	12	70	61
Cleveland.....	6	2	13	7	9	13	18	11	9	15	13	11	68	61
Pittsburgh.....	4	4	18	5	13	13	10	16	8	16	12	11	65	65
Chicago.....	1	8	9	12	8	17	16	10	15	12	9	17	57	75
St. Louis.....	6	2	9	16	10	15	10	17	9	13	11	13	56	76
Cincinnati.....	4	4	7	13	12	13	16	11	7	19	10	16	54	75
Washington....	2	7	4	19	9	15	8	16	13	14	8	16	45	87
Louisville.....	4	5	6	14	4	22	13	15	5	18	5	21	36	94
Totals.....	50	50	129	129	147	147	156	156	156	156	149	149	782	782

MONTHLY RECORD OF PERCENTAGE.

The following table shows the monthly record of percentage of victories in the campaign from April to September.

1894.	April.	May.	June.	July.	August.	Sep- tember.
Baltimore625	.654	.712	.618	.657	.695
New York.....	.375	.500	.564	.613	.639	.667
Boston.....	.750	.645	.667	.659	.645	.629
Philadelphia.....	.667	.643	.569	.526	.562	.559
Brooklyn.....	.375	.500	.623	.545	.533	.534
Cleveland.....	.750	.679	.549	.575	.529	.527
Pittsburgh.....	.500	.710	.614	.531	.491	.500
Chicago.....	.111	.333	.327	.430	.458	.432
St. Louis.....	.750	.455	.431	.412	.411	.421
Cincinnati.....	.500	.393	.434	.488	.434	.419
Washington.....	.222	.188	.281	.296	.343	.341
Louisville.....	.444	.345	.255	.325	.302	.277

It will be seen that in percentage figures of each month's play, Boston, Cleveland and St. Louis were tied in April. In May, Pittsburgh, Cleveland and Baltimore led. In June, Baltimore, Boston and Brooklyn were in the van. In July, the three leaders were Boston, Baltimore and New York. In August, also, the same three were nearest the goal, and September saw Baltimore carrying off the pennant, followed by New York and Boston.

THE CAMPAIGN RECORD OF 1894.

We introduce in the GUIDE for 1895 a new and important record, which shows, at a glance almost, the total score of each championship game *won*, *lost* and *drawn* from April 19th to September 30th, inclusive, and also gives the names of the pitchers who were credited with pitching in a victory, or charged with pitching in a defeat. The record of each month's campaign, too, is given, with the position in the pennant race each of the twelve clubs occupied at the close of each month's campaign of the six comprising the championship season. This record in full will be found to be the most complete table of the statistics of the League season yet published in the GUIDE series, and especially valuable as a reference record.

THE APRIL RECORD.

The League championship season of 1894 began on April 19th and ended on September 30th, the April campaign opening at Boston, Baltimore, Washington and St. Louis on the 19th, at Cincinnati and Louisville on the 20th, and at Philadelphia and Brooklyn on the 21st, while the opening games at New York, Pittsburgh and Chicago were not played until the 24th, 25th and 28th of April respectively, and not at Cleveland

until May 3d. Fifty games were played in April, the twelve clubs of the two divisions of the League being engaged in playing their respective home-and-home series. Here is the complete record of the April campaign, showing the pitchers of each side and the total score of each contest of the month :

Date.	Contesting Clubs.	City.	Pitchers.	Score.
April 19	Boston vs. Brooklyn.....	Boston.....	Stivetts..... Kennedy	13-2
" 19	Baltimore vs. New York..	Baltimore....	McMahon..... Rusie	8-3
" 19	Washington vs. Phila'lp'ia	Washington.	Esper..... Weyhing	4-2
" 19	St. Louis vs. Pittsburgh..	St. Louis...	Breitenstein... Killen	11-3
" 20	Baltimore vs. New York..	Baltimore....	Mullane..... Clark	12-6
" 20	Philadelphia vs. Washi'g'n	Washington.	Taylor..... Stephens	9-8
" 20	Cincinnati vs. Chicago...	Cincinnati...	Parrott... Hutchinson	10-6
" 20	Louisville vs. Cleveland..	Louisville...	Menafee..... Young	10-3
" 21	Boston vs. Brooklyn.....	Brooklyn....	Nichols..... Stein	3-0
" 21	Baltimore vs. New York..	Baltimore....	Inks..... Westervelt	4-3
" 21	Philadelphia vs. Washi'g'n	Philadelphia	Carsey..... Esper	10-2
" 21	Cincinnati vs. Chicago...	Cincinnati..	Chamberlain... Abbey	8-0
" 21	Cleveland vs. Louisville..	Louisville...	Cuppy..... Hemming	5-1
" 21	Pittsburgh vs. St. Louis..	St. Louis...	Gumbert..... Gleason	7-2
" 22	Cincinnati vs. Chicago...	Cincinnati...	Dwyer..... McGill	5-4
" 22	Cleveland vs. Louisville..	Louisville...	Clarkson..... Kilroy	3-2
" 23	Boston vs. Brooklyn.....	Brooklyn....	Lovett..... Daub	7-4
" 23	Philadelphia vs. Washi'g'n	Washington.	Weyhing... Stockdale	8-4
" 23	St. Louis vs. Pittsburgh..	St. Louis....	Breitenstein... Ehret	4-3
" 24	Baltimore vs. Boston.....	Baltimore....	McMahon..... Stivetts	15-3
" 24	Washington vs. New York	Washington.	Petty..... Rusie	6-3
" 24	Philadelphia vs. Brooklyn	Brooklyn....	Carsey..... Korwan	22-5
" 24	Cleveland vs. Cincinnati..	Cincinnati...	Young..... Parrott	1-0
" 24	Louisville vs. Pittsburgh..	Pittsburgh..	Menafee..... Nicol	7-3
" 24	St. Louis vs. Chicago....	Chicago....	A. Clarkson... McGill	9-5
" 25	New York vs. Washington	Washington.	German..... Maul	14-5
" 25	Brooklyn vs. Philadelphia	Brooklyn....	Stein..... Taylor	8-2
" 25	Boston vs. Baltimore....	Baltimore....	Nichols..... Mullane	6-3
" 25	Cleveland vs. Cincinnati..	Cincinnati...	Cuppy.. Chamberlain	12-6
" 25	Pittsburgh vs. Louisville..	Louisville...	Gumbert... Hemming	2-1
" 25	St. Louis vs. Chicago....	Chicago....	Hawley... Hutchinson	13-3
" 26	New York vs. Washington	Washington.	Meekin... Stockdale	7-5
" 26	Philadelphia vs. Brooklyn	Brooklyn....	Weyhing... Sharrott	13-3
" 26	Boston vs. Baltimore....	Baltimore....	Staley..... Brown	13-7
" 26	Cleveland vs. Cincinnati..	Cincinnati...	Clarkson..... Cross	12-4
" 26	Pittsburgh vs. Louisville..	Louisville...	Killen..... Kilroy	3-1
" 26	St. Louis vs. Chicago....	Chicago....	Gleason..... Abbey	10-4
" 27	No games scheduled.....
" 28	New York vs. Baltimore..	New York...	Rusie..... McMahon	9-6
" 28	Brooklyn vs. Washington.	Washington.	Stein..... Petty	10-9
" 28	Philadelphia vs. Boston..	Philadelphia	Carsey..... Stivetts	14-3
" 28	St. Louis vs. Cleveland...	St. Louis...	Breitenstein... Young	7-1
" 28	Cincinnati vs. Pittsburgh.	Cincinnati...	Parrott..... Terry	10-5
" 28	Chicago vs. Louisville....	Louisville...	McGill..... Menafee	2-1
" 29	Cleveland vs. St. Louis..	St. Louis....	Cuppy... A. Clarkson	5-2
" 29	Louisville vs. Chicago....	Louisville...	Hemming..... McGill	8-3
" 30	Baltimore vs. New York..	New York...	Mullane..... German	10-6
" 30	Brooklyn vs. Washington.	Washington.	Castright..... Mercer	15-10
" 30	Boston vs. Philadelphia..	Philadelphia	Nichols... Weyhing*	6-5
" 30	Pittsburgh vs. Cincinnati.	Cincinnati...	Nicol... Chamberlain	15-6
" 30	Louisville vs. Chicago....	Louisville...	Stratton..... McGill	8-2

* Ten innings.

The record showing the total victories and defeats scored by each of the twelve clubs during the April campaign is as follows. The names are given in the order of the percentage of victories scored in the pennant race:

APRIL PENNANT RACE RECORD.

CLUBS.	Victories.	Defeats.	Played.	Per cent.	CLUBS.	Victories.	Defeats.	Played.	Per cent.
Boston.....	6	2	8	.750	Cincinnati.....	4	4	8	.500
Cleveland.....	6	2	8	.750	Louisville.....	4	5	9	.444
St. Louis.....	6	2	8	.750	New York.....	3	5	8	.375
Philadelphia.....	6	3	9	.667	Brooklyn.....	3	5	8	.375
Baltimore.....	5	3	8	.625	Washington.....	2	7	9	.222
Pittsburgh.....	4	4	8	.500	Chicago.....	1	8	9	.111

Fifty games were played from April 19th to April 30th, inclusive. None were drawn or forfeited.

The first month of the championship campaign, short as it was, was marked by the largest attendance for the month of April known in the history of the League, an aggregate of 188,509 people patronizing the twenty-five games played in the East and 82,719 for the twenty-five played in the West. The largest aggregate attendance on a single day was 45,332 on April 21st, on which date 40,324 people patronized the three games played at Brooklyn, Philadelphia and Baltimore, and 5,008 the three games played at Cincinnati, St. Louis and Louisville. Though three Western clubs occupied positions in the first division—Cleveland and St. Louis tying Boston for first place—the attendance in the West, as will be seen above, did not compare with that at the three games in the East, the terribly hard times out West greatly affecting everything in the amusement line in the Western League club cities.

Boston, Cleveland and St. Louis started off well in the pennant race in April, these three clubs ending the April campaign tied for first place; with the "Phillies" a good fourth, Baltimore fifth, and Pittsburgh and Cincinnati tied for sixth position, Louisville being eighth, with New York and Brooklyn tied for ninth place, and Washington on the edge of the last ditch, the Chicago "Colts" being last on the list, they having won but one game out of nine played during the opening month of the season. During April the clubs of the two sections took part in their first home-and-home series, this series of games lasting into May.

THE MAY CAMPAIGN RECORD.

The following is the complete record of the campaign of May, which proved to be a very interesting one:

THE MAY RECORD.

Date.	Contesting Clubs.	City.	Pitchers.	Score.
May 1	New York vs. Baltimore....	New York..	Meekin...McMahon	7-4
" 1	Brooklyn vs. Washington...	Washington	Sharrott., Stephens	2-1
" 1	Boston vs. Philadelphia....	Philadelphia	Lovett.....Carsey	7-3
" 1	Pittsburgh vs. Cincinnati...	Cincinnati..	Killen.....Parrott	7-6
" 1	Cleveland vs. St. Louis.....	St. Louis....	Clarkson...Gleason	7-0
" 2	Washington vs. Boston.....	Washington	Maul.....Stivetts	6-4
" 2	Baltimore vs. Brooklyn.....	Baltimore..	Brown.....Stein	8-2
" 2	Philadelphia vs. New York..	New York..	Taylor.....Rusie	7-5
" 3	Boston vs. Washington.....	Washington	Nichols.....Esper	10-8
" 3	Philadelphia vs. New York..	New York..	Weyh'g..Westervelt	7-4
" 3	Baltimore vs. Brooklyn.....	Baltimore..	Mullane..Gastright	8-3
" 3	Pittsburgh vs. St. Louis....	Pittsburgh..	Gumbert..Breit'nst'n	6-2
" 3	Cleveland vs. Louisville....	Cleveland..	Young....Menafee	7-2
" 4	Boston vs. Washington.....	Washington	Stivetts...Stephens	15-5
" 4	New York vs. Philadelphia..	New York..	Rusie.....Haddock	6-4
" 4	Baltimore vs. Brooklyn.....	Baltimore..	McMahon..Sharrott	12-8
" 4	Cleveland vs. Louisville....	Cleveland..	Cuppy....Hemming	8-4
" 4	Pittsburgh vs. St. Louis....	Pittsburgh..	Nicol...A. Clarkson	10-9
" 4	Chicago vs. Cincinnati.....	Chicago....	McGill....Dwyer	6-3
" 5	New York vs. Boston.....	New York..	Westervelt..Lovett	5-2
" 5	Brooklyn vs. Philadelphia..	Philadelphia	Daub.....Carsey	4-3
" 5	Baltimore vs. Washington..	Washington	Brown.....Mercer	9-2
" 5	Pittsburgh vs. St. Louis....	St. Louis....	Killen.....Hawley	6-5
" 6	Cincinnati vs. Chicago.....	Chicago....	Chamberlain..Camp	6-6
" 7	Boston vs. New York.....	New York..	Nichols.....Rusie	1-0
" 7	Philadelphia vs. Brooklyn..	Philadelphia	Weyhing..Gastright	7-5
" 7	Baltimore vs. Washington..	Washington	Mullane.....Maul	17-0
" 7	Cincinnati vs. Pittsburgh...	Pittsburgh..	Parrott...Gumbert	17-6
" 7	St. Louis vs. Louisville....	Louisville..	Breitenst'n..Stratton	8-6
" 7	Cleveland vs. Chicago.....	Cleveland..	Young.....McGill	7-1
" 8	New York vs. Boston.....	New York..	Meekin....Stivetts	16-7
" 8	Philadelphia vs. Brooklyn..	Philadelphia	Haddock....Daub	18-5
" 8	Baltimore vs. Washington..	Baltimore..	Inks.....Petty	11-5
" 8	Cleveland vs. Chicago.....	Cleveland..	Cuppy.....Camp	18-3
" 8	St. Louis vs. Louisville....	Louisville..	Hawley....Menafee	5-4
" 8	Pittsburgh vs. Cincinnati...	Pittsburgh..	Ehret.....Dwyer	6-5
" 9	Brooklyn vs. Boston.....	Brooklyn....	Kennedy...Lovett	7-3
" 9	Baltimore vs. Washington..	Washington.	McMa'on..Stockdale	12-6
" 9	Pittsburgh vs. Cincinnati...	Pittsburgh..	Gumbert..Chamb'l'n	11-3
" 9	Cleveland vs. Chicago.....	Cleveland..	Clarkson...McGill	4-1
" 9	Louisville vs. St. Louis....	Louisville..	Hemming...Gleason	6-3
" 10	New York vs. Washington..	New York..	Rusie.....Mercer	6-2
" 10	Boston vs. Brooklyn.....	Boston....	Nichols.....Stein	7-1
" 10	Philadelphia vs. Baltimore..	Baltimore..	Taylor.....Mullane	9-3
" 10	Cleveland vs. Pittsburgh....	Pittsburgh..	Young.....Killen	2-1
" 10	Cincinnati vs. St. Louis....	Cincinnati..	Parrott....Hawley	18-9
" 11	New York vs. Washington..	Washington.	Westervelt...Petty	5-4
" 11	Philadelphia vs. Baltimore..	Baltimore..	Carsey....Horer	12-7
" 11	Pittsburgh vs. Cleveland...	Pittsburgh..	Ehret.....Cuppy	7-6
" 11	Chicago vs. Louisville.....	Chicago....	Griffith...Stratton	4-2
" 12	New York vs. Washington..	New York..	Meekin...Stockdale	5-2
" 12	Brooklyn vs. Boston.....	Boston.....	Kennedy...Stivetts	8-2
" 12	Baltimore vs. Philadelphia..	Baltimore..	Brown....Callahan	8-3
" 12	Pittsburgh vs. Cleveland....	Pittsburgh..	Killen....Clarkson	8-5

|| Forfeited.

THE MAY RECORD—Continued.

Date.	Contesting Clubs.	City.	Pitchers.	Score.
May 12	Cincinnati vs. St. Louis....	Cincinnati..	Parrott, Breitenst'n	5-0
" 12	Chicago vs. Louisville.....	Chicago	Hutch's'n..Hemm'g	6-5
" 13	Chicago vs. Louisville.....	Chicago	McGill.....Kilroy	14-12
" 13	Cincinnati vs. St. Louis....	Cincinnati..	Dwyer.....Gleason	7-3
" 14	Philadelphia vs. New York..	Philadelphia	Carsey.....Rusie†	5-4
" 14	Brooklyn vs. Washington...	Brooklyn....	Gastright...Mercer	14-7
" 14	Baltimore vs. Boston.....	Boston.....	McMahon..Nichols	16-5
" 14	Pittsburgh vs. Chicago.....	Pittsburgh..	Gumbert....Abbey	6-3
" 14	Cincinnati vs. Louisville....	Cincinnati..	Parrott....Whitrock	12-7
" 14	Cleveland vs. St. Louis....	Cleveland...	Young, Breitenstein	7-3
" 15	Baltimore vs. Boston.....	Boston.....	Stopped by fire (3in)	3-3
" 15	Philadelphia vs. New York..	Philadelphia	Taylor....Westervelt	10-4
" 15	Brooklyn vs. Washington...	Brooklyn...	Stein.....Petty	16-7
" 15	Cleveland vs. St. Louis....	Cleveland...	Cuppy..A. Clarkson	7-0
" 15	Chicago vs. Pittsburgh.....	Pittsburgh..	Griffith.....Ehret	6-2
" 16	Boston vs. Baltimore.....	Boston.....	Lovett.....Mullane	10-8
" 16	Philadelphia vs. New York..	Philadelphia	Haddock...Meekin	10-1
" 16	Brooklyn vs. Washington...	Brooklyn...	Daub.....Mercer*	3-2
" 16	Pittsburgh vs. Chicago.....	Pittsburgh..	Killen.....McGill	2-0
" 16	Cleveland vs. St. Louis....	Cleveland...	Clarkson...Gleason	5-0
" 16	Louisville vs. Cincinnati....	Cincinnati..	Hemming....Dwyer	9-7
" 17	New York vs. Brooklyn....	Brooklyn...	Rusie.....Kennedy	6-4
" 17	Boston vs. Philadelphia....	Philadelphia	Nichols.....Carsey	4-3
" 17	Baltimore vs. Washington...	Baltimore...	Hawke.....Petty	10-2
" 18	Brooklyn vs. New York....	New York...	Stein.....German	16-7
" 18	Philadelphia vs. Boston....	Philadelphia	Taylor....Stivets*	5-4
" 19	New York vs. Brooklyn....	Brooklyn...	Meekin.....Daub*	3-3
" 19	Philadelphia vs. Boston....	Philadelphia	Haddock....Staley	8-7
" 19	Baltimore vs. Washington...	Baltimore...	McMahon...Mercer	7-5
" 19	St. Louis vs. Cincinnati....	St. Louis....	Breitenstein.Parrott	5-2
" 19	Cleveland vs. Chicago.....	Chicago	Young.....Griffith	9-5
" 20	St. Louis vs. Cincinnati....	St. Louis...	Hawley..Ch'mb'l'n*	4-3
" 20	Cincinnati vs. St. Louis....	St. Louis...	Dwyer..A. Clarkson	7-1
" 21	Boston vs. New York.....	Boston.....	Nichols..Westervelt	3-0
" 21	Pittsburgh vs. Chicago.....	Chicago	Killen.....McGill	11-10
" 21	Cincinnati vs. Cleveland....	Cleveland...	Parrott.....Young	2-1
" 22	Boston vs. New York.....	Boston.....	Lovett.....Rusie	3-2
" 22	Chicago vs. Pittsburgh.....	Chicago	Griffith.....Ehret	7-6
" 22	St. Louis vs. Louisville....	St. Louis....	Gleason....Kilroy	6-4
" 23	New York vs. Boston.....	Boston.....	Meekin.....Staley	12-4
" 23	Brooklyn vs. Baltimore....	Baltimore...	Kennedy...Mullane	5-1
" 23	Pittsburgh vs. Chicago....	Chicago	GumbertHutch's'n	10-9
" 23	Louisville vs. St. Louis....	St. Louis...	Hemming...Hawley	4-3
" 24	Pittsburgh vs. Cleveland....	Cleveland...	Ehret.....Young	6-5
" 24	Louisville vs. Cincinnati....	Louisville ..	Menafee....Parrott	6-0
" 24	Chicago vs. St. Louis.....	Chicago	Hutch'son Breit's't'n	3-1
" 25	New York vs. Brooklyn....	Brooklyn...	Rusie.....Kennedy	12-6
" 25	Boston vs. Washington....	Boston.....	Nichols....Maul	10-2
" 25	Cleveland vs. Pittsburgh...	Cleveland ..	Clarkson....Killen	5-2
" 26	New York vs. Brooklyn....	New York...	Meekin.....Stein	8-7
" 26	Boston vs. Washington....	Boston.....	Lovett....Mercer	10-8
" 26	Baltimore vs. Philadelphia..	Philadelphia	Inks.....Taylor	5-5
" 26	Pittsburgh vs. Cleveland...	Cleveland ..	Ehret.....Cuppy	12-3
" 26	St. Louis vs. Chicago.....	Chicago	Breitenstein.Griffith	9-8

* Ten innings.

† Eleven innings.

|| Forfeited.

THE MAY RECORD—Continued.

Date.	Contesting Clubs.	City.	Pitchers.	Score.
May 26	Louisville vs. Cincinnati....	Louisville ..	Knell Parrott	5-2
" 27	St. Louis vs. Chicago.....	St. Louis ...	Hawley McGill	3-2
" 27	Louisville vs. Cincinnati....	Cincinnati...	Hemming... Dwyer	6-5
" 28	Boston vs. Washington.....	Boston	Staley..... Petty	18-12
" 28	Pittsburgh vs. Louisville....	Pittsburgh..	Gumbert .. Menafee	4-2
" 28	Pittsburgh vs. Louisville....	Pittsburgh..	Killen Stratton	11-6
" 29	New York vs. Cleveland....	New York..	Meekin..... Young	2-0
" 29	Philadelphia vs. Chicago....	Philadelphia	Taylor. Hutchinson	14-7
" 29	Washington vs. Louisville..	Washington.	Mercer .. Hemming	12-2
" 29	St. Louis vs. Brooklyn.....	Brooklyn ...	Breit'stein. Kennedy	9-8
" 29	Pittsburgh vs. Baltimore....	Pittsburgh..	Ehret.... McMahon	3-2
" 30	New York vs. Cleveland....	New York..	Rusie..... Cuppy	2-1
" 30	Brooklyn vs. St. Louis.....	Brooklyn ...	Stein... A. Clarkson	6-2
" 30	Washington vs. Louisville..	Washington.	Petty..... Knell	7-3
" 30	Boston vs. Cincinnati.....	Boston	Lovett..... Parrott	13-10
" 30	Chicago vs. Philadelphia....	Philadelphia	McGill.... Haddock	12-4
" 30	Boston vs. Cincinnati.....	Boston	Nichols. Chamberl'n	20-11
" 30	Washington vs. Louisville..	Washington.	Maul..... Kilroy	14-9
" 30	Brooklyn vs. St. Louis.....	Brooklyn ...	Daub..... Hawley	5-2
" 30	Chicago vs. Philadelphia....	Philadelphia	Griffith ... Weyhing	12-6
" 30	Cleveland vs. New York....	New York..	Clarkson.. German†	3-2
" 31	Baltimore vs. Cincinnati....	Baltimore...	Mullane.... Dwyer	7-1
" 31	Brooklyn vs. Chicago	Brooklyn ...	Kennedy.... Terry	5-3
" 31	Pittsburgh vs. Washington	Washington.	Killen..... Esper	15-4
" 31	St. Louis vs. New York.....	New York..	Breit'stein West'velt	6-2

* Eleven innings.

During the May campaign the first home-and-home series was completed, and the first West vs. East series commenced.

The record showing the relative positions of the twelve clubs up to the close of the May campaign, as also the number of games won and lost by each club during May, is as follows :

THE MAY PENNANT RACE RECORD.

CLUBS.	Won.	Lost.	Played.	Per cent.	CLUBS.	Won.	Lost.	Played.	Per cent.
Pittsburgh	22	9	31	.710	Brooklyn	15	15	30	.500
Cleveland	19	9	28	.679	St. Louis.....	15	18	33	.455
Baltimore	17	9	26	.654	Cincinnati	11	17	28	.393
Boston	20	11	31	.645	Louisville.....	10	19	29	.345
Philadelphia	18	10	28	.643	Chicago.....	10	20	30	.333
New York.....	16	16	32	.500	Washington.....	6	26	32	.188

Three games were drawn during May ; one was forfeited ; one protested ; and one stopped by fire.

During May the Pittsburghs pulled up to the head of the first division, with the percentage figures of .710, Cleveland being second with .679, and Baltimore third with .654 ; Boston,

Philadelphia and New York following in order—Brooklyn being tied with New York for sixth place. Baltimore had pulled up ahead of Boston, while Philadelphia fell off, as did St. Louis and Cincinnati, both of the latter clubs retiring to the second division, while Washington allowed the April tail-enders to push them into the last ditch, and it was not until August 23d that they got out of it.

THE JUNE CAMPAIGN RECORD.

The month's record of the June campaign shows that several important changes were made in the relative positions of the majority of the twelve clubs in the race, the record being as follows :

THE JUNE RECORD.

Date.	Contesting Clubs.	City.	Pitchers.	Score.
June 1	Washington vs. Pittsburgh.	Washington.	Mercer... Gumbert	10-5
" 1	Baltimore vs. Cincinnati....	Baltimore...	Hawke... Chambl'n	9-8
" 1	Brooklyn vs. Chicago.....	Brooklyn...	Gastright... Griffith	5-0
" 1	Philadelphia vs. Louisville..	Philadelphia	Taylor... Menafee	10-3
" 1	Cleveland vs. Boston.....	Boston.....	Young..... Stivetts	22-8
" 1	St. Louis vs. New York....	New York..	A. Clarkson... Rusie	5-1
" 2	St. Louis vs. New York....	New York..	Hawley... Meekin	2-2
" 2	Boston vs. Cleveland.....	Boston.....	Nichols... Clarkson	11-10
" 2	Philadelphia vs. Louisville..	Philadelphia	Weyhing... Hemm'g	11-0
" 2	Baltimore vs. Cincinnati....	Baltimore...	McMahon... Parrott	13-6
" 2	Washington vs. Pittsburgh..	Washington.	Maul..... Ehret	11-6
" 2	Brooklyn vs. Chicago.....	Brooklyn...	Stein..... Abbey	1-0
" 3	No games scheduled.
" 4	Cincinnati vs. New York....	New York..	Dwyer..... German	8-4
" 4	Pittsburgh vs. Boston.....	Boston.....	Killen..... Staley	7-4
" 4	St. Louis vs. Philadelphia..	Philadelphia	Breitenstein.. Taylor	3-2
" 4	Washington vs. Cleveland..	Washington.	Petty..... Cuppy	8-5
" 4	Baltimore vs. Chicago.....	Baltimore...	Hawke..... McGill	12-4
" 4	Brooklyn vs. Louisville....	Brooklyn...	Daub..... Knell	18-4
" 5	New York vs. Cincinnati....	New York..	Meekin.. Chamberl'n	10-6
" 5	Brooklyn vs. Louisville....	Brooklyn...	Kennedy.. Menafee	5-4
" 5	Boston vs. Pittsburgh.....	Boston.....	Nichols... Gumbert	7-3
" 5	Baltimore vs. Chicago.....	Baltimore...	McMh'n Hutchin'n*	8-5
" 5	Cleveland vs. Washington..	Washington.	Young..... Mercer	9-6
" 5	St. Louis vs. Philadelphia..	Philadelphia	Hawley... Weyhing	7-3
" 6	Pittsburgh vs. Boston.....	Boston.....	Colcolough.. Lampe	27-11
" 7	Pittsburgh vs. Brooklyn....	Brooklyn...	Gumbert... Gastr'tt	13-13
" 7	New York vs. Chicago.....	New York..	Westervelt... Terry	8-7
" 7	Philadelphia vs. Cleveland..	Philadelphia	Taylor.... Clarkson	6-0
" 7	Boston vs. St. Louis.....	Boston.....	Nichols.. Breitenst'n	18-7
" 7	Washington vs. Cincinnati..	Washington.	Maul..... Parrott	8-3
" 7	Baltimore vs. Louisville....	Baltimore...	Inks..... Hemming	7-4
" 8	New York vs. Chicago.....	New York..	Rusie..... McGill	3-0
" 8	Brooklyn vs. Pittsburgh....	Brooklyn..	Kennedy... Ehret	2-1
" 8	Boston vs. St. Louis.....	Boston.....	Stivetts.. A. Clarkson	12-6
" 8	Baltimore vs. Louisville....	Baltimore..	Hawke..... Stratton	14-2
" 8	Washington vs. Cincinnati..	Washington.	Esper..... Dwyer	9-6

* Ten innings. || Forfeited.

THE JUNE RECORD—Continued.

Date.	Contesting Clubs.	City.	Pitchers.	Score.
June 8	Cleveland vs. Philadelphia..	Philadelphia	Young... Weyhing	4-1
" 9	Boston vs. St. Louis.....	Boston.....	Nichols..Breit'nstein	12-8
" 9	Philadelphia vs. Cleveland..	Philadelphia	Taylor.....Fischer	9-1
" 9	Baltimore vs. Louisville....	Baltimore..	McMahon..Menafee	7-5
" 9	Brooklyn vs. Pittsburgh....	Brooklyn...	Daub.....Killen	14-5
" 9	Cincinnati vs. Washington..	Washington.	Chamberlain..Petty	8-3
" 9	Chicago vs. New York.....	New York...	Hutchinson..Meekin	10-9
" 10	No games scheduled.....
" 11	New York vs. Louisville....	New York...	Rusie.... Hemming	8-3
" 11	Boston vs. Chicago.....	Boston.....	Stivetts.... Terry	15-14
" 11	Philadelphia vs. Pittsburgh.	Philadelphia	Weyhing.... Killen	7-4
" 11	Brooklyn vs. Cincinnati....	Brooklyn...	Stein.....Dwyer	12-11
" 11	St. Louis vs. Washington...	Washington.	A. Clarkson..Mault	3-2
" 11	Cleveland vs. Baltimore....	Baltimore...	Young..... Brown	9-7
" 12	New York vs. Louisville....	New York...	Meekin..... Knell	4-1
" 12	Philadelphia vs. Pittsburgh.	Philadelphia	Taylor..... Ehret	17-1
" 12	Boston vs. Chicago.....	Boston.....	Nichols..... McGill	12-9
" 12	Washington vs. St. Louis...	Washington.	Mercer..Breitenstein	4-3
" 12	Cincinnati vs. Brooklyn....	Brooklyn...	Ch'mberl'n..Gast'ht	5-3
" 13	New York vs. Louisville....	New York...	Rusie... Hemming	7-5
" 13	Brooklyn vs. Cincinnati....	Brooklyn...	Daub..... Parrott	11-5
" 13	Baltimore vs. Cleveland....	Baltimore..	McMahon..Clarkson	9-2
" 13	Washington vs. St. Louis...	Washington.	Esper..... Gleason	12-3
" 13	Chicago vs. Boston.....	Chicago....	Griffith..... Lovett	6-2
" 13	Pittsburgh vs. Philadelphia.	Pittsburgh..	Nicol..... Carsey	8-6
" 14	Philadelphia vs. Cincinnati..	Philadelphia	Weyhing... Dwyer	5-2
" 14	Boston vs. Louisville.....	Boston.....	Staley..... Knell	9-6
" 14	Baltimore vs. St. Louis....	Baltimore...	Mullane Breit'stein	7-6
" 14	Cleveland vs. Brooklyn....	Brooklyn...	Young.... Kennedy	5-4
" 14	Pittsburgh vs. New York....	New York...	Killen..... Clark	10-4
" 14	Chicago vs. Washington....	Washington.	McGill... Sullivan	12-11
" 15	New York vs. Pittsburgh....	New York...	Meekin... Gumbert	9-2
" 15	Brooklyn vs. Cleveland....	Brooklyn...	Stein..... Lyster	9-8
" 15	Philadelphia vs. Cincinnati..	Philadelphia	Callahan Chamb'l'n	21-8
" 15	Baltimore vs. St. Louis....	Baltimore..	Hawke..A. Clarkson	17-3
" 15	Washington vs. Chicago....	Washington.	Maul..... Abbey	6-4
" 15	Boston vs. Louisville.....	Boston.....	Stivetts.. Hemming	15-10
" 16	New York vs. Pittsburgh....	New York...	Rusie..... Ehret	8-5
" 16	Brooklyn vs. Cleveland....	Brooklyn...	Kennedy... Fischer	11-7
" 16	Philadelphia vs. Cincinnati..	Philadelphia	Carsey..... Pfann	19-9
" 16	Baltimore vs. St. Louis....	Baltimore..	McMahon Breit'st'n	12-5
" 16	Boston vs. Louisville.....	Boston.....	Lovett.... Stratton	16-10
" 16	Chicago vs. Washington....	Chicago....	Griffith..... Esper	11-5
" 17	St. Louis vs. Cincinnati....	Cincinnati..	A. Cl'kson Tannehill	9-6
" 18	Philadelphia vs. New York..	New York...	Weyhing... Meekin	4-1
" 18	Brooklyn vs. Washington..	Washington.	Stein..... Mercer	10-6
" 18	Boston vs. Baltimore.....	Boston.....	Stivetts.... Mullane	24-7
" 18	Baltimore vs. Boston.....	Boston.....	McMahon.. Nichols	9-7
" 18	Pittsburgh vs. Louisville....	Pittsburgh..	Colcolough... Knell	9-8
" 18	Pittsburgh vs. Louisville....	Pittsburgh..	Killen..... Menafee	11-1
" 18	Cleveland vs. Chicago.....	Cleveland..	Young..... McGill	11-3
" 18	Cincinnati vs. St. Louis...	St. Louis...	Dwyer..Breitenstein	8-4
" 19	Brooklyn vs. Washington...	Washington.	Kennedy..... Maul	11-9
" 19	Baltimore vs. Boston.....	Boston.....	Hawke..... Staley	13-8

† Eleven innings. † Forfeited.

THE JUNE RECORD—*Continued.*

Date.	Contesting Clubs.	City.	Pitchers.	Score.
June 19	Chicago vs. Cleveland.....	Cleveland..	Terry.....Knaus	5-2
" 19	Louisville vs. Pittsburgh...	Pittsburgh..	Hemming...Easton	9-4
" 19	Cincinnati vs. St. Louis.....	St. Louis...	Chamb'lain Hawley	3-2
" 20	New York vs. Philadelphia.	New York..	Clark.....Carsey	6-4
" 20	New York vs. Philadelphia.	New York..	Rusie.... Callahan	14-6
" 20	Boston vs. Baltimore.....	Boston.....	Stivetts...McMahon	13-12
" 20	Washington vs. Brooklyn.	Brooklyn...	Esper..... Daub	16-12
" 20	Pittsburgh vs. Louisville...	Pittsburgh..	Gumbert... Menafee	7-6
" 20	Cleveland vs. Chicago.....	Cleveland..	Clarkson... Griffith	7-3
" 20	St. Louis vs. Cincinnati....	St. Louis...	Breitenstein.. Blank	4-2
" 21	Brooklyn vs. New York.....	Brooklyn...	Kennedy...German	16-1
" 21	Boston vs. Washington.....	Boston.....	Nichols.....Maul	10-7
" 21	Baltimore vs. Philadelphia.	Baltimore..	Mullane... Weyhing	9-5
" 21	Chicago vs. Pittsburgh.....	Pittsburgh..	Terry..... Ehret	10-7
" 21	Louisville vs. Cincinnati....	Cincinnati..	Knell.....Dwyer	5-4
" 22	Brooklyn vs. New York.....	New York..	Stein..... Rusie	7-0
" 22	Baltimore vs. Philadelphia.	Baltimore..	Inks.....Burriss	18-14
" 22	Washington vs. Boston.....	Washington.	Mercer..... Staley	26-12
" 22	Pittsburgh vs. Chicago.....	Pittsburgh..	Killen..... Griffith	11-4
" 22	Cleveland vs. St. Louis.....	St. Louis...	Young...A. Clarkson	6-3
" 22	New York vs. Brooklyn.....	Brooklyn...	Meekin... Kennedy	10-8
" 23	Boston vs. Washington.....	Washington.	Stivetts... Esper	12-5
" 23	Baltimore vs. Philadelphia.	Baltimore..	McMahon... Lukens	18-11
" 23	St. Louis vs. Cleveland.....	St. Louis...	Breit'nst'in.. Griffith	14-3
" 23	Pittsburgh vs. Chicago.....	Pittsburgh..	Colcolo'gh. Hutch'n	9-4
" 23	Cincinnati vs. Louisville...	Cincinnati..	Chamber'l'n. Stratt'n	5-1
" 23	Cincinnati vs. Louisville...	Cincinnati..	Tannehill.. Menafee	8-3
" 24	Cincinnati vs. Louisville...	Louisville..	Dwyer... Hemming	7-5
" 24	St. Louis vs. Cleveland.....	St. Louis...	Hawley... Clarkson	14-10
" 24	Baltimore vs. Chicago.....	Chicago....	Hawke..... Terry	11-10
" 25	St. Louis vs. New York.....	St. Louis...	A. Clarkson... Rusie	3-2
" 25	Pittsburgh vs. Washington.	Pittsburgh..	Killen..... Esper	6-1
" 25	Chicago vs. Baltimore.....	Chicago....	Hutchins'n. Mullane	15-8
" 25	Boston vs. Louisville.....	Louisville..	Nichols..... Knell	9-1
" 26	New York vs. St. Louis.....	St. Louis..	Meekin... Breitenst'n	4-3
" 26	Baltimore vs. Chicago.....	Chicago....	McMahon... McGill	14-6
" 26	Pittsburgh vs. Washington.	Pittsburgh..	Ehret..... Sullivan	6-5
" 27	New York vs. St. Louis.....	St. Louis...	Westervelt.. Hawley	11-0
" 27	Brooklyn vs. Cleveland.....	Cleveland..	Stein..... Young	10-7
" 27	Brooklyn vs. Cleveland.....	Cleveland..	Daub..... Clarkson	5-2
" 27	Boston vs. Louisville.....	Louisville..	Stivetts... Menafee	13-3
" 27	Chicago vs. Baltimore.....	Chicago....	Griffith... Hawke	13-4
" 27	Pittsburgh vs. Washington..	Pittsburgh..	Gumbert... Mercer	11-4
" 27	Cincinnati vs. Philadelphia.	Cincinnati..	Parrott... Weyhing	7-3
" 28	New York vs. Chicago.....	Chicago....	Rusie..... Terry	6-5
" 28	Brooklyn vs. Pittsburgh...	Pittsburgh..	Kennedy... Killen	11-7
" 28	Boston vs. St. Louis.....	St. Louis...	NicholsA. Clarkson*	12-11
" 28	Cleveland vs. Baltimore...	Cleveland..	Cuppy..... Mullane	18-11
" 28	Louisville vs. Philadelphia..	Louisville..	Hemming... Carsey*	11-9
" 28	Cincinnati vs. Washington..	Cincinnati..	Chamberlain.. Maul	6-4
" 29	New York vs. Chicago.....	Chicago....	Meekin. Hutchinson	14-8
" 29	Brooklyn vs. Pittsburgh...	Pittsburgh..	Stein..... Ehret	7-5
" 29	Boston vs. St. Louis.....	St. Louis..	Staley... Breitenstein	13-4
" 29	Baltimore vs. Cleveland....	Cleveland..	McMahon... Griffith	9-6

* Ten innings.

THE JUNE RECORD—Continued.

Date.	Contesting Clubs.	City.	Pitchers.	Score.
June 29	Louisville vs. Philadelphia..	Louisville...	Knell.....Lukens	12-5
" 29	Cincinnati vs. Washington..	Cincinnati..	Dwyer.....Sullivan	6-4
" 30	Baltimore vs. Cleveland....	Cleveland..	Inks.....Young	5-3
" 30	Philadelphia vs. Louisville..	Louisville..	Weyhing...Menafee	13-6
" 30	Pittsburgh vs. Brooklyn....	Pittsburgh..	Gumbert...Kennedy	10-6
" 30	Cincinnati vs. Washington..	Cincinnati..	Parrott.....Mercer	12-0
" 30	St. Louis vs. Boston.....	St. Louis..	A. Clarkson..Lovett	10-9

THE JUNE PENNANT RACE RECORD.

CLUBS.	Won.	Lost.	Played.	Per cent.	CLUBS.	Won.	Lost.	Played.	Per cent.
Boston.....	38	19	57	.667	Cincinnati.....	23	30	53	.434
Brooklyn.....	33	20	53	.623	St. Louis.....	25	33	58	.431
Pittsburgh.....	35	22	57	.614	Chicago.....	18	37	55	.327
Philadelphia.....	29	22	51	.539	Washington.....	16	41	57	.281
New York.....	31	24	55	.564	Louisville.....	14	41	55	.255

No games were drawn, forfeited or protested.

The Baltimore club retained the leading position in the race at the close of the June campaign with the percentage figures of .712, the tail-end club's percentage figures being .255, a difference in percentage points of .457, thereby showing a poorly contested race even at that early period of the season. Boston was in second position, with Brooklyn third, this month's figures being the culmination of the Brooklyn team's success. Pittsburgh was fourth, that being the only Western club in the first division, although so early in the race, the "Phillies" and the "Giants" being respectively fifth and sixth. Cleveland headed the second division at the close of the month, followed by Cincinnati, St. Louis, Chicago and Washington, Louisville being still occupants of the last ditch.

THE JULY CAMPAIGN RECORD.

Date.	Contesting Clubs.	City.	Pitchers.	Score.
July 1	Cincinnati vs. Brooklyn....	Cincinnati..	Chamberlain..Daub	9-7
" 1	Louisville vs. Baltimore....	Louisville..	Hemming...Hawke	6-0
" 1	Washington vs. St. Louis...	St. Louis....	Esper..Breitenstein	4-2
" 1	Cleveland vs. Chicago.....	Chicago....	Cuppy.....Griffith	10-9
" 2	New York vs. Cleveland....	Cleveland..	Rusie.....Griffith	6-4
" 2	Boston vs. Pittsburgh.....	Pittsburgh..	Nichols.....Ehret	7-2
" 2	Philadelphia vs. Chicago....	Chicago....	Carsey.....Stratton	17-15
" 3	No games scheduled.....
" 4	New York vs. Cleveland....	Cleveland..	Meekin.....Cuppy	4-3

THE JULY CAMPAIGN RECORD—*Continued.*

Date.	Contesting Clubs.	City.	Pitchers.	Score.
July 4	New York vs. Cleveland....	Cleveland.	Westervelt.. Young	12-11
" 4	Cincinnati vs. Brooklyn....	Cincinnati..	Parrott. . Kennedy	14-7
" 4	Cincinnati vs. Brooklyn....	Cincinnati..	Chamberlain...Stein	13-8
" 4	Boston vs. Pittsburgh.....	Pittsburgh .	Stivetts..... Killen	7-4
" 4	Pittsburgh vs. Boston.....	Pittsburgh .	Ehret.....Nichols	13-11
" 4	Chicago vs. Philadelphia...	Chicago....	McGill.....Turner	16-10
" 4	Philadelphia vs. Chicago...	Chicago....	Weyhing...McGill	12-11
" 4	Baltimore vs. Louisville....	Louisville..	McMahon....Knell	3-2
" 4	Louisville vs. Baltimore....	Louisville..	Hemming.....Inks	11-1
" 4	Washington vs. St. Louis...	St. Louis...	Sullivan.....Hawley	10-5
" 4	St. Louis vs. Washington...	St. Louis...	A. Clarkson.Mercer	15-8
" 5	New York vs. Louisville....	Louisville..	Westervelt.Menafee	4-3
" 5	Boston vs. Cleveland.....	Cleveland..	Staley.....Clarkson	22-7
" 5	Philadelphia vs. Pittsburgh	Pittsburgh .	Carsey..Colcolough	4-3
" 5	St. Louis vs. Brooklyn....	St. Louis...	Hawley.....Daub	13-12
" 5	Cincinnati vs. Baltimore....	Cincinnati..	Dwyer.....Hawke	20-6
" 5	Chicago vs. Washington....	Chicago....	Stratton.....Maul	13-10
" 6	New York vs. Louisville....	Louisville..	Rusie... Hemming	10-6
" 6	Boston vs. Cleveland.....	Boston.....	Stivetts.... Cuppy	19-6
" 6	Philadelphia vs. Pittsburgh	Pittsburgh .	Haddock..... Killen	13-7
" 7	New York vs. Louisville....	Louisville..	Meekin.....Knell	14-6
" 7	Brooklyn vs. St. Louis....	St. Louis...	Kennedy.Breit'n's'n	10-5
" 7	Boston vs. Cleveland.....	Cleveland..	Nichols.....Young	16-10
" 7	Philadelphia vs. Pittsburgh.	Pittsburgh..	Weyhing.... Ehret	12-0
" 7	Baltimore vs. Cincinnati....	Cincinnati..	Inks..... Parrott	11-2
" 7	Chicago vs. Washington....	Chicago....	Abbey.....Sullivan	9-7
" 8	Brooklyn vs. St. Louis....	St. Louis...	Stein... A.Clarkson	12-5
" 8	Washington vs. Chicago....	Chicago....	Esper.....Griffith	9-8
" 8	Baltimore vs. Cincinnati....	Cincinnati..	M'MahonChamb'l'n	14-4
" 9	New York vs. Cincinnati....	Cincinnati..	Rusie..... Parrott	13-6
" 9	Philadelphia vs. St. Louis..	St. Louis...	Callahan... Hawley	11-10
" 9	Baltimore vs. Pittsburgh...	Pittsburgh..	Brown..... Killen	14-10
" 9	Louisville vs. Brooklyn....	Louisville..	Wadsw'th.Kennedy	20-8
" 9	Chicago vs. Boston.....	Chicago....	Stratton..... Staley	18-11
" 9	Cleveland vs. Washington..	Cleveland..	Cuppy..... Esper	16-15
" 10	Cincinnati vs. New York...	Cincinnati..	Dwyer.....Meekin	7-3
" 10	Louisville vs. Brooklyn....	Louisville..	Menafee..... Daub	13-7
" 10	Pittsburgh vs. Baltimore....	Pittsburgh..	Ehret... McMahon	19-9
" 10	Cleveland vs. Washington..	Cleveland..	Young.....Esper	23-4
" 10	St. Louis vs. Philadelphia..	St. Louis...	Breitenst'nHaddock	17-8
" 10	Boston vs. Chicago.....	Chicago....	Stivetts.....McGill	12-3
" 11	Cincinnati vs. New York....	Cincinnati..	Parrott..Westervelt	6-5
" 11	Louisville vs. Brooklyn....	Louisville..	Hemming.....Stein	7-3
" 11	Pittsburgh vs. Baltimore....	Pittsburgh .	Gumbert.....Inks	8-6
" 11	Chicago vs. Boston.....	Chicago....	Griffith.... Nichols	13-1
" 11	Cleveland vs. Washington..	Cleveland..	Griffith.....Mercer*	15-10
" 11	St. Louis vs. Philadelphia..	St. Louis...	A.Clark's'nWeyhing	13-12
" 12	New York vs. Pittsburgh...	Pittsburgh..	Rusie..... Killen	9-6
" 12	Boston vs. Cincinnati.....	Cincinnati..	Stivetts.....Dwyer	6-4
" 12	Chicago vs. Brooklyn.....	Chicago....	Stratton... Kennedy	11-6
" 12	Louisville vs. Washington..	Louisville..	Knell.....Sullivan	7-5
" 12	Cleveland vs. Philadelphia.	Cleveland..	Cuppy..... Carsey	20-10
" 13	Pittsburgh vs. New York...	Pittsburgh..	Ehret...Westervelt	10-4
" 13	St. Louis vs. Baltimore.....	St. Louis...	Breitenstein Hawke	11-10

* Ten innings.

THE JULY CAMPAIGN RECORD—Continued.

Date.	Contesting Clubs.	City.	Pitchers.	Score.
July 13	Cleveland vs. Philadelphia.	Cleveland ..	Young.... Callahan	16-8
" 13	Boston vs. Cincinnati.....	Cincinnati..	Staley..... Parrott	22-7
" 14	New York vs. Pittsburgh...	Pittsburgh..	Meekin.... Gumbert	9-5
" 14	Baltimore vs. St. Louis....	St. Louis....	Inks..... Hawley	7-3
" 14	Brooklyn vs. Chicago.....	Chicago....	Stein..... Abbey*	8-8
" 14	Cincinnati vs. Boston.....	Cincinnati ..	Cross..... Nichols	14-12
" 14	Cleveland vs. Philadelphia.	Cleveland ..	Griffith... Weyhing	14-7
" 14	Louisville vs. Washington..	Louisville ..	Wadsworth... Esper	5-3
" 15	Chicago vs. Brooklyn.....	Chicago....	Terry.... Gastright	10-7
" 15	Baltimore vs. St. Louis....	St. Louis....	M'M'h'n.A Cl'rk'n†	9-8
" 15	Louisville vs. Washington..	Louisville ..	Menafee.... Mercer	11-8
" 15	Cincinnati vs. Cleveland....	Cincinnati ..	Dwyer..... Cuppy	17-8
" 16	Philadelphia vs. Boston....	Philadelphia	Harper..... Stivitts	9-2
" 16	St. Louis vs. Pittsburgh....	St. Louis....	Br't'nst'n Colc'lo'gh	11-6
" 16	Louisville vs. Chicago.....	Chicago....	Hemming... Griffith	11-10
" 16	Cleveland vs. Cincinnati....	Cincinnati ..	Young..... Parrott	9-1
" 17	New York vs. Washington..	New York...	Rusie..... Maul	7-2
" 17	Philadelphia vs. Boston....	Philadelphia	Taylor..... Staley†	12-2
" 17	Baltimore vs. Brooklyn....	Baltimore ..	Gleason... Kennedy	13-4
" 17	Cleveland vs. Cincinnati....	Cincinnati ..	Griffin..... Flynn	16-7
" 17	Pittsburgh vs. St. Louis....	St. Louis....	Ehret..... Mason	5-4
" 17	Chicago vs. Louisville.....	Chicago....	Stratton..... Knell	8-5
" 18	New York vs. Washington..	New York...	Meekin.... Mercer	5-4
" 18	Boston vs. Philadelphia....	Philadelphia	Nichols... Weyhing	6-5
" 18	Baltimore vs. Brooklyn....	Baltimore ..	Hawke... Underwood	6-2
" 18	Cleveland vs. Cincinnati....	Cincinnati ..	Young... Chamberlain	9-4
" 18	St. Louis vs. Pittsburgh....	St. Louis....	Hawley... Gumbert	3-2
" 18	Chicago vs. Louisville.....	Chicago....	Terry... Wadsworth	8-4
" 19	New York vs. Washington..	New York...	German... Sullivan	13-12
" 19	Brooklyn vs. Baltimore....	Baltimore ..	Stein..... Inks	10-8
" 19	Cincinnati vs. Pittsburgh..	Cincinnati ..	Dwyer... Colcolough	8-6
" 19	St. Louis vs. Chicago.....	St. Louis....	Breitenstein... Abbey	7-1
" 20	Boston vs. New York.....	Boston	Stivitts..... Rusie	12-1
" 20	Brooklyn vs. Philadelphia..	Brooklyn...	Kennedy... Taylor	8-2
" 20	Baltimore vs. Washington..	Washington.	Hawke..... Petty	12-8
" 20	Cincinnati vs. Pittsburgh..	Cincinnati ..	Chamberlain... Ehret	7-6
" 20	Louisville vs. Cleveland....	Louisville ..	Menafee... Mullane	7-4
" 21	Boston vs. New York.....	Boston	Nichols... Meekin	14-3
" 21	Brooklyn vs. Philadelphia..	Brooklyn...	Underwood... Harper	8-7
" 21	Washington vs. Baltimore..	Baltimore ..	Maul..... Gleason	14-3
" 21	Chicago vs. St. Louis.....	St. Louis....	Stratton... Hawley*	16-11
" 21	Cleveland vs. Louisville....	Louisville ..	Cuppy... Hemming	2-0
" 21	Cleveland vs. Louisville....	Louisville ..	Young..... Knell	9-1
" 21	Cincinnati vs. Pittsburgh..	Cincinnati ..	Cross..... Gumbert	12-4
" 22	Cincinnati vs. Louisville....	Louisville ..	Dwyer... Wadsworth	4-0
" 22	Chicago vs. St. Louis.....	St. Louis....	Griffith... A. Clarkston	11-9
" 23	Boston vs. New York.....	Boston	Staley..... German	9-5
" 23	Brooklyn vs. Philadelphia..	Brooklyn...	Stein..... Taylor	7-3
" 23	Philadelphia vs. Brooklyn..	Brooklyn...	Weyhing... Daub	12-4
" 23	Cincinnati vs. Louisville....	Louisville ..	Chamberl'n... Menafee	9-8
" 23	Pittsburgh vs. Chicago....	Chicago	Killen... Stratton	14-6
" 24	New York vs. Baltimore....	New York...	Rusie... McMahon	1-0
" 24	Cleveland vs. St. Louis....	Cleveland...	Mullane... Breitenst'n	12-9
" 24	Cleveland vs. St. Louis....	Cleveland...	Cuppy..... Hawley	4-2

*Ten innings † Eleven innings.

THE JULY CAMPAIGN RECORD—Continued.

Date.	Contesting Clubs.	City	Pitchers.	Score.
July 24	Cincinnati vs. Louisville....	Louisville...	Parrott... Hemming	4-3
" 24	Chicago vs. Pittsburgh....	Chicago	Hutchinson .. Ehret	18-11
" 25	New York vs. Baltimore....	New York..	Meekin Gleason	7-2
" 25	Brooklyn vs. Boston.....	Boston	Kennedy... Stivetts	8-7
" 25	Boston vs. Brooklyn.....	Boston	Nichols Underwood	12-6
" 25	Washington vs. Philadelphia	Washington.	Mercer Fanning	16-6
" 25	Philadelphia vs. Washington	Washington.	Carsey.... Sullivan	9-6
" 25	Cleveland vs. St. Louis....	Cleveland ..	Young .Breitenstein	12-3
" 25	Chicago vs. Pittsburgh....	Chicago	Griffith .Colcolough	24-6
" 26	New York vs. Baltimore....	New York..	German.... Hawke	16-4
" 26	Brooklyn vs. Boston	Boston	Stein	Staley 15-9
" 26	Washington vs. Philadelphia	Washington.	Maul..... Taylor	5-4
" 26	Pittsburgh vs. Cleveland...	Cleveland ..	Ehret..... Mullane	9-3
" 27	Philadelphia vs. New York.	Philadelphia	Harper..... Rusie	13-5
" 27	Washington vs. Brooklyn...	Brooklyn ..	Mercer... Kennedy	8-2
" 27	Boston vs. Baltimore.....	Baltimore...	Stivetts... McMahon	7-4
" 27	Cleveland vs. Pittsburgh...	Cleveland...	Cuppy..... Nicol	9-6
" 27	Cincinnati vs. Chicago.....	Cincinnati.	Dwyer Stratton	14-12
" 27	St. Louis vs. Louisville....	St. Louis...	Hawley.W'dsworth	6-4
" 28	New York vs. Philadelphia.	Philadelphia	Meekin..... Carsey*	12-11
" 28	Brooklyn vs. Washington..	Brooklyn ..	Underw'd .Sullivan	9-5
" 28	Boston vs. Baltimore.....	Baltimore...	Staley.... Gleason	8-4
" 28	Pittsburgh vs. Cleveland....	Cleveland...	Ehret..... Young	8-0
" 28	Cincinnati vs. Chicago.....	Cincinnati.	Cross..... Griffith	19-13
" 28	Louisville vs. St. Louis....	St. Louis ...	Hemming... Mason	8-4
" 29	St. Louis vs. Louisville....	St. Louis...	Breit'nst'n.Menafee	13-2
" 29	Louisville vs. St. Louis....	St. Louis...	Knell..... Hawley	9-2
" 29	Chicago vs. Cincinnati.....	Cincinnati ..	Griffith.... Parrott	16-9
" 30	New York vs. Philadelphia.	Philadelphia	German.... Taylor	13-7
" 30	Washington vs. Brooklyn...	Brooklyn ..	Maul..... Daub	10-6
" 30	Boston vs. Baltimore.....	Baltimore...	Stivetts..... Hawke	5-2
" 30	Pittsburgh vs. Cincinnati...	Pittsburgh..	Gumbert.... Cross	8-6
" 30	Cleveland vs. Louisville....	Cleveland...	Cuppy .Wadsworth	14-5
" 30	Chicago vs. St. Louis	Chicago....	Stratton... Hawley	8-4
" 31	New York vs. Boston	New York..	Rusie Nichols	4-3
" 31	Philadelphia vs. Brooklyn..	Philadelphia	Harper... Kennedy	13-6
" 31	Baltimore vs. Washington...	Baltimore...	McMahon... Mercer	11-3
" 31	Chicago vs. St. Louis.....	Chicago....	Hutch'son. Br't'stn	8-1
" 31	Cleveland vs. Louisville....	Cleveland ..	Mullane..Hemm'g *	12-10
" 31	Louisville vs. Cleveland....	Cleveland ..	Menafee.... Young	12-4
" 31	Pittsburgh vs. Cincinnati...	Pittsburgh..	Nicol..... Dwyer*	11-10

* Ten innings. † Thirteen innings.

Only one game was drawn in July.

THE JULY PENNANT RACE RECORD.

CLUBS.	Won.	Lost.	Played.	Per cent.	CLUBS.	Won.	Lost.	Played.	Per cent.
Boston.....	54	28	82	.659	Philadelphia.....	40	36	76	.526
Baltimore.....	47	29	76	.618	Cincinnati.....	39	41	80	.488
New York.....	49	31	80	.613	Chicago.....	34	45	79	.430
Cleveland.....	46	34	80	.575	St. Louis.....	35	50	85	.412
Brooklyn.....	42	35	77	.545	Louisville.....	27	56	83	.323
Pittsburgh.....	43	38	81	.531	Washington.....	24	57	81	.296

By the end of July the Boston club had ousted Baltimore out of first place, and the calculation now was that Boston would ultimately win. New York had pulled up to third place this month, and from this time out these three clubs monopolized the three leading positions in the race, no other club from now on being regarded as in the race, as far as the winning of the pennant was concerned. On the 31st of July two Western clubs occupied positions in the first division—Cleveland being fourth and Pittsburgh sixth—the Brooklyn club leading the “Pirates” by a few points only. The “Phillies” had been forced back into the second division, and Louisville had pushed the Washingtons into the last ditch, the difference in percentage points between the Boston and Washington clubs—the leader and tail-ender—being 355 points.

Now came the trying month of August, and with it came the customary falling off in patronage, largely due to the one-sided character of the pennant race, the chief interest in the contest for the championship now lying in the struggle for the lead between Baltimore, New York and Boston, the “Bean Eaters” still leading at the end of July, followed by Baltimore and New York.

THE AUGUST CAMPAIGN RECORD.

The following is the record of the August campaign, which led to a material change in the relative positions of the twelve clubs by the close of the month:

THE AUGUST RECORD.

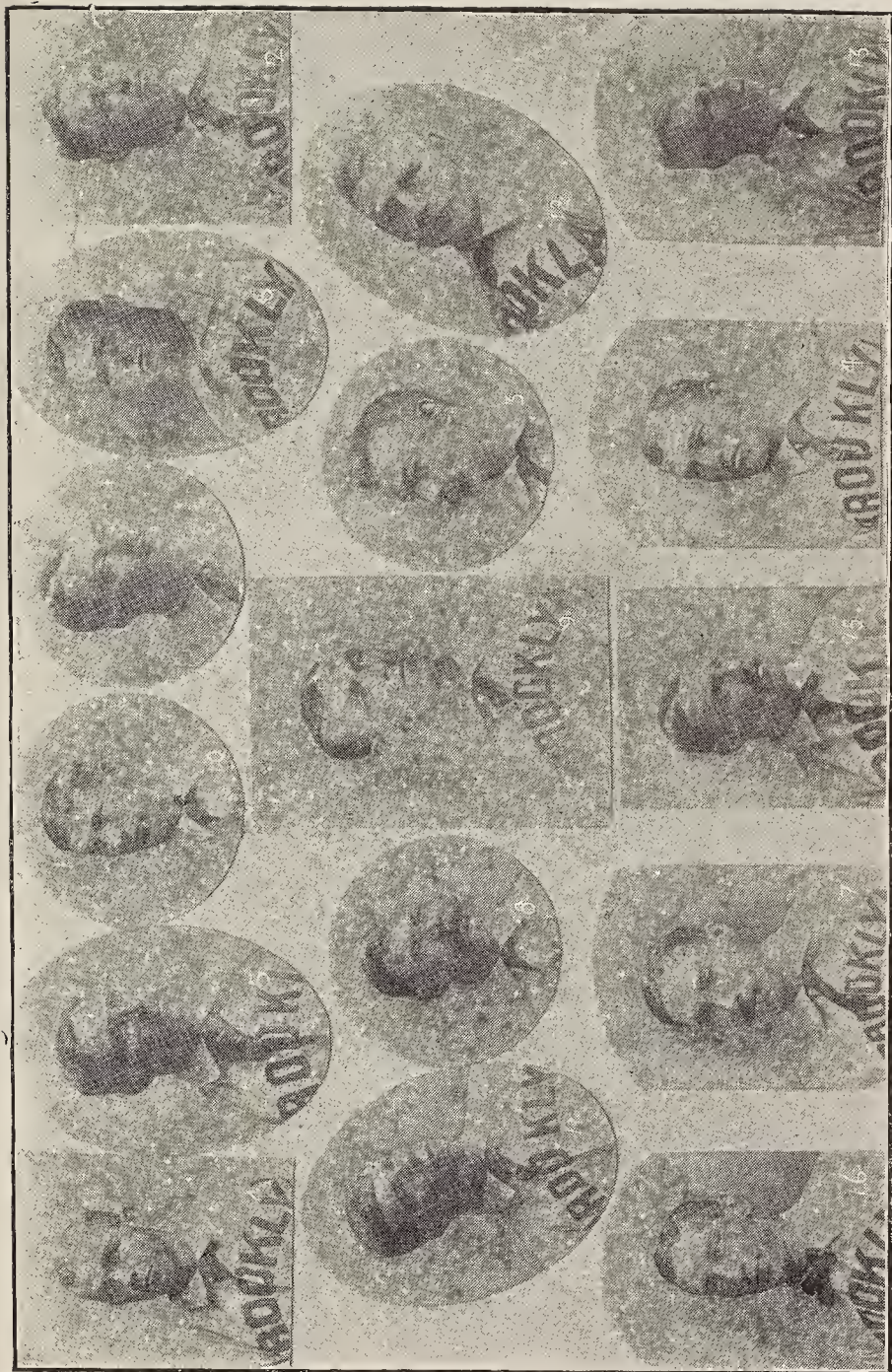
Date.	Contesting Clubs.	City.	Pitchers.	Score.
Aug. 1	New York vs. Boston.....	New York...	Meekin.....Staley†	5-4
“ 1	Philadelphia vs. Brooklyn..	Philadelphia	Carsey.....Stein	6-5
“ 1	Baltimore vs. Washington..	Washington.	Gleason.....Mercer	6-4
“ 1	Baltimore vs. Washington..	Washington.	Inks.....Stockdale	11-4
“ 1	Chicago vs. St. Louis.....	Chicago.....	McGill.....Hawley	26-8
“ 1	Pittsburgh vs. Cincinnati...	Pittsburgh..	Colcolough, Parrott	15-5
“ 2	Boston vs. New York.....	New York...	Nichols.....German	13-13
“ 2	Philadelphia vs. Brooklyn..	Philadelphia	Fanning, Underwo'd	9-8
“ 2	Baltimore vs. Washington..	Baltimore..	Hawke.....Maul	10-9
“ 2	St. Louis vs. Pittsburgh....	Pittsburgh..	Breitenstein..Ehret	7-4
“ 2	Cleveland vs. Cincinnati...	Cleveland..	Cuppy, Chamberlain	9-4
“ 2	Chicago vs. Louisville.....	Louisville..	Hutchinson..Knell	4-3
“ 3	New York vs. Brooklyn....	Brooklyn....	Westervelt..A. Daub	17-3
“ 3	Brooklyn vs. New York....	Brooklyn....	Kennedy.....Clarke	7-6
“ 3	Philadelphia vs. Baltimore..	Philadelphia	Taylor.....Esper	14-4
“ 3	Baltimore vs. Philadelphia..	Philadelphia	McMahon, Weyhing	16-3
“ 3	Washington vs. Boston....	Boston.....	Mercer.....Nichols	8-4
“ 3	Cleveland vs. Cincinnati...	Cleveland..	Young.....Cross	11-5
“ 3	St. Louis vs. Pittsburgh....	Pittsburgh..	Hawley....Gumbert	8-6

† Eleven innings.

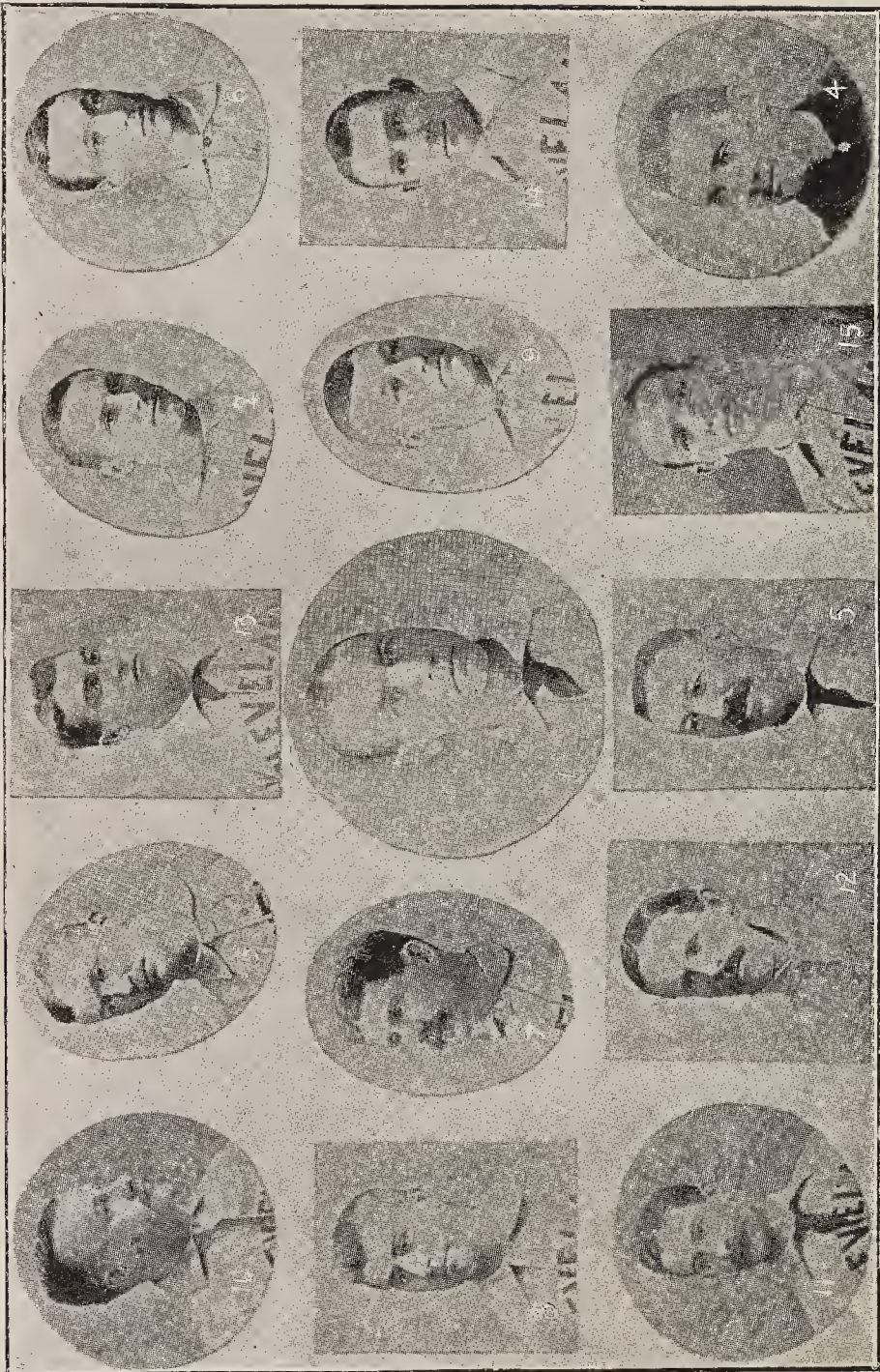
THE AUGUST RECORD—Continued.

Date.	Contesting Clubs.	City.	Pitchers.	Score.
Aug. 3	Louisville vs. Chicago.....	Louisville...	Forfeited; no game.	9-0
" 4	New York vs. Brooklyn....	Brooklyn...	Rusie.....Stein	16-F
" 4	New York vs. Brooklyn....	Brooklyn....	Meekin.....Stein	9-
" 4	Boston vs. Washington....	Boston.....	Stivetts....Sullivan	11-5
" 4	Baltimore vs. Philadelphia..	Philadelphia	Gleason....Carsey	19-12
" 4	Pittsburgh vs. St. Louis....	Pittsburgh..	Colcolo'h Breiten's'n	11-5
" 4	Cincinnati vs. Cleveland....	Cleveland...	Parrott....Cuppy	8-5
" 4	Chicago vs. Louisville.....	Louisville..	Griffith...Hemming	10-4
" 5	Chicago vs. Cincinnati....	Chicago....	Griffith....Dwyer	8-1
" 5	Louisville vs. St. Louis....	Louisville..	Wadsw'thA.Clark'n	5-2
" 6	Brooklyn vs. New York....	New York...	Kennedy..Westerv't	21-8
" 6	Boston vs. Washington....	Boston.....	Staley.....Maul	15-7
" 6	Chicago vs. Cincinnati....	Chicago....	Stratton.....Cross	12-9
" 6	Pittsburgh vs. Cleveland....	Pittsburgh..	Ehret.....Young	11-6
" 6	Louisville vs. St. Louis....	Louisville..	Menafee...Hawley	3-1
" 7	New York vs. Washington..	Washington..	Rusie.....Mercer	16-8
" 7	Baltimore vs. Brooklyn....	Brooklyn....	McMahon....Daub	26-5
" 7	Brooklyn vs. Baltimore....	Brooklyn....	Stein.....Inks	18-8
" 7	Boston vs. Philadelphia....	Boston.....	Nichols....Carsey	19-8
" 7	Cleveland vs. Pittsburgh..	Pittsburgh..	Cuppy...Colcolough	10-9
" 7	Chicago vs. Cincinnati....	Chicago....	Hutchin'n.Fischer*	13-11
" 7	St. Louis vs. Louisville....	Louisville..	Breitenstein..Knell	11-2
" 8	Washington vs. New York..	Washington..	Sullivan....Meekin	12-10
" 8	Baltimore vs. Brooklyn....	Brooklyn....	Gleason....Kennedy	4-1
" 8	Baltimore vs. Brooklyn....	Brooklyn....	Esper..Summerville	13-5
" 8	Philadelphia vs. Boston....	Boston.....	Harper.....Staley	18-10
" 8	Pittsburgh vs. Cleveland....	Pittsburgh..	Ehret.....Petty	10-3
" 8	Cincinnati vs. Chicago....	Chicago....	Dwyer.....McGill	14-11
" 9	New York vs. Washington..	Washington..	Meekin.....Maul	7-3
" 9	Brooklyn vs. Baltimore....	Brooklyn....	Stein.....Hawke	11-7
" 9	Boston vs. Philadelphia....	Boston.....	Hodson....Taylor	11-2
" 9	Louisville vs. Pittsburgh..	Pittsburgh..	Hemming..Gumbert	5-4
" 9	Chicago vs. Cincinnati....	Chicago....	Dwyer.....McGill	14-11
" 10	Baltimore vs. New York....	Baltimore..	Gleason.....Rusie	12-9
" 10	Boston vs. Brooklyn....	Brooklyn....	Nichols....Kennedy	12-6
" 10	Washingt'n vs. Philadelphia	Washington..	Mercer.....Carsey	4-1
" 10	Pittsburgh vs. Louisville..	Pittsburgh..	Ehret...Wadsworth	9-6
" 10	Cleveland vs. Chicago....	Chicago....	Young..Hutchinson	2-1
" 11	Baltimore vs. New York....	Baltimore..	M'Mah'n.West'rv'lt	20-1
" 11	Brooklyn vs. Boston.....	Brooklyn....	Lucid.....Stivetts	11-10
" 11	Philadelphia vs. Washington	Philadelphia	Taylor....Sullivan	10-7
" 11	Philadelphia vs. Washington	Philadelphia	Weyhing....Maul	16-4
" 11	Pittsburgh vs. Louisville..	Pittsburgh..	Gumbert...Menafee	3-2
" 11	Cleveland vs. Chicago....	Chicago....	Cuppy.....Stratton	11-9
" 11	Cincinnati vs. St. Louis....	Cincinnati..	Fischer....Hawley	7-6
" 12	Chicago vs. Cleveland....	Chicago....	Griffith.....Petty	16-5
" 12	St. Louis vs. Cincinnati....	Cincinnati..	Breitenstein..Parrott	12-5
" 13	New York vs. Baltimore....	Baltimore..	Meekin.....Hawke	5-1
" 13	Brooklyn vs. Boston.....	Brooklyn....	Stein.....Hodson	13-5
" 13	Chicago vs. Pittsburgh....	Pittsburgh..	Hutchinson...Ehret	17-14
" 14	New York vs. St. Louis....	New York...	Rusie...A.Clarkson	5-4
" 14	Boston vs. Pittsburgh....	Boston.....	Nichols....Gumbert	22-5
" 14	Baltimore vs. Cincinnati....	Baltimore..	Gleason....Dwyer*	6-5
" 14	Chicago vs. Brooklyn.....	Brooklyn....	Stratton...Kennedy	5-1

* Ten innings.



Brooklyn Base Ball Club, '94.



Cleveland Base Ball Club, '94.



Pittsburgh Base Ball Club, '94.



**A. C. Anson, Chicago Base Ball Club.
The only "Colt" Who Had a Picture Taken.**

THE AUGUST RECORD—Continued.

Date.	Contesting Clubs.	City.	Pitchers.	Score.
Aug. 14	Cleveland vs. Washington..	Washington	Young.....Mercer*	1-0
" 14	Louisville vs. Philadelphia..	Philadelphia	Knell.....Carsey	13-7
" 15	St. Louis vs. New York.....	New York..	Breitenst'n..German	4-3
" 15	Brooklyn vs. Chicago.....	Brooklyn..	Daub... Hutchinson	9-5
" 15	Boston vs. Pittsburgh.....	Boston.....	Stivetts..... Ehret†	6-5
" 15	Philadelphia vs. Louisville..	Philadelphia	Taylor...Hemming	14-4
" 15	Baltimore vs. Cincinnati...	Baltimore..	McMahon... Fischer	8-2
" 15	Washington vs. Cleveland...	Washington	Stockdale... Cuppy	7-6
" 16	New York vs. St. Louis.....	New York..	Meekin.....Hawley	13-3
" 16	Boston vs. Pittsburgh.....	Boston.....	Staley.... Menafee	6-4
" 16	Baltimore vs. Cincinnati...	Baltimore..	Hawke..... Parrott	15-6
" 16	Philadelphia vs. Louisville..	Philadelphia	Weyhing.... Nicol	17-3
" 16	Washington vs. Cleveland...	Washington	Maul..... Young	6-2
" 16	Chicago vs. Brooklyn.....	Brooklyn..	Griffith..... Lucid	3-1
" 17	New York vs. St. Louis.....	New York..	Rusie...A. Clarkson	7-6
" 17	Philadelphia vs. Louisville..	Philadelphia	Carsey...Wadsworth	29-4
" 17	Cleveland vs. Washington..	Washington	Cuppy..... Mercer	9-8
" 18	Chicago vs. New York.....	New York..	Stratton... German	6-4
" 18	Chicago vs. New York.....	New York..	Terry..... Meekin*	5-5
" 18	St. Louis vs. Brooklyn.....	Brooklyn..	Breitenstein... Stein	4-0
" 18	Cincinnati vs. Boston.....	Boston.....	Dwyer..... Nichols	19-6
" 18	Baltimore vs. Pittsburgh...	Pittsburgh..	Gleason.... Ehret	17-2
" 18	Philadelphia vs. Cleveland..	Philadelphia	Taylor.... Sullivan	11-6
" 18	Washington vs. Louisville..	Washington	Stockdale Hemming	6-4
" 19	No games scheduled.....
" 20	New York vs. Chicago.....	New York..	Rusie..... Griffith	11-3
" 20	Brooklyn vs. St. Louis.....	St. Louis ..	Kennedy A. Clarks'n	20-4
" 20	Philadelphia vs. Cleveland..	Philadelphia	Harper..... Young	16-1
" 20	Washington vs. Louisville..	Washington	Maul..... Knell	8-7
" 20	Pittsburgh vs. Baltimore...	Baltimore..	Menafee.... Esper	7-5
" 21	New York vs. Chicago.....	New York..	German.Hutchins'n	13-11
" 21	Brooklyn vs. St. Louis.....	Brooklyn..	Lucid. Breitenstein	20-11
" 21	Boston vs. Cincinnati.....	Boston.....	Staley..... Fischer	18-3
" 21	Boston vs. Cincinnati.....	Boston.....	Nichols.... Parrott	28-8
" 21	Baltimore vs. Pittsburgh...	Baltimore..	Hawke... Gumbert	17-11
" 21	Philadelphia vs. Cleveland..	Philadelphia	Carsey..... Cuppy	12-6
" 21	Washington vs. Louisville..	Washington	Mercer .Wadsworth	15-9
" 22	New York vs. Chicago.....	New York..	Meekin Hutchinson	8-5
" 22	Boston vs. Cincinnati.....	Boston.....	Nichols ... Fournier	8-7
" 22	Philadelphia vs. Baltimore..	Philadelphia	Taylor..... Inks	3-2
" 22	New York vs. Louisville...	New York..	Rusie... Hemming	8-4
" 23	Boston vs. Cleveland.....	Boston.....	Stivetts..... Young	12-10
" 23	Philadelphia vs. Pittsburgh	Philadelphia	Harper.... Menafee	9-4
" 23	Washington vs. Chicago....	Washington	Stockdale ... Terry	14-3
" 23	St. Louis vs. Baltimore...	Baltimore ..	Hawley ... Gleason	10-6
" 23	Cincinnati vs. Brooklyn...	Brooklyn..	Dwyer..... Stein	13-2
" 24	New York vs. Louisville...	New York..	German..... Knell	20-4
" 24	Brooklyn vs. Cincinnati...	Brooklyn..	Kennedy... Fischer	15-9
" 24	Baltimore vs. St. Louis.....	Baltimore ..	M'Mah'nBreitn'st'n	5-2
" 24	Philadelphia vs. Pittsburgh.	Philadelphia	Carsey..... Ehret	14-7
" 24	Boston vs. Cleveland.....	Boston.....	Hodson.... Cuppy	14-4
" 24	Cleveland vs. Boston.....	Boston.....	Cuppy..... Staley	10-8
" 24	Chicago vs. Washington....	Washington	Griffith.... Mercer	10-5
" 25	New York vs. Louisville...	New York..	Meekin..... Nicol	18-6

* Ten innings. † Eleven innings.

THE AUGUST RECORD--*Continued.*

Date.	Contesting Clubs.	City.	Pitchers.	Score.
Aug. 25	New York vs. Louisville ...	New York..	Rusie..Wadsworth	5-1
" 25	Brooklyn vs. Cincinnati...	Brooklyn...	Daub.....Dwyer	5-3
" 25	Baltimore vs. St. Louis....	Baltimore...	Hawke.A. Clarkson	4-3
" 25	Boston vs. Cleveland.....	Boston.....	Hodson....Sullivan	8-3
" 25	Philadelphia vs. Pittsburgh.	Philadelphia	Taylor....Gumbert	13-6
" 25	Washington vs. Chicago....	Washington.	Mercer....Stratton	9-4
" 26	No game scheduled.....
" 27	Cincinnati vs. Philadelphia.	Philadelphia	Whitrock...Fanning	19-9
" 27	Cincinnati vs. Philadelphia.	Philadelphia	Fournier....Harper	9-8
" 27	Baltimore vs. Chicago.....	Baltimore...	Gleason.Hutchins'n	12-3
" 28	New York vs. Cleveland....	Cleveland...	Rusie.....Young	5-1
" 28	Brooklyn vs. Pittsburgh....	Brooklyn....	Kennedy....Menafee	8-2
" 28	Philadelphia vs. Chicago....	Philadelphia	Taylor.....Terry	16-6
" 28	Baltimore vs. Louisville....	Baltimore...	M'Mah'n.Hemming	8-2
" 28	Washington vs. Cincinnati..	Washington.	Maul.....Dwyer	9-7
" 28	St. Louis vs. Boston.....	Boston.....	Hawley....Nichols	9-5
" 29	New York vs. Cleveland....	New York...	Meekin.....Cuppy	6-4
" 29	Brooklyn vs. Pittsburgh....	Brooklyn....	Stein.....Ehret	11-7
" 29	Baltimore vs. Louisville....	Baltimore...	Hawke..Wadsworth	8-6
" 29	Boston vs. St. Louis.....	Boston.....	Stivetts.A. Clarkson	14-4
" 29	Washington vs. Cincinnati..	Washington.	Mercer....Fournier	9-5
" 29	Chicago vs. Philadelphia....	Philadelphia	Griffith....Carsey	13-6
" 30	Cleveland vs. New York....	New York...	Sullivan....Clarke	13-4
" 30	St. Louis vs. Boston.....	Boston.....	Hawley....Hodson	7-3
" 30	Chicago vs. Philadelphia....	Philadelphia	Hutchinson.Harper	15-11
" 30	Baltimore vs. Louisville....	Baltimore...	Gleason.....Knell	9-8
" 30	Brooklyn vs. Pittsburgh....	Brooklyn....	Kennedy..Gumbert	19-11
" 30	Pittsburgh vs. Brooklyn....	Brooklyn....	Menafee.....Daub	9-1
" 30	Washington vs. Cincinnati..	Washington.	Stockdale...Fischer	8-6
" 31	New York vs. Boston.....	New York...	Rusie.....Nichols	5-1
" 31	Baltimore vs. Cleveland....	Baltimore...	Esper.....Young	5-1
" 31	Philadelphia vs. Washington	Philadelphia	Taylor.....Maul	10-8
" 31	Philadelphia vs. Washington	Philadelphia	Weyhing....Wynne	11-5

Two games were drawn in August.

Baltimore, Boston and New York led the first division clubs in the pennant race up to August 31st, with the respective percentage figures of .657, .645 and .639, followed by Philadelphia with .562, Brooklyn with .533 and Cleveland with .529, only one Western club being left in the first division, something hitherto unprecedented in League pennant races. Pittsburgh led the second division clubs with the percentage figures of .491 only, that club having fallen off badly in August, with Chicago a good second, followed by Cincinnati, St. Louis, Washington and Louisville, the "Senators" having driven the "Colonels" into the last ditch, the Louisville figures being .302.

Here is the pennant race record up to the close of the August campaign:

AUGUST RECORD.

CLUBS.	Won.	Lost.	Played.	Per cent.	CLUBS.	Won.	Lost.	Played.	Per cent.
Baltimore.....	69	36	105	.657	Pittsburgh.....	52	54	106	.491
Boston.....	69	38	107	.645	Chicago.....	49	58	107	.458
New York.....	69	39	108	.639	Cincinnati.....	46	60	106	.434
Philadelphia.....	59	46	105	.562	St. Louis.....	44	63	107	.411
Brooklyn.....	56	49	105	.533	Washington.....	37	71	108	.343
Cleveland.....	55	49	104	.529	Louisville.....	32	74	106	.302

By the close of the August campaign the Baltimore club had regained the position in the van, and afterward they were not headed. Then began an exciting struggle between the Boston champions and the "Giants" for second place, but it was not until September 6th that the "Giants" led the "Champions," and then only by the percentage figures of .652 to .646. Baltimore leading at that date with but .676, so it will be seen that the fight between those three was nip and tuck after the end of August. At that time the "Phillies," the Brooklyns and the Clevelands were struggling equally hard for fourth place, the "Phillies" leading, with Brooklyn fifth and Cleveland sixth. By this time Washington had comfortably buried the Louisvilles in the last ditch, and no resurrection followed.

THE SEPTEMBER CAMPAIGN RECORD.

The feature of the last monthly campaign of the championship season was the fight for second place between Boston and New York. When the campaign began Baltimore led with the percentage figures of .667, and it was an exceedingly close fight between the "Champions" and "Giants," the former leading the latter by the percentage figures of .645 to .643 on September 3d. The "Phillies," Brooklyns and Clevelands were the next three in the first division, all three being in the five hundreds in percentage points.

Here is the month's record :

THE SEPTEMBER RECORD.

Date.	Contesting Clubs.	City.	Pitchers.	Score.
Sept. 1	New York vs. Cincinnati....	New York..	German...Whitrock	8-6
" 1	Brooklyn vs. Louisville....	Brooklyn...	Stein ... Hemming	6-5
" 1	Brooklyn vs. Louisville....	Brooklyn...	Kennedy. W'sworth	20-7
" 1	Baltimore vs. Cleveland....	Baltimore...	Gleason....Cuppy	5-2
" 1	Philadelphia vs. St. Louis..	Philadelphia	Carsey.....Hawley	19-9
" 1	Washington vs. Pittsburgh.	Pittsburgh..	Mercer....Menafee	11-4
" 1	Pittsburgh vs. Washington.	Pittsburgh	Ehret.....Mercer	15-6
" 1	Chicago vs. Boston.....	Chicago....	Terry.....Stivetts	15-6

THE SEPTEMBER RECORD—*Continued.*

Date.	Contesting Clubs.	City.	Pitchers.	Score.
Sept. 1	Cincinnati vs. New York...	New York..	Dwyer. Meekin	8-6
" 1	St. Louis vs. Philadelphia..	Philadelphia	Breit'nst'n. F'nnng	8-6
" 2	No games scheduled.....
" 3	New York vs. Cincinnati... New York..	New York..	Meekin.. Fournier	16-2
" 3	New York vs. Cincinnati... New York..	New York..	Rusie..... Dwyer	6-4
" 3	Brooklyn vs. Louisville.... Brooklyn..	Brooklyn..	Lucid..... Knell	6-4
" 3	Brooklyn vs. Louisville.... Brooklyn..	Brooklyn..	Daub..... Inks	9-3
" 3	Boston vs. Chicago..... Boston.....	Boston.....	Staley Griffith	5-4
" 3	Boston vs. Chicago..... Boston.....	Boston.....	Nichols. Hutch'son	11-4
" 3	Baltimore vs. Cleveland.... Baltimore..	Baltimore..	Esper..... Sullivan	13-2
" 3	Baltimore vs. Cleveland.... Baltimore..	Baltimore..	Hawke..... Young	10-3
" 3	Philadelphia vs. St. Louis.. Philadelphia	Philadelphia	Weyhing. Breit'ns'n	8-1
" 3	Philadelphia vs. St. Louis.. Philadelphia	Philadelphia	Jones..... Hawley	6-4
" 3	Pittsburgh vs. Washington.. Pittsburgh	Pittsburgh	Gumbert..... Maul	22-1
" 4	New York vs. Pittsburgh... New York..	New York..	Meekin.... Menafee	14-13
" 4	Cleveland vs. Brooklyn.... Brooklyn..	Brooklyn..	Cuppy..... Stein	8-0
" 4	Boston vs. Louisville..... Boston.....	Boston.....	Stivetts..... Knell	20-11
" 4	Baltimore vs. Chicago..... Baltimore..	Baltimore..	Hemming.... Terry	9-3
" 4	Philadelphia vs. Cincinnati. Philadelphia	Philadelphia	Taylor... Whitrock	6-2
" 4	St. Louis vs. Washington... Washington	Washington	Breit'nst'n. Had'ock	10-7
" 5	New York vs. Pittsburgh... New York..	New York..	Rusie. Ehret	4-0
" 5	Brooklyn vs. Cleveland.... Brooklyn..	Brooklyn..	Kennedy... Young	2-1
" 5	Boston vs. Louisville..... Boston.....	Boston.....	Nichols. Wadsw'th	7-6
" 5	Baltimore vs. Chicago..... Baltimore..	Baltimore..	Gleason. Hutch'ns'n	12-3
" 5	Philadelphia vs. Cincinnati. Philadelphia	Philadelphia	Carsey... ..Dwyer	15-6
" 5	Washington vs. St. Louis... Washington	Washington	St'kdale. A. Clark'n	7-4
" 6	New York vs. Pittsburgh... New York..	New York..	Meekin.... Gumbert	6-5
" 6	Baltimore vs. Chicago..... Baltimore..	Baltimore..	Hawke.... Griffith	14-6
" 6	Philadelphia vs. Cincinnati. Philadelphia	Philadelphia	Weyhing.... Fischer	14-7
" 6	Philadelphia vs. Cincinnati. Philadelphia	Philadelphia	Taylor... Whitrock	16-2
" 6	Washington vs. St. Louis... Washington	Washington	Mercer. Breitenstein	12-2
" 6	Cleveland vs. Brooklyn.... Brooklyn..	Brooklyn..	Sullivan..... Lucid	13-2
" 6	Louisville vs. Boston..... Boston.....	Boston.....	Inks..... Staley	15-10
" 7	No games scheduled.....
" 8	Boston vs. Chicago..... Chicago....	Chicago....	Nichols. Hutchinson	3-1
" 8	Baltimore vs. Louisville.... Louisville..	Louisville..	Gleason..... Knell	6-3
" 8	Brooklyn vs. St. Louis..... St. Louis...	St. Louis...	Stein..... Hawley	6-1
" 8	Pittsburgh vs. Philadelphia. Pittsburgh..	Pittsburgh..	Menafee . Weyhing	13-7
" 8	Cincinnati vs. Washington.. Cincinnati..	Cincinnati..	Dwyer..... Haddock	14-9
" 9	St. Louis vs. Brooklyn..... St. Louis...	St. Louis...	Breitenst'n Kennedy	7-5
" 9	Brooklyn vs. St. Louis..... St. Louis...	St. Louis...	Kennedy... Hawley	11-7
" 9	Baltimore vs. Louisville.... Louisville..	Louisville..	Hemm'g. Wadsw'th	9-4
" 9	Cleveland vs. Chicago..... Chicago....	Chicago....	Cuppy..... McGill	9-5
" 9	Cincinnati vs. Washington.. Cincinnati..	Cincinnati..	Whitrock.... Mercer	4-1
" 9	Cincinnati vs. Washington.. Cincinnati..	Cincinnati..	Fisher.... Stockdale	7-6
" 10	New York vs. Cleveland.... Cleveland..	Cleveland..	Rusie..... Sullivan	13-4
" 10	Boston vs. Chicago..... Chicago....	Chicago....	Stivetts..... Terry	25-8
" 10	Baltimore vs. Louisville.... Louisville..	Louisville..	Esper..... Inks	15-6
" 11	Cleveland vs. New York.... Cleveland..	Cleveland..	Young..... Meekin	13-3
" 11	New York vs. Cleveland.... Cleveland..	Cleveland..	Meekin..... Cuppy	9-1
" 11	Chicago vs. Boston..... Chicago....	Chicago....	Hutchinson... Staley	17-2
" 11	Pittsburgh vs. Philadelphia. Pittsburgh..	Pittsburgh..	Colcolough.. Taylor	9-7
" 11	Pittsburgh vs. Philadelphia. Pittsburgh..	Pittsburgh..	Ehret..... Johnson	9-8
" 12	Brooklyn vs. Chicago..... Chicago....	Chicago....	Stein..... McGill	12-8

|| Protested.

THE SEPTEMBER RECORD—Continued.

Date.	Contesting Clubs.	City.	Pitchers.	Score.
Sept. 12	Philadelphia vs. Louisville..	Louisville..	Carsey.....Knell	5-3
" 12	Baltimore vs. Cincinnati....	Cincinnati..	Gleason.....Dwyer	16-2
" 12	Cleveland vs. Boston.....	Cleveland..	Sullivan....Stivetts	9-8
" 12	Pittsburgh vs. Washington..	Pittsburgh..	Gumbert..Haddock	9-6
" 13	New York vs. St. Louis.....	St. Louis...	Rusie.....Hawley	7-3
" 13	Brooklyn vs. Chicago.....	Chicago....	Kennedy..Hutch's'n	8-3
" 13	Boston vs. Cleveland.....	Cleveland..	Nichols.....Cuppy	11-4
" 13	Philadelphia vs. Louisville..	Louisville..	Weyhing..Wadsw'th	5-2
" 13	Washington vs. Pittsburgh..	Pittsburgh..	Mercer....Menafee	11-6
" 14	St. Louis vs. New York.....	St. Louis...	A.Clarkson..Meekin	1-0
" 15	New York vs. St. Louis.....	St. Louis...	Rusie...Breitenstein	7-2
" 15	Boston vs. Cleveland.....	Cleveland..	Stivetts....Wallace	7-2
" 15	Chicago vs. Brooklyn.....	Chicago....	Hutchinson..Lucid	10-3
" 15	Pittsburgh vs. Washington..	Pittsburgh..	Gumbert..Stockdale	11-6
" 16	Baltimore vs. Cincinnati....	Cincinnati..	Gleason.....Dwyer	14-2
" 16	Cincinnati vs. Baltimore....	Cincinnati..	Parrott....Hawley	4-3
" 16	Washington vs. Louisville..	Louisville..	Mercer.....Inks	7-6
" 16	Chicago vs. Brooklyn.....	Chicago....	Griffith.....Stein	13-5
" 17	New York vs. Chicago.....	Chicago....	Meekin..Hutchinson	5-2
" 17	Baltimore vs. Pittsburgh....	Pittsburgh..	Hemming..Menafee	10-2
" 17	Baltimore vs. Pittsburgh....	Pittsburgh..	Esper.....Ehret	4-1
" 17	Cleveland vs. Brooklyn....	Cleveland..	Sullivan..Kennedy	12-6
" 17	St. Louis vs. Boston.....	St. Louis...	Hawley....Nichols	6-5
" 17	Louisville vs. Washington..	Louisville..	Knell.....Haddock	7-6
" 18	New York vs. Chicago.....	Chicago....	Rusie.....Terry	4-3
" 18	New York vs. Chicago.....	Chicago....	Meekin....Griffith	9-6
" 18	Cleveland vs. Brooklyn....	Cleveland..	Young.....Daub	9-3
" 18	Brooklyn vs. Cleveland....	Cleveland..	Lucid.....Cuppy	7-1
" 18	Baltimore vs. Pittsburgh....	Pittsburgh..	Gleason Colcolough	15-8
" 18	Philadelphia vs. Cincinnati.	Cincinnati..	Taylor....Fischer	10-4
" 18	Washington vs. Louisville..	Louisville..	Mercer..Wadsworth	9-4
" 18	St. Louis vs. Boston.....	St. Louis...	Breitenstein Stivetts	5-1
" 19	New York vs. Chicago.....	Chicago....	Meekin..Hutchinson	4-3
" 19	Philadelphia vs. Cincinnati.	Cincinnati..	Carsey...Whitrock	12-11
" 19	Cincinnati vs. Philadelphia.	Cincinnati..	Parrott...Weyhing	8-3
" 19	St. Louis vs. Boston.....	St. Louis...	Hawley....Stivetts	5-4
" 20	Pittsburgh vs. New York....	Pittsburgh..	Menafee.....Rusie	10-3
" 20	Boston vs. Louisville.....	Louisville..	Nichols.....Inks	4-3
" 20	Cleveland vs. Washington..	Cleveland..	Wallace.....Boyd	14-8
" 20	Chicago vs. Philadelphia....	Chicago....	Abbey.....Johnson	20-4
" 21	New York vs. Pittsburgh....	Pittsburgh..	Meekin....Ehret	4-4
" 21	Boston vs. Louisville.....	Louisville..	Staley.....Knell	13-6
" 21	Baltimore vs. St. Louis.....	St. Louis...	Hemming Breit'st'n	8-4
" 21	Washington vs. Cleveland..	Cleveland..	Mullarky...Young	4-3
" 21	Chicago vs. Philadelphia....	Chicago....	Hutchinson..Taylor	11-5
" 22	New York vs. Pittsburgh....	Pittsburgh..	Rusie...Colcolough	6-2
" 22	Pittsburgh vs. New York....	Pittsburgh..	Ehret.....German	4-1
" 22	Brooklyn vs. Cincinnati....	Cincinnati..	Stein.....Fischer	11-6
" 22	Philadelphia vs. Chicago....	Chicago....	Carsey.....Abbey	9-6
" 22	Baltimore vs. St. Louis.....	St. Louis...	Esper.....Hawley	6-4
" 22	Boston vs. Louisville.....	Louisville..	Stivetts..Wadsworth	3-2
" 22	Louisville vs. Boston.....	Louisville..	Inks.....	6-4
" 22	Cleveland vs. Washington..	Cleveland..	Sullivan..Anderson	6-5
" 23	Brooklyn vs. Cincinnati....	Cincinnati..	Kennedy..Whitrock	10-9

|| Forfeited.

THE SEPTEMBER RECORD—*Continued.*

Date.	Contesting Clubs.	City.	Pitchers.	Score.
Sept. 23	Cincinnati vs. Brooklyn....	Cincinnati..	Parrott.....Daub	3-2
23	Washington vs. Chicago....	Chicago.....	Mullarky....Terry	6-5
" 23	Chicago vs. Washington....	Chicago.....	Griffith.....Boyd	11-5
" 23	Baltimore vs. St. Louis....	St. Louis....	Esper..Breitenstein	10-4
" 24	New York vs. Louisville....	Louisville..	Meekin.....Knell	8-7
" 24	Boston vs. Cincinnati.....	Cincinnati..	Stivetts....Fischer	7-4
" 24	Cleveland vs. Baltimore....	Cleveland..	Cuppy....Gleason	12-7
" 24	Pittsburgh vs. Brooklyn....	Pittsburgh..	Menafee....Stein	10-4
" 24	Chicago vs. Washington....	Chicago.....	Hutch'sonStockd'le	17-5
" 24	Philadelphia vs. St. Louis..	St. Louis....	Johnson..A.Clarks'n	21-1
" 25	New York vs. Louisville....	Louisville..	Rusie..Wadsworth	15-3
" 25	Baltimore vs. Cleveland....	Cleveland..	Esper.....Young	14-9
" 25	Cincinnati vs. Boston.....	Cincinnati..	Parrott....Nichols	9-7
" 25	Cincinnati vs. Boston.....	Cincinnati..	Whitrock...Hodson	5-1
" 25	St. Louis vs. Philadelphia..	St. Louis....	Hawley...Figgemeir	14-7
" 25	Pittsburgh vs. Brooklyn....	Pittsburgh..	Jordan....Kennedy	10-7
" 26	New York vs. Louisville....	Louisville..	Meekin.....Inks	9-5
" 26	Baltimore vs. Cleveland....	Cleveland..	Hemming...Cuppy	7-6
" 26	Pittsburgh vs. Brooklyn....	Pittsburgh..	Colcolo'h..Kennedy	9-8
" 26	St. Louis vs. Philadelphia..	St. Louis..	Breit'stein..Johnson	12-6
" 27	New York vs. Cincinnati....	Cincinnati..	Clark.....Fischer	11-4
" 27	Boston vs. Pittsburgh.....	Pittsburgh..	Stivetts.....Ehret	8-1
" 27	Cleveland vs. Philadelphia..	Cleveland..	Young....Weyhing	26-4
" 28	New York vs. Cincinnati....	Cincinnati..	German...Whitrock	9-8
" 28	Pittsburgh vs. Boston.....	Pittsburgh..	Gumbert...Nichols	15-9
" 28	Cleveland vs. Philadelphia..	Cleveland..	Wallace....Carsey	8-6
" 29	Cincinnati vs. New York...	Cincinnati..	Parrott....Meekin	7-6
" 29	St. Louis vs. Washington...	St. Louis....	Hawley...Anderson	6-4
" 29	Chicago vs. Baltimore.....	Chicago....	Hutchinson..Gleason	5-4
" 29	Cleveland vs. Philadelphia..	Cleveland..	Sullivan....Taylor	11-3
" 29	Boston vs. Pittsburgh.....	Pittsburgh..	Hodson...Menafee	6-5
" 29	Brooklyn vs. Louisville....	Louisville..	Stein.....Knell	11-4
" 30	Baltimore vs. Chicago.....	Chicago....	Esper.....Terry	20-9
" 30	Louisville vs. Brooklyn....	Louisville..	Wadsworth...Daub	10-8
" 30	Brooklyn vs. Louisville....	Louisville..	Stein.....Inks	12-4
" 30	St. Louis vs. Washington...	St. Louis....	Breit'sn's..Mullarky	14-2
" 30	St. Louis vs. Washington...	St. Louis....	Hawley.....Boyd	10-4
" 30	Cleveland vs. Cincinnati....	Cincinnati..	Cuppy.....Dwyer	16-16

THE PITCHING OF 1894.

The pitching of 1894 in the National League arena was in advance of that of 1893, but it has yet to reach the point of perfect work in the box. Somehow or other, managers of teams cannot get it out of their heads that great speed is the principal factor of success in pitching, when the fact is that speed is but an aid to success, secondary in value to that of strategic skill in delivering the ball to the bat.

The experience of the past season in connection with the limit of speed in pitching presents some valuable sugges-

tions which team managers will do well to bear in mind this year. Some years ago, the swift pitching—which had then about reached the highest point of speed—proved to be so costly in its wear and tear upon the catchers that clubs had to engage a corps of reserve catchers, in order to go through a season's campaign with any degree of success. Afterward, however, the introduction of the protective "mitts" led to some relief being afforded the catchers who had been called upon to face the swift pitching of the "cyclone" pitchers of the period. The seasons of 1893 and 1894 were marked by some exhibitions of swift pitching unequalled in the annals of the game, and yet it was not effective in placing the team which held the cyclone pitchers in the lead. If the speed of the ball is too great for catchers to handle, even with the protection the breast pads, masks and the padded gloves of the period afford, why then it is worse than useless. It was skilful, strategic pitching which helped to win the pennant in 1894, and not "cyclone" pitching. Speed is all very well as an important accessory, but without the best of catching to support it, and thorough command of the ball to give it full effect, it is more costly than otherwise.

The Pitching Percentages for 1894.

THE CHAMPION BALTIMORE CLUB'S RECORD.

The complete record of the pitching percentages of victories pitched in, shows that Baltimore's full season's team of pitchers had a general percentage of victories pitched in of .695 by the eight pitchers who occupied the box during the season's campaign. This record excelled the percentage figures of New York's team of five pitchers by 31 points, and that of Boston's seven pitchers by 66 points, the respective percentage figures being, .695, .664 and .629. These figures show the relative strength of the three battery teams, as far as the record of percentage can show them. A better criterion of pitching skill would be, of course, at command, were the scoring rules giving the data of runs earned off the pitching revised properly; but as they were not in 1894, we have to take the next best data at command, that being the percentage of victories pitched in. Taking the records of the first three pitchers named in the Baltimore "battery" team record, as a whole, we do not hesitate to award to McMahon the position of leading pitcher of the club for 1894. Brown led McMahon in percentage of victories against the five Eastern teams, but the former was last on the list against the six Western teams, McMahon's percentage figures against the Western batsmen being .812 against Brown's .500. Against the Eastern teams Brown's

figures were .750 to McMahon's .706. But McMahon pitched in 17 games against the Eastern batsmen, to Brown's 4 games only, and that fact counts to McMahon's advantage. Esper stood second in percentage figures against the Western batsmen with the percentage of .889 in 9 games to McMahon's .812 in 16 games. Gleason stood third against the Eastern teams with .625 to McMahon's .706; but against the West, Gleason was fourth, with the percentage of .769 to McMahon's .812. Hawke did service against the West with .688 to .556 against the East. Inks and Mullane stood even at .667 against the West, but Inks led Mullane by .511 to .500 against the East. Horner only pitched in one game. Here is a full record of the eight pitchers of the Baltimore team of 1894, showing what each pitcher did against the Eastern and Western batsmen separately, in victories and defeats against each club, and in percentage of victories pitched in against the batsmen of each section. It is a valuable record, if only in its showing what each pitcher did in the way of victories, against each club of each division.

THE BALTIMORE CLUB'S RECORD.

BALTIMORE vs.	Victories and Defeats.	EASTERN CLUBS.						Per cent. of Victories.	WESTERN CLUBS.						Per cent. of Victories.		
		New York.	Boston.	Philadelphia.	Brooklyn.	Washington.	Totals.		Cleveland.	Pittsburgh.	Chicago.	St. Louis.	Cincinnati.	Louisville.		Totals.	
																	W
Brown	W	0	0	1	1	1	3	.750	Hemming..	1	1	1	1	0	1	5	1.000
	L	0	1	0	0	0	1			0	0	0	0	0	0	0	
McMahon..	W	3	2	2	2	3	12	.706	Esper.....	3	1	1	2	0	1	8	.889
	L	3	2	0	0	0	5			0	1	0	0	0	0	1	
Gleason....	W	1	0	1	2	1	5	.625	McMahon..	2	0	2	3	3	1	9	.811
	L	1	1	0	0	1	3			1	2	0	0	0	0	3	
Inks	W	1	0	1	0	2	4	.571	Gleason....	1	2	2	3	0	2	10	.769
	L	0	0	1	2	0	3			1	0	1	0	1	0	3	
Hawke.....	W	0	1	0	1	3	5	.556	Hawke.....	1	1	3	2	2	1	11	.688
	L	2	1	0	1	0	4			0	0	1	1	2	1	5	
Mullane....	W	2	0	1	1	1	5	.500	Inks.	1	0	0	1	1	1	4	.667
	L	0	3	1	1	0	5			0	1	0	0	0	1	2	
Esper	W	0	0	0	1	0	1	.500	Mullane....	0	0	0	1	1	0	2	.667
	L	0	0	1	0	0	1			0	0	1	0	0	0	1	
Horner.....	W	0	0	0	0	0	0	.000	Brown	0	1	0	0	0	0	1	.500
	L	0	0	1	0	0	1			1	0	0	0	0	0	1	

It will be seen by the above table that, while Brown did not pitch in a single victory against the two clubs standing next to Baltimore in the race, McMahon pitched in five victories; and

yet Brown's percentage figures exceeded McMahon's by .750 to .706 against the five clubs as a whole, owing to McMahon's pitching in five defeats, against Brown's single defeats against the New York and Boston batsmen. Hemming's record is A No. 1, as far as he pitched, but he did not pitch in a single game against the Eastern teams, to the extent of a full record of innings pitched in.

Here is the record for the whole season, showing the total percentage :

THE BALTIMORE PITCHERS' FULL RECORD.

PITCHERS.	Victories.	Defeats.	Games Pitched.	Per cent. of Victories.	PITCHERS.	Victories.	Defeats.	Games Pitched.	Per cent. of Victories.
Hemming.....	5	0	5	1.000	Hawke.....	16	9	25	.640
Esper.....	2	2	11	.818	Inks.....	8	5	13	.615
McMahon.....	25	8	33	.758	Mullane.....	7	6	13	.538
Gleason.....	15	6	21	.714	Horner.....	0	1	1	.000
Brown.....	4	2	6	.667					

These tables include all victories and defeats of the season, whether counted or thrown out. It will be seen that only three pitchers pitched in a majority of the games played.

THE NEW YORK CLUB'S PITCHING RECORD.

The New York club, in 1894, went through the season's campaign with the fewest pitchers in their team of any of the twelve clubs. Moreover, their "battery" teams of the season, as a whole, surpassed those of any of the club's previous batteries since the club was organized. Led by Meekin and Farrell—the champion "battery" of 1894—followed by pitchers Rusie, Westervelt, German and Clarke, with catchers Wilson and Doyle, the club presented battery strength sufficient to have carried the team to the goal, but for sundry drawbacks they met with during the early part of the championship campaign, especially during April and May. And handicapped as they were, they managed to close the season in second place, after brilliant rallying work during the last three months of the campaign, when their pitchers were well backed up by better team-work than they had at command up to July.

In giving the record of the work done by the club pitchers, we have deemed it essential to divide the tables up into sections, showing the work done in the box against both the Eastern and

Western teams separately, as well as the table showing the aggregate figures of the individual percentages of victories pitched in. Thus it will be seen in the appended table, that while Meekin's pitching was more successful against the batsmen of the Eastern teams, Rusie excelled Meekin in downing the batsmen of the Western teams, by a percentage of victories of .889 against .778 for Meekin. But it should be remembered that in pitching against the batsmen of the three leading teams in the race opposed to them, Meekin pitched in 7 victories out of 11 games, while Rusie only pitched in 6 victories out of 14 games. Against the three most successful of the Western teams, too, Meekin pitched in 13 victories against Rusie's 12. Taking the season's figures as a whole, Meekin led Rusie by the percentage figures of .783 to .735, quite a difference in favor of Meekin. German led Westervelt against the Eastern teams, but the latter led against the Western batsmen, and also had the best percentage figures, in the aggregate of the season, by .498 to German's .471; Clark being in the last ditch in all three tables. Westervelt was a new man in the field compared to German, but he is very likely to excel his last year's record in 1895. The best individual records in victories pitched in by the two leaders, were Rusie's 6 to 0 against Louisville, and Meekin's 3 to 0 against Baltimore. German's best was 2 to 0 against Washington, and Westervelt's was 1 to 0 against Baltimore; Clarke's best being 1 to 0 against Philadelphia.

Here are the records of the pitchers of the team against the five Eastern and the six Western teams for 1894 :

THE SECTIONAL RECORDS.

NEW YORK vs.	Victories and Defeats.	EASTERN CLUBS.						Per cent. of Victories.	WESTERN CLUBS.							Per cent. of Victories.	
		Baltimore.	Boston.	Philadelphia.	Brooklyn.	Washington.	Totals.		Cleveland.	Pittsburgh.	Chicago.	St. Louis.	Cincinnati.	Louisville.	Totals.		
Meekin.....	W 3 L 0	3 1	3 0	1 0	3 0	4 1	14 4	.778	Rusie.....	4 0	4 1	4 0	4 2	2 0	6 0	24 27	.889
Rusie.....	W 2 L 2	2 3	2 3	2 3	3 3	1 1	10 10	.545	Meekin.....	4 1	4 0	3 1	2 1	2 0	5 0	22 26	.783
German....	W 1 L 1	0 1	0 1	1 0	0 2	0 2	4 4	.500	Westervelt	1 0	0 1	0 1	1 1	1 0	4 1	4 5	.571
Westervelt	W 0 L 2	1 1	0 2	1 1	1 0	1 6	3 6	.333	German....	1 0	1 0	1 1	1 2	1 1	1 5	4 11	.471
Clarke.....	W 0 L 1	0 0	0 0	1 0	0 0	1 2	1 2	.333	Clarke.....	0 1	0 1	0 0	0 0	1 0	1 2	1 2	.333

THE SUMMARY.

The summary giving the full totals of the season's record entire is appended:

PITCHERS.	Victories.	Defeats.	Games Pitched.	Per cent. of Victories.	PITCHERS.	Victories.	Defeats.	Games Pitched.	Per cent. of Victories.
Meekin	36	10	46	.783	German.....	8	9	17	.471
Rusie.	36	13	49	.735	Clarke.....	2	4	6	.333
Westervelt.	7	9	16	.498					

THE BOSTON CLUB'S PITCHING RECORD.

While the Boston team of 1893 went through the season of that year with virtually but four pitchers to do their box work—Quarles and Coyle pitching in but three games in 1893—the batteries of the club for 1894 included seven pitchers, two of the seven each pitching in but single games, Nichols, Stivetts and Staley doing the brunt of the work of the past season. Nichols did his best work against the five Eastern teams, he being most effective against Philadelphia and Brooklyn, neither of which clubs won a game with him in the box against them. He also took both Cleveland and Louisville into camp without their being able to win a single game off his pitching, the only team to strike even figures in games against his pitching being the Cincinnati—3 to 3, Baltimore winning 2 out of 3 with Nichols opposed to them, and New York 2 out 5, St. Louis also getting the same figures. Beyond question, Nichols led the Boston pitching record of 1894, he ranking in strategic skill with the best in the League. Stivetts excelled even Nichols against the Western batsmen by a percentage of .763 to Nichols' .692; but against the stronger Eastern teams Nichols led Stivetts by the percentage figures of .756 to .417, an advantage more than offsetting the Western figures of the two pitchers. Lovett and Hodson both excelled Stivetts against the Eastern teams, by .714 and .500, respectively, against Stivetts' .417; but against the Western teams, Stivetts led by .763 to Hodson's .600 and Lovett's .500. Staley was very ineffective against the batsmen of both sections. Lampe pitched in but one game, and that one a defeat by Pittsburgh; Stephens pitching, too, in but one game but it was a victory over Washington.

Here are the sectional records for the season, together with the column giving the totals of the season:

THE SECTIONAL RECORDS.

BOSTON	vs.	EASTERN CLUBS.							WESTERN CLUBS.							Per cent of Victories.	Grand Totals.	Grand Percentage.
		Victories and Defeats.	Baltimore.	New York.	Philadelphia.	Brooklyn.	Washington.	Totals.	Cleveland.	Pittsburgh.	Chicago.	St. Louis.	Cincinnati.	Louisville.	Totals.			
Stephens..	W	0	0	0	0	1	1	1.000	0	0	0	0	0	0	.000	1	1.000	
	L	0	0	0	0	0	0		0	0	0	0	0	0				0
Nichols	W	1	3	4	4	3	15	.756	3	3	3	3	3	18	.692	33	.717	
	L	2	2	0	0	1	5		3	2	1	2	2	0				8
Stivetts	W	4	1	0	1	2	8	.471	3	3	3	2	2	13	.763	14	.650	
	L	1	1	3	3	1	9		2	0	1	2	0	0				3
Lovett	W	1	1	1	1	1	5	.714	0	0	0	0	1	1	.500	4	.636	
	L	0	1	0	1	0	2		0	0	1	1	0	0				2
Hodson	W	0	0	1	0	0	1	.500	2	1	0	0	0	3	.600	4	.571	
	L	0	0	0	1	0	1		0	0	0	1	1	0				2
Staley.	W	2	1	0	0	2	5	.385	1	1	1	1	1	5	.371	13	.481	
	L	1	2	3	1	1	8		1	2	0	0	2	2				6
Lampe	W	0	0	0	0	0	0	.000	0	0	0	0	0	0	.000	0	.006	
	L	0	0	0	0	0	0		0	1	0	0	0	0				1

THE PHILADELPHIA CLUB'S PITCHING RECORD.

Under the Philadelphia club's management of 1893 but three pitchers were in the box in over 20 games each; and but two others in 10 games and over, seven pitchers being employed during that season. In 1894, the blunder was committed of experimenting with no less than *thirteen* pitchers with the result of finding it difficult to reach fourth place at the end of the race; while the club, after being in second place in April, fell down to the second division in July. But for this error of judgment, the team might have ended among the three leaders. Of those who pitched in over 10 games, Taylor took a decided lead by a total percentage of .706 to Weyhing's .548 and Carsey's .533. Of those who pitched in less than 10 games and over 5, Harper led with .667 to Haddock's

.571. None of the other pitchers reached average figures—.500—except Jones, who only pitched in one game, which he won against St. Louis, while four of the thirteen did not pitch in a single victory. Experimenting with thirteen pitchers was a costly mistake in the management, and should not be repeated. It is bad enough to try too many changes in the *in* and *out* field teams, but worse in battery-team-experiments of this kind. Harper led in percentage of victories with .800 against the Eastern club batsmen, while Taylor led against those of the West with .728. The failures of the season were Fanning, Callahan, Johnson, Turner, Burns, Figgemeir and Lukens, the former being the only pitcher of the seven who pitched in a single victory against the Eastern batsmen.

Here is the record in full:

PHILADELPHIA vs.	Victories and Defeats.	EASTERN CLUBS.						WESTERN CLUBS.										
		Baltimore.	New York.	Boston.	Brooklyn.	Washington.	Totals.	Per cent. of Victories.	Cleveland.	Pittsburgh.	Chicago.	St. Louis.	Cincinnati.	Louisville.	Totals.	Per cent. of Victories.	Grand Totals.	Grand Percentage.
Jones	W	0	0	0	0	0	0	.000	0	0	0	1	0	0	1	1.000	1	1.000
Taylor	W	3	2	2	0	3	10	.625	4	2	2	0	3	3	14	.778	24	.706
Harper.....	W	0	1	2	1	0	4	.800	1	1	0	0	0	0	4	.500	6	.667
Haddock....	W	0	1	1	1	0	3	.750	0	1	0	0	0	0	1	.333	4	.571
Weyhing....	W	0	2	0	3	3	8	.615	0	2	1	1	2	3	9	.500	17	.548
Carsey	W	1	1	1	2	2	7	.467	0	2	2	1	2	2	9	.600	16	.533
Callahan....	W	1	2	3	1	1	8	.000	2	1	1	0	1	0	6	.667	2	.400
Fanning.....	W	0	0	0	1	0	1	.500	0	0	0	0	0	0	0	.000	1	.250
Johnson.....	W	0	0	0	0	0	0	.000	0	0	0	1	0	0	1	.250	3	.250
Turner.....	W	0	0	0	0	0	0	.000	0	0	0	0	0	0	0	.000	0	.000
Burns.....	W	0	0	0	0	0	0	.000	0	0	1	0	0	0	1	.000	1	.000
Figgemeir....	W	0	0	0	0	0	0	.000	0	0	0	0	0	0	0	.000	0	.000
Lukens.....	W	0	0	0	0	0	0	.000	0	0	0	0	0	0	0	.000	0	.000
	L	1	0	0	0	0	1	.000	0	0	0	0	0	1	1	.000	2	.000

THE BROOKLYN CLUB'S PITCHING RECORD.

The Brooklyn club experimented with nine pitchers in 1894, of which but three were able to exceed the average in percentage of victories. Of the three, Stein took the lead with the total percentage figures of .650 against Kennedy's .545, Daub being third with but .406 to his credit, all the others pitching in less than 10 games. No less than four of the nine failed to pitch in a single victory. Lucid did good work in the few games he pitched in, his victory over Boston being noteworthy. But he pitched in as many defeats against the Western teams as he did in victories. Four of the nine were worthless for skilful, strategic pitching.

Here is the club's total record in full :

BROOKLYN vs.	Victories and Defeats.	EASTERN CLUBS.						Per cent. of Victories.	WESTERN CLUBS.						Per cent. of Victories.	Grand Totals.	Grand Percentage.		
		Baltimore.	New York.	Boston.	Philadelphia.	Washington.	Totals.		Cleveland.	Pittsburgh.	Chicago.	St. Louis.	Cincinnati.	Louisville.				Totals.	
Stein.....	W	3	2	2	2	2	3	12	.632	2	2	2	3	2	3	14	.667	26	.650
	L	1	1	2	2	1	2	7	0	1	1	1	1	2	1	7	0	14	
Lucid.....	W	0	0	1	0	0	0	1	1.000	1	0	0	1	0	0	3	.500	4	.571
	L	0	0	0	0	0	0	0	0	1	0	2	0	0	0	3	0	3	
Kennedy.....	W	1	3	3	1	1	9	9	.500	2	4	2	3	2	2	15	.577	24	.545
	L	2	3	2	1	1	9	9	0	2	3	2	2	1	11	0	20	0	
Gastright.....	W	0	0	0	0	2	2	2	.500	0	0	1	0	0	0	1	.333	3	.429
	L	1	0	0	1	0	2	2	0	0	0	1	0	1	2	2	0	3	
Daub.....	W	0	0	0	1	1	2	2	.222	1	1	1	1	2	2	8	.500	10	.406
	L	1	1	1	2	2	7	7	0	2	1	0	1	2	2	8	0	15	
Underwood.....	W	0	0	0	1	1	2	2	.400	0	0	0	0	0	0	0	.000	2	.400
	L	1	0	1	1	0	3	3	0	0	0	0	0	0	0	0	0	3	
G. Sharrott.....	W	0	0	0	0	1	1	1	.333	0	0	0	0	0	0	0	.000	1	.333
	L	1	0	0	1	0	2	2	0	0	0	0	0	0	0	0	0	2	
Sommerville.....	W	0	0	0	0	0	0	0	.000	0	0	0	0	0	0	0	.000	0	.000
	L	1	0	0	0	0	1	1	0	0	0	0	0	0	0	0	0	1	
Korwan.....	W	0	0	0	0	0	0	0	.000	0	0	0	0	0	0	0	.000	0	.000
	L	0	0	0	1	0	1	1	0	0	0	0	0	0	0	0	0	1	

THE CLEVELAND CLUB'S PITCHING RECORD.

The Cleveland club's management made as great a mistake in 1894 as that of the Philadelphia club in experimenting with too many pitchers. They tried but six pitchers in 1892, when they won the championship of the second half of the divided season of that year, and in 1893 put eight in the box. But last

year they engaged no less than thirteen pitchers to experiment with, and from third place in 1893 with eight pitchers, they ended in sixth position in 1894 with thirteen. Of those who pitched in over 20 games, Cuppy led with the percentage figures of .568, Young being second with .543. Of those who pitched in over 10 games and less than 20, Sullivan led with .600, followed by John Clarkson with .533. Of those who pitched in less than 10 games, but one reached average figures in percentage, Menafee pitching in only one game, a victory over Brooklyn, and Mullane in but 3, of which 2 were victories over St. Louis and Louisville. Cuppy did fine box work against the five Western clubs opposed to him, but he was excelled by Young against the Eastern batsmen. Five of the thirteen failed to pitch in a single victory.

Here is the record in full :

CLEVELAND vs.	Victories and Defeats.	EASTERN CLUBS.							WESTERN CLUBS.						Grand Totals.	Grand Percentage.	
		Baltimore.	New York.	Boston.	Philadelphia.	Brooklyn.	Washington.	Totals.	Per cent. of Victories.	Pittsburgh.	Chicago.	St. Louis.	Cincinnati.	Louisville.			Totals.
Menafee.....	W	0	0	0	0	1	0	1	1.000	0	0	0	0	0	0	1	1.000
	R	0	0	0	0	0	0	0		0	0	0	0	0	0	0	
Mullane.....	W	0	0	0	0	0	0	0	.000	1	0	1	1	2	2	2	.667
	R	0	0	0	0	0	0	0		0	0	0	0	0	0	0	
Sullivan.....	W	0	1	1	1	2	1	6	.600	0	0	0	0	0	0	6	.600
	R	1	1	1	1	0	0	4		0	0	0	0	0	4	0	
Cuppy.....	W	2	2	4	3	0	1	7	.368	2	2	3	3	2	4	14	.778
	R	2	4	3	0	1	2	12		2	0	0	2	2	0	4	
Young.....	W	1	1	1	3	2	2	11	.440	1	4	3	4	2	14	25	.667
	R	4	3	2	1	2	2	14		3	0	1	1	2	7	21	
J. Clarkson....	W	0	1	0	0	0	0	1	.167	1	2	2	1	1	7	8	.778
	R	1	0	2	1	1	0	5		0	0	1	0	2	2	7	
Wallace.....	W	0	0	0	1	0	0	1	.667	0	0	0	0	0	0	2	.000
	R	0	0	1	0	0	0	1		0	0	0	0	1	1	2	
Griffith.....	W	0	0	0	1	0	1	2	.500	0	0	0	1	0	1	3	.500
	R	1	1	0	0	0	0	2		0	0	1	0	0	1	3	
Lyster.....	W	0	0	0	0	0	0	0	.000	0	0	0	0	0	0	0	.000
	R	0	0	0	0	1	0	1		0	0	0	0	0	0	1	
Whitrock.....	W	0	0	0	0	0	0	0	.000	0	0	0	0	0	0	0	.000
	R	0	0	0	1	0	0	1		0	0	0	0	0	0	1	
Knauss.....	W	0	0	0	0	0	0	0	.000	0	0	0	0	0	0	0	.000
	R	0	0	0	0	0	0	0		1	0	0	0	1	1	1	
Fischer.....	W	0	0	0	0	0	0	0	.000	0	0	0	0	0	0	0	.000
	R	0	0	0	1	1	0	2		0	0	0	0	0	0	2	
Petty.....	W	0	0	0	0	0	0	0	.000	0	0	0	0	0	0	0	.000
	R	0	0	0	0	0	0	0		1	1	0	0	2	2	2	

THE PITTSBURGH CLUB'S PITCHING RECORD.

Of the nine pitchers employed by the Pittsburgh club in 1894 only three pitched in 20 games and over, and of this trio Killen led in percentage figures with .583, against Gumbert's .563 and Ehret's .389. The latter's blunders, outside of his actual box work, damaged him in his field support and in loss of local favor, otherwise he would have probably led in the season's record against the Eastern clubs. Gumbert led Killen by .471 to .364 in percentage figures, Killen being the most effective against the Western teams. Of those who pitched in 10 games and less than 20, Colcolough did the best work, with average percentage figures against the batsmen of both sections, with an even .500 in percentage figures against both, Menafee being second against both with .333 each. Of those who pitched in 5 games and less than 10, Nicol took the lead with the total figures of .667. Terry was a failure in Pittsburgh, but did well in Chicago. Easton was the last ditch pitcher, not winning a game. Ehret's record against Cleveland was the best of the season—not a single lost game out of the series he pitched in. Jordan won his single game.

Here is the record:

PITTSBURGH vs.	Victories and Defeats.	EASTERN CLUBS.							Per cent. of Victories.	WESTERN CLUBS.							Per cent. of Victories.	Grand Totals.	Grand Percentage.
		Baltimore.	New York.	Boston.	Philadelphia.	Brooklyn.	Washington.	Totals.		Cleveland.	Chicago.	St. Louis.	Cincinnati.	Louisville.	Totals.				
Jordan.....	W	0	0	0	0	1	0	1	1.000	0	0	0	0	0	0	0	0	1	1.000
	L	0	0	0	0	0	0	0		0	0	0	0	0	0	0	0	0	
Nicol.....	W	0	0	0	1	0	0	1	1.000	0	0	1	2	0	3		.600	4	.667
	L	0	0	0	0	0	0	0		1	0	0	0	1	2			2	
Killen.....	W	1	1	1	2	2	0	7	.364	2	0	1	0	0	3		.769	10	.583
	L	1	0	1	1	1	4	8		0	2	2	2	4	10			18	
Gumbert.....	W	1	3	2	1	1	1	9	.471	0	0	2	2	2	5		.667	14	.563
	L	1	0	1	1	1	0	3		0	1	1	1	4				7	
Colcolough....	W	1	1	0	1	0	0	3	.500	1	1	1	1	0	4		.500	7	.500
	L	1	1	0	1	0	0	3		7	0	1	1	1	10			18	
Ehret.....	W	2	2	2	3	3	1	14	.364	0	3	2	1	0	8		.556	22	.389
	L	1	1	0	0	2	0	4		0	0	0	0	0	0		.000	4	
Menafee.....	W	1	1	2	1	1	2	8	.333	0	0	0	0	0	0		.000	8	.333
	L	0	0	0	0	0	0	0		0	0	0	0	0	0			0	
Terry.....	W	0	0	0	0	0	0	0	.000	0	0	0	0	0	0		.000	0	.000
	L	0	0	0	0	0	0	0		0	0	0	1	0	1			1	
Easton.....	W	0	0	0	0	0	0	0	.000	0	0	0	0	0	0		.000	0	.000
	L	0	0	0	0	0	0	0		0	0	0	0	1	1			1	

THE CHICAGO CLUB'S RECORD.

The Chicago club, in 1894, placed only seven pitchers in the box, of which but three pitched in 20 games and over, and but two in not less than 10 games and not less than 20. Of the three former, Griffith led with a percentage of victories pitched in of .645 to Stratton's .643 and Hutchinson's .471, McGill being fourth with but .240. Of those who pitched in not less than 5 games, besides the above pitchers, Abbey led with .333, Terry's figures being .294, the Eastern batsmen punishing him badly. Camp pitched in but one game, and that a defeat.

Here is the club record of the pitching :

CHICAGO vs.	Victories and Defeats.	EASTERN CLUBS.							WESTERN CLUBS.						Grand Totals.	Grand Percentage.		
		Baltimore.	New York.	Boston.	Philadelphia.	Brooklyn.	Washington.	Totals.	Per cent. of Victories.	Cleveland.	Pittsburgh.	St. Louis.	Cincinnati.	Louisville.			Totals.	Per cent. of Victories.
Griffith.....	W	1	0	2	2	2	2	10		1	3	1	3	2	10		20	
	L	1	2	1	0	1	1	6	.625	2	1	0	1	1	5	.667	11	.645
Stratton.....	W	0	1	1	0	2	1	5		0	0	2	1	4		9		
	L	0	0	0	1	0	1	2	.714	1	1	0	1	0	3	.571	5	.643
Hutchinson.....	W	2	1	1	2	1	2	9		0	2	2	1	2	7		16	
	L	3	5	2	1	2	0	13	.409	1	2	1	1	0	5	.583	18	.471
Abbey.....	W	0	0	0	1	0	1	1		0	0	0	0	0		2		
	L	0	0	0	1	1	1	2	.333	0	1	2	1	0	1	.000	4	.333
Terry.....	W	0	0	1	0	1	0	2		1	1	0	0	1	3		5	
	L	3	3	2	1	1	2	12	.143	0	0	0	0	0	0	1.000	12	.294
McGill.....	W	0	0	0	2	0	0	0		0	0	1	1	2	4		6	
	L	2	1	2	1	1	0	7	.222	4	2	2	2	2	12	.250	19	.240
Camp.....	W	0	0	0	0	0	0	0		0	0	0	0	0		0		
	L	0	0	0	0	0	0	0	.000	1	0	0	0	0	1	.000	1	.000

THE ST. LOUIS CLUB'S RECORD.

The St. Louis club tried seven pitchers in 1894, and but one reached the percentage average of .500 and over, and that one was Breitenstein, who had .519; Hawley being second with .419, and A. Clarkson third with .360, Gleason making but little effort in the St. Louis box, though he did better in that of Baltimore, his percentage being but .250 in the St. Louis team. Clark, Sullivan and Mason were failures, not one of them pitching in a single victory.

Here is the record :

St. Louis vs.	Victories and Defeats.	EASTERN CLUBS.							WESTERN CLUBS.									
		Baltimore.	New York.	Boston.	Philadelphia.	Brooklyn.	Washington.	Totals.	Per cent. of Victories.	Cleveland.	Pittsburgh.	Chicago.	Cincinnati.	Louisville.	Totals.	Per cent. of Victories.	Grand Totals.	Grand Percentage.
Breitenstein	W	1	2	1	4	3	2	13	.448	2	4	2	3	3	14	.609	27	.519
	L	5	2	3	1	2	2	16		2	2	2	2	0	9		25	
Hawley.....	L	1	0	4	2	1	2	10	.417	1	1	2	1	2	8	.421	18	.419
	W	2	3	3	3	3	0	14		1	1	3	3	11		23		
A. Clarkson.....	W	0	3	1	1	0	2	7	.438	0	0	1	1	0	2	.222	9	.360
	L	3	2	0	0	3	1	9		3	1	1	1	7		16		
Gleason.....	L	0	0	0	0	0	0	0	.000	0	0	1	0	1	2	.286	6	.250
	W	0	0	0	0	0	0	0		2	1	0	1	5		10		
Clark.....	L	0	0	0	1	0	0	1	.000	0	0	0	0	0	0	.000	1	.000
	W	0	0	0	0	0	0	0		0	0	0	0	0		0		
Sullivan	L	0	0	0	0	0	0	0	.000	0	0	0	0	0	0	.000	1	.000
	W	0	0	0	0	0	1	1		0	0	0	0	0		1		
Mason	L	0	0	0	0	0	0	0	.000	0	0	0	0	0	0	.000	0	.000
	W	0	0	0	0	0	0	0		0	1	0	0	1	2		2	

THE CINCINNATI CLUB'S RECORD.

It may be said of the Cincinnati club's management in 1894, that in the multiplicity of pitchers there is much danger, or words to that effect. Twelve pitchers were tried (including one who pitched in two innings) with a field support of no less than eleven players, exclusive of the pitchers who took part at times in both infield and outfield positions, together with four catchers, an aggregate of 27 players to occupy but nine positions in the game. Could blundering management go further? Under such circumstances is it any wonder that team-work was impossible, while cliques of disappointed players still further weakened the nine in nearly every game, the ultimate result being ninth place in the race, with the added discredit of being beaten out in the race by their old rivals, the St. Louis "Browns." But three of the twelve pitchers took part in 20 games and over, and but one in 10 games and less than 20, and three out of the twelve failed to win a single game. Parrott did the most effective work against the Eastern batsmen, and he and Dwyer were tied against the Western batsmen, but two of the twelve pitching in more victories than defeats. The experience of the Cincinnati "battery" teams should teach

managers a lesson for 1895 in indulging in experiments with too many pitchers.

Here is the record:

CINCINNATI vs.	Victories and Defeats.	EASTERN CLUBS.						Per cent. of Victories.	WESTERN CLUBS.						Per cent. of Victories.	Grand Totals.	Grand Percentage.
		Baltimore.	New York.	Boston.	Philadelphia.	Brooklyn.	Washington.		Totals.	Cleveland.	Pittsburgh.	Chicago.	St. Louis.	Louisville.			
Tannehill.....	W	0	0	0	0	0	0	0	0	0	0	0	1	1	.500	1	.500
	L	0	0	0	0	0	0	0	0	0	0	0	1	1		1	
Dwyer.....	W	1	3	1	0	1	2	2	2	2	2	10	7	8	.588	18	.486
	L	4	1	1	2	2	2	2	2	2	0	3	3	3		19	
Parrott.....	W	1	2	1	2	2	2	2	2	2	2	9	9	10	.474	19	.486
	L	3	1	3	0	1	1	1	1	1	2	2	2	10		13	
Chamberlain....	W	0	0	0	0	3	2	2	2	2	5	5	6	6	.455	11	.476
	L	2	1	1	1	0	0	0	0	0	1	0	0	2		4	
Cross.....	W	0	0	1	0	0	0	0	0	0	1	0	0	2	.333	3	.429
	L	0	0	0	0	0	0	0	0	0	0	0	0	4		4	
Whitrock.....	W	0	0	1	1	0	1	1	1	3	3	0	0	0	.000	3	.375
	L	0	2	0	2	1	0	0	0	1	1	0	0	0		5	
Fournier.....	W	0	0	0	1	0	0	0	0	0	0	0	0	0	.000	1	.250
	L	0	1	1	0	0	1	1	3	3	0	0	0	0		3	
Fischer.....	W	0	0	0	0	0	0	1	1	1	1	1	1	1	.500	10	.167
	L	1	1	2	2	2	1	1	1	1	1	1	1	1		10	
Blank.....	W	0	0	0	0	0	0	0	0	0	0	0	0	0	.000	0	.000
	L	0	0	0	0	0	0	0	0	0	0	0	0	0		0	
Flynn.....	W	0	0	0	0	0	0	0	0	0	0	0	0	0	.000	0	.000
	L	1	0	0	0	0	0	0	0	0	0	0	0	0		1	
Pfann.....	W	0	0	0	0	0	0	0	0	0	0	0	0	0	.000	0	.000
	L	0	0	0	0	0	0	0	0	0	0	0	0	1		1	

THE WASHINGTON CLUB'S RECORD.

The Washington club was weakened in the same manner as the Cincinnati club, by experimenting with too many pitchers, they using a round dozen in the box during their campaign in 1894. Of the twelve, but one exceeded the percentage average of .500. Of those who pitched in 20 games and over there were but two, Maul leading with .423, and Mercer following with .410. Of those who pitched in 10 games and under 20, Esper led Stockdale and Petty, by .400 to .357 and .273, respectively. Sullivan was a bad failure, as he only pitched in 2 victories out of 12 games. No less than five of the twelve pitchers failed to pitch in a single victory, not even against the Western teams. Under such circumstances the wonder is that Washington escaped the last ditch.

Here is the record :

WASHINGTON vs.	Victories and Defeats.	EASTERN CLUBS.						WESTERN CLUBS.						Grand Totals.	Grand Percentage.			
		Baltimore.	New York.	Boston.	Philadelphia.	Brooklyn.	Totals.	Per cent. of Victories.	Cleveland.	Pittsburgh.	Chicago.	St Louis.	Cincinnati.			Louisville.	Totals.	Per cent. of Victories.
Mullarky.....	W 0 0 0 0 0 0	0	0	0	0	0	0	.000	1 0 1 0 0 0	2	0	0	0	0	2	.667	2	.667
Maul	R 0 0 0 0 0 0	0	0	0	0	0	0	.267	0 0 0 1 0 0	0	1	0	0	1	1	.667	1	.667
Mercer.....	W 1 0 1 1 1 4	1	1	1	1	4	11	.267	1 1 1 0 2 2	2	2	2	2	7	4	.636	11	.423
Esper	R 0 0 0 2 2 2	0	0	2	2	2	5	.294	0 0 3 1 2 1	0	2	1	2	4	11	.500	16	.410
Stockdale.....	W 4 3 3 1 0 4	4	3	3	1	0	12	.294	4 4 2 2 1 1	2	2	2	2	11	11	.500	23	.410
Petty.....	W 0 0 0 1 1 2	0	0	0	1	1	2	.400	0 0 0 1 2 1	0	1	2	1	0	4	.400	6	.400
Sullivan.....	L 0 0 0 2 1 0	0	0	0	0	0	0	.000	2 2 1 0 0 0	1	0	0	0	1	6	.400	9	.400
Wynne.....	W 0 0 0 0 0 0	0	0	0	0	0	0	.000	1 0 1 1 1 1	1	1	1	1	5	.625	9	.357	
Anderson.....	R 2 2 2 0 1 0	2	2	0	1	0	5	.000	0 1 1 0 1 0	0	1	0	0	3	.625	9	.357	
Stephens.....	W 0 1 0 0 0 1	0	1	0	0	0	1	.125	1 0 0 0 0 0	0	0	0	0	1	2	.667	3	.273
Boyd.....	R 3 1 1 0 2 7	3	1	1	0	2	7	.167	0 0 0 0 0 1	0	0	0	0	1	2	.667	8	.273
Haddock.....	W 0 1 0 0 0 1	0	1	0	0	0	1	.167	0 0 0 1 0 0	0	1	0	0	1	2	.667	2	.167
	L 0 0 1 1 2 5	0	0	1	1	2	5	.000	0 1 2 0 1 1	0	1	1	1	5	.167	10	.167	
	W 0 0 0 0 0 0	0	0	0	0	0	0	.000	0 0 0 0 0 0	0	0	0	0	0	.000	0	.000	
	L 0 0 0 0 1 0	0	0	0	0	0	0	.000	0 0 0 0 0 0	0	0	0	0	0	.000	0	.000	
	W 0 0 0 0 0 0	0	0	0	0	0	0	.000	0 0 0 0 0 0	0	0	0	0	0	.000	0	.000	
	L 0 0 0 0 0 0	0	0	0	0	0	0	.000	1 0 0 1 0 0	0	0	0	0	2	.000	2	.000	
	W 0 0 0 0 0 0	0	0	0	0	0	0	.000	0 0 0 0 0 0	0	0	0	0	0	.000	0	.000	
	L 0 0 0 0 0 0	0	0	0	0	0	0	.000	0 0 0 0 0 0	0	0	0	0	0	.000	0	.000	
	W 0 0 0 0 0 0	0	0	0	0	0	0	.000	1 0 1 1 0 0	0	0	0	0	3	.000	3	.000	
	L 0 0 0 0 0 0	0	0	0	0	0	0	.000	0 0 0 0 0 0	0	0	0	0	0	.000	0	.000	
	W 0 0 0 0 0 0	0	0	0	0	0	0	.000	0 0 0 0 0 0	0	0	0	0	0	.000	0	.000	
	L 0 0 0 0 0 0	0	0	0	0	0	0	.000	0 1 0 1 1 1	0	1	1	1	4	.000	4	.000	

THE LOUISVILLE CLUB'S RECORD.

The Louisville club had nine pitchers in position during 1894, of which but four pitched in 20 games and over, and but one in 10 games and less than 20, Knell pitching in less than 20 games, with the percentage of .241, and Stratton in less than 10, with .143, the latter doing far better afterwards in the Chicago team. Hemming's .355 was the best record, Menafee being second with .348, both pitching in over twenty games.

Hemming's percentage in the Louisville team was but .355, which, compared with his record of 1.000 in the Baltimore team, made his total percentage .615, showing quite a difference between his support in the Louisvilles and that in the Baltimores.

Hemming, Menafee and Inks were the most successful against the strong teams of the Eastern division. Whitrock, Sullivan and Kilroy were unsuccessful opponents.

Here is the record :

LOUISVILLE vs.	Victories and Defeats.	EASTERN CLUBS.						WESTERN CLUBS.										
		Baltimore.	New York.	Boston.	Philadelphia.	Brooklyn.	Washington.	Totals.	Per cent. of Victories.	Cleveland.	Pittsburgh.	Chicago.	St. Louis.	Cincinnati.	Totals.	Per cent. of Victories.	Grand Totals.	Grand Percentage.
Hemming.....	W	2	0	0	1	1	0	4	.250	0	2	2	3	0	7	.429	11	.355
	L	2	4	1	2	1	2	12		3	1	2	0	2	8		20	
Menafee.....	W	0	0	0	0	1	1	2	.286	3	1	0	1	1	6	.375	15	.348
	L	1	1	1	1	1	0	5		1	4	1	2	2	10		15	
Inks.....	W	0	0	2	0	0	0	2	.250	0	0	0	0	0	0	.000	2	.250
	L	1	1	1	0	2	1	6		0	0	0	0	0	0		6	
Knell.....	W	0	0	2	0	2	2	4	.190	0	0	0	1	2	3	.375	7	.241
	L	3	4	4	1	3	2	17		1	1	2	1	0	5		22	
Wadsworth.....	W	0	0	0	0	2	1	3	.200	0	0	0	1	0	1	.167	4	.190
	L	2	2	2	2	2	2	12		1	1	1	1	1	5		17	
Stratton.....	W	0	0	0	0	0	0	0	.000	0	0	1	0	0	1	.167	6	.143
	L	1	0	1	0	0	0	2		0	1	1	1	1	4		6	
Whitrock.....	W	0	0	0	0	0	0	0	.000	0	0	0	0	0	0	.000	0	.000
	L	0	0	0	0	0	0	0		0	0	0	0	0	0		0	
Sullivan.....	W	0	0	0	0	0	0	0	.000	0	0	0	0	0	0	.000	1	.000
	L	0	0	0	1	0	0	1		0	0	0	0	0	0		1	
Kilroy.....	W	0	0	0	0	0	0	0	.000	0	0	0	0	0	0	.000	0	.000
	L	0	0	0	0	0	1	1		1	1	1	1	0	4		5	

Interesting Pitching Records.

No pitching records under the scoring rules of 1894 admitted of any data being made up from which a true criterion of the skill of the pitchers could be arrived at; nor can there be until the rules give the figures of "innings pitched in" and base hits made off each inning each pitcher pitched in. There is scarcely a game in which two pitchers do not enter the box to pitch, at least in one or two innings; but the scoring rules do not give the figures of innings pitched in, or how many base hits were made off each pitcher, and the result is that the total base hits scored in the game cannot be divided up between the pitchers correctly. A pitcher goes into the box at the outset of the game, and in one or two innings he is badly punished. Then a substitute follows him, and in the succeeding innings not a third of the base hits made off the first pitcher are recorded against the substitute, and yet not a record to show this is to be had off the data the scoring rules admit of.

Here is the pitching score which should be used in the summary of each game :

[*Copy of Yale-Princeton score of June 16, 1894.*]

PITCHING SCORE.

	CARTER.	BRADLEY.	ALTMAN.
Innings pitched in by.....	9	6	2
Base hits off	9	5	7
Runs earned off.....	3	2	3
Bases on balls by.....	4	2	1
Wild pitches by	0	1	1
Hit batsmen by	0	1	1
Struck out by	8	3	0

Umpire—Emslie. Time of game—2 hours 5 minutes.

Not an official record, giving the data of work done in the box by the League pitchers, furnishes any correct figures by which to judge the good or bad work done in the box each season. We give below a series of records which give a somewhat better idea of each pitcher's box work than the official averages can give under the pitching rules in vogue up to 1895. The first table gives a full, but not complete, record of the League pitching of 1894 by those pitchers whose percentage of victories pitched in are not less than .500. Those whose record was under .500 and not less than .400 included the following: Inks, .478; Stratton, .476; German, .471; Maul, .470; Hutchinson, .467; Parrott, .459; Ehret, .436; Daub, .423; Mercer, .421; Hawley, .413, and Westervelt, .412. Of those whose percentages were under .400 and not less than .300 were the following: Stockdale, .375; Menafee, .351; Sullivan, .348; J. Clarkson, .308. These were followed by McGill, .291; Terry, .278; Knell, .200, and Wadsworth, .190. The official pitching averages, from which these figures are taken, give no record of the pitchers who pitched in less than 15 games during 1894, and those who pitched in 10 games and less than 15 included pitchers having better percentages than some of those recorded above.

Here is a record taken from the figures of the official tables, which presents data from which a pretty fair estimate of a pitcher's ability can be arrived at; though it is, of course, not a really correct criterion of his box work, as it does not contain the record of the runs earned off his pitching solely by base hits, which cannot be obtained under the existing scoring rules :

PITCHERS.	CLUBS.	Games Pitched In.	Per cent. of Vic-tories Pitched In.	Base hits off Pitchi'g	Bases on Balls.	Struck Out.	Sacrifice Hits.	Stolen Bases.	Runs Scored.	Fielding Average.	Batting Average.
McMahon.....	Baltimore.....	34	.735	269	109	55	8	1	17	.869	.286
Rusie.....	New York.....	49	.734	253	189	204	2	4	20	.867	.275
Taylor.....	Philadelphia.....	33	.719	381	85	79	0	3	21	.796	.331
Nichols.....	Boston.....	45	.711	291	108	98	2	1	40	.856	.282
Stivetts.....	Boston.....	39	.692	306	100	73	3	4	56	.813	.336
Hawke.....	Baltimore.....	23	.652	311	58	50	5	2	12	.887	.301
Stein.....	Brooklyn.....	42	.619	280	162	72	4	3	31	.785	.260
Gumbert.....	Pittsburgh.....	31	.600	320	73	60	1	1	18	.909	.303
Gleason.....	Baltimore.....	29	.586	312	59	39	4	1	24	.841	.342
Killen.....	Pittsburgh.....	24	.583	303	83	57	1	1	14	.909	.256
Cuppy.....	Cleveland.....	37	.583	298	119	63	1	4	28	.916	.253
Carsey.....	Philadelphia.....	31	.580	314	95	40	1	3	31	.831	.277
Breitenstein.....	St. Louis.....	49	.551	280	162	138	9	3	27	.902	.229
Weyhing.....	Philadelphia.....	33	.545	324	101	79	7	1	9	.845	.168
Kennedy.....	Brooklyn.....	42	.545	302	134	101	0	5	22	.771	.300
Colcolough.....	Pittsburgh.....	15	.533	354	59	19	1	1	19	.844	.214
Young.....	Cleveland.....	47	.532	293	100	100	0	4	24	.902	.213
Chamberlain.....	Cincinnati.....	19	.526	309	78	57	3	1	10	.729	.304
Staley.....	Boston.....	25	.520	344	55	29	2	0	12	.744	.238
Esper.....	Baltimore.....	26	.500	339	59	36	0	0	16	.929	.239
Dwyer.....	Cincinnati.....	39	.500	317	97	47	0	0	32	.902	.269
Hemming.....	Baltimore.....	40	.500	295	140	75	0	2	23	.893	.256

Here are the records, showing the batting and fielding averages of the nine pitchers who excelled in each record:

PITCHERS.	CLUBS.	Games.	Fielding Average.	PITCHERS.	CLUBS.	Games.	Batting Average.
2. Esper.....	Baltimore....	26	.929	2. Nicol....	Louisville....	28	.348
3. Cuppy.....	Cleveland....	37	.916	3. Mullane....	Cleveland....	18	.343
4. Gumbert....	Pittsburgh....	31	.909	4. Gleason....	Baltimore....	31	.341
5. Killen.....	Pittsburgh....	24	.909	5. Inks.....	Baltimore....	24	.337
6. Menafee....	Pittsburgh....	37	.904	6. Stivetts....	Boston.....	57	.336
7. Dwyer.....	Cincinnati....	39	.902	7. Taylor....	Philadelphia..	34	.331
8. Young.....	Cleveland....	47	.902	8. Parrott....	Cincinnati....	59	.329
9. Breitenstein	St. Louis.....	49	.902	9. Terry.....	Chicago.....	25	.325

According to the above figures Stratton was the best fielding pitcher, and Breitenstein the poorest; Stratton also excelling in base hit averages, while in that record Terry was the tail-ender. The nine pitchers who excelled in total stolen bases were as follows:

PITCHERS.	CLUBS.	Games.	Stolen Bases.
1. Parrott.....	Cincinnati.....	59	5
2. Stivetts.....	Boston	57	4
3. Terry	Chicago.....	25	3
4. Stratton	Chicago.....	33	3
5. Taylor.....	Philadelphia.....	34	3
6. Mullane.....	Cleveland.....	18	2
7. Nicol.....	Louisville.....	28	2
8. Inks	Baltimore.....	24	1
9. Gleason.....	Baltimore.....	31	1

In the foregoing two tables pitchers are included who did not reach a percentage of victories pitched in of .500; the list of these including Inks, Stratton, German, Hutchinson, Mullane, Parrott, Maul, Ehret, Daub, Mercer, Hawley and Westervelt, whose percentage figures were less than .500 and not lower than .400. Of those whose percentage figures did not reach .400 and were not lower than .300, were Stockdale, Menafee, Sullivan and A. Clarkson; while those who were less than .300 and not lower than .200, were McGill, Terry and Knell; Wadsworth being the tail-ender in percentage figures with .190.

The above tables present quite an interesting pitching problem, the puzzle being to find out which of the above pitchers did the best work in the box in every respect, not only in pitching, but by his batting, fielding and base running. In percentage of victories pitched in, Meekin took the lead. In the number of batsmen struck out, Rusie excelled. In fewest bases on balls, Staley had the lowest figures. In base hit averages, Stivetts led; while in total sacrifice hits, Breitenstein bore off the palm. In total runs scored, Stivetts had the largest total. In stolen bases, Kennedy was the most successful, and yet he only stole 5 in 42 games.

Now the problem is, Which pitcher did the best average work in his position? and we leave that for our readers to solve.

It is alleged that the reason pitchers do so little in stealing bases is that they are too fatigued in their pitching in each inning to do much in the active work of base running, both duties trying a player's nerves considerably. For this reason it would be a good plan, in the order of batting, to have a sure hitter follow each pitcher, so as to help bat him round.

Hints to the Pitchers of 1895.

We are glad to record the fact that scientific pitching is advancing in the League arena. Its progress, hitherto, has been slow and only step by step, but it is making headway, and during 1894 the science of strategic pitching made greater pro-

gress than ever before. The effective blow given to "cyclone" pitching by the new pitching rules, which went into effect in 1893, while it did not materially affect the strategic class of pitchers—some of whom the new rules actually benefited—obliged the class of pitchers who depend solely upon their dangerous speed for success, to adopt strategic tactics to a more or less extent; and this is why a few of the old "cyclone" pitchers—as they are called—succeeded better than they anticipated under the change made in the rules in 1893, which had placed them farther from the batsman than in 1892.

It may be said, in connection with the pitching of 1894, that one thing noticeable in the "box" work of that season was that the brainy class of men in the position began to pay more attention to the advice of the theorists of the game than before; and thereby they learned to realize the fact that *strategic skill, and that equally important attribute, thorough control of temper,* together with the avoidance of the senseless *kicking habit* in vogue, had more to do with success in their position than they had previously been aware. Those of the pitching fraternity who read up on the subject of skill in pitching, were told that the primary elements of strategic work in the "box" included: "First, to deceive the eye of the batsman in regard to the character of the delivery of the ball, as to its being fast or slow. Second, to deceive his judgment in reference to the direction of the ball when pitched to him, as to its being high or low, or where he wants it. Third, to watch the batsman closely so as to know just when he is temporarily 'out of form' for making a good hit; and Fourth, to tempt him with a ball which will be likely to go high from his bat to the outfield and be caught."

Then again they were told that "another very effective point in strategic pitching, is a thoroughly disguised change of pace in delivery. This is difficult of attainment, and as a general rule it can only be played with effect on the careless class of batsmen. Let it be borne in mind that the pitcher who cannot control his temper is as unfit for his position as is a quick-tempered billiard player to excel as a winner in professional contests. Quick temper is the mortal foe of cool judgment, and it plays the mischief with that nervy condition so necessary in the development of skilful strategy. The pitcher must of necessity be subject to annoyances well calculated to try a man's temper, especially when his best efforts in pitching are rendered useless by the blunders of incompetent fielders, but under such trying circumstances his triumph is all the greater if he can pluck victory out of the fire of such opposition, *by the thorough control of his temper.*" This is something only a minority of League pitchers did in 1894.

SUMMARY RECORD.

The leading pitcher of each of the twelve clubs against the six clubs of each section, in percentage of victories pitched in, by those who occupied the box in 10 games and over, is given in the following table :

BALTIMORE.

AGAINST THE EASTERN CLUBS.		AGAINST THE WESTERN CLUBS.	
Pitchers.	Per cent. of Victories.	Pitchers.	Per cent. of Victories.
McMahon.....	.706	McMahon.....	.811

NEW YORK.

Meekin.....	.778	Rusie.....	.889
-------------	------	------------	------

BOSTON.

Nichols.....	.756	Stivetts.....	.763
--------------	------	---------------	------

PHILADELPHIA.

Taylor.....	.625	Taylor.....	.778
-------------	------	-------------	------

BROOKLYN.

Stein.....	.692	Stein.....	.650
------------	------	------------	------

CLEVELAND.

Sullivan.....	.600	Cuppy.....	.778
---------------	------	------------	------

PITTSBURGH.

Gumbert.....	.471	Killen.....	.769
--------------	------	-------------	------

CHICAGO.

Griffith.....	.625	Griffith.....	.667
---------------	------	---------------	------

ST. LOUIS.

Breitenstein.....	.448	Breitenstein.....	.609
-------------------	------	-------------------	------

CINCINNATI.

Parrott.....	.500	Dwyer.....	.588
--------------	------	------------	------

WASHINGTON.

Mercer.....	.294	Maul.....	.636
-------------	------	-----------	------

LOUISVILLE.

Hemming.....	.250	Hemming.....	.426
--------------	------	--------------	------

It will be seen that Rusie leads all the pitchers against the Western teams and Meekin all against the Eastern teams, Rusie having the highest individual percentage of victories against a single section.

There can be no really reliable criterion of a pitcher's skill, as judged by the data of his averages, until the figures of runs earned off the pitching solely by base hits, and not by base hits and stolen bases, and the errors they lead to combined, as is the case under the defective scoring rules in existence in 1894. To call a run scored by a combination of base hits and stolen bases is unjust to the pitcher, while judging his pitching by the percentage of victories pitched is only less faulty; but the latter is the better criterion of skill than that of earned runs, as calculated on the basis of the rules of 1894.

THE OFFICIAL AVERAGES FOR 1894.

The official averages for 1894, as prepared by Secretary Young, of the National League, from data furnished him under the regulation scoring rules of each year, have always been more or less defective as far as affording a reliable criterion of play in each department of the game was concerned, and necessarily so, owing to the faulty scoring rules in existence up to 1895. The batting averages are more than useless, as they fail to show the only reliable criterion of play there is, and that is, *the percentage of runners forwarded around the bases by base hits*. The pitching averages are similarly useless, as they fail to give the correct data for judging the percentage of runs earned off the pitching on the basis of runs scored by base hits, and by nothing else; the figures of earned runs, under the present defective rules, including runs earned by a combination of base hits and stolen bases, together with such fielding errors as base stealing leads to, a class of errors aside from regular fielding errors. Glancing at the record of the so-called leading batsmen since 1888, we find that the data on which the averages are made out grew more defective each year up to 1893, when they were improved a little. Below will be found the several headings of the season's averages, together with the name of the so-called leading batsman of each year, during the past seven years, beginning with 1888 and ending with 1894.

SEASON OF 1888.

Rank.	NAME.	CLUB.	Games Played.	Times at Bat.	Runs Scored.	Ave. Per Game.	First Base Hits.	Percentage.	Total Bases.	Ave. Per Game.	Bases Stolen.	Ave. Per Game.
1	Anson.....	Chicago.....	134	515	101	0.75	177	.343	52	1.88	28	0.20

SEASON OF 1889.

Rank.	NAME.	CLUB.	Games.	Per cent. of Base Hits.	Stolen Bases.	Sacrifice Hits.	No. of Runs.
1	Brouthers.....	Boston.....	126	.373	22	31	105

SPALDING'S OFFICIAL

SEASON OF 1890.

Rank.	NAME.	CLUB.	Position.	Games.	P. c. base hits to times at bat.
1	Glasscock.....	New York.....	S. S.	124	.336

SEASON OF 1891.

Rank.	NAME.	CLUB.	Games Played.	Runs Scored.	Per cent.
1	Hamilton.....	Philadelphia.....	133	42	.338

SEASON OF 1892.

Rank.	NAME.	CLUB.	Games Played.	Times at Bat.	Runs Scored.	Base Hits.	Per cent.	Total Bases.	Sacrifice Hits.	Stolen Bases.
1	Childs.....	Cleveland.....	144	552	135	185	.335	233	14	31

SEASON OF 1893.

Rank	NAME.	CLUB.	Games Played.	Times at Bat.	Runs Scored.	Base Hits.	Per cent.	Total Bases.	Sacrifice Hits.	Stolen Bases.
1	Stenzel.....	Pittsburgh.....	51	198	56	81	.409	113	12	13

SEASON OF 1894.

Rank.	NAME.	CLUB.	Games Played.	Times at Bat.	Runs Scored.	Base Hits.	Per cent.	Total Bases.	Sacrifice Hits.	Stolen Bases.
1	Duffy.....	Boston.....	124	539	160	236	.438	372	10	49

Every record of the above tables is made up to encourage the mere record batsman, the team-worker at the bat having no show given him whatever, as there is not a figure in the averages—with the probable exception of the "sacrifice hit" column—to show his percentage of runners forwarded by his base hits, this being the sole criterion of effective batting.

What is wanted is a record made up in this form:

BATSMAN.	CLUB.	Games.	Per cent. per Game Runners Forwarded by Base Hits.	Per cent. of Base Hits to Times at Bat.	Per cent. of Sacrifice Hits per Game.	Per cent. of Runs per Game.	Per cent. of Bases Taken on Balls.	Per cent. of Outs on Strikes.	Per cent. of Chances Given for Catches.
.....									

The above record shows how the batsman excelled in forwarding runners by his hits, together with his percentage of base hits, sacrifice hits, runs scored, percentage of times he gave chances for outs on catches—a record which shows the batsman’s weakness in batting—percentage of outs on strikes, and of the times he took his base on balls. The figures showing total bases is only of more advantage to record batsmen than to team-workers at the bat, and if left out would cause the “fungo” hitting class of batsmen to strive to do more teamwork at the bat than they do now. Another column might be added showing the percentage of runners forwarded by extra base hits.

As regards the pitching averages they are equally unreliable in affording a criterion of excellence of play in the box. How is it possible to tell how effective a pitcher is by the figures of earned runs as recorded under the scoring rules in vogue up to 1895? A batsman, for instance, gets to first base by a fly ball which dropped between two fielders running to catch the ball, a so-called base hit is scored—the hit really giving an easy chance for a catch. This is followed by two steals, sending the runner to third, and a single base hit sends him home, and by the combined play an earned run off the pitching is unjustly earned. Another instance of this kind is shown when the first batsman is given a life by a dropped fly ball; the second is given another life by a muffed ball from an infield hit, and the third man at the bat is given a life by a wild throw to first base; after which three batsmen make safe hits, and before the side is put out, three runs are scored as earned, though the side should have been put out had the pitcher’s field support been up to even ordinary mark, the fact being that not a single run was really earned off the pitching, yet three earned runs are

scored against the pitcher under the scoring rules "up to date." Other instances of the uselessness of the existing method of making out the League averages could be readily cited, but these amply suffice, we think.

One thing against improvement in the scoring rules is: first, the fact that the magnates have the power to revise the amendments made by the Committee on Rules. Another is the failure, as a rule, to appoint that committee so as to secure an efficient working committee. But even when this is done their good work is knocked in the head by the majority vote of the magnates at the spring meeting. The vote should be made unanimous in changing any rule favorably reported by the Committee.

Here are the complete official averages for 1894, as prepared by Secretary Young, after revision of averages published last fall:

Batting Record

OF PLAYERS WHO HAVE TAKEN PART IN FIFTEEN OR MORE CHAMPIONSHIP GAMES—SEASON OF 1894.

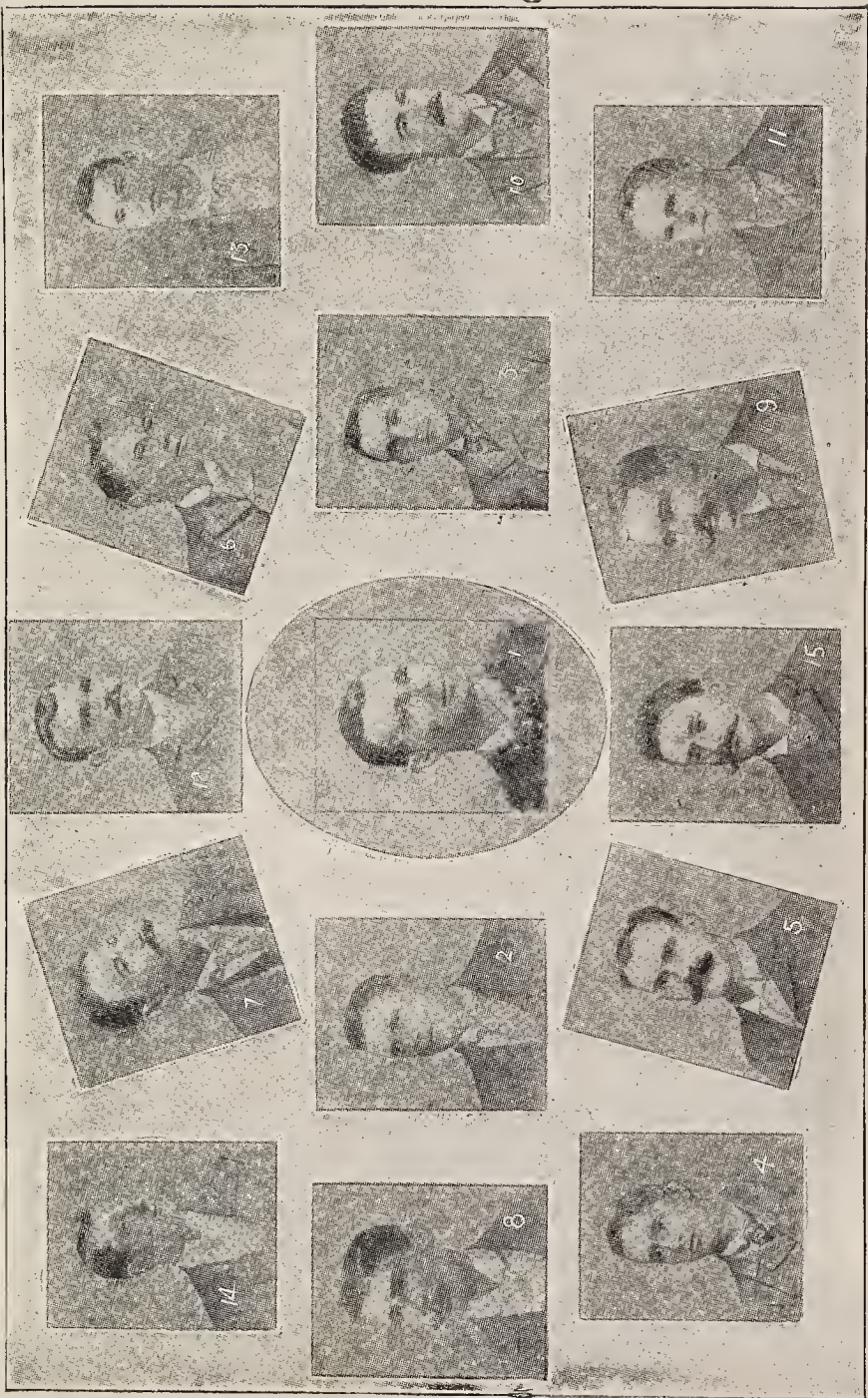
NAME.	CLUB.	Games.	At Bat.	Runs.	1st Bases.	Per cent.	T. B.	S. H.	S. B.
Duffy	Boston	124	539	160	236	.438	372	10	49
Turner	Philadelphia	77	347	94	147	.423	187	8	12
Thompson	Philadelphia	102	458	115	185	.403	314	8	29
Delehanty	Philadelphia	114	497	149	199	.400	283	5	29
Hamilton	Philadelphia	131	559	196	223	.398	289	7	99
Anson	Chicago	83	347	87	137	.394	188	7	17
Kelley	Baltimore	129	509	167	199	.391	304	19	45
Cross	Philadelphia	120	543	128	211	.388	290	16	28
Tenny	Boston	24	80	21	31	.387	43	2	7
Holliday	Cincinnati	122	519	125	199	.383	297	4	39
Brodie	Baltimore	129	574	132	212	.369	269	24	50
Doyle	New York	105	425	94	157	.369	216	4	48
Keeler	Baltimore	128	593	164	218	.367	305	16	30
Griffin	Brooklyn	106	405	123	148	.365	209	5	48
Childs	Cleveland	117	476	144	174	.365	227	4	20
Grady	Philadelphia	50	187	45	68	.363	100	2	3
Dahlen	Chicago	121	508	150	184	.362	289	10	49
Ryan	Chicago	108	481	133	173	.359	233	8	12
Burns	Brooklyn	126	513	107	184	.358	261	9	29
Burkett	Cleveland	124	518	134	185	.357	267	10	32
McKean	Cleveland	130	561	115	199	.354	281	11	32
Smith	Pittsburgh	125	497	129	175	.352	267	10	37
Stenzel	Pittsburgh	131	523	148	184	.351	303	5	60
Earle	Brooklyn and Louisville...	33	114	23	40	.350	47	4	5
Stratton	Chicago and Louisville....	33	134	39	47	.350	77	0	3
McCarthy	Boston	126	536	118	187	.349	266	9	40
Nicol	Louisville	28	112	12	39	.348	53	1	2
Robinson	Baltimore	106	420	71	146	.348	182	11	13
Davis	New York	124	492	124	170	.345	267	9	37

HITTING RECORDS—Continued.

NAME.	CLUB.	Games.	At Bat.	Runs.	1st Bases.	Per cent.	T. B.	S. H.	S. B.
Brouthers.....	Baltimore.....	123	528	137	182	.344	287	18	40
Joyce.....	Washington.....	98	357	103	124	.344	230	5	23
Beckley.....	Pittsburgh.....	132	534	122	184	.344	284	22	20
Clements.....	Philadelphia.....	47	172	26	59	.343	85	3	4
Mullane.....	Baltimore and Cleveland...	18	67	3	23	.343	27	1	2
Gleason.....	Baltimore and St. Louis...	31	111	24	38	.342	55	4	1
Miller.....	St. Louis.....	125	480	93	164	.341	223	8	20
Lowe.....	Boston.....	133	615	585	210	.341	323	9	25
McGraw.....	Baltimore.....	123	515	115	175	.340	221	14	77
Daly.....	Brooklyn.....	123	494	135	167	.338	237	4	53
Inks.....	Baltimore and Louisville...	24	89	12	27	.337	30	1	1
Sullivan.....	Wash'gton and Phil'delphia	93	374	72	126	.337	166	7	15
Connaughton.....	Boston.....	38	166	38	56	.337	76	1	2
Bannon.....	Boston.....	127	496	130	167	.336	257	6	42
Stivetts.....	Boston.....	57	244	56	82	.336	133	3	4
Treadway.....	Brooklyn.....	122	482	124	162	.336	254	12	29
Sugden.....	Pittsburgh.....	39	141	24	47	.333	70	6	3
Van Haltren..	New York.....	139	531	110	177	.333	231	13	44
Jennings.....	Baltimore.....	128	505	136	168	.332	246	18	36
Taylor.....	Philadelphia.....	34	145	21	48	.331	63	0	3
Wilnot.....	Chicago..	135	606	137	201	.331	294	14	76
La Chance.....	Brooklyn.....	65	258	47	85	.329	129	3	25
Wilson.....	New York.....	45	179	37	59	.329	77	2	9
Parrott.....	Cincinnati.....	59	228	50	75	.329	126	1	5
Tucker.....	Boston.....	122	503	112	165	.328	212	2	19
Hallman.....	Philadelphia.....	119	519	111	170	.327	207	22	27
Hassamer..	Washington.....	116	493	106	161	.326	243	10	15
Lange.....	Chicago.....	112	447	87	145	.324	199	4	71
Long.....	Boston.....	103	475	136	154	.324	240	8	25
Terry.....	Chicago.....	25	96	19	31	.323	39	0	3
Hutchinson.....	Chicago.....	34	133	28	43	.323	64	2	1
McPhee.....	Cincinnati.....	128	481	113	154	.320	230	6	31
Shock.....	Brooklyn.....	63	237	46	76	.320	94	8	18
O'Connor.....	Cleveland.....	80	324	67	105	.320	146	4	13
Abbey.....	Washington.....	129	521	95	166	.318	243	13	30
Kittredge.....	Chicago.....	50	167	36	53	.317	65	5	2
Twineham.....	St. Louis.....	31	127	22	40	.314	50	1	2
Connor.....	New York and St. Louis...	121	462	93	145	.313	253	6	15
Latham.....	Cincinnati.....	130	532	132	167	.313	233	11	62
Hoy.....	Cincinnati.....	128	506	118	158	.312	241	11	30
Hartman.....	Pittsburgh.....	49	186	41	58	.311	82	8	12
Lyons.....	Pittsburgh.....	72	254	51	79	.311	113	11	17
Foutz.....	Brooklyn.....	73	296	41	92	.310	126	8	16
Decker.....	Chicago.....	89	391	76	121	.309	177	2	22
Vaughn.....	Cincinnati.....	67	275	48	85	.309	145	2	6
Selbach.....	Washington.....	96	372	70	115	.309	188	3	23
Stockdale.....	Washington.....	19	75	9	23	.306	25	1	2
Donovan.....	Pittsburgh.....	133	575	146	176	.306	230	26	51
Reitz.....	Baltimore.....	109	450	86	138	.306	226	7	18
Ely.....	St. Louis.....	127	508	85	155	.305	237	13	23
O. Tebeau.....	Cleveland.....	119	501	79	153	.305	200	9	27
McGuire.....	Washington.....	102	427	67	130	.304	176	4	11

BATTING RECORDS—Continued.


NAME.	CLUB.	Games.	At Bat.	Runs.	1st Bases.	Per cent.	T. B.	S. H.	S. B.
Chamberlain.....	Cincinnati.....	20	69	10	21	.304	36	3	1
Ward.....	Washington.....	89	343	85	104	.303	136	5	36
Gumbert.....	Pittsburgh.....	33	112	18	34	.303	52	1	1
Corcoran.....	Brooklyn.....	129	573	124	173	.302	251	10	33
Irwin.....	Chicago.....	130	503	85	152	.302	220	4	34
Bierbauer.....	Pittsburgh.....	131	527	88	159	.301	217	20	20
Anderson.....	Brooklyn.....	16	65	13	19	.301	29	1	7
Bonner.....	Baltimore.....	27	113	26	34	.301	46	2	11
Hawke.....	Baltimore.....	25	93	12	28	.301	37	5	2
German.....	New York.....	19	60	8	18	.300	19	2	1
Merritt.....	Boston and Cincinnati.....	66	243	38	73	.300	100	1	5
Shindle.....	Brooklyn.....	117	476	96	143	.300	201	17	18
Kennedy.....	Brooklyn.....	42	160	22	48	.300	61	6	5
Burke.....	New York.....	138	575	124	172	.299	235	10	47
Cooley.....	St. Louis.....	52	207	35	62	.299	71	6	8
Kinslow.....	Brooklyn.....	61	221	38	66	.298	91	2	6
McAleer.....	Cleveland.....	64	251	36	75	.298	99	5	17
Pfeffer.....	Louisville.....	104	420	66	125	.297	182	15	33
Flaherty.....	Louisville.....	38	149	15	44	.295	55	1	2
Dungan.....	Louisville and Chicago.....	18	71	11	20	.295	23	1	3
Mercer.....	Washington.....	43	163	29	48	.294	61	1	10
Nash.....	Boston.....	132	510	132	150	.294	212	3	19
Canavan.....	Cincinnati.....	100	362	81	106	.293	201	5	15
Lake.....	Louisville.....	16	41	8	12	.292	18	0	2
Cartwright.....	Washington.....	132	509	86	149	.292	238	3	35
Boyle.....	Philadelphia.....	116	512	103	150	.291	203	18	22
Grimm.....	Louisville.....	107	413	65	120	.290	182	8	14
Smith.....	Louisville.....	39	135	27	39	.288	56	1	13
Blake.....	Cleveland.....	73	300	51	86	.286	113	10	1
McMahon.....	Baltimore.....	34	129	17	37	.286	46	8	1
Shugart.....	Pittsburgh.....	133	533	103	152	.285	236	13	23
Knell.....	Louisville.....	31	119	10	34	.285	47	1	2
Zimmer.....	Cleveland.....	88	340	55	97	.285	141	2	15
Fuller.....	New York.....	95	378	82	107	.283	138	0	34
Glasscock.....	Pittsburgh.....	86	332	47	94	.283	123	13	20
Nichols.....	Boston.....	45	170	40	48	.282	64	2	1
Tiernan.....	New York.....	112	429	87	121	.282	184	6	26
Farrell.....	New York.....	112	404	50	114	.282	175	3	10
Meehin.....	New York.....	48	174	26	49	.281	80	1	4
Ganzel.....	Boston.....	65	266	52	74	.278	98	4	1
Carsey.....	Philadelphia.....	32	126	31	35	.277	40	1	3
Rusie.....	New York.....	49	185	20	51	.275	74	2	4
Shiebeck.....	Pittsburgh and Washington.....	75	294	69	81	.275	102	1	19
Clark.....	Louisville.....	76	316	55	87	.275	132	1	24
Peitz.....	St. Louis.....	100	364	62	100	.274	159	7	17
Quinn.....	St. Louis.....	106	411	58	113	.274	142	13	26
Denny.....	Louisville.....	60	222	26	61	.274	87	6	10
Hawley.....	St. Louis.....	48	161	16	44	.273	68	5	1
Reilly.....	Philadelphia.....	36	132	21	37	.272	42	1	6
O'Rourke.....	Louisville and St. Louis.....	80	316	60	86	.272	106	6	11
McGarr.....	Cleveland.....	127	522	94	142	.272	185	5	34
Murphy.....	New York.....	73	284	65	77	.271	89	2	25



Cincinnati Base Ball Club, '94.



St. Louis Base Ball Club, '94.



Washington Base Ball Club, '94.

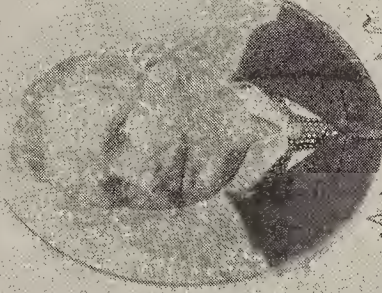
2ND BASEMAN



SHORT STOP


REIN

1ST BASEMAN



ANSON
Leading Players of the
LEAGUE
FOR
1894

FIELDER



GRIFFIN

CATCHER



ZIMMER



GLASSCOCK

BATTING RECORDS—Continued.

NAME.	CLUB.	Games.	At Bat.	Runs.	1st Bases	Per cent.	T. B.	S. H.	S. B.
Ryan.....	Boston.....	49	203	39	55	.271	87	1	4
Virtue.....	Cleveland.....	23	85	15	23	.270	30	2	1
Clarke.....	Baltimore.....	27	100	18	27	.270	40	3	1
Dwyer.....	Cincinnati.....	49	171	32	46	.269	72	0	0
Schriver.....	Chicago.....	94	356	56	96	.269	123	5	9
Dailey.....	Brooklyn.....	65	230	39	62	.269	89	6	4
Murphy.....	Cincinnati.....	76	265	42	71	.268	89	6	5
Dowd.....	St. Louis.....	123	524	92	141	.267	185	9	34
McCarthy.....	Cincinnati.....	40	168	29	45	.267	60	4	3
Smith.....	Cincinnati.....	123	492	73	131	.266	207	3	12
G. Tebeau.....	Washington and Cleveland..	105	398	77	106	.266	147	11	34
Twitchell.....	Louisville.....	51	211	28	56	.265	86	9	9
Comiskey.....	Cincinnati.....	59	230	26	61	.265	73	4	9
Hogan.....	St. Louis.....	29	103	11	27	.262	37	3	7
Ward.....	New York.....	136	552	99	145	.262	168	20	41
Stein.....	Brooklyn.....	41	142	31	37	.260	59	4	3
Mack.....	Pittsburgh.....	63	229	32	59	.257	70	14	9
Killen.....	Pittsburgh.....	24	82	14	21	.256	26	1	1
Hemming.....	Louisville and Baltimore...	38	152	23	39	.256	67	0	2
Richardson.....	Louisville.....	116	427	50	109	.255	134	4	11
Ewing.....	Cleveland.....	53	212	32	54	.255	82	2	19
Allen.....	Philadelphia.....	40	154	27	39	.253	60	3	5
Cuppy.....	Cleveland.....	41	134	28	34	.253	47	1	4
Buckley.....	St. Louis and Philadelphia..	67	251	24	64	.251	87	18	0
Brown.....	Louisville.....	130	542	123	136	.251	213	14	74
Weaver.....	Louisville and Pittsburgh...	90	355	35	89	.250	119	12	9
Frank.....	St. Louis.....	80	321	53	89	.246	130	12	12
Parrott.....	Chicago.....	126	532	83	130	.244	175	9	34
Griffith.....	Chicago.....	41	139	29	34	.244	44	0	6
Wadsworth.....	Louisville.....	23	74	9	18	.243	25	1	0
Esper.....	Washington and Baltimore..	25	96	16	23	.239	35	0	0
Staley.....	Boston.....	25	88	12	21	.238	31	2	0
Wittrock.....	Cincinnati.....	18	64	8	15	.234	17	0	0
Gilbert.....	Brooklyn and Louisville...	34	133	14	31	.233	39	1	3
Maul.....	Washington.....	35	120	23	28	.233	42	1	1
Radford.....	Washington.....	93	330	61	77	.233	101	6	26
Breitenstein.....	St. Louis.....	53	179	27	41	.229	53	9	3
McGill.....	Chicago.....	23	83	11	19	.229	24	1	1
Sullivan.....	Washington and Cleveland..	26	101	10	23	.228	33	0	0
Daub.....	Brooklyn.....	28	97	13	22	.226	26	4	1
Dugdale.....	Washington.....	33	129	15	28	.217	38	0	6
Colcolough.....	Pittsburgh.....	19	70	10	15	.214	21	1	1
Young.....	Cleveland.....	48	183	24	40	.213	61	0	4
Motz.....	Cincinnati.....	18	68	8	14	.205	19	0	1
Clarkson.....	Cleveland.....	16	54	7	11	.204	14	4	0
Menafee.....	Louisville and Pittsburgh...	37	125	12	25	.200	31	10	4
Lutenburg.....	Louisville.....	70	255	44	49	.192	66	3	10
Clarkson.....	St. Louis.....	26	85	11	16	.188	16	0	1
Ehret.....	Pittsburgh.....	41	133	6	23	.172	30	10	0
Weyhing.....	Philadelphia.....	33	119	9	20	.168	26	7	1
Westervelt.....	New York.....	18	59	9	9	.152	11	2	1

Fielding Record, 1894.

FIRST BASEMEN.

Rank.	NAME.	CLUB.	Games.	Put Outs.	Assists.	Errors.	Total Chances.	Per cent.
1	Motz.....	Cincinnati.....	18	185	18	1	204	.995
2	Anson.....	Chicago.....	83	748	45	9	802	.988
3	Tucker.....	Boston.....	122	1114	70	19	1203	.984
4	O. Tebeau.....	Cleveland.....	107	1025	47	18	1090	.983
5	Boyle.....	Philadelphia.....	116	983	64	20	1067	.981
6	{ Vaughn.....	Cincinnati.....	19	186	11	4	201	.980
	{ Cartright.....	Washington.....	132	1227	72	36	1335	.980
7	Foutz.....	Brooklyn.....	73	659	36	15	710	.979
8	{ Beckley.....	Pittsburgh.....	132	1236	82	31	1349	.977
	{ La Chance.....	Brooklyn.....	56	503	13	12	528	.977
9	{ Connor.....	New York and St. Louis..	120	1084	81	28	1193	.976
	{ Decker.....	Chicago.....	48	433	16	11	460	.976
10	{ Lutenburg.....	Louisville.....	68	595	34	16	645	.975
	{ Brouthers.....	Baltimore.....	123	1180	65	31	1276	.975
11	{ Comiskey.....	Cincinnati.....	59	558	26	16	600	.973
	{ O'Rourke.....	Louisville, Wash., St. L..	30	270	22	8	300	.973
12	{ Doyle.....	New York.....	99	987	60	33	1080	.969
	{ McCarthy.....	Cincinnati.....	15	146	13	5	164	.969
13	G. Tebeau.....	Washington, Cleveland...	16	161	2	9	172	.948

SECOND BASEMEN.

1	Reitz.....	Baltimore.....	100	262	344	21	627	.966
2	Quinn.....	St. Louis.....	106	344	342	33	719	.954
3	McPhee.....	Cincinnati.....	128	391	449	53	893	.940
4	Pfeffer.....	Louisville.....	89	264	283	35	582	.939
5	Bierbauer.....	Pittsburgh.....	131	308	462	52	822	.936
6	Hallman.....	Philadelphia.....	119	314	342	47	703	.933
7	Lowe.....	Boston.....	132	354	411	57	822	.930
8	Parrott.....	Chicago.....	125	291	384	52	727	.928
9	Childs.....	Cleveland.....	117	308	380	56	744	.924
10	Ward.....	New York.....	136	332	455	67	854	.921
11	Grimm.....	Louisville.....	24	59	75	12	146	.918
12	Ward.....	Washington.....	79	175	237	40	452	.911
13	Bonner.....	Baltimore.....	24	57	54	10	121	.909
14	Daly.....	Brooklyn.....	123	320	358	74	752	.901
15	Radford.....	Washington.....	24	62	60	14	136	.897
16	Miller.....	St. Louis.....	18	31	49	11	91	.879

THIRD BASEMEN.

1	Nash.....	Boston.....	132	199	271	34	504	.932
2	McGarr.....	Cleveland.....	127	171	246	35	452	.922
3	Cross.....	Philadelphia.....	100	177	240	40	457	.912
4	Davis.....	New York.....	124	154	251	40	445	.910
5	Dahlen.....	Chicago.....	55	95	127	23	245	.906
6	Lyons.....	Pittsburgh.....	72	120	158	30	308	.902
7	Peitz.....	St. Louis.....	43	61	69	15	145	.896
8	McGraw.....	Baltimore.....	117	130	246	44	420	.895

THIRD BASEMEN—Continued.

Rank.	NAME.	CLUB.	Games.	Put Outs.	Assists.	Errors.	Total Chances.	Per cent.
9	Shindle.....	Brooklyn.....	117	190	232	50	472	.894
10	Reilly.....	Philadelphia.....	27	35	55	12	102	.882
11	Flaherty.....	Louisville.....	38	43	75	16	134	.880
12	Hartman.....	Pittsburgh.....	49	65	96	23	184	.875
13	Hassamer.....	Washington.....	30	64	79	21	164	.872
14	Latham.....	Cincinnati.....	129	163	256	64	483	.867
15	Denny.....	Louisville.....	60	84	124	32	240	.866
16	Joyce.....	Washington.....	98	151	184	52	387	.865
17	Miller.....	St. Louis.....	52	71	97	33	201	.835
18	Irwin.....	Chicago.....	68	90	125	43	258	.833
19	Gilbert.....	Brooklyn and Louisville..	31	56	61	24	141	.829
20	O'Rourke.....	Louisville, Wash., St. L..	21	30	39	15	84	.821

SHORT STOPS.

1	Glasscock.....	Pittsburgh.....	86	195	300	35	530	.934
2	Jennings.....	Baltimore.....	128	307	497	62	866	.928
3	Richardson.....	Louisville.....	107	236	363	50	649	.923
4	{ Smith.....	Cincinnati.....	128	234	523	72	829	.913
	{ Corcoran.....	Brooklyn.....	129	282	446	69	797	.913
5	McKean.....	Cleveland.....	130	278	401	66	745	.911
6	Allen.....	Philadelphia.....	40	93	130	23	246	.907
7	Connaughton.....	Boston.....	32	60	105	18	183	.901
8	Ely.....	St. Louis.....	127	279	444	82	805	.898
9	Dahlen.....	Chicago.....	66	191	257	52	500	.896
10	Long.....	Boston.....	99	223	371	71	665	.893
11	{ Sullivan.....	Washington and Phila....	83	199	232	52	483	.892
	{ Irwin.....	Chicago.....	62	122	219	41	382	.892
12	Murphy.....	New York.....	48	112	148	34	294	.884
13	Shiebeck.....	Pittsburgh and Washingt..	62	130	230	48	408	.882
14	Fuller.....	New York.....	91	211	309	71	591	.879
15	Pfeffer.....	Louisville.....	15	30	63	13	106	.877
16	Radford.....	Washington.....	47	127	184	53	364	.851
17	Selbach.....	Washington.....	18	52	52	23	127	.818

OUTFIELDERS.

1	Dungan.....	Louisville and Chicago...	18	30	3	1	34	.970
2	Griffin.....	Brooklyn.....	106	298	13	12	323	.963
3	{ Hamilton.....	Philadelphia.....	131	363	16	15	394	.961
	{ Thompson.....	Philadelphia.....	102	163	11	7	181	.961
4	Weaver.....	Louisville and Pittsburgh	35	59	8	3	70	.957
5	McAleer.....	Cleveland.....	64	173	10	9	192	.953
6	Kelley.....	Baltimore.....	129	274	19	15	308	.951
7	Brodie.....	Baltimore.....	129	311	11	19	341	.944
8	Shock.....	Brooklyn.....	34	89	11	6	106	.943
9	Burns.....	Brooklyn.....	126	212	16	14	242	.942
10	Hogan.....	St. Louis.....	29	43	5	3	51	.941
11	{ Blake.....	Cleveland.....	73	122	17	9	148	.939
	{ O'Connor.....	Cleveland.....	31	85	8	6	99	.939
12	Delehanty.....	Philadelphia.....	85	224	21	16	261	.938
13	Smith.....	Pittsburgh.....	125	271	18	20	309	.935
14	Tiernan.....	New York.....	112	170	11	13	194	.933
15	Donovan.....	Pittsburgh.....	133	267	24	21	312	.932

OUTFIELDERS—Continued.

Rank.	NAME.	CLUB.	Games.	Put Outs.	Assists.	Errors.	Total Chances.	Per cent.
16	Dowd.....	St. Louis.....	115	201	16	16	233	.931
17	Keeler.....	Baltimore.....	127	220	27	19	266	.928
18	Radford.....	Washington.....	22	30	8	3	41	.927
19	{ Ewing.....	Cleveland.....	52	91	7	8	106	.924
	{ Selbach.....	Washington.....	76	153	7	13	173	.924
20	Duffy.....	Boston.....	123	313	23	28	364	.923
21	Burke.....	New York.....	138	269	16	23	308	.922
22	{ Stenzel.....	Pittsburgh.....	131	317	22	30	369	.918
	{ Canavan.....	Cincinnati.....	94	191	10	18	219	.918
23	Holliday.....	Cincinnati.....	121	247	26	25	298	.916
24	{ Brown.....	Louisville.....	130	327	23	33	383	.914
	{ McCarthy.....	Cincinnati.....	25	46	7	5	58	.914
25	Burkett.....	Cleveland.....	124	242	18	24	284	.912
26	{ Van Haltren.....	New York.....	139	309	28	33	370	.911
	{ Shugart.....	St. Louis.....	119	276	23	27	326	.911
27	{ Abbey.....	Washington.....	129	341	26	36	403	.910
	{ Hassamer.....	Washington.....	68	102	10	11	123	.910
28	Turner.....	Philadelphia.....	77	143	7	15	165	.909
29	McCarthy.....	Boston.....	124	286	30	32	348	.908
30	{ Smith.....	Louisville.....	39	64	2	7	73	.904
	{ Ryan.....	Chicago.....	108	222	23	26	271	.904
31	Lange.....	Chicago.....	110	278	30	33	341	.903
32	Twitchell.....	Louisville.....	51	104	14	13	131	.900
33	Hoy.....	Cincinnati.....	128	322	27	41	390	.895
34	Treadway.....	Brooklyn.....	122	274	20	36	330	.891
35	Clark.....	Louisville.....	76	166	14	23	203	.886
36	Frank.....	St. Louis.....	77	159	11	23	193	.880
37	G. Tebeau.....	Wash'n and Cleveland...	87	182	8	26	216	.879
38	{ Murphy.....	New York.....	20	32	3	5	40	.875
	{ Virtue.....	Cleveland.....	20	38	4	6	48	.875
39	Bannon.....	Boston.....	127	243	42	41	326	.874
40	Wilnot.....	Chicago.....	135	262	17	46	325	.858
41	O'Rourke.....	Louisville, Wash'n, St. L.	18	34	2	6	42	.857
42	Decker.....	Chicago.....	30	55	9	11	75	.853
43	Cooley.....	St. Louis.....	38	73	1	14	88	.840
44	Nicol.....	Louisville.....	26	33	3	7	43	.837
45	Anderson.....	Brooklyn.....	15	21	0	6	27	.777

CATCHERS' AVERAGES.

Rank.	NAME.	CLUB.	Games Played.	Put Outs.	Assists.	Errors.	Passed Balls.	Total Chances.	Percentage Accepted.
1	Zimmer.....	Cleveland.....	88	285	107	16	13	421	.931
2	Clements.....	Philadelphia.....	47	182	38	11	7	238	.924
3	{ Buckley.....	Philadelphia, St. Louis...	66	249	72	18	12	351	.914
	{ Robinson.....	Baltimore.....	106	364	96	24	19	503	.914
4	Mack.....	Pittsburgh.....	63	274	59	22	15	370	.900

CATCHERS' RECORD—Continued.

Rank.	NAME.	CLUB.	Games Played.		Assists.	Errors.	Passed Balls.	Total Chances.	Percentage Accepted.
			Put Outs.						
5	Merritt	Boston, Pittsburgh. Cin..	61	177	72	16	13	278	.895
6	Schrivier.....	Chicago.....	86	294	93	34	13	434	.891
7	Grimm.....	Louisville.....	75	262	104	29	16	411	.890
8	{ Miller	St. Louis.....	39	138	36	12	10	196	.887
	{ Murphy	Cincinnati.....	74	197	69	29	5	300	.887
9	{ Farrell.....	New York.....	103	470	138	41	36	685	.887
	{ Kittredge.....	Chicago.....	50	209	40	20	13	282	.883
10	{ Vaughn.....	Cincinnati.....	41	155	43	19	8	225	.880
	{ Dailey.....	Brooklyn.....	58	217	62	21	17	317	.880
11	Ganzel.....	Boston.....	55	188	57	24	10	279	.878
12	Sugden.....	Pittsburgh.....	30	104	28	12	7	151	.874
13	Earle	Brooklyn and Louisville..	31	89	42	6	13	150	.873
14	Twineham.....	St. Louis.....	31	147	35	9	18	209	.870
15	O'Connor.....	Cleveland.....	42	160	37	12	20	229	.860
16	McGuire.....	Washington.....	102	288	116	39	28	471	.857
17	{ Clarke.....	Baltimore.....	22	86	21	10	8	125	.856
	{ Ryan.....	Boston.....	49	166	49	18	18	251	.856
18	Peitz.....	St. Louis.....	38	153	52	13	11	229	.851
19	Tenny.....	Boston.....	18	55	18	11	3	87	.839
20	Wilson.....	New York.....	32	119	22	20	9	170	.829
21	Weaver.....	Louisville and Pittsburgh.	30	88	27	11	15	141	.815
22	Kinslow.....	Brooklyn.....	61	114	47	19	23	203	.793
23	Grady.....	Philadelphia.....	38	101	30	21	20	172	.761
24	Dugdale.....	Washington.....	30	75	38	20	10	143	.720

PITCHERS' RECORD, IN ALPHABETICAL ORDER—1894.

NAME.	CLUB.	Games played.	P. C. games won, exclusive of tie games.		Runs scored.	Av. per game.	Runs earned.		Per cent. of base hits off pitcher.	Bases given on balls.	No. struck out.	Per cent. fielding chances acc'pt'd.
			P. C.	Games won			Av. per game.	Per cent.				
Breitenstein.....	St. Louis.....	49	.551	6.32	3.06	.280	162	138	.902			
Colcolough.....	Pittsburgh.....	15	.533	9.13	4.87	.354	59	19	.844			
Cuppy.....	Cleveland.....	37	.523	7.13	3.24	.298	119	63	.916			
Carsey.....	Philadelphia.....	31	.580	7.93	3.84	.314	95	40	.831			
Clarkson.....	St. Louis.....	26	.308	8.11	4.19	.318	102	42	.794			
Chamberlain.....	Cincinnati.....	19	.526	7.45	3.70	.309	78	57	.729			
Dwyer.....	Cincinnati.....	39	.500	7.30	4.13	.317	97	47	.902			
Daub.....	Brooklyn.....	26	.423	7.89	3.70	.306	71	33	.694			
Esper.....	Wash'ton & Balt're..	26	.500	8.30	4.88	.339	59	36	.929			
Ehret.....	Pittsburgh.....	41	.436	7.05	4.17	.306	111	91	.808			
Gumbert.....	Pittsburgh.....	31	.600	7.23	4.87	.326	73	60	.909			
Griffith.....	Chicago.....	32	.656	6.46	3.59	.300	79	67	.901			
German.....	New York.....	17	.471	7.82	3.53	.288	48	15	.842			

PITCHERS' RECORD—*Continued.*

NAME.	CLUB.	Games played.	P. C. games won, exclu've tie games.		Runs scored.		Per cent. of base hits off pitcher.	Bases given on balls.	No. struck out.	Per cent. fielding chances acc't'd.
			Av. per game.	Av. per game.	Av. per game.	Av. per game.				
Gleason.....	St. Louis & Baltm're.	29	586	6.00	3.45	.312	59	39	.841	
Hemming.....	L'sville & Baltim're.	40	500	6.02	2.85	.295	140	75	.893	
Hawke.....	Baltimore.....	23	652	7.17	4.08	.311	58	50	.887	
Hutchinson.....	Chicago.....	30	467	7.47	3.33	.314	125	60	.716	
Hawley.....	St. Louis.....	47	413	7.04	3.72	.303	121	117	.708	
Inks.....	Balt'more & L'sville.	24	478	7.96	4.04	.337	75	37	.846	
Killen.....	Pittsburgh.....	24	583	6.25	3.87	.303	83	57	.909	
Knell.....	Louisville.....	30	200	8.46	3.60	.329	97	65	.693	
Kennedy.....	Brooklyn.....	42	545	7.55	4.21	.302	134	101	.771	
Menafee.....	Lou'ville & Pitts'gh.	37	351	6.59	3.67	.309	85	78	.904	
Mercer.....	Washington.....	38	421	7.18	4.09	.303	105	57	.852	
Meekin.....	New York.....	47	790	4.91	2.38	.253	147	127	.798	
Maul.....	Washington.....	24	458	8.08	4.08	.307	60	31	.785	
Mullane.....	Balt. & Cleveland...	17	470	8.17	4.17	.297	80	44	.740	
McMahon.....	Baltimore.....	34	735	5.51	3.00	.269	109	55	.869	
McGill.....	Chicago.....	24	291	8.12	3.83	.321	98	55	.846	
Nichols.....	Boston.....	46	711	6.78	3.56	.291	108	98	.856	
Parrott.....	Cincinnati.....	37	459	7.24	3.94	.307	120	61	.824	
Rusie.....	New York.....	49	734	4.73	2.12	.253	189	204	.867	
Stratton.....	Lou'ville & Chicago..	21	476	9.43	5.24	.366	52	29	.931	
Stockdale.....	Washington.....	16	375	7.60	3.60	.353	39	6	.825	
Stivetts.....	Boston.....	39	692	7.49	3.43	.306	100	73	.813	
Stein.....	Brooklyn.....	42	619	6.26	3.05	.280	162	72	.785	
Staley.....	Boston.....	25	520	8.88	5.72	.344	55	29	.744	
Sullivan.....	Wash. & Cleveland..	23	348	8.26	3.74	.320	97	28	.714	
Terry.....	Chicago.....	19	278	9.73	4.00	.334	91	43	.782	
Taylor.....	Philadelphia.....	33	719	5.30	2.76	.281	85	79	.796	
Weyhing.....	Philadelphia.....	33	545	6.72	3.49	.324	101	79	.845	
Wadsworth.....	Louisville.....	21	190	9.38	4.66	.360	97	58	.703	
Westervelt.....	New York.....	18	412	7.39	3.83	.297	62	28	.654	
Young.....	Cleveland.....	47	532	5.83	3.17	.293	100	100	.902	

Tie games—Cuppy, 1; Dwyer, 1; Daub, 1; Ehret, 1; Gumbert, 1; Hawley, 1; Inks, 1; Meekin, 4; Nichols, 1; Stein, 1; Terry, 1; Taylor, 1; Westervelt, 1.

The Batting of 1894.

THE TEAM-WORK AT THE BAT.

It goes to the credit of the leading teams in the pennant race of 1894 that the first three clubs did better team-work at the bat, and more of it, than any previous trio of the kind known in the annals of the League. In fact, competent managers and captains of teams have learned in recent years, by costly experiment, that one of the most potent factors in winning pennants is the method of handling the ash known as good *team-work at the bat*, the very essence of which is devoting all the batsmen's

efforts to *forwarding runners by base hits*, and not by each player's going to the bat simply to build up a high record of base hits without regard to forwarding runners on bases. Suppose the first batsman in a game to take his position at the bat makes a two or three-bagger at the outset. Of course the object of the batsman who succeeds him would be to send the runner home the best way he can, either by a base hit or a sacrifice hit. In striving to do this, the very worst plan is to try solely for a home run hit, as it only succeeds once in thirty or forty times, and not that against skilful, strategic pitching. Time and again were batsmen, last season, left on third base after opening the innings with a three-bagger, owing to the stupid work of the succeeding batsmen in trying to "line 'em out for a homer," instead of doing real team-work at the bat.

Of course, good "sacrifice hitting" is part and parcel of team-work at the bat, but this kind of hitting was not done to any special extent last season by a majority of the League batsmen.

SACRIFICE HITTING.

There is one thing about the point of play in batting known as "sacrifice hitting" which is not as thoroughly understood as it should be. A majority of batsmen seem to be of the impression that when they are called upon to forward a base runner by a "sacrifice hit," all they have to do is to go to the bat and have themselves put out, so that the base runner at first base may be able to reach second base on the play which puts the batsmen out. This is a very erroneous idea of the true intent of a sacrifice hit. No skilful batsmen ever goes to the bat purposely to hit the ball so as to have himself put out; that would be a very silly move. On the contrary, he takes his bat in hand every time, with the primary object of *making a base hit* if he possibly can; but in trying for this strongest point in batting, he proposes to make the desired hit in such a way that if he fails to make the base hit he will at least hit the ball in the direction in the field which will oblige the fielders to throw him out at first base. With this object in view he will always strive for a safe hit to *right field*, especially by means of a hard "bounder" in that direction, so as to force the second baseman to run to right short to field the ball, in which case the runner at first base will be able to steal to second on the hit in nine cases out of ten. Another good effort for a sacrifice hit is to *bunt* the ball so that it may roll towards third base, out of reach of the baseman or pitcher. A third sacrifice hit is that of a long high ball to the outfield, which admits of a chance for a catch, but so far out in the field that the runner will have an opportunity to steal a base on the catch. This latter point

won't work, of course, when two men are out; moreover, it should be the last point aimed at.

A great deal of bosh has been written—mostly by the admirers of “fungo” hitting—about sacrifice hitting being something that should not be in the game, just as these fungo-hitting-advocates try to write down *bunt* hitting—the most difficult place hit known to the game. This class of writers think that the very acme of batting skill is the home run hit, a hit which any muscular novice in batting on amateur fields can accomplish without difficulty, and where more home runs are made in a single season than in two seasons by the best managed professional teams. The effort to make home runs leads to more chances for catches by outfielders in one game than there are home runs made in fifty. The exhaustion which follows a home run hit, with its sprinting run of 120 yards at full speed, is entirely lost sight of by the class of patrons of the game who favor home runs. One season, a few years ago, the tail-end team of the League excelled all its rivals in scoring home runs, while the pennant-winning team took the honors and the prize solely on account of its excellence in team-work at the bat. The mere record of the best averages in scoring base hits in batting seems to be regarded by the majority of “cranks” in base ball as the only sound criterion of good batting. This is one of the fallacies of the game, as such a record is unreliable. The only true criterion of good batting is the record which shows the players who excel in the batting which forwards runners; and this record the existing scoring rules, up to 1895, did not admit of, the champion batsman being regarded as the one who excels in his base-hit average, without regard to the runners his base hits forwarded. For instance, one batsman in a game will make three three-baggers, and forward but a single runner by his three hits, while another batsman by a single base hit, a good “bunt” hit and a telling “sacrifice hit,” will forward *four runners*; and yet by the existing scoring rules the record batsman carries off all the honors in the score, and the team-worker at the bat does not get the slightest credit for the effective batting he has done.

SACRIFICE HIT RECORD.

The following is the record of the players in the League teams of 1894 who led in sacrifice hits last season. The names are given in the order of bases stolen, as recorded in the official average tables made up by Mr. Young. The percentage figures would, of course, materially change the order.

PLAYERS.	CLUBS.	Games.	Sacrifice Hits.	PLAYERS.	CLUBS.	Games.	Sacrifice Hits.
Donovan.....	Pittsburgh....	129	24	Abbey.....	Washington...	129	13
Brodie.....	Baltimore.....	129	24	Van Haltren..	New York.....	139	13
Beckley.....	Pittsburgh....	132	22	Frank.....	St. Louis.....	80	12
Bierbauer....	Pittsburgh....	131	20	Weaver.....	Pittsburgh....	90	12
Ward.....	New York.....	136	20	Tredway.....	Brooklyn.....	122	12
Kelley.....	Baltimore.....	129	19	Lyons.....	Pittsburgh....	72	11
Buckley.....	Philadelphia..	67	18	G. Tebeau....	Cleveland.....	105	11
Boyle.....	Philadelphia..	116	18	Robinson....	Baltimore.....	106	11
Brouthers....	Baltimore.....	123	18	Hay.....	Cincinnati....	123	11
Jennings....	Baltimore.....	128	18	Latham.....	Cincinnati....	130	11
Shindle.....	Brooklyn.....	117	17	McKean.....	Cleveland.....	130	11
Cross.....	Philadelphia..	120	16	Menafee.....	Pittsburgh....	37	10
Keeler.....	Baltimore.....	128	16	Ehret.....	Pittsburgh....	41	10
Pfeffer.....	Louisville....	104	15	Blake.....	Cleveland.....	73	10
Mack.....	Pittsburgh....	63	14	Hassamer....	Washington... 116	10	
McGraw.....	Baltimore.....	123	14	Dahlen.....	Chicago.....	121	10
Brown.....	Louisville....	130	14	Duffy.....	Boston.....	124	10
Wilmot.....	Chicago.....	135	14	Burkett.....	Cleveland.....	124	10
Shugart.....	St. Louis.....	33	13	E. Smith.....	Pittsburgh....	125	10
Glasscock....	Pittsburgh....	86	13	Corcoran....	Brooklyn.....	129	10
Quinn.....	St. Louis.....	106	13	Burke.....	New York.....	138	10
Ely.....	St. Louis.....	127	13				

According to the above table Pittsburgh led with a total of 146 sacrifice hits, Baltimore being next with 120, followed by Philadelphia with 52, New York 43, Cleveland 42; Brooklyn 39, St. Louis 38, Louisville 29, Chicago 24, Washington 23, Cincinnati 22 and Boston 10.

A record connected with the batting of each season is that showing the number of victories and defeats, marked by single and double figure scores. This data shows, to a considerable extent, how the pitching stands in relation to the batting, as to whether the one or the other dominates too much in the efforts of the rulemakers to equal the powers of attack and defence. If the pitching has the best of it than we have a predominance of the undesirable class of pitchers' games, in which the minority of the fielders only bear the brunt of the contest. On the other hand, if the batting rules the roost, then we have too much of the old slugging style of play, in which the outfielders are mostly brought into play, and but little chance to see skilful base running or splendid infielding is afforded. Here are some records which show what was done in 1894 in this respect:

The three leading teams in the pennant race of 1894 scored a total of 198 single figure games to 194 double figure games. The record in detail being as follows:

SINGLE FIGURE.		DOUBLE FIGURE.	
Baltimore single figure victories..	40	Baltimore double figure victories..	49
Baltimore single figure defeats....	18	Baltimore double figure defeats....	21
New York single figure victories..	59	New York double figure victories..	29
New York single figure defeats....	25	New York double figure defeats....	19
Boston single figure victories.....	34	Boston double figure victories.....	49
Boston single figure defeats.....	22	Boston double figure defeats.....	27
Totals.....	198	Totals.....	194

This record includes games counted out or forfeited.

The full record of the twelve clubs in single and double figure victories and defeats in 1894 is appended.

RECORD OF SINGLE AND DOUBLE FIGURE GAMES.

CLUBS.	SINGLE FIGURE.			DOUBLE FIGURE.		
	Victories.	Defeats.	Totals.	Victories.	Defeats.	Totals.
Baltimore.....	40	18	58	49	21	70
New York.....	59	25	84	29	19	48
Boston.....	34	22	56	49	27	76
Philadelphia.....	28	22	50	43	30	73
Brooklyn.....	34	27	61	36	35	71
Cleveland.....	39	33	75	29	25	54
Pittsburgh.....	35	35	70	30	20	50
Chicago.....	20	40	60	38	35	73
St. Louis.....	35	45	80	21	31	52
Cincinnati.....	36	37	73	20	38	58
Washington.....	28	34	62	17	53	70
Louisville.....	24	61	85	12	84	46
Totals.....	412	402	814	373	368	741

It will be seen that the Boston club, which was third in the race, is first in scoring the most total double figures in their contests, the "Phillies" being second and the Chicagos third. In total single figure scores New York takes a decided lead, while the Louisville club is second and St. Louis third. In single figure victories, however, New York is first, Baltimore second and Cleveland third; while in double figure victories Baltimore and Boston are tied and Philadelphia is third. The totals of 814 single figure games against 741 double figure contests shows that the pitching is not yet overpowered by the batting, though the use of the big mitts in infield work had much to do with the scoring of single figure games. As far as these records show, it would appear that the New York team really did the best batting of the season.

The Batting Averages.

We give below a record, taken from the official averages of the League, giving the batting figure, which shows the base hit percentage and the total sacrifice hits of those who have played in a majority of the scheduled games of the season of 1894, the limit being not less than 70 games. The names of the clubs are given in pennant-race order, beginning with Baltimore and ending with Louisville. The record is not of much account, except in the showing of the comparative base hit and sacrifice hit batting, the larger total of the latter giving the palm in case of a tie in the base hit averages. It also shows, as far as sacrifice hit figures can show, which batsman did the best team-work batting. But the one thing wanting in the record of batting averages is the data showing the runners forwarded by base hits, and until the scoring rules give such data there can be no correct data useful as a criterion of skilful batting. Another record needed in the score summary of each game is that of the number of chances given for catches off the bat, thus showing the carelessness of the batting in the averaged number of chances for catches offered off the bat.

Here is the record above referred to :

An Analysis of the Batting Averages.

BALTIMORE CLUB.

BATSMEN.	Games.	Per cent. of Base Hits.	Sacrifice Hits
Kelly ..	129	.391	19
Brodie..	129	.369	24
Keeler ..	128	.367	16
Robinson ..	106	.348	11
Brouthers.....	123	.344	18
McGraw.....	123	.340	14
Jennings.....	128	.332	18
Reitz.....	109	.306	7

NEW YORK CLUB.

Doyle.....	105	.369	4
Davis.....	124	.345	9
Van Haltren.....	139	.333	13
Burke.....	138	.299	10
Fuller.....	95	.282	0
Tiernan.....	112	.282	6
Farrell.....	112	.262	3
Murphy.....	73	.271	2
Ward.....	136	.262	20

BOSTON CLUB.

BATSMEN.	Games.	Per cent. of Base Hits.	Sacrifice Hits.
Duffy.....	124	.438	10
McCarthy.....	126	.349	9
Lowe.....	133	.341	9
Bannon.....	127	.336	6
Tucker.....	122	.328	9
Long.....	103	.324	8
Nash.....	132	.294	3

PHILADELPHIA CLUB.

Turner.....	77	.423	8
Thompson.....	102	.403	8
Delahanty.....	114	.400	5
Hamilton.....	131	.398	7
Cross.....	128	.388	16
Hallman.....	119	.327	22
Boyle.....	116	.291	18

BROOKLYN CLUB.

Griffin.....	106	.365	5
Burns.....	126	.358	9
Daly.....	123	.338	4
Treadway.....	122	.336	12
Foutz.....	73	.310	8
Corcoran.....	129	.302	10
Shindle.....	117	.300	17

CLEVELAND CLUB.

Childs.....	117	.365	4
Burkett.....	124	.357	10
McKean.....	130	.354	11
O'Connor.....	80	.330	4
O. Tebeau.....	119	.305	9
Blake.....	73	.286	10
Zimmer.....	88	.285	2
McGarr.....	127	.272	5
G. Tebeau.....	105	.266	11

PITTSBURGH CLUB.

E. Smith.....	125	.352	10
Stenzel.....	131	.351	5
Beckley.....	132	.344	22
Lyons.....	72	.311	11
Donovan.....	133	.306	26
Bierbauer.....	131	.301	20
Shugart.....	133	.285	13
Glasscock.....	86	.283	13
Shiebeck.....	75	.275	1
Weaver.....	90	.250	12

CHICAGO CLUB.

BATSMEN:	Games.	Per cent. of Base Hits.	Sacrifice Hits.
Anson.....	83	.394	7
Dahlen.....	121	.362	10
Ryan.....	108	.359	8
Wilmot.....	105	.331	14
Lange.....	112	.324	4
Decker.....	89	.310	2
Irwin.....	130	.302	4
Schriver.....	94	.269	5
Parrott.....	126	.244	9

ST. LOUIS CLUB.

Miller.....	125	.341	8
Ely.....	127	.305	13
Peitz.....	100	.274	7
Quinn.....	106	.274	13
Dowd.....	123	.267	9
Frank.....	80	.246	12

CINCINNATI CLUB.

Holliday.....	122	.383	4
McPhee.....	128	.320	6
Latham.....	130	.313	11
Hoy.....	128	.312	11
Canavan.....	100	.293	5
Murphy.....	76	.268	6
G. Smith.....	128	.266	3

WASHINGTON CLUB.

Joyce.....	98	.344	5
Hassamer.....	116	.326	10
Abbey.....	129	.318	13
Selbach.....	96	.309	3
McGuire.....	102	.304	4
F. Ward.....	89	.303	5
Cartwright.....	132	.292	3
Radford.....	93	.233	1

LOUISVILLE CLUB.

Pfeffer.....	104	.297	15
Grimm.....	107	.290	8
Clark.....	76	.275	1
Richardson.....	116	.255	4
Brown.....	130	.251	14
Lutenburg.....	70	.192	3

The record of the twelve clubs in the League pennant race of 1894 in the total number of sacrifice hits is as follows:

BATSMEN.	CLUBS.	Games.	Sacrifice Hits.
Donovan.....	Pittsburgh.....	133	26
Brodie.....	Baltimore.....	129	24
Cross.....	Philadelphia.....	128	16
Pfeffer.....	Louisville.....	104	15
Wilmot.....	Chicago.....	135	14
Quinn.....	St. Louis.....	106	13
Abbey.....	Washington.....	129	13
Van Haltren.....	New York.....	139	13
Tredway.....	Brooklyn.....	122	12
Hoy.....	Cincinnati.....	128	11
G. Tebeau.....	Cleveland.....	105	11
Duffy.....	Boston.....	124	10

The first nine in base hit averages were as follows :

BATSMEN.	CLUBS.	Games.	Per cent. of Base Hits.	Sacrifice Hits.
Duffy.....	Boston.....	124	.438	10
Turner.....	Philadelphia.....	77	.423	8
Thompson.....	Philadelphia.....	102	.403	8
Delahanty.....	Philadelphia.....	114	.400	5
Hamilton.....	Philadelphia.....	131	.398	7
Anson.....	Chicago.....	83	.394	7
Kelly.....	Baltimore.....	129	.391	19
Cross.....	Philadelphia.....	120	.388	16
Holliday.....	Cincinnati.....	122	.383	4

BASE RUNNING.

It should be borne in mind by the rulemakers of the League, and especially by the magnates who pass upon the work done by the Rules Committee, that base running has come to be as much of an art in the game as is skilful, strategic pitching or team-work in batting. Especially has skill in stealing bases become a potent factor in winning games, and year after year is it increasing in popular favor as one of the most attractive features of the game. Every manager of the period should realize the important fact, that, however strong his team may be in its "battery" department, or in the excellence of the field support given the pitchers, it is lacking in one essential element of strength if it be not up to the mark in base stealing by its players. Effective pitching and sharp fielding are, of course, very necessary to success in winning games, as also skilful batting, especially of the strategic kind. While it is a difficult task to get to first base safely in the face of a steady and effective fire from the opposing "battery," backed up by good support from the field, it is still more difficult when the first base is safely reached to secure the other bases by good base stealing.

The fact is, a greater degree of intelligence is required in the player who would excel in base running than is needed either in fielding or in batting. Any soft-brained heavy-weight can occasionally hit a ball for a home run, but it requires a shrewd, intelligent player, with his wits about him, to make a successful base runner. Indeed, base running is the most difficult work a player has to do in the game. To cover infield positions properly, a degree of intelligence in the player is required, which the majority do not as a general rule possess; but to excel in base running such mental qualifications are required as only a small minority are found to possess. Presence of mind, prompt action on the spur of the moment; quickness of perception, and coolness and nerve are among the requisites of a successful base runner. Players habitually accustomed to hesitate to do this, that or the other, in attending to the varied points of a game, can never become good base runners. There is so little time allowed to judge of the situation that prompt action becomes a necessity with the base runner. He must "hurry up" all the time. Then, too, he must be daring in taking risks, while at the same time avoiding recklessness in his running.

Due consideration had not been given by the League mag-nates, up to 1895, to the importance of having more definite rules governing the base running in the game, the rules applicable to balks in pitching, as affecting the base running, having been at no time as clear and definite as they should be; nor have the existing rules bearing upon base running been strictly observed by the majority of the umpires each year; especially was this the case in 1892, when the observance of the balk rule was very lax indeed. The difficulty in framing a proper rule for the purpose is, to properly define the difference between a palpable *fielding* error, which enables a base to be run on the error, and an error plainly induced by the very effort made to steal a base. No base can be credited to a base runner as having been stolen which is the result of a dropped fly ball, a wild throw to a base player, or a palpable muff in fielding a batted ball. But in view of the difficulties surrounding base stealing, it is not going out of the way to credit a base as stolen when the effort of the runner, in taking ground and getting a start to steal, leads to a passed ball, a failure to throw to a base quick enough, or a failure on the part of a base player to put the ball on the runner quick enough. Of course these are, to a certain extent, errors on the part of the fielders, but they are not of the class of *palpable errors* as wild throws, dropped fly balls, and failures to pick up batted balls, or to hold well thrown balls, are. The other errors are consequent upon the

effort on the part of the runner to steal a base, and as such should be included as part and parcel of a credited stolen base.

The Base Running of 1894.

The base running records of the past three years, under the rules of the great major league, present a very interesting set of tables, whereby one can judge of the good work done in this direction pretty fairly. Below we give the full record of each season in stolen bases from 1892 to 1894, inclusive, showing the totals of stolen bases by each club each season, together with the aggregate of stolen bases for the three years. We give the names of the twelve clubs in the order in which they lead in stolen bases at the end of the three years of base running. Here is the full record in question:

RECORD OF TOTAL STOLEN BASES FOR 1892, 1893 AND 1894.

CLUBS.	1892.	1893.	1894.	TOTALS.
1. New York.....	281	401	294	976
2. Brooklyn.....	408	247	266	921
3. Baltimore.....	197	261	320	778
4. Chicago.....	216	237	324	777
5. Cleveland.....	288	242	228	758
6. Boston.....	337	174	230	741
7. Pittsburgh.....	211	245	247	703
8. Philadelphia.....	217	174	266	657
9. Cincinnati.....	241	204	205	650
10. Washington.....	250	142	209	601
11. Louisville.....	228	174	198	600
12. St. Louis.....	196	196	150	542
Totals.....	3070	2697	2937	8704

It will be seen by the above record that the best base running, in the aggregate of the three years' play, was made in 1892, the three leading clubs in stolen bases that year being Brooklyn, Boston and Cleveland. In 1893 the three leaders in base running were New York, Baltimore and Brooklyn, and the three leaders of the past season were Chicago, Baltimore and Brooklyn, Philadelphia being tied with Brooklyn. The tail-end clubs in stolen base records during the three years were St. Louis in 1892, Washington in 1893 and St. Louis in 1894. In the aggregate of the three years, New York stands first, Brooklyn second and Baltimore third, St. Louis being a bad tail-ender in these total figures. It is a noteworthy fact that when Brooklyn led in base running Ward was captain, while

when New York led the next year, Ward was captain, too, New York jumping from .281 in 1892, when Ward was in Brooklyn, to .401 in 1893, when he went to the New York club, Brooklyn that year falling off from .408 to .247. Baltimore, too, made a big jump in base running after Hanlon became manager, the jump being from .197 in 1892 to .320 in 1894.

The highest totals of stolen bases in any one year was in 1892, there being quite a falling off in 1893; while in 1894 a considerable improvement was shown, the average for the three years being 2,901 for the twelve clubs.

Last season the Baltimore club's team, under Hanlon's control, excelled all the other Eastern teams in stealing bases, Philadelphia being second, New York third and Boston fourth in this respect, the Baltimore's quartette of leading base stealers scoring a total of 212 bases to Philadelphia's 185, New York's 180 and Boston's 156. The three teams of the Western clubs which excelled in base running last season were Chicago, with a total of 324; Pittsburgh, with 247, and Cleveland, with 228.

Had the umpires properly interpreted the balk rules in 1894, probably the total of stolen bases for that year would have got up among the twelve hundreds at least. This year they should be made to do it.

THE STOLEN BASE RECORD OF 1894.

The record of stolen bases for 1894, showing the best nine base stealers of each club is as appended. The names of clubs are given in pennant race order, and of players in the order of percentage of stolen bases per game.

THE RECORD OF THE FIRST DIVISION CLUBS.

BALTIMORE.				NEW YORK.				BOSTON.			
Players.	Games.	Stolen Bases.	Per cent. of	Players.	Games.	Stolen Bases.	Per cent. of	Players.	Games.	Stolen Bases.	Per cent. of
		Stolen Bases.	Stolen Bases.			Stolen Bases.	Stolen Bases.				
McGraw...	123	77	.636	Doyle.....	105	48	.457	Duffy.....	124	49	.395
Bonner....	27	11	.407	Fuller.....	95	34	.358	Bannon....	127	42	.331
Brodie.....	129	50	.388	Burke.....	138	47	.340	McCarthy..	126	40	.317
Kelley.....	129	45	.350	Van Halt'n.	139	44	.315	Tierney....	24	7	.292
Brouthers..	126	40	.317	Ward.....	136	41	.306	Long.....	103	25	.243
Jennings..	128	36	.281	Davis.....	124	37	.298	Lowe.....	133	25	.188
Keeler.....	128	30	.235	Tiernan....	112	24	.214	Tucker....	122	19	.156
Reitz.....	109	18	.165	German....	19	4	.211	Nash.....	132	19	.144
Robinson..	106	9	.123	Wilson....	45	9	.200	Stivetts....	57	4	.070
Totals...	1005	320	.318	Totals....	1006	294	.292	Totals....	948	230	.253

THE RECORD OF THE FIRST DIVISION CLUBS—*Continued.*

PHILADELPHIA.				BROOKLYN.				CLEVELAND.			
Players.	Games.	Stolen Bases.	Per cent. of Stolen Bases.	Players.	Games.	Stolen Bases.	Per cent. of Stolen Bases.	Players.	Games.	Stolen Bases.	Per cent. of Stolen Bases.
Thompson..	102	29	.284	Daly.....	123	53	.431	G. Tebeau..	105	34	.324
Delahanty..	104	29	.279	LaChance..	65	25	.385	McGarr....	127	34	.269
Cross.....	120	28	.233	Shock.....	63	18	.286	McAleer...	64	17	.266
Hallman....	119	26	.218	Corcoran..	129	33	.256	Burkett....	124	32	.258
Boyle.....	116	22	.190	Burns.....	126	29	.230	McKean...	130	32	.246
Reilly.....	36	6	.167	Foutz.....	73	16	.219	Childs....	117	20	.171
Sullivan...	93	15	.161	Treadway..	122	26	.213	O'Connor...	80	13	.163
Turner	77	12	.157	Shindle ...	117	18	.154	O. Tebeau..	109	27	.155
Totals....	898	266	.296	Totals....	924	266	.288	Totals...	909	228	.251

It will be seen that the Baltimore club's nine excel the other five clubs in the percentage of stolen bases, Philadelphia being second and New York third; the other three following in order in percentage figures as follows: Brooklyn, Boston and Cleveland. In total stolen bases by the individual player, Hamilton leads with 99—the champion stolen-base record of the season—McGraw being second and Duffy third, followed by Griffin, Doyle and Ewing.

THE SECOND DIVISION LEADERS.

PITTSBURGH.				CHICAGO.				ST. LOUIS.			
Players.	Games.	Stolen Bases.	Per cent. of Stolen Bases.	Players.	Games.	Stolen Bases.	Per cent. of Stolen Bases.	Players.	Games.	Stolen Bases.	Per cent. of Stolen Bases.
Hartman...	44	17	.386	Wilmot....	135	76	.563	Hogan.....	29	7	.248
E. Smith...	125	37	.296	Dahlen ...	121	49	.415	Ely.....	127	23	.181
Shiebeck...	75	19	.244	Parrott ...	126	34	.370	Pietz.....	100	17	.170
Donovan...	131	31	.236	Irwin.....	130	34	.262	Miller....	125	20	.160
Glasscock..	86	20	.233	Decker ...	89	22	.247	Cooley....	52	8	.154
Shugart...	133	23	.172	Anson.....	83	17	.205	Quinn....	106	26	.151
Bierbaur...	131	20	.153	Ryan.....	108	12	.111	Frank....	80	12	.150
Beckley....	132	20	.152	Schrifer...	94	9	.096	Breitenstein	53	3	.057
Totals....	987	247	.250	Totals...	998	324	.325	Totals...	795	150	.189

THE RECORD OF THE SECOND DIVISION CLUBS—Continued.

CINCINNATI.				WASHINGTON.				LOUISVILLE.			
Players.	Games.	Stolen Bases.	Per cent. of Stolen Bases.	Players.	Games.	Stolen Bases.	Per cent. of Stolen Bases.	Players.	Games.	Stolen Bases.	Per cent. of Stolen Bases.
Holliday....	122	39	.320	Cartwright. 132	35	.269	Smith.....	39	13	.333	
McPhee....	128	31	.242	Radford... 106	26	.245	Pfeffer....	104	33	.317	
Hay.....	128	30	.235	Seebach.... 96	23	.240	Clark.....	76	24	.316	
M. Murphy. 76	5	.192	Joyce..... 98	23	.235	Twitchell.. 51	9	.176			
Canavan... 160	15	.150	Mercer.... 43	10	.233	Denny..... 60	10	.167			
Vaughn... 67	6	.097	Abbey.... 129	30	.233	Lutenburg. 70	10	.143			
G. Smith... 128	12	.094	Hassamer.. 116	15	.129	Grim..... 107	14	.131			
Merritt.... 66	5	.079	McGuire... 102	11	.108	Richardson 116	11	.093			
Totals....	945	205	.217	Totals....	911	209	.229	Totals....	753	198	.263

It will be seen that the leaders of the six second division clubs aggregated a total of 337 bases, of which Brown is credited with 74, Lange with 71, and Latham with 62. In percentages, however, Lange led with .634, Brown being second with .569, and Latham third with .477, Stenzel, Ward (of Washington) and Dowd following in order. In total percentages, the Chicago nine led "by a large majority," Louisville being second and Pittsburgh third, Washington beating both Cincinnati and St. Louis, the latter club making a very poor show in base running figures in 1894.

THE LEADING BASE STEALERS OF EACH CLUB.

The following record shows the leader of each club in percentage of stolen bases, the names being given in the order of percentage figures:

Players.	Clubs.	Games.	Total Stolen Bases.	Per cent. of Stolen Bases.
Hamilton.....	Philadelphia.....	131	99	.756
McGraw.....	Baltimore.....	123	77	.636
Lange.....	Chicago.....	112	71	.626
Brown.....	Louisville.....	130	74	.569
Latham.....	Cincinnati.....	130	62	.477
Doyle.....	New York.....	105	48	.457
Griffin.....	Brooklyn.....	106	48	.453
Stenzel.....	Pittsburgh.....	131	60	.450
Duffy.....	Boston.....	124	49	.395
Ewing.....	Cleveland.....	53	19	.385
F. Ward.....	Washington.....	89	36	.306
Dowd.....	St. Louis.....	123	34	.276

The record of the base runners of the twelve League clubs who have a record of 10 stolen bases and less than 20 each for 1894 is as follows:

PLAYERS.	CLUBS.	Stolen Bases.		PLAYERS.	CLUBS.	Stolen Bases.	
		Games.	Stolen Bases.			Games.	Stolen Bases.
1. Ewing....	Cleveland.....	53	19	18. Smith....	Louisville.....	39	13
2. Shiebeck..	Pittsburgh.....	75	19	19. O'Connor..	Cleveland.....	80	13
3. Tucker....	Boston.....	122	19	20. Robinson..	Baltimore.....	106	13
4. Nash.....	Boston.....	132	19	21. Hartman..	Pittsburgh.....	49	12
5. Shock....	Brooklyn.....	63	18	22. Frank....	St. Louis.....	80	12
6. Reitz... ..	Baltimore....	109	18	23. Turner....	Philadelphia..	77	12
7. Shindle...	Brooklyn....	117	18	24. Ryan ...	Chicago.....	108	12
8. McAleer...	Cleveland.....	64	17	25. G. Smith..	Cincinnati....	128	12
9. Lyons.....	Pittsburgh....	72	17	26. Bonner...	Baltimore.....	27	11
10. Anson....	Chicago.....	83	17	27. McGuire...	Washington...	102	11
11. Pietz.....	St. Louis.....	100	17	28. Richards'n	Louisville.....	116	11
12. Foutz	Brooklyn....	73	16	29. Mercer...	Washington...	43	10
13. Zimmer...	Cleveland....	88	15	30. Denny....	Louisville.....	60	10
14. Sullivan..	Philadelphia..	93	15	31. Lutenberg.	Louisville.....	70	10
15. Canavan..	Cincinnati....	100	15	32. O'Rourke.	St. Louis.....	80	10
16. Hassamer.	Washington...	116	15	33. Farrell...	New York.....	112	10
17. Grimm....	Louisville.....	107	14				

Those who did not steal a single base were pitchers Esper, Dwyer, J. Clarkson, Ehret, Staley, Whitrock, McGill, Wadsworth and catcher Buckley.

THE FIELDING OF 1894.

Season after season finds the fielding in base ball better attended to than any other department of the game; and it is fortunate for the business end of professional ball playing that it is so, as skilful fielding is decidedly the most attractive feature of our national game. Next to fielding comes base running, and lastly batting. The reason that so much more skill is shown in the fielding department than in that of batting, is due to the fact that more attention is giving to fielding than to batting. Regular training in team-work batting is practically unknown in the professional arena; while practice in fielding is given every attention. No game is played now-a-days without an hour being devoted to preliminary practice in fielding, while efficient batting is unknown except in the college arena, the professionals ignoring team-work batting practice in nearly every club. Hence the superiority fielding has attained over the batting. Go on any amateur field and watch a game in progress, and you can readily see the inferiority in fielding exhibited in comparison with that shown on the professional fields. It is not so in the batting, however.

The reason is that amateurs have not the time to devote to the practice required to excel in fielding; but they can bat out three-baggers and home-runs as easily as the record batsmen do in the professional fields; it is different, however, in the case of doing team-work at the bat, owing to their not having time for the necessary practice.

Some splendid fielding was done in 1894, but as a whole it was not superior to that of 1893, or even to that of 1892. One reason for this was the introduction of the catcher's "big mitt" in the infield work—something that should not have been allowed. It was due to this fact that the batting scores were not larger the past season than they were in 1893, the big mitt on the hands of infielders enabling them to stop hard hit "bounders" and "daisy cutters" which, but for the use of the mitts, would have been clean earned base hits. This gave the infielders an opportunity to materially lessen the base hit record. By a mistaken calculation, the pitchers were charged with doing less effective work, single figure games being in a majority last season.

In contrast to the attractions of fine fielding, the average batting of the period is decidedly behindhand. What sight on a ball field is prettier to the good judge of the fine points of the game, than to see a hard hit "bounder" well stopped and accurately thrown from back of third base over to first base in time to cut off a rapid runner? or to see a splendidly judged fly ball held after a long run; or a hot "liner" caught on the jump by an infielder; or a beautiful triple play made from the infield; or a good double play from a neat catch, followed by a fine, long throw-in from the outfield? All these attractive features of sharp fielding all can enjoy and appreciate. But in the batting department too little team-work at the bat—that is, skilful scientific handling of the bat in the form of *place* hitting, to forward runners—is done to gratify good judges, the mere novices regarding over-the-fence hits for a home run as the very acme of "splendid batting," though they are invariably chance hits, and only made off poor pitching as a rule. Then, too, how the "groundlings," as Hamlet called them, enjoy "fungo" hitting, that is high balls hit in the air flying to the outfield, this style of hitting giving fifty chances for catches to every single home run. Time and again will one hear a "bleacher" remark, "I don't care if the ball was caught, it was a good hit," as if any hit could be a good one which gave an easy chance for a catch. When a "fungo" hitter takes his bat in hand all he thinks of is to "line 'em out, Tommy," in response to the calls from the "bleaching boards;" and when the ball goes up in the air to outfield a shout bursts forth from the crowd, only to be suddenly stopped as the ball is easily caught at deep outfield by an outfielder placed there purposely

for the catch by the pitcher's skilful pitching for catches. Contrast this method of batting to that of place hitting which yields a safe tap to short outfield, ensuring an earned base; or the skilful "bunt" hit made at a time when the fielders are expecting a "line-'em-out" hit; or a sacrifice hit, following a good effort for a base hit to right field, which should mark all attempts to forward runners, especially when on third base. Of course there are skilful outfield hits made in team-work, but they are confined to hot, low liners, giving no chance for a catch, or hard hit "daisy cutters," which yield two or three bases; but every ball hit in the air to outfield shows weak batting, and this style of hitting it is which gives so many chances for catches in a game. It will be readily seen how inferior the "bleaching-board" style of batting is to team-work at the bat, and how much more attractive fielding is in contrast to the popular "fungo" hitting method, of which there was altogether too much in the League ranks last season to make the batting compare with the fielding, as an attractive feature of the game.

Single Figure Games.

There is a great difference between first-class single figure games, marked by batting against skilful, strategic pitching, backed up by splendid in and outfield support, and the class of contests known as "pitchers' games." The former are contests in which runners reaching second and even third base by good hits are cut off from scoring runs by superior pitching and fielding, and this class of games comprises the model contests of each season. On the other hand, the "pitchers' games," which yield single figure scores, are tedious and wearisome to the best judges of the game, from the fact that the brunt of the work falls on the "battery" team and one or two infielders, all the attractions of base running and of sharp fielding being sacrificed at the cost of seeing batsman after batsman retired on called strikes, arising from the intimidating speed of the pitching, this requiring the batsman to devote his whole energies to defending himself from the severe and often fatal injuries following his being hit by the pitched ball. Fortunately, the change in the distance between the pitcher and batsman has decreased the opportunity for this class of unattractive games. But it will not do to go over to the other side and by too much weakening of the box work give the "line-'em-out" class of "fungo" hitters a chance to revel in over-the-fence hits, and give the batsman undue preponderance in the effort to equalize the powers of the attack and defense in the game. Single figure games should outnumber double figure contests to make the game attractive for the scientific play exhibited, but not in the line of being the result of "cyclone" pitching.

The Umpiring of 1894.

The umpiring of 1894, despite of the new rules adopted early in the year governing the position, was no improvement over that of 1893; in fact, in several instances it was worse. The explicitly worded rule, prohibiting umpires from allowing any player, except the captain, to dispute a single decision of the umpire, was allowed to be openly violated by nearly every umpire on the staff. Then, too, as a rule, they, the majority, lacked the nerve and the courage of their convictions too much to keep in check the blackguardism displayed by a small minority of the players of the League teams of 1894; some of the umpires also displayed a degree of temper at times which sadly marred their judgment. That they all endeavored to do their duty impartially, goes without saying, but no umpire is fit for his position who cannot *thoroughly control his temper*. There was one instance shown of the folly of condoning the offence of drinking, which should not have been allowed; a drunken umpire is worse than a drunken player, for no one will respect his decisions. None such should be allowed on the League staff under any circumstances; moreover, no umpire connected with the low-lived prize-fighting business should be allowed on the League staff, no matter what his ability may be in other respects. When it becomes a necessity to have to engage pugilists as umpires to control hoodlum players, then will professional ball playing cease to be worthy of public patronage.

One great drawback to the successful umpiring which was expected to follow the revision of the rules made in March, 1894, was the countenancing of the abuse of umpires by the magnates of the clubs themselves. When presidents and directors of clubs fail to rebuke the faults of their club managers in allowing incompetent or hot-headed captains to set their players bad examples in this respect, they have no right to find fault with the poor umpiring which follows.

In the recent past, the rule on the League ball fields—and minor leagues copy all that the major league does—has been that, from the time the umpire takes up his position behind the bat, from the beginning to the end of a game, he finds both the contesting teams regarding him as a common enemy, the losing side invariably blaming him as the primary cause of their losing the game.

Then, too, in addition to the contesting teams as his foes, there are the majority of the crowd of spectators to be added to the list, the rougher element of the assemblage, the latter of whom regard the umpire as an especial target for abuse in every instance in which the home team is defeated. Last on the list of the umpire's opponents are the betting class of re-

porters, who take delight in pitching into him whenever his decisions—no matter how impartially he acts—go against their pet club or the one they bet on.

It is a fact not to be disputed, that those of the crowd of spectators at a ball game, who are so ready to condemn umpires for alleged partiality in their work, or for a supposed lack of judgment in rendering their decisions, never give a moment's thought to the difficulties of the position he occupies, or to the arduous nature of the work he is called upon to perform. There he stands, close behind the catcher and batsman, where he is required to judge whether the swiftly-thrown ball from the pitcher, with its erratic "curves" and "shoots," darts in over the home base, or within the legal range of the bat. The startling fact is never considered that several umpires have been killed outright while occupying this dangerous position. Neither does any one reflect for a moment that the umpire occupies this perilous position while regarded as a common enemy by both of the contesting teams, and as a legitimate object for insulting abuse from the partisan portion of the crowd of spectators. In fact, the umpire stands there as the one defenseless man against thousands of pitiless foes. The wonder is that half the umpires in the arena are unsuccessful in the discharge of their arduous duties as they are, and the still greater wonder is that any self-respecting man can be induced to occupy a position which is becoming year after year more objectionable. There can be no successful umpiring accomplished in the position, no matter how perfect the code of rules governing the umpiring may apparently be, as long as that nuisance of the ball field, the professional "kicker," is allowed to have his way. In view of the express rules which are in the code, prohibiting the disputing of a single decision made by the umpire, it is astonishing that the umpires themselves, not to mention club managers and field captains, are so derelict in their duty in not enforcing the letter of the law of the code in this respect.

Let the magnates remember, when they say to each other this year—as they did at the close of the season of 1894—that "this hoodlumism in professional ball playing must be stopped," that *it is themselves who are to blame* for the blackguardism exhibited in the League arena in 1894. It is the failure of presidents and directors of League clubs to do their duty which is the real cause of such umpiring as we had in 1894. Club managers of teams, as a rule, do what they know the club presidents or directors quietly approve of or countenance, hence the latitude given to the hoodlum tactics of the rough element in each team. Don't blame umpires from meekly following the example club presidents and directors afford their team managers and captains.

Editorial Comments

ON THE OCCURRENCES, EVENTS AND NOTEWORTHY INCIDENTS OF 1894 IN
THE BASE BALL ARENA.

Here is a list of the rules governing the movements of the pitcher, in delivering the ball to the bat, which we saw violated repeatedly during 1894, without any protests from any of the umpires who acted in the games we reported. First—

Not a pitcher had his foot in contact with the rubber plate last season, all of them invariably placing their back foot a few inches in front of the plate. Not one pitcher in ten, after feigning to throw to a base, resumed his position, as required by the rule, after making the feint. Not one in ten held the ball "firmly in front of his body," as the rule requires. Not one in ten faced the batsman, as required by Rule 30. As for the balk rule it was as openly violated last season almost as it was in 1893. Time and again was Section 29, Rule 32, violated as was Section 3 all the time, as not one had his foot in position as the rule requires, and yet not an umpire fined a single pitcher for the violation of the rules in question, that we saw.

What the pitching rules should be made to foster is, first—*thorough command of the ball*, with the consequent accuracy of aim in delivery; secondly—the substitution of *skilful strategy* in delivery in the place of mere intimidating speed; thirdly—the avoidance of the wear and tear of an extremely swift delivery of the ball; fourthly—the prevention of obstacles to successful base running, in the way of allowing too many balk movements in preventing stolen bases. These desirable objects were almost impossible of attainment under the badly-worded rules in existence in 1894.

In regard to the wearing of the catcher's "big mitt" by infielders in 1894, it is worthy of note that that first-class utility man of the Philadelphia team, "Lave" Cross, while wearing a catcher's mitt as third baseman—a large one at that, too—used it to such advantage that it was next to impossible for a ball hit to his position to get by him. At times it was simply laughable to see him stop ground hits. To wear such gloves is making a travesty of skilful infield work in stopping hard hit, bounding or ground balls. But with the speedy batting of the hard ball now in use, the stopping of hard hit balls in the infield becomes dangerous to the fingers without the aid of small gloves. But no such glove as the catcher's mitt should be allowed to be used save by the catchers or first basemen. In this position the "mitt" in question is a necessity in view of the great speed of the pitcher's delivery and the extremely wild, swift throwing from the field positions to first base. It should be borne in mind that in the days when gloves were not worn, when the pitching was far less swift than now, even then broken and split fingers marked nearly every contest, and behind the bat four catchers were needed where one or two will now suffice.

A Washington scribe, in commenting on Manager Schmelz's work in 1894, said: "Schmelz is a base ball man from the crown of his head to the soles of his feet, and we have been taught to believe here that when he says he will do a thing he comes pretty near fulfilling his prediction. If the team gets a fairly good start at the beginning of this season he is just as like as not to let several teams chase him under the wire in September next. A lack of team-work and a most deplorable weakness at short, second and third throughout the past season lost the team many a game."

To this latter list may be added, incompetent captaining of the team by the noted kicker, Joyce.

The Boston correspondent of the St. Louis Sporting News, in one of his letters of last winter, sent the following interesting account of an interview had between Manager Selee, of the Bostons, and a business man he met on a train last October. The B. M. asked the manager "whether ball-players, as a class, were a disreputable set of men, who made a practice of spending their money foolishly, and of saying and doing things on the ball field that were decidedly objectionable; also if, in consequence, the interest in the

game had not to a very large degree been on the wane for a number of years past? He said he had read in the papers of a number of acts that had led him to believe that such was the case, and that, while formerly he had been an attendant at the games, that latterly he had lost his desire in that respect, though he still had an interest in all that is published about the game and the ball-players." Mr. Selee at once attempted to show the gentleman where his opinion was at fault, and an interesting conversation was carried on until the train reached Boston, the gentleman severely criticising the players and the Boston manager defending them.

The correspondent, in commenting on this, wrote as follows: "This incident opens anew a topic that has created considerable discussion for several years, and which was brought most forcibly to the public eye by a number of cases that occurred during the season of 1894, namely: Has the rough, rowdy, disreputable, hoodlum element increased or decreased in the professional arena in the past five or ten years?" Further on he adds: "Any intelligent, unprejudiced student of the game cannot but reach the conclusion that in recent years the excessive drinkers, the foul-mouthed talkers, in short, the worst element in the professional ranks, has been gradually weeded out, until the evil has been reduced to almost a minimum, while the intelligence, manliness and exemplary habits of the players have increased correspondingly; where, even five years ago, a ball team could be found where a majority of its players were of the drinking, gambling, disreputable class, to-day can be seen the results of a great and gratifying reform in the personnel of the teams, brought about largely by the efforts of the management, who have had their eyes opened to the trend of public opinion, and have gradually gotten rid of this unpopular element, and secured in their places players of a far different plane of morals." Judging from reports of contests in the League arena in 1894, the reformation above referred to has been far too slow in its progress for the good of the game. Witness the novelty in League annals of men fighting each other or striking umpires on the field, the use of vile language in abuse of umpires, and the many instances of "dirty" ball playing recorded against the majority of the League club teams of the past season. "The time was," says the same writer, "when a ball player's skill was the primary recommendation for an engagement, his moral qualifications being of a secondary consideration. To-day, however, while playing skill is, of course, one of the leading qualities that an applicant for honors on the diamond field must possess, it does not fill the whole bill by any means. His habits, his influence among his fellow players, his general reputation with the public, are also taken into consideration more than before, and if he can pass muster in all these respects he is eligible for engagement in all well managed teams."

In commenting on the existing situation of the professional branch of our grand national game, Mr. Wm. H. Bell, the Kansas correspondent of the St. Louis Sporting News, says: "The growth and development of our national game has been wonderful. Its success has been unparalleled in the world's history of athletic sports, and stands to-day a living monument to the courage, energy and perseverance of the American people. When we pause a moment in our contemplation of the brilliant future of our game and turn a glance back over the past, and try to realize that less than one generation has lived since the birth of base ball, and our fathers guided its first feeble steps, even we Americans, familiar with progress unequaled in the history of the world, are forced to marvel at the rapid growth of this athletic sport." Further on, on the same topic, Mr. Bell says very truly: "While base ball has advanced with great strides, its growth has been normal and healthy. Its success is not the result of a boom, giving it a fictitious value, its prosperity is not as an inflated balloon that will collapse when torn by the knife of adversity. It is but a creation of man, and while its life has been one of unequaled prosperity it has suffered, as do all things of this earth. One factor has ever been potent in its success and that is honesty. The honesty of the game has always been its motto, and though often assailed has still remained intact. This, alone, has gained for base

ball a foothold in the hearts of the American people that nothing can dislodge. Americans are known the world over as lovers of fair and honest sport, and to base ball they have given their unswerving allegiance." Here is a merited compliment to the National League from the same able pen: "Our national game was never so firmly established in the hearts of the people as at the present time. It is safe in the hands of true and tried men, who are devoting their lives to its success. It is dominated and controlled by that grand old organization, the National League, which for twenty years has been the great exponent of the game, and has done more to advance the game than any other factor. The League has, during its life, stood on one platform, "honesty and purity in base ball," and has always retained the confidence and respect of the people. It has elevated the game until to-day base ball stands on a firm foundation of popular approval unequalled by any other athletic sport. While the game has advanced with marvelous rapidity it has experienced short periods of depression and stagnation during its career of thirty years. It has had enemies who have sought to pervert it for their own uses. It has been all but torn asunder by civil war. But each time it has bravely met the issue and in the end triumphed. It is just now recovering from the effects of a civil war which all but destroyed it. The rapidity with which it has recovered has been wonderful and is to me a greater proof of prosperity and success than any success that could come to it while enjoying a long period of peace." We regret not having space to quote more at length from Mr. Bell's very able article published in the *Sporting News* of January 12th last.

The following paragraph, published in the *New York Clipper* of February 5, 1895, tells a quiet little story well worthy of record in the *GUIDE*: "A. G. Spalding, of the Chicago club, was asked how so much stock of the New York club came to be owned by outside parties, and he said: 'Well, I will tell you. During the troublous Brotherhood times of 1890, along in July, I think, I was suddenly summoned to New York. I went direct to Mr. Abell's house, by request, entirely oblivious of the object of the sudden call, and there met Soden of Boston, Reach of Philadelphia, Byrne of Brooklyn, Brush of Indianapolis, and one or two others. There we received the pleasant information from John B. Day that the New York club was financially at the end of its rope, and must have immediate assistance. Imagine our surprise when we were told that the club must have \$80,000 at once to carry it through the season, or the New York club must give up its end of the fight. When we had collected our senses sufficiently to speak, it was the general opinion that if the New York club failed at that stage of the game, the fight with the Brotherhood was lost, and the future of the old National League was, to say the least, uncertain; so it was finally decided that we must save the New York club at all hazards, and before we separated that night I agreed to provide \$20,000, Soden and Brush came forward with similar amounts, and the balance was taken by Reach, Abell and one or two others, as I remember. It was pretty costly, but that prompt act saved the National League, and, by saving it, the future of professional base ball in this country was, in my opinion, also saved. This will explain how I first became interested in the New York club, and, as a result, find myself criticised for ever being permitted to hold any of the stock. Of this \$20,000 stock allotted to Chicago, Anson took and paid cash for \$5,000, another Chicago gentleman took \$5,000, my brother Walter \$5,000 and myself \$5,000. Afterward I sold or practically gave my stock to my brother, and I think he picked up some more while he was a director of the club. That Brotherhood fight was a great fight, and one that will probably never be duplicated. The real inside history of that struggle, and its final settlement, was never written, but if it ever is, it will prove quite interesting, as well as quite a surprise to the base ball men of that day. But why talk in this strain any longer. You know I am out of active base ball, and these reminiscences simply emphasize the fact that I ought to be out of it, for I am getting too old.'"

What a commentary on the selfish greed of the overpaid star players of the "out-for-the-stuff" class of the professional fraternity Mr. Spalding's

account of one costly result of the players' revolt of 1890 above story presents. It also tells the true story of how the above-named magnates of the Boston, Chicago, Philadelphia, Brooklyn and Indianapolis clubs of 1890 came to be financially interested in the New York club, not for profit, but to save the disruption of the League.

The veteran Comiskey thus explains the difference in one special respect, between a seasoned player and a *colt*—and he is one who ought to know, you know. He said, in an interview: "No one appreciates the superiority of hustling, aggressive youngsters over the old standbys of the diamond more than I do. A seasoned player, as a rule, develops into a mechanical player who is always watching his averages and keeping tab on himself. While he may be too loyal to shirk, he will not take a chance which he is not compelled to. Especially is this true in running bases. How many of these old players will slide or go into a bag when they are blocked off? Very few. On the other hand, a young player appreciates that he has to make a reputation, while the old player, who has one to protect, is in the business for a livelihood and nothing else. Popular applause has lost its favor for him, and, while it is not unwelcome, it does not stimulate him to renewed exertions as it did when he began his career. It is entirely different with the man who is trying to establish himself in the major league. An ambitious young player thinks that the game depends upon him, and is dead sure that every crank agrees with him. Give him a good send-off in the papers, or let his manager commend him for a creditable piece of work, and he will break his neck in his efforts to deserve another installment to-morrow. The public demands snappy ball, and the young players are the only ones who can serve up that article."

In his remarks, Comiskey furthermore said: "The good effect of a manager's or captain's praise of a 'colt' is surprising. Both of these officials of the League clubs, almost without exception, are apt to be silent as the grave when a player makes a good point or a fine stop or catch; but the moment he fails to make an almost impossible play then comes the ill-natured snarl or the ratty growl. Harry Wright stands out alone as the only manager or captain to encourage a player with praise."

A Philadelphia scribe, in commenting on the rowdy ball playing of 1894 in the League ranks, says: "We could fill pages with evidence of the rowdyism indulged in by the majority of the League teams during the season of 1894, and that, too, if we were only to confine ourselves to the local reports of the season at Cleveland, Pittsburgh, Philadelphia, Baltimore, and half a dozen other cities." As the Cleveland Leader had it, in commenting upon one of the Baltimore-Cleveland games:

"I say it with reluctance—for I have always admired Ned Hanlon's pluck—that the national game never received so severe a set-back as it did during the last Baltimore series here. The effort to spike players, the constant flow of profanity and vulgarity, the incessant and idiotic abuse of an umpire, all combined to make the Baltimore club—that local people have been led to believe was made of a crowd of earnest, honest players—thoroughly despised and detested. In ten years' experience in scoring games in Cleveland I have never heard such a torrent of vulgarity, profanity and brutal, senseless abuse heaped upon an umpire as Lynch stood from the Baltimore players upon the field here."

Similar charges against visiting teams were made by the Pittsburgh people against the Cleveland team; by the Philadelphia scribes against the Bostons, etc. In fact, proof, and plenty of it, was easily attainable from the reports from every League city during 1894, to a more or less extent.

The question apropos to this comment is, "What are you going to do about it" in 1895, Messrs. Magnates?

John Rowe, the veteran player, who was one of the "Big Four," transferred from the Buffalo club to the Detroit club, in the fall of 1885, is a firm believer in Southern trips during the preliminary season, to get the players in condition for a championship season. In speaking on that subject, he said:

"The year the Detroiters won the National League pennant we went South, and before the regular season opened that team had played over 40 games. In consequence we were in the acme of condition, and some of the teams nearly lost their breath when they tackled us for the first time. The men could hit like fiends, and field fast and perfect. There were no cases of 'charley horse' in our team, and as for 'glass arms,' they were not included in our outfit. It is a great thing, I tell you, and the managers who take their men into a warm climate are doing a sensible act. According to my idea the plan is to first practice until the players become limbered up, say for a week or so, before attempting to play a game. Then get in as many games as possible, without overdoing it, until the regular schedule begins. In the exhibition games the experiments can be tried out, and the men will gradually learn to play together, which means much to a club. Of course, there is more or less luck in base ball, but at the same time luck can't win alone all the time. Team-work and an agreeable manager count a long way toward winning a pennant." We would add to the last line, that the absence of drinking and hoodlumism in the ranks is equally a necessity.

In the arena of minor leagues, in professional base ball, outside of the sectional leagues, like those of the Western, Eastern, Southern, New England and other like leagues, there is no class of minor leagues which is so much fostered as individual State leagues. Trio or duo State leagues should be avoided except in very exceptional cases. In the organization of the various minor leagues in existence, one special point has been too much neglected, and that is the importance of making the league's pennant race specially attractive by the attractive character of the honors to be won. Sectional leagues, made up of well-arranged circuits, present as good attractions in their championship honors at stake as that of the great major league, and next to these come the pennant races of State leagues. But what special object, in this respect, is there to strike for in the championships of trio or duo State leagues? None whatever. They are mere gate-money organizations, lacking all of the attractive features of sectional and State league pennant races. State leagues also possess the advantage of not interfering with the interests of the sectional leagues which include State clubs. Take any State in which professional base ball flourishes, and in the State there will be found two classes of professional clubs, viz., the one strong class, which exist in the larger cities of the State, and the weaker class which represents the smaller towns. The sectional leagues, of course, seek to attach the former to their circuits, leaving the latter eligible for State league circuits.

For many years past columns of space in papers making base ball a specialty have been occupied with long arrays of figures giving the averages of the players in the batting and fielding departments of the game. To such an extent has this feature of the annual statistics of the game been carried that the records based upon these averages have come to be regarded by the players as the primary object in view during each season's work in the field. As a result of this system those club directors and managers who have never fully examined into the merits of the subject, and who are not, therefore, aware of the fact that, as criterions of the most skilful play in each department, these averages are comparatively useless, have been led into the costly error of making their selections for their teams each season upon the basis of the figures of the players' averages, and hence the customary announcement made at the beginning of each season that "our team has the best batting average of the season." It is about time that the fallacy of this average business should be shown up in its true light and that the existing system of making out averages should be so changed as to make it some sort of a test of a player's skill in his home position, which it certainly is not now. The worst of this average business as it prevails now is that it is a powerful incentive for every player to make "playing for a record" his principal object in his season's work, and that all-important duty, "playing for the side," a matter of secondary consideration.

The cranks' title of "Giants," given years ago to the New York club's

team, has become a misnomer. The team most entitled to it in 1894 was that of the Chicago club, no other club team making such a show of heavy-weight players last season as did Anson's real "Giants," as will be seen by the appended record. Look at the figures of their biggest men:

	Height.		Weight. lbs.
	Feet	Inches	
Schriver, catcher.....	5	10	185
Camp, pitcher.....	6		160
Anson, first base.....	6	1	202
L. Camp, second base.....	6		165
Parrott, third base.....	5	11	160
Clator, short stop.....	6	1	180
Decker, left field.....	6	1	180
Lange, centre field.....	6	1	180
Dungan, right field.....	5	11	180
Average.....	6		173

How does Murphy, Fuller, Burke, Ward *et al* stand in weight and size compared to the above "Giants"?

Here is something worthy of note by club managers who begin to get their teams together each spring, which we clipped from the St. Louis Sporting News of last December. The editor of the News said: "The player that is on the upward path is the man for success. He is playing for something far more than the salary he gets. He is looking forward to a place in the foremost ranks of the nation's ball players. Consequently he proves to be a hard worker at all times. He tries to land his club in the top notch, and his record, for the part he took, stands out as a recommendation to all the world. On the other hand, the older player, who has made his record and is going down again, has lost all his ambition. He can put no life into the club, his ginger has been expended in the days gone by, and the people look upon him as a back number. He sticks to the profession generally for a livelihood. He wants to play so as to hold his place, but he has lost the powers that he once had, and cannot do what he would like to accomplish. The old-timers had better get a hump on themselves this year, else will the youngsters drive them out of the business."

The well-known base ball writer, Mr. Pringle, was right when he said: "It is useless to get new rules until existing ones have been rigidly enforced and tested." It is an undeniable fact that the umpires of 1894, almost without exception, failed to properly enforce the rules governing the umpire's duties. In this regard Mr. Pringle said: "The rules relating to the duties of umpires are all right. They have power to stop all rowdy conduct on the field, but the trouble has been the lack of nerve on the part of umpires to enforce the rules." This, and the fact that the presidents and directors of clubs who governed the managers and captains of teams, were largely to blame in the matter for not backing up the umpires as they should have done. The latter have arduous duties enough to discharge as it is without their finding obstacles in their way in the partisan actions of club officials who control club managers and captains. When this class supports the umpires against the club teams it will be time enough to lay the whole onus of hoodlumism in the ranks on the umpires—not until then.

A Philadelphia scribe hits the nail on the head when, in commenting on the existing abuses of kicking and dirty ball playing in the League arena, he says: "If the club owners would take the initiative in enforcing decorum upon their players, upon pain of fine or suspension, instead of shifting the burden and onus upon the umpire, the problem of order at ball games would be solved at once. But the majority of magnates and managers, while openly, hypocritically, deploring dity ball playing, secretly wink at it and rather enjoy it, especially if their particular club secures advantages from it. The players all know this, and so do the umpires; hence the former presume

upon it, while the latter weaken in their intent and desire to strictly enforce the rules. When the duty of preserving order on the field and decorum among the players is devolved upon the clubs, who represent direct authority, power and responsibility, instead of irresponsible umpires, then, and not till then, will the evils complained of cease, or at least, be mitigated."

Al Wright, the base ball editor of the New York Clipper, in its issue of February 15, 1895, had this noteworthy paragraph in its columns: "Frank C. Bancroft, the business manager of the Cincinnati club, in speaking about the equalization of the players of the major league teams, said: 'I am not a firm believer in the prevalent practice of selling the best men in a weak or tail-end team to one of the leading clubs, and register a vigorous kick against it. My plan is that the National League shall pass a rule forbidding the sale of a player from a club in the second division, to a club in the first division. I think this would, in a measure, prevent some of the hustling to dispose of a clever man for the sake of the cash that is in the trade. There is certainly some good arguments in the idea, and not one against it. The clubs of the second division have been too willing to dispose of their best men for a decent cash consideration, and the damage that has been done to the game is incalculable.'"

A young Brooklyn writer, in commenting on the threatened war on the reserve rule which Messrs. Richter, Pfeffer, Buckenberger and Bernie were active in promoting, said: "Since the National League and American Association amalgamated at Indianapolis in 1892 the League has not been a glorious success." The reply to this is a statement of fact which contradicts the above assertion very flatly. The reorganized National League started its new career in the spring of 1892 with an indebtedness, resulting from the base ball war of 1891, of over \$150,000. At the close of the season of 1892 it had partially redeemed its heavy indebtedness, and by the close of the season of 1893 it had paid the debt off in full, and it closed the season of 1894 with a majority of its clubs having a surplus in their treasuries, and that, too, despite the hardest kind of times of financial depression. If this is not a glorious success, pray what is?

A Pittsburgh scribe, in commenting on the dead failure of the scheme to organize a new American Association, one object of which was to levy war upon the now permanently established rule of the National Agreement clubs, very pointedly said last winter that "such a scheme would be folly of the maddest kind. There is not a good reason, theoretical or practical, sentimental or otherwise, in support of it. The success of base ball, to a very great extent, depends on public sentiment, and we have seen what a base ball war did to that sentiment four years ago. There is one solid basis for all base ball organizations, and that is the reserve rule. The proposed organization ignores this fundamental and necessary principle, and consequently can only be compared to that foolish man who built a house on sand."

During the decade of the eighties the League's code of rules had this special clause in it:

"Any player who shall be in any way interested in any bet or wager on the game in which he takes part, either as a player, umpire, or scorer, shall be suspended from legal service as a member of any professional Association club for the season during which he shall have violated this rule."

The question is, Why was this important and much-needed rule taken from the code?

No player can play ball as he should do who is personally interested in any bet on the contest he is engaged in; that is a fact too true to be contradicted. Independent of this fact, too, experience has plainly shown that the step of betting on a game he plays in is but a short one from accepting bribes to lose a game. The rule should long ago have been replaced in the code.

The Cleveland Leader says: "The patrons of the game have begun to realize the true inwardness of scientific batting, as shown in the securing of

single bases by well-timed place hits, safe taps of swiftly-pitched balls to short outfield, and skilful efforts in sacrifice hitting and bunting, every such hit forwarding a run or sending a run in. Of course, to occupants of the bleaching boards, as a rule, the great attraction is the long hit for a home run, which is made at the cost of a 120-yards sprint, and at the loss of all chances for skilful fielding. But to the best judges of scientific batting the safe tap of the swiftly pitched ball, the well-judged bunt or the effort to make a safe hit to right field, which, if it fails, at least yields a sacrifice hit, is far more attractive than the old rut of slugging for home runs and making fungo hits to the outfielders."

There is something to fight for in the winning of a State league's championship honors, while there is little or nothing at stake in a trio or duo State league. Suppose each State had a four or six club circuit, and at the close of its season, each August or September, what a paying series of October games could be arranged in the Southern section of the country in October for a grand championship series for the prize of leading all the State leagues of the country for the honors of the champion pennant of State league organizations? By all means let State leagues be organized, until every State in the Union—North, South, East and West—has its representative State league.

The fickle nature of base ball "rooters" was conspicuously shown at the Polo Grounds in 1894. At the end of the June campaign, when the New York "Giants" stood sixth in the race, Ward's stock among the local "cranks" and "rooters," stood below par; at the close of the July campaign, however, that same stock was at a premium; and yet it was the same John M. Ward at the head of the "Giants." In May there were "none so poor to do him reverence." In August, John was carried off the field a hero. Of such are the "cranks" and "rooters."

A Toronto paper says: "Spalding Brothers will present to the champion club of all regularly organized base ball leagues, junior or senior, in Canada, a valuable flag, 11 x 28, pennant shaped, made of serviceable white bunting, red lettered, and valued at \$20. The flags will be forwarded, duty free, immediately after the season closes. Each league must consist of four or more clubs, and each club must play not less than 12 championship games." This is a good plan to encourage the game on foreign soil. It has worked well in England and Australia, too.

Among the magnates of the League who could be seen at nearly all of the home games of the twelve clubs during the past season were the Boston triumvirate, Messrs. Soden, Conant and Billings; the irrepressible Charley Byrne, of Brooklyn; the handsome Vonderhorst, of Baltimore; the smiling Eddie Talcott, of New York; the noted "Philadelphia lawyer" Rogers, of Philadelphia; the "Boss Manager" Von der Ahe, of St. Louis; the energetic Kerr, of Pittsburgh, and Al Spalding's successor, President Hart, of Chicago.

The Louisville team was a strong one as regards its individual players. But it lacked harmony in its ranks and suffered from cliques. With two ex-captains in its team, besides the one who ran it, but little else could be expected. Ambitious ex-captains are obstacles in the way of successful management of a team. One regular captain should be the rule, with an acknowledged lieutenant—a pair like Comiskey and Latham, who worked the old St. Louis "Browns" up to being four-time winners of pennant honors.

It is a noteworthy fact that Anson has been manager and captain of the Chicago club's teams since 1877, and from that year to this he has taken his team to the goal of the championship five years of the six the club won the pennant, A. G. Spalding being the manager in 1876, the first year the club won the honors. Fifteen successive years of management in one club beats the League's records in that respect.



Yale Team, '94.



Harvard Team, '94.



University of Pennsylvania Team, '94.



Princeton Team, '94.

The Total Record of 1894.

RECORD OF 1894.	Baltimore.	New York.	Boston.	Philadelphia.	Brooklyn.	Cleveland.	Pittsburgh.	Chicago.	St. Louis.	Cincinnati.	Washington.	Louisville.	Victories.	Per cent. of Victories.
Baltimore.....	6	4	6	8	9	6	9	10	10	11	10	10	89	.695
New York.....	6	6	5	7	9	8	11	7	7	10	12	12	88	.667
Boston.....	8	6	6	6	9	9	8	7	6	8	9	10	83	.629
Philadelphia.....	4	7	6	6	5	5	8	5	5	8	8	8	71	.559
Brooklyn.....	4	5	6	5	6	6	7	8	6	9	9	8	70	.534
Cleveland.....	3	3	3	7	5	5	4	10	9	8	8	8	68	.527
Pittsburgh.....	4	4	4	4	5	8	4	6	6	7	8	9	65	.500
Chicago.....	3	1	5	7	6	2	6	6	6	7	8	8	57	.432
St. Louis.....	2	5	6	7	4	3	6	6	5	6	6	6	56	.424
Cincinnati.....	2	5	4	2	6	3	5	6	7	7	7	7	54	.419
Washington.....	1	2	3	4	3	4	4	5	6	5		8	45	.341
Louisville.....	2	0	2	3	4	3	3	4	6	5	4		36	.277
Defeats.....	39	44	49	56	61	61	65	75	76	75	87	94	782	

The College Club Season of 1894.

Take it for all in all, the college club season of 1894 was the best recorded since the game became the most popular outdoor recreation known in the history of physical education in the leading collegiate institutions of the country. The growth of base ball in favor with the faculties of our great universities, has increased year by year, until it now has no rival as the game of games for college students, and for the boys of our public schools. What is good for the universities as a model field sport, must be suited to the minor colleges, the academies and our public schools; and nothing could be better adapted for recreative exercise and exciting, and yet harmless, sport than our grand national game. It has long ago outlived the public furore for this, that, and the other field sport, which have either had their day or eventually will have; and it now has no rival in the estimation of the faculties alike of the universities or of our collegiate institutions at large. It has no *brutal* features connected with it; it requires no time taken from the hours for study, for exhaustive practice in training; while, in its economy of time, and its wide field for exciting and healthy exercise, it surpasses all field sports in vogue.

What we want in the future from the college club secretaries of all college clubs desirous of having their season's statistics in SPALDING'S BASE BALL GUIDE of each year is as follows:

First, the records of the games played in championship contests in the appended form:

RECORD OF 1894.

Date.	Contesting Clubs.	Where Played.	Pitchers.	Score.
May 7	U. of Penn. vs. Harvard....	Philadelphia	Boswell..Highlands	26-7
" 12	U. of Penn. vs. Yale.....	Philadelphia	Boswell...Trudeau	23-18
" 14	U. of Penn. vs. Brown.....	Providence.	Schoenhut...White	29-5
" 26	U. of Penn. vs. Harvard....	Cambridge..	Boswell..Highlands	11-3
" 30	U. of Penn. vs. Cornell.....	Philadelphia	Boswell.....Cobb	6-0

We have selected some of the University of Pennsylvania victories just to show how strong the new rival of the trio of old champions was in 1894.

Second, the club averages, giving only the name of the batsmen and fielders, with their positions, and the base hit and fielding averages of each. Were it possible, we would prefer to have the batting averages of *runners forwarded by base hits*.

Third, the record of the championship games, showing total victories and defeats in order of percentage of victories, as follows:

RECORD OF 1894.

Date.	Contesting Clubs.	Where Played.	Pitchers.	Score.
May 5	Princeton vs. Harvard.....	Princeton..	Altman..Highlands	12-5
" 21	Yale vs. Princeton.....	New Haven.	Carter....Altman	5-3
" 30	Harvard vs. Princeton.....	Cambridge..	Highlands..Altman	10-4
June 6	Princeton vs. Harvard.....	New Haven.	Altman.....	11-4
" 9	Princeton vs. Yale.....	Princeton..	Bradley....Carter	4-2
" 16	Yale vs. Princeton.....	Brooklyn...	Carter.....Altman	9-4
" 21	Yale vs. Harvard.....	Cambridge..	Carter...Highlands	5-1
" 26	Yale vs. Harvard.....	New Haven.	Carter...Highlands	2-0

SUMMARY.

CLUBS.	Victories.				Per cent. of Victories.
	Yale.	Princeton.	Harvard.	Victories.	
Yale.....	..	2	2	4	.800
Princeton.....	1	..	2	3	.500
Harvard.....	..	1	..	1	.200
Defeats.....	1	3	4	8	

The statistics sent in are those published in the college papers, and have too many needless figures for publication in the GUIDE.

The Minor Leagues of 1894.

The demands of the League club statistics for 1894 were such that we have only space for comparatively brief reports of the Minor League and College club records in the GUIDE for 1895; but they will all be duly published in due time. Some of the Minor League averages of 1894 did not appear until 1895. There was not a Minor League in 1894 that escaped some drawback or other to the success of its season, simply because the magnates of this class of the professional organizations fail to place their respective leagues on a permanent footing. The Western League people, we notice, profiting by their past experience since 1890, took the right course this year, and the best season on record may be looked for in 1895 in consequence.

Minor League Statistics.

The leading Minor Leagues of 1894 included the Western League; the Eastern League; the Western Association; the New England League and the Southern League. The most successful of these organizations was the Western League, and it marked its yearly season of 1894 with the most evenly contested pennant race of the whole season's campaign, as will be seen by the appended table, showing the difference in percentage points between the leader and the tailender of each of the Minor Leagues of 1894.

LEAGUE.	DIFFERENCE IN PERCENTAGE POINTS.
Western League.....	.204
Western Association.....	.240
New England League.....	.313
Eastern League.....	.491

The Western League went through its season of 1894 very successfully, and, moreover, the clubs did well financially, so much so, indeed, as to enable the League to start again in 1895 more successfully than it did in 1894, and with the chances in favor of a more permanent organization in the future than it has had for years past. Here is its record for 1894:

CLUBS.					CLUBS.				
	Won.	Lost.	Played.	Per cent. Victories.		Won.	Lost.	Played.	Per cent. Victories.
Sioux City.....	74	51	125	.592	Grand Rapids.....	62	64	126	.492
Toledo.....	67	55	122	.549	Indianapolis.....	60	64	124	.484
Kansas City.....	68	58	126	.540	Detroit.....	56	69	125	.448
Minneapolis.....	63	62	125	.504	Milwaukee.....	47	74	121	.388

At the close of the season the League disbanded as a simple organization, and this action was followed by a reorganization of the League for a five-year term. Then came the new League, with all the clubs of 1894 in it, except Sioux City, the champion club of 1894; St. Paul finally entering the League, in the place of Sioux City, which completed the circuit for 1895.

The Western Association stood next to the Western League in the even character of its pennant race.

From a financial standpoint the season of the Western Base Ball Association was a success. The teams were so evenly balanced, with two exceptions, that the race from the outset was unusually close. The Western Association was organized last spring with a compact circuit, and the traveling expenses small. This fact added much to its stability. The season opened May 3d and closed September 23d, each club being scheduled to play 18 games with every other club, a total of 126 games. The race was so close during the entire season that a day's games generally affected the standing of the six leading clubs. St. Joseph started like a winner, but fell off at the finish,

when, for the first time during the year, its percentage fell below .500. Five of the clubs—Rock Island, Jacksonville, Peoria, Lincoln and Omaha—never got below the .500 mark—a phenomenal record for a new league.

The Rock Island-Molines sprang into the lead early in September and won out, capturing five of their series of games. The finish between Jacksonville and Peoria was sensational.

Here is the season's record for 1894:

CLUBS.	Rock Isl'd-Moline	Jacksonville.	Peoria.	Lincoln.	Omaha.	St. Joseph.	Des Moines.	Quincy.	Won.	Per cent.
Rock Island-Moline.....	..	8	12	9	7	12	12	12	72	.590
Jacksonville.....	8	..	6	11	10	9	13	10	67	.554
Peoria.....	6	11	..	8	10	9	13	11	68	.553
Lincoln.....	8	7	10	..	9	11	9	13	67	.545
Omaha.....	11	8	8	9	..	10	8	12	66	.528
St. Joseph.....	6	8	9	7	7	..	9	11	57	.463
Des Moines.....	6	5	5	9	10	8	..	9	52	.416
Quincy.....	5	7	5	3	6	7	9	..	42	.350
Lost.....	50	54	55	56	59	66	73	78	491	

The New England League ended its pennant race of 1894 on September 8th, with the champions of 1893 again in the van—the well-managed Fall River team winning the pennant for two consecutive seasons. The team led from the start and were never headed; their percentage figures were .639. Haverhill was second with .564, Portland third with .543, Bangor being fourth with .500; Lewiston, Pawtucket, Worcester and Brockton failing to get average percentage figures; Brockton's tailend percentage being .326 only—a difference between the leader and tailender of 313 points. During the season, Worcester and Brockton dropped out, and the season ended with but six clubs in the race.

The Eastern League ended its rather unsuccessful season of 1894 on September 15th, with the Providence club winner in the pennant race, with a percentage of .696 to Troy's .573, and Erie's .538, Syracuse following with .529, Springfield with .514, and Buffalo with .512; Wilkesbarre, Allentown, Binghamton and Scranton all having less than average percentage figures. Owing to Troy dropping out after playing 75 games, and Scranton taking its place, Syracuse ended second in the race, Buffalo finishing up an official fourth. Scranton only played 39 games, and Allentown—which followed Binghamton—only played 24, Binghamton playing 80. In 1893 the Eastern League went through the season without a break in its ranks, but in 1894 the uneven character of the race—the difference in percentage points being 491 points—led to a costly falling off in patronage, and President Powers had difficulty in keeping as many in the race as he did. Troy disbanded July 26th and Binghamton on August 16th, Scranton and Allentown taking their places. Springfield, which did so well in 1893, was a failure in 1894, as was Wilkesbarre; Buffalo and Erie, too, were disappointments.

The most successful and best-managed of the State leagues of 1894 was that of Virginia. The competing teams were those of Petersburg, Norfolk, Richmond, Newport News, Roanoke and Lynchburg. The contests between the teams of Petersburg and Norfolk were marked by regular hoodlum conduct on the part of the Petersburg local bleaching-board patrons. The difference in percentage points between the leader and tailender was .304,

showing a fairly even race. Petersburg won the pennant, with Norfolk and Richmond close together next in order, the Lynchburgs ornamenting the last ditch. The Petersburg team lead with the percentage figures of .620, Norfolk being second with .594, and Richmond with .582; Newport News, Roanoke and Lynchburg failing to reach average percentage figures.

The Pennsylvania State League's season of 1894, which ended its scheduled series on September 25th, was one of discord and bad management on the part of the majority of the clubs nearly all the way through. Harrisburg won the championship of the first division of the season, and Pottsville that of the second division, these two clubs playing a series to decide the championship of the whole campaign. This series led to disputes and bickerings over the arrangement of dates. Pottsville finally claimed the pennant on the ground of the failure of Harrisburg to play the decisive game of the series, Harrisburg claiming it on account of Pottsville's alleged forfeiture of a game on a rainy day. After considerable discussion the final game was played, and Pottsville won.

The Southern League started in 1894 under circumstances which did not promise success. Its circuit was badly arranged, and the clubs finally became as a house divided against itself. The clubs included New Orleans, Savannah, Charleston, Mobile, Atlanta, Macon, Nashville and Memphis. Difficulties were encountered before half the season was over, and the demoralization which set in broke up the League ultimately. This year an improved condition of things has resulted from the past year's costly experience, and better results are anticipated. There is room for two Southern Leagues, one to embrace the Atlantic coast cities, and the other the interior towns of the States.

The Club Averages.

The following are the records of the leading ten in the Western and Eastern Leagues in 1894, the figures being those of the players who took part in 100 games and over.

WESTERN LEAGUE.

PLAYERS.	CLUBS.	Games.	Batting Average.	Fielding Average.
Wright, fielder.....	Grand Rapids.....	110	.456	.910
Klussman, first base.....	Kansas City.....	105	.420	.981
Hines, fielder.....	Indianapolis.....	107	.408	.897
F. Carroll, second base.....	Grand Rapids.....	109	.392	.897
Burrill, catcher.....	Minneapolis.....	107	.391	.883
Miller, fielder.....	Toledo.....	101	.387	.925
Genins, fielder.....	Sioux City.....	103	.385	.954
Crooks, second base.....	Minneapolis.....	106	.385	.933
Everett, third base.....	Detroit.....	105	.377	.902
E. McFarland, catcher.....	Toledo.....	100	.371	.898

In the Western League, of the players who took part in 90 games and over, Spies led the catchers with a percentage of victories of .928; Connor the first basemen, with .941; Carey the second basemen, with .983; Clingman the third basemen, with .927, and Wheelock the short stops, with .890. In outfielding, of those who took part in 50 games and over, the leaders of each club were George, Genins, Gilks, Nichol, C. Carroll, Visner, Newman and Dalrymple.

The records of the first ten players who took part in 100 games and over in the Western Association in 1894 are appended:

WESTERN ASSOCIATION.

PLAYERS.	CLUBS.	Games.	Batting Average.	Fielding Average.
Katz, left field.....	Rock Island.....	113	.404	.920
Fear, catcher.....	Omaha.....	105	.374	.872
McVey, first base.....	Omaha.....	123	.373	.967
Lawrence, short stop.....	Des Moines, Quincy..	111	.364	.840
Purvis, first base.....	Peoria.....	123	.362	.963
Shaffer, left field.....	Peoria.....	118	.357	.907
Traffley, catcher.....	Des Moines.....	102	.350	.911
Seery, centre field.....	Omaha.....	125	.348	.918
Preston, third base.....	St. Joseph.....	119	.348	.860
Zeis, catcher.....	Rock Island.....	123	.344	.904

EASTERN LEAGUE.

PLAYERS.	CLUBS.	Games.	Batting Average.	Fielding Average.
Shannon, short stop.....	Springfield.....	111	.378	.880
Knight, pitcher.....	Providence.....	113	.361	.921
Lytle, fielder.....	Wilkesbarre.....	103	.361	.863
Griffin, fielder.....	Syracuse.....	112	.357	.936
Bassett, third base.....	Providence.....	113	.353	.904
Monahan, third base.....	Syracuse.....	118	.346	.904
Lyons, fielder.....	Providence.....	112	.348	.962
Collins, fielder.....	Buffalo.....	127	.343	.941
Nadeau, second base.....	Springfield.....	114	.340	.864
Bottenus, fielder.....	Springfield.....	113	.339	.905

We have only included those who played in 100 games and over.

In the Eastern League, Dixon led the catchers, with .969; E. Field the first basemen, with .981; Stricker the second basemen, with .957; Kuehne the third basemen, with .908; Carney the short stops, with .901; Simon, Lyons, Gore, Lally, Collins, Scheffler, Bells and Johnson, each leading in outfielding for his respective club.

NEW ENGLAND LEAGUE.

PLAYERS.	CLUBS.	Games.	Batting Average.	Fielding Average.
Freeman, fielder.....	Haverhill.....	100	.390	.831
Anderson, fielder.....	Haverhill.....	86	.354	.875
Ladd, fielder.....	Fall River.....	99	.327	.915
Bannon, fielder.....	Pawtucket.....	101	.326	.859
Mains, first base.....	Portland.....	86	.326	.962
T. O'Brien, first base.....	Bangor.....	93	.325	.979
Hannivan, short stop.....	Pawtucket.....	91	.323	.877
Slattery, fielder.....	Worcester.....	86	.318	.885
Willis, fielder.....	Pawtucket.....	93	.316	.946
J. Sharrott, fielder.....	Bangor.....	76	.313	.872

Only those who took part in 75 games and over are included.

O'Brien led the first basemen; K. Moore the second basemen; C. Smith the third basemen; Lang the short stops; Brady and Willis the outfielders. Stevens of Fall River, led the pitchers, with a percentage of victories of .727; followed by Fournier of Bangor, McKillop of Haverhill, Dolan of Portland, Lynch of Lewiston, Crane of Worcester, Morse of Pawtucket, and Leeds of Brockton.

The Pitchers' Averages.

The only Pitchers' record sent us from the Minor League clubs worthy of insertion, was the model table prepared by President Murnane of the New England League. It only lacked one column to have made it complete, and that was the record of runners forwarded by base hits.

THE NEW ENGLAND LEAGUE PITCHERS FOR 1894.

NAME.	CLUB.	Games.	Sacrifice Hits.	Struck Out.	Bases on Balls.	Wild Pitches.	Hit by Pitcher.	Per cent.
Stevens	Fall River.....	23	7	63	61	7	3	.727
Klobedanz	Fall River.....	22	4	82	62	5	4	.684
Fournier.....	Pawtucket, Brockt'n	34	16	99	109	5	15	.680
Wheeler.....	Lewiston, Bangor...	29	10	74	70	11	11	.679
McKillop.....	Haverhill.....	21	1	59	62	8	12	.667
Viau.....	Fall Riv., Haverhill.	29	14	51	108	7	15	.630
Meyers.....	Fall River.....	17	9	44	48	2	9	.625
Lucid.....	Haverhill.....	31	0	77	124	7	30	.607
Dolan.....	Portland.....	41	26	85	105	9	24	.571
Lincoln.....	Fall River.....	18	14	37	42	2	13	.555
Braham.....	Brockton, Bangor...	19	6	38	60	3	4	.555
Lynch.....	Lewiston.....	12	9	29	37	6	11	.545
O'Neil.....	Fall River, Bangor..	20	19	56	74	11	23	.550
Daniels.....	Portland.....	29	34	55	61	10	11	.542
Crane.....	Hav'hill, Worcester.	15	3	34	65	2	4	.533
Carey.....	Portland.....	22	28	22	72	5	9	.526
Stafford.....	Lewiston.....	36	24	127	85	7	17	.514
Ferson.....	Lewiston.....	25	22	72	56	9	17	.500
Morse.....	Pawtucket.....	15	2	41	40	2	5	.500
Potter.....	Worcester.....	14	0	36	44	4	11	.500
McBride.....	Bangor.....	17	11	36	57	12	7	.500
Meakin.....	Pawtucket.....	28	1	24	81	7	15	.478
Gray.....	Bangor.....	34	9	89	82	9	19	.469
Lampe.....	Brockton, Haverhill.	12	9	31	37	2	4	.417
Mains.....	Lewiston.....	18	11	66	33	6	12	.412
Leeds.....	Brockton.....	25	9	47	75	10	16	.375
McCullough.....	Brockton.....	29	15	57	88	3	29	.286
P. McCarthy.....	Worcester.....	12	0	27	49	6	8	.273

Minor League Schedules.

We regret very much that it was utterly impossible for us to publish the schedules of the Minor Leagues in the first edition of SPALDING'S BASE BALL GUIDE, owing to the fact that the schedule meetings are held too late for the publication.

The Presidents of the National League.

This is the twentieth year of the existence of the National League, and in all that time but four members of the League have occupied its presidential chair, viz., Morgan G. Bulkeley, ex-Governor of Connecticut; the late W. A. Hulbert; A. G. Mills, the leading spirit of the great New York Athletic Club, and N. E. Young, the present highly esteemed and worthy President of the League. Mr. Bulkeley served during 1876; Mr. Hulbert from 1876 to his death in 1882; Mr. Mills from that year up to 1884, when business requirements led to his resignation, and Mr. Young since then. From the organization of the National League in 1876 to the day of his death, Mr. Hulbert was the great moving spirit in the reforms in the government of the professional clubs of the country, which marked the period from 1876 to the eighties. It was his influence, largely, which led to the war upon the "crookedness" which marked the early years of professional base ball history, in which pool gambling was the potent factor. It took years of coercive and even arbitrary legislation to eliminate the poison of the pool rooms from the professional system, but success was finally achieved, and to the late President Hulbert and his able coadjutors in the League does the credit of this success belong. During the League regime, under President Mills, the great union safety compact, known as the National Agreement, sprang into existence, and its author—Mr. Mills—at this day has reason to be proud of the good work he did for professional ball playing, and for the benefit of the game at large, in the perfecting of this bond of union between the reputable clubs of the professional fraternity. The wisdom of the measure, as a protection against the abuses of "revolving" and "contract breaking," has been very strikingly shown by court decisions which oblige professional clubs to depend entirely upon base ball law, and not the common law, for the preservation of their club rights in contracting with players for their services on the field. Since Mr. Mills left the League arena he has done most efficient service in conserving the best interests of the New York Athletic Club and those of the clubs of the Amateur Athletic Union at large.

The great master of League records, and the whilom secretary of the League since its organization, Mr. Young, is known throughout the entire base ball world, alike for the integrity of his character, the geniality of his disposition and the marked industry and persevering application which has characterized the discharge of his onerous official duties. It is well known that "Old Nick" is frequently alluded to, in daily life as the arch-fiend of the world; but the old Nick of the base ball arena

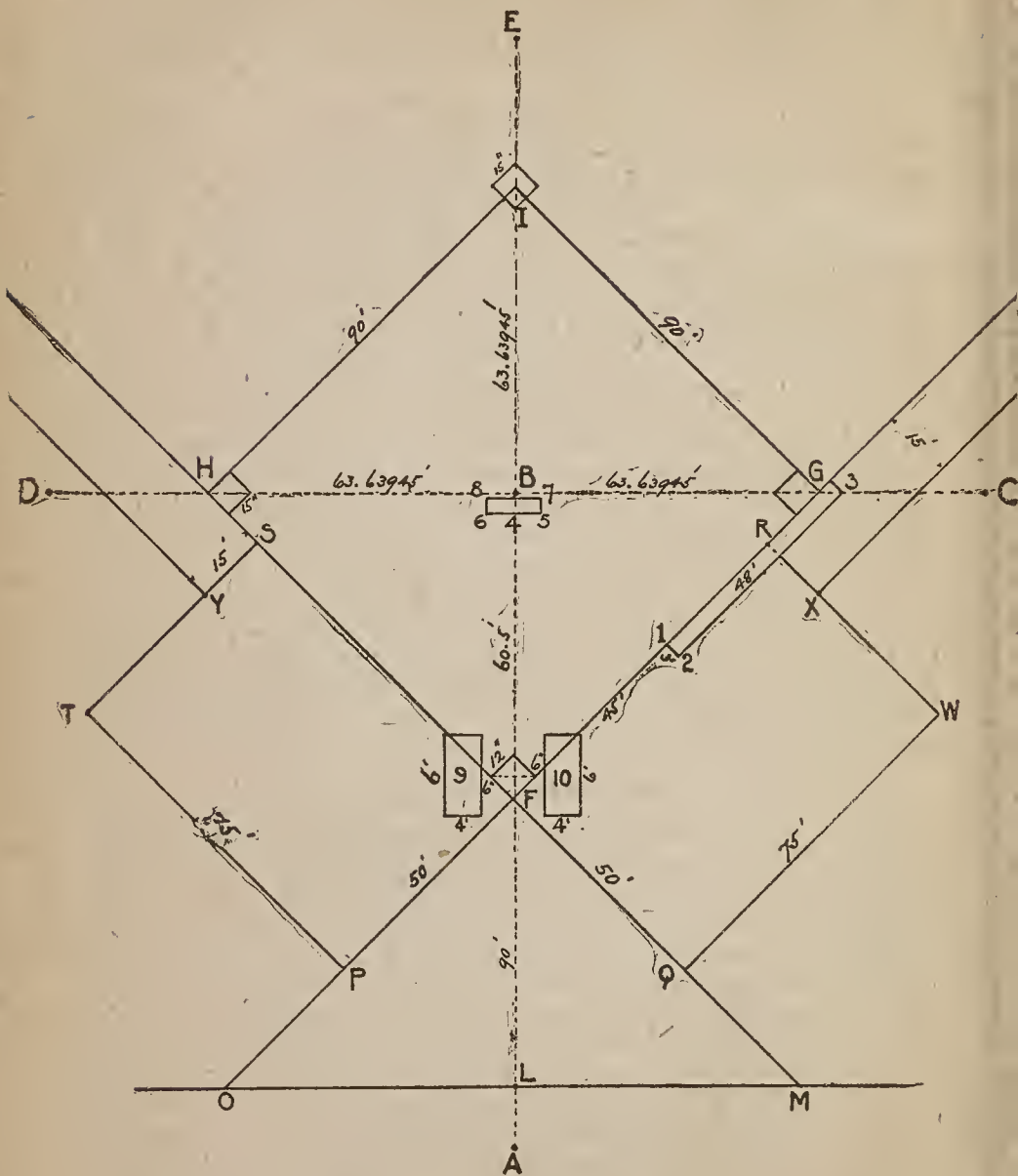
presents a character the very opposite in every respect of his devilish namesake—the one being the spirit of evil, and the other the spirit of honor and good nature. Long may he live to honor the position and uphold the reformation in the base ball world which his predecessors so creditably originated and supported.

Mr. Young is a native of Amsterdam, N. Y. He was but a mere boy at the outbreak of the war between the States, but he was game to the core and among the first from his home country to enlist in the Union service. Just before the war he appeared as an athletic young fellow with muscles that would have done credit to one as large again as he was. He was looked on as the best cricket player in the section of the country in which he lived, playing frequently on elevens which had besides himself George and Harry Wright as members. You should hear Nick relate anecdotes of his career as a cricketer. At the close of the war Mr. Young made Washington his residence, and securing a position in the Second Auditor's Department, being an excellent accountant, he has occupied his position through several administrations. From cricket he became interested in the national game of base ball, and eventually, in connection with Mr. A. G. Mills, he started the old Olympic club of Washington, and then it was that he took the field again. In 1871 he was elected Secretary of the old "National Association of Base Ball Players"—not of clubs, but of players—and in 1884 he succeeded Mr. Mills as President of the National League, which organization succeeded the National Association, which had become rotten.

The Pfeffer Case.

Mr. Byrne, in commenting on the settlement of the Pfeffer case, said that that player might consider himself fortunate in escaping a more severe penalty. Mr. Byrne stated that in 1890 Pfeffer joined the Brotherhood and helped in the attempt to wreck the League; but he was taken back. In 1891 he deserted the Chicago League club and associated himself with George Williams's American Association team, which was organized to fight the League; but when the twelve-club League was formed Pfeffer was again forgiven. Last fall, when the new, or rather the defunct, Association scheme was sprung, Pfeffer was into it up to the neck. He tampered with players and did all he could to hurt the League. That was too much, and the League had to take action. If we had reinstated him without some sort of a punishment it would have been encouragement for other players to join future movements against organized base ball.

CORRECT DIAGRAM OF A BALL FIELD.



NOTE. For Specifications see Rules from No. 2 to No. 13.

THE PLAYING RULES
OF
PROFESSIONAL
BASE * BALL * CLUBS

As adopted by the National League and American Association of Professional Base Ball Clubs.

THE BALL GROUND.

RULE 1. The Ground must be an inclosed field, sufficient in size to enable each player to play in his position as required by these Rules.

RULE 2. To lay off the lines governing the positions and play off the Game known as *Base Ball*, proceed as follows :

From a point, A, within the grounds, project a right line out into the field, and at a point, B, 154 feet from point A, lay off lines B C and B D at right angles to the line A B ; then with B as centre and 63.63945 feet as radius, describe arcs cutting the lines B A at F and B C at G ; B D at H ; and B E at I. Draw lines F G, G E, E H and H F, and said lines will be the containing lines of the Diamond or Infield.

THE CATCHER'S LINES.

RULE 3. With F as centre and 90 feet radius, an arc cutting line F A at L, and draw lines L M and L O at right angles to F A ; and continue same out from F A not less than 90 feet.

THE FOUL LINE.

RULE 4. From the intersection point, F, continue the straight lines F G and F H until they intersect with the lines L M and L I, and then from the points G and H in the opposite direction until they reach the boundary lines of the grounds.

THE PLAYERS' LINES.

RULE 5. With F as centre and 50 feet radius, describe arcs cutting lines F O and E M at P and Q, then with F as centre again and 75 feet radius describe arcs cutting F G and F H at R and S ; then from the points P Q R and S draw lines at right angles to the lines F O, F M, F G, and F H, and continue same until they intersect at the points T W and W.

THE CAPTAIN AND COACHERS' LINE.

RULE 6. With R and S as centres and 15 feet radius, describe arcs cutting lines R W and S T at X and Y, and from the points X and Y draw lines parallel with lines F H and F G, and continue same out to the boundary lines of the ground.

THE THREE FOOT LINE.

RULE 7. With F as centre and 45 feet radius, describe an arc cutting line F G at 1, and from 1 out to the distance of 3 feet draw a line at right angles to F G, and marked point 2; then from point 2, draw a line parallel with the line F G to a point 3 feet beyond the point G, and marked 3; then from the point 3 draw a line at right angles to line 2, 3, back to and intersecting with line F G, and from thence back along line G F to point 1.

THE PITCHER'S PLATE.

RULE 8. With point F as centre and 60.5 feet as radius, describe an arc cutting the line F B at a point 4, and draw a line 5, 6, passing through point 4 and extending 12 inches on either side of line F B; then with line 5, 6, as a side, describe a parallelogram 24 inches by 6 inches.

THE BASES.

RULE 9. Within the angle F, describe a square the sides of which shall be 12 inches, two of its sides lying upon the lines F G and F H, and within the angles G and H describe squares the side of which shall be 15 inches, the two outer sides of said square lying upon the lines F G and G I and F H and H I, and at the angle E describe a square whose side shall be 15 inches and so described that its sides shall be parallel with G I and I H and its centre immediately over the angular point E.

THE BATSMAN'S LINE.

RULE 10. On either side of the line A F B describe two parallelograms 6 feet long and 4 feet wide (marked 8 and 9), their length being parallel with the line A F B, their distance apart being 6 inches, added to each end of the length of the diagonal of the square within the angle F, and the centre of their length being upon said diagonal.

RULE 11. The Home Base at F and the Pitcher's Plate at 4 must be of whitened rubber and so fixed in the ground as to be even with the surface.

RULE 12. The First Base at G, the Second Base at E, and the Third Base at H, must be of white canvas bags, filled with soft material, and securely fastened in their positions described in Rule 9.

RULE 13. The lines described in Rules 3, 4, 5, 6, 7 and 1 must be marked with lime, chalk, or other suitable material, so as to be distinctly seen by the Umpire.

THE BALL.

RULE 14. The Ball.* (See Foot Note.)

SECTION 1. Must not weigh less than five nor more than five and one-quarter ounces avoirdupois, and measure not less than nine nor more than nine and one-quarter inches in circumference. The Spalding League Ball, or the Reach American Association Ball, must be used in all games played under these rules.

SEC. 2. For each championship game two balls shall be furnished by the Home Club to the Umpire for use. When the ball in play is batted to foul ground, out of sight of the Umpire, the other ball shall be immediately brought into play. As often as one of the two in use shall be lost a new one must be substituted, so that the Umpire shall at all times after the game begins have two balls for use. The moment the Umpire delivers an alternate ball to the pitcher it comes into play, and shall not be exchanged until it, in turn, passes out of sight to foul ground.

SEC. 3. In all games the ball or balls played with shall be furnished by the Home Club, and the last ball in play becomes the property of the winning club. Each ball to be used in championship games shall be examined, measured and weighed by the Secretary of the Association, inclosed in a paper box and sealed with the seal of the Secretary, which seal shall not be broken except by the Umpire in the presence of the Captains of the two contesting nines after play has been called.

SEC. 4. Should the ball become out of shape, or cut or ripped so as to expose the interior, or in any way so injured as to be, in the opinion of the Umpire, unfit for fair use, he shall, upon appeal by either Captain, at once put the alternate ball into play and call for a new one.

THE BAT.

RULE 15. The Bat:

Must be made **entirely** of hard wood, except that the handle may be wound with twine, or a granulated substance applied, not to exceed eighteen inches from the end.

*The Spalding League Ball has been adopted by the National League for the past sixteen years, and is used in all League contests

For junior clubs (clubs composed of boys under 16 years of age) we recommend them to use the Spalding Boys' League Ball, and that games played by junior clubs with this ball will count as legal games the same as if played with the Official League Ball.

It must be round, not exceed two and three-quarter inches in diameter in the thickest part, and must not exceed forty-two inches in length.

THE PLAYERS AND THEIR POSITIONS.

RULE 16. The players of each club in a game shall be nine in number, one of whom shall act as Captain, and in no case shall less than nine men be allowed to play on each side.

RULE 17. The players' positions shall be such as may be assigned them by their Captain, except that the pitcher must take the position as defined in Rules 8 and 29.

RULE 18. Players in uniform shall not be permitted to occupy seats among the spectators.

RULE 19. SECTION 1. Every club shall adopt uniforms for its players, but no player shall attach anything to the sole or heel of his shoes other than the ordinary base ball shoe plate.

SEC. 2. The catcher and first baseman are permitted to wear a glove or mitt of any size, shape or weight. All other players are restricted to the use of a glove or mitt weighing not over ten ounces, and measuring in circumference around the palm of the hand not over fourteen inches.

PLAYERS' BENCHES.

RULE 20. The Players' Benches must be furnished by the Home Club, and placed upon a portion of the ground outside of, and not nearer than twenty-five feet to, the players' lines. One such bench must be for the exclusive use of the visiting club, and one for the exclusive use of the home club, and the players of the competing teams shall be required to occupy their respective benches while not engaged in active play.

THE GAME.

RULE 21. SECTION 1. Every Championship game must be commenced not later than two hours before sunset.

SEC. 2. A Game shall consist of nine innings to each contesting nine, except that

(a) If the side first at bat scores less runs in nine innings than the other side has scored in eight innings, the game shall then terminate.

(b) If the side last at bat in the ninth innings scores the winning run before the third man is out, the game shall terminate.

A TIE GAME.

RULE 22. If the score be a tie at the end of nine innings, play shall be continued until one side has scored more runs than the other in an equal number of innings, provided that if the side last at bat scores the winning run before the third man is out the game shall terminate.

A DRAWN GAME.

RULE 23. A Drawn Game shall be declared by the Umpire when he terminates a game on account of darkness or rain, after five equal innings have been played, if the score at the time is equal on the last even innings played; but (exception) if the side that went second to bat is then at the bat, and has scored the same number of runs as the other side, the Umpire shall declare the game drawn without regard to the score of the last equal innings.

A CALLED GAME.

RULE 24. If the Umpire calls "Game" on account of darkness or rain at any time after five innings have been completed, the score shall be that of the last equal innings played, unless the side second at bat shall have scored one or more runs than the side first at bat, in which case the score of the game shall be the total number of runs made.

A FORFEITED GAME.

RULE 25. A forfeited game shall be declared by the Umpire in favor of the club not in fault, at the request of such club, in the following cases:

SECTION 1. If the nine of a club fail to appear upon a field, or being upon the field, fail to begin the game within five minutes after the Umpire has called "Play," at the hour appointed for the beginning of the game, unless such delay in appearing or in commencing the game be unavoidable.

SEC. 2. If, after the game has begun, one side refuses or fails to continue playing, unless such game has been suspended or terminated by the Umpire.

SEC. 3. If, after play has been suspended by the Umpire, one side fails to resume playing within *one minute* after the Umpire has called "Play."

SEC. 4. If a team resorts to dilatory practice to delay the game.

SEC. 5. If, in the opinion of the Umpire, any one of these rules is wilfully violated.

SEC. 6. If, after ordering the removal of a player as authorized by Rule 59, Sec. 5, said order is not obeyed within one minute.

SEC. 7. In case the Umpire declares a game forfeited, he shall transmit a written notice thereof to the President of the Association within twenty-four hours thereafter.

NO GAME.

RULE 26. "No Game" shall be declared by the Umpire if he shall terminate play on account of rain or darkness, before five innings on each side are completed, except in a case when

the game is called, and the club second at bat shall have more runs at the end of its fourth innings than the club first at bat has made in its five innings, then the Umpire shall award the game to the club having made the greatest number of runs, and it shall be a game and be so counted in the Championship record.

SUBSTITUTES.

RULE 27. SECTION 1. In every championship game each team shall be required to have present on the field, in uniform, one or more substitute players.

SEC. 2. Any such player may be substituted at any time by either club, but no player thereby retired shall thereafter participate in the game.

SEC. 3. The Base Runner shall not have a substitute run for him except by consent of the Captains of the contesting teams.

CHOICE OF INNINGS—CONDITION OF GROUND.

RULE 28. The choice of innings shall be given to the Captain of the Home Club, who shall also be the sole judge of the fitness of the ground for beginning a game after rain.

THE PITCHER'S POSITION.

RULE 29. The Pitcher shall take his position facing the Batsman with both feet square on the ground, and in front of the Pitcher's plate, but in the act of delivering the ball one foot must be in contact with the pitcher's plate, defined in Rule 8. He shall not raise either foot, unless in the act of delivering the ball, nor make more than one step in such delivery. He shall hold the ball, before the delivery, fairly in front of his body, and in sight of the Umpire. When the Pitcher feigns to throw the ball to a base he must resume the above position and pause momentarily before delivering the ball to the bat.

THE DELIVERY OF THE BALL—FAIR AND UNFAIR BALLS.

RULE 30. A Fair Ball is a ball delivered by the Pitcher while standing in his position, and facing the Batsman, the ball so delivered to pass over the Home Base, not lower than the Batsman's knee, nor higher than his shoulder.

RULE 31. An Unfair Ball is a ball delivered by the Pitcher, as in Rule 30, except that the ball does not pass over the Home Base, or does pass over the Home Base above the Batsman's shoulder or below the knee.

BALKING.

RULE 32. A Balk shall be :

SECTION 1. Any motion made by the Pitcher to deliver the ball to the bat without delivering it.

SEC. 2. The holding of the ball by the Pitcher so long as to delay the game unnecessarily.

SEC. 3. Any motion in delivering the ball to the bat by the Pitcher while not in the position defined in Rule 29.

DEAD BALLS.

RULE 33. A Dead Ball is a ball delivered to the bat by the Pitcher that touches any part of the Batsman's person or clothing while standing in his position without being struck at; or any part of the Umpire's person or clothing, while on foul ground, without first passing the Catcher.

RULE 34. In case of a Foul Strike, Foul Hit ball not legally caught out, Dead Ball, or Base Runner put out for being struck by a fair hit ball, the ball shall not be considered in play until it is held by the Pitcher standing in his position, and the Umpire shall have called play.

BLOCK BALLS.

RULE 35. SECTION I. A Block is a batted or thrown ball that is touched, stopped or handled by any person not engaged in the game.

SEC. 2. Whenever a Block occurs the Umpire shall declare it, and Base Runners may run the bases without being put out until the ball has been returned to and held by the pitcher standing in his position.

SEC. 3. In the case of a Block, if the person not engaged in the game should retain possession of the ball, or throw or kick it beyond the reach of the Fielders, the Umpire should call "Time," and require each Base Runner to stop at the last base touched by him until the ball be returned to the pitcher standing in his position, and the Umpire shall have called play.

THE BATSMAN'S POSITION—ORDER OF BATTING.

RULE 36. The Batsmen must take their positions within the Batsmen's Lines, as defined in Rule 10, in the order in which they are named in the batting order, which batting order must be submitted by the Captains of the opposing teams to the Umpire before the game, and this batting order must be followed except in the case of a substitute player, in which case the substitute must take the place of the original player in the batting order. After the first inning the first striker in each inning shall be the batsman whose name follows that of the last man who has completed his turn—time at bat—in the preceding inning.

RULE 37. SECTION I. When their side goes to the bat the players must immediately return to the players' bench, as defined in Rule 20, and remain there until the side is put out, ex-

cept when batsmen or base runners ; provided, that the Captain and one assistant only may occupy the space between the Players' Lines and the Captain's Lines, to coach base runners.

SEC. 2. No playe of the side "at bat," except when batsman, shall occupy any portion of the space within the Catcher's Lines, as defined in Rule 3. The triangular space behind the Home Base is reserved for the exclusive use of Umpire, Catcher and Batsman, and the Umpire must prohibit any player of the side "at bat" from crossing the same at any time while the ball is in the hands of, or passing between the Pitcher and Catcher, while standing in their positions.

SEC. 3. The players of the side "at bat" must occupy the portion of the field allotted them, but must speedily vacate any portion thereof that may be in the way of the ball, or any Fielder attempting to catch or field it.

THE BATTING RULES.

RULE 38. A Fair Hit is a ball batted by the Batsman, standing in his position, that first touches any part of the person of a player or umpire or falls within the foul lines, that (whether it first touches Foul or Fair Ground) bounds or rolls within the Foul Lines, between Home and First, or Home and Third Bases, without interference by a player.

RULE 39. A Foul Hit is a ball batted by the Batsman, standing in his position, that first touches the ground, any part of the person of a player, or any object behind either of the Foul Lines, or that strikes the person of such Batsman, while standing in his position, or batted by the Batsman, standing in his position, that (whether it first touches Foul or Fair Ground) bounds or rolls outside the Foul Lines, between Home and First or Home and Third Bases, without interference by a player: *Provided*, that a Foul Hit ball not rising above the Batsman's head, and caught by the Catcher playing within ten feet of the Home Base, shall be termed a Foul Tip.

RULE 40. A bunt hit is a deliberate attempt on the part of the Batsman to hit a ball slowly within the infield so that it cannot be fielded by any infielder in time to retire the batsman.

BALLS BATTED OUTSIDE THE GROUNDS.

RULE 41. When a batted ball passes outside the grounds, the Umpire shall decide it Fair should it disappear within, or Foul should it disappear outside of, the range of the Foul Lines, and Rules 38 and 39 are to be construed accordingly.

RULE 42. A Fair batted ball that goes over the fence shall entitle the batsman to a home run, except that should it go over the fence at a less distance than two hundred and thirty-five feet from the Home Base, when he shall be entitled to two

bases only, and a distinctive line shall be marked on the fence at this point.

STRIKES.

RULE 43. A strike is :

SECTION 1. A ball struck at by the Batsman without its touching his bat ; or

SEC. 2. A Fair Ball legally delivered by the Pitcher, but not struck at by the Batsman.

SEC. 3. Any obvious attempt to make a Foul Hit.

SEC. 4. A Foul Hit, other than a Foul Tip, made by the Batsman while attempting a bunt hit, as defined in Rule 40, that falls or rolls upon foul ground between Home Base and First Base or Home Base and Third Base.

SEC. 5. A ball struck at, if the ball touches any part of the Batsman's person.

SEC. 6. A ball tipped by the Batsman and caught by the catcher within the 10-foot lines.

RULE 44. A Foul Strike is a ball batted by the Batsman when any part of his person is upon ground outside the lines of the Batsman's position.

THE BATSMAN IS OUT.

RULE 45. The Batsman is out :

SECTION 1. If he fails to take his position at the bat in his order of batting, unless the error be discovered and the proper Batsman takes his position before a time "at bat" recorded ; and in such case the balls and strikes called must be counted in the time "at bat" of the proper Batsman, and only the proper Batsman shall be declared out : *Provided*, this rule shall not take effect unless *the out* is declared before the ball is delivered to the succeeding Batsman, and no runs shall be scored or bases run, and further, no outs shall be counted other than that of the proper Batsman.

SEC. 2. If he fails to take his position within one minute after the Umpire has called for the Batsman.

SEC. 3. If he makes a Foul Hit other than a Foul Tip, as defined in Rule 39, and the ball be momentarily held by a Fielder before touching the ground, provided it be not caught in a Fielder's hat or cap, or touch some object other than a Fielder, before being caught.

SEC. 4. If he makes a Foul Strike.

SEC. 5. If he attempts to hinder the Catcher from fielding or throwing the ball by stepping outside the lines of his position, or otherwise obstructing or interfering with the player.

SEC. 6. If, while the First Base be occupied by a base runner, three strikes be called on him by the Umpire, except when two men are already out.

SEC. 7. If, after two strikes have been called, the Batsman obviously attempts to make a foul hit, as in Rule 43, Section 3.

SEC. 8. If, while attempting a third strike, the ball touches any part of the Batsman's person, in which case base runners occupying bases shall return, as prescribed in Rule 49, Section 5.

SEC. 9. If he hits a fly ball that can be handled by an infielder while first and second bases are occupied, or first, second and third, with only one out.

SEC. 10. If the third strike is called in accordance with Section 4, Rule 43, in such case the Umpire shall, as soon as the ball is hit, declare infield or outfield hit.

BASE RUNNING RULES.

WHEN THE BATSMAN BECOMES A BASE RUNNER.

RULE 46. The Batsman becomes a Base Runner :

SECTION 1. Instantly after he makes a Fair Hit.

SEC. 2. Instantly after four balls have been called by the Umpire.

SEC. 3. Instantly after three strikes have been decided by the Umpire.

SEC. 4. If, while he be a Batsman, without making any attempt to strike, his person—excepting hands or forearm, which makes it a dead ball—or clothing be hit by a ball from the Pitcher ; unless, in the opinion of the Umpire, he intentionally permits himself to be so hit.

SEC. 5. Instantly after an illegal delivery of a ball by the Pitcher.

BASES TO BE TOUCHED.

RULE 47. The Base Runner must touch each base in regular order, viz., First, Second, Third and Home Bases, and when obliged to return (except on a foul hit) must retouch the base or bases in reverse order. He shall only be considered as holding a base after touching it, and shall then be entitled to hold such base until he has legally touched the next base in order, or has been legally forced to vacate it for a succeeding Base Runner.

ENTITLED TO BASES.

RULE 48. The Base Runner shall be entitled, without being put out, to take the base in the following cases:

SECTION 1. If, while he was Batsman, the Umpire called four balls.

SEC. 2. If the Umpire awards a succeeding batsman a base on four balls, or for being hit with a pitched ball, or in case of an illegal delivery—as in Rule 46, Section 5—and the Base Runner is thereby forced to vacate the base held by him.

SEC. 3. If the Umpire calls a "balk."

SEC. 4. If a ball, delivered by the Pitcher, pass the Catcher and touch the Umpire, or any fence or building within ninety feet of the Home Base.

SEC. 5. If, upon a fair hit, the ball strikes the person or clothing of the Umpire on fair ground.

SEC. 6. If he be prevented from making a base by the obstruction of an adversary,

SEC. 7. If the Fielder stop or catch a batted ball with his hat or any part of his dress.

RETURNING TO BASES.

RULE 49. The Base Runner shall return to his base and shall be entitled to so return without being put out:

SECTION 1. If the Umpire declares a Foul Tip (as defined in Rule 39), or any other Foul Hit not legally caught by a fielder.

SEC. 2. If the Umpire declares a Foul Strike.

SEC. 3. If the Umpire declares a Dead Ball, unless it be also the fourth Unfair Ball and he be thereby forced to take the next base, as provided in Rule 48, Section 2.

SEC. 4. If the person or clothing of the Umpire interferes with the Catcher, or he is struck by a ball thrown by the Catcher to intercept a Base Runner.

SEC. 5. The Base Runner shall return to his base, if, while attempting a strike, the ball touches any part of the Batsman's person.

WHEN BASE RUNNERS ARE OUT.

RULE 50. The Base Runner is out:

SECTION 1. If, after three strikes have been declared against him, while Batsman, and the Catcher fail to catch the third strike ball, he plainly attempts to hinder the Catcher from fielding the ball.

SEC. 2. If, having made a Fair Hit while Batsman, such fair hit ball be momentarily held by a Fielder, before touching the ground, or any object other than a Fielder: *Provided*, it be not caught in a Fielder's hat or cap.

SEC. 3. If, when the Umpire has declared three strikes on him, while Batsman, the third strike ball be momentarily held by a Fielder before touching the ground: *Provided*, it be not caught in a Fielder's hat or cap, or touch some object other than a Fielder, before being caught.

SEC. 4. If, after Three Strikes or a Fair Hit, he be touched with the ball in the hand of a Fielder *before* he shall have touched First Base.

SEC. 5. If, after Three Strikes or a Fair Hit, the ball be securely held by a Fielder, while touching First Base with any part of his person, *before* such Base Runner touches First Base.

SEC. 6. If, in running the last half of the distance from Home Base to First Base, while the ball is being fielded to First

Base, he runs outside the three-foot lines, as defined in Rule 7, unless to avoid a Fielder attempting to field a Batted Ball.

SEC. 7. If, in running from First to Second Base, from Second to Third Base, or from Third to Home Base, he runs more than three feet from a direct line between such bases, to avoid being touched by the ball in the hands of a Fielder; but in case a Fielder be occupying the Base Runner's proper path, in attempting to field a batted ball, then the Base Runner shall run out of the path, and behind said Fielder, and shall not be declared out for so doing.

SEC. 8. If he fails to avoid a Fielder attempting to field a batted ball, in the manner described in Sections 6 and 7 of this Rule; or if he in any way obstructs a Fielder attempting to field a batted ball, or intentionally interferes with a thrown ball: *Provided*, that if two or more Fielders attempt to field a batted ball, and the Base Runner comes in contact with one or more of them, the Umpire shall determine which Fielder is entitled to the benefit of this rule, and shall not decide the Base Runner out for coming in contact with any other fielder.

SEC. 9. If, at any time while the ball is in play, he be touched by the ball in the hands of a Fielder, unless some part of his person is touching a base he is entitled to occupy: *Provided*, the ball be held by the Fielder after touching him; but (exception as to First Base), in running to First Base he may overrun said base, without being put out for being off said base, after first touching it, provided he returns at once and retouches the base, after which he may be put out as at any other base. If, in overrunning First Base, he also attempts to run to Second Base, or, after passing the base he turns to his left from the foul line, he shall forfeit such exemption from being put out.

SEC. 10. If, when a Fair or Foul Hit ball (other than a foul tip as referred to in Rule 39) is legally caught by a Fielder, such ball is legally held by a Fielder on the base occupied by the Base Runner when such ball was struck (or the Base Runner be touched with the ball in the hands of a Fielder), before he retouches said base after such Fair or Foul Hit ball was so caught: *Provided*, that the Base Runner shall not be out in such case, if, after the ball was legally caught as above, it be delivered to the bat by the Pitcher before the Fielder holds it on said base, or touches the Base Runner with it; but if the Base Runner in attempting to reach a base, detaches it before being touched or forced out, he shall be declared safe.

SEC. 11. If, when a Batsman becomes a Base Runner, the First Base, or the First and Second Bases, or the First, Second and Third Bases, be occupied, any Base Runner so occupying a base shall cease to be entitled to hold it, until any following Base Runner is put out, and may be put out at the next base or

by being touched by the ball in the hands of a Fielder in the same manner as in running to First Base, at any time before any following Base Runner is put out.

SEC. 12. If a Fair Hit ball strike him *before touching the Fielder*, and in such case no base shall be run unless forced by the Batsman becoming a base runner, and no run shall be scored ; or any other Base Runner put out.

SEC. 13. If, when running to a base or forced to return to a base, he fail to touch the intervening base or bases, if any, in the order prescribed in Rule 47, he may be put out at the base he fails to touch, or being touched by the ball in the hands of a Fielder, in the same manner as in running to First Base : *Provided*, that the Base Runner shall not be out in such case if the ball be delivered to the bat by the Pitcher before the Fielder holds it on said base or touches the Base Runner with it.

SEC. 14. If, when the Umpire calls "Play," after any suspension of a game, he fails to return to and touch the base he occupied when "Time" was called before touching the next base : *Provided*, the Base Runner shall not be out in such case if the ball be delivered to the bat by the Pitcher before the Fielder holds it on said base or touches the Base Runner with it.

WHEN BATSMAN OR BASE RUNNER IS OUT.

RULE 51. The Umpire shall declare the Batsman or Base Runner out, without waiting for an appeal for such decision, in all cases where such player is put out in accordance with these rules, except as provided in Rule 50, Sections 10 and 14.

COACHING RULES.

RULE 52. The coaches shall be restricted to coaching the Base Runner only, and shall not be allowed to address any remarks except to the Base Runner, and then only in words of necessary direction ; and shall not use language which will in any manner refer to or reflect upon a player of the opposing club, the Umpire or the spectators, and not more than two coaches, who may be one player participating in the game and any other player under contract to it, in the uniform of either club, shall be allowed at any one time. To enforce the above, the Captain of the opposite side may call the attention of the Umpire to the offence, and upon a repetition of the same, the offending player shall be debarred from further participation in the game and shall leave the playing field forthwith.

THE SCORING OF RUNS.

RULE 53. One run shall be scored every time a Base Runner, after having legally touched the first three bases, shall touch the Home Base before three men are put out by (exception). If the third man is forced out, or is put out before reaching First Base, a run shall not be scored.

THE UMPIRE.

RULE 54. The Umpire shall not be changed during the progress of a game, except for reason of illness or injury.

HIS POWERS AND JURISDICTION.

RULE 55. SECTION I. The Umpire is master of the Field from the commencement to the termination of the game, and is entitled to the respect of the spectators, and any person offering any insult or indignity to him must be promptly ejected from the grounds.

SEC. 2. He must be invariably addressed by the players as Mr. Umpire; and he must compel the players to observe the provisions of all the Playing Rules, and he is hereby invested with authority to order any player to do or omit to do any act as he may deem necessary, to give force and effect to any and all such provisions.

SPECIAL DUTIES.

RULE 56. The Umpire's duties shall be as follows:

SECTION I. The Umpire is the sole and absolute judge of play. In no instance shall any person, except the Captain of the competing teams, be allowed to address him or question his decisions, and they can only question him on an interpretation of the Rules. No Manager or any other officer of either club shall be permitted to go on the field or address the Umpire, under a penalty of a forfeiture of a game.

SEC. 2. Before the commencement of a Game, the Umpire shall see that the rules governing all the materials of the Game are strictly observed. He shall ask the Captain of the Home Club whether there are any special ground rules to be enforced, and if there are, he shall see that they are duly enforced, provided they do not conflict with any of these rules.

SEC. 3. The Umpire must keep the contesting nines playing constantly from the commencement of the game to its termination, allowing such delays only as are rendered unavoidable by accident, injury or rain. He must, until the completion of the game, require the players of each side to promptly take their positions in the field as soon as the third man is put out, and must require the first striker of the opposite side to be in his position at the bat as soon as the fielders are in their places.

SEC. 4. The Umpire shall count and call every "Unfair Ball" delivered by the Pitcher, and every "Dead Ball," if also an unfair ball, as a "Ball," and he shall count and call every "Strike." Neither a "Ball" nor a "Strike" shall be counted or called until the ball has passed the Home Base. He shall also declare every "Dead Ball," "Block," "Foul Hit," "Foul Strike," and "Balk," "Infield" or "Outfield Hit," as prescribed in Rule 45, Section 9.

CALLING "PLAY" AND "TIME."

RULE 57. The Umpire must call "Play" promptly at the hour designated by the Home Club, and on the call of "Play" the game must immediately begin. When he calls "Time" play shall be suspended until he calls "Play" again, and during the interim no player shall be put out, base be run or run be scored. The Umpire shall suspend play only for an accident to himself or a player (but in case of accident to a Fielder "Time" shall not be called until the ball be returned to and held by the Pitcher, standing in his position), or in case rain falls so heavily that the spectators are compelled, by the severity of the storm, to seek shelter, in which case he shall note the time of suspension, and should such rain continue to fall thirty minutes thereafter, he shall terminate the game; or to enforce order in case of annoyance from spectators.

RULE 58. The Umpire is only allowed, by the Rules, to call "Time" in case of an accident to himself or a player, a "Block" as referred to in Rule 35, Section 3, or in case of rain, as defined by the rule.

INFLECTING FINES.

RULE 59. The Umpire is empowered to inflict fines of not less than \$25.00, nor more than \$100.00, for the first offence, on players during the progress of a game, as follows:

SECTION 1. For vulgar, indecent or other improper conduct or language.

SEC. 2. For the Captain or Coacher wilfully failing to remain within the legal bounds of his position, except upon an appeal by the captain from the Umpire's decision upon a misinterpretation of the rules.

SEC. 3. For the disobedience by a player of any other of his orders, or for any other violation of these rules.

SEC. 4. Immediately upon notification by the Umpire that a fine has been imposed upon any Manager, Captain or player, the Secretary shall forthwith notify the person so fined, and also the club of which he is a member, and in the event of the failure of the person so fined to pay to the Secretary the amount of said fine within five days of notice, he shall be debarred from participation in any championship game until such fine is paid.

SEC. 5. The Umpire may remove a player from the playing field for a violation of Section 1 of this rule, in addition to a fine, but under no circumstances shall he remove a player for a violation of Section 2 of this Rule, unless upon a repetition of the offence prescribed therein.

FIELD RULES.

RULE 60. No club shall allow open betting or pool-selling upon its ground, nor in any building owned or occupied by it.

RULE 61. No person shall be allowed upon any part of the field during the progress of the game in addition to the players in uniform, the Manager on each side and the Umpire; except such officers of the law as may be present in uniform, and such officials of the Home Club as may be necessary to preserve the peace.

RULE 62. No Umpire, Manager, Captain or player shall address the spectators during the progress of a game, except in case of necessary explanation.

RULE 63. Every Club shall furnish sufficient police force upon its own grounds to preserve order, and in the event of a crowd entering the field during the progress of a game, and interfering with the play in any manner, the Visiting Club may refuse to play further until the field be cleared. If the ground be not cleared within fifteen minutes thereafter, the Visiting Club may claim, and shall be entitled to, the game by a score of nine runs to none (no matter what number of innings have been played).

GENERAL DEFINITIONS.

RULE 64. "Play" is the order of the Umpire to begin the game, or to resume play after its suspension.

RULE 65. "Time" is the order of the Umpire to suspend play. Such suspension must not extend beyond the day of the game.

RULE 66. "Game" is the announcement by the Umpire that the game is terminated.

RULE 67. An "Inning" is the term at bat of the nine players representing a Club in a game, and is completed when three of such players have been put out, as provided in these rules.

RULE 68. A "Time at Bat" is the term at bat of a Batter. It begins when he takes his position, and continues until he is put out or becomes a base runner; except when, because of being hit by a pitched ball, or in case of an illegal delivery by the Pitcher, or in case of a sacrifice hit purposely made to the infield which, not being a base hit, advances a base runner without resulting in a put out, except to the Batter, as in Rule 45.

RULE 69. "Legal" or "Legally" signifies as required by these Rules.

SCORING.

RULE 70. In order to promote uniformity in scoring championship games the following instructions, suggestions and definitions are made for the benefit of scorers, and they are required to make all scores in accordance therewith.

BATTING.

SECTION I. The first item in the tabulated score, after the player's name and position, shall be the number of times he has been at bat during game. The time or times when the

player has been sent to base by being hit by a pitched ball, by the Pitcher's illegal delivery, or by a base on balls, shall not be included in this column.

SEC. 2. In the second column should be set down the runs made by each player.

SEC. 3. In the third column should be placed the first base hits made by each player. A base hit should be scored in the following cases:

When the ball from the bat strikes the ground within the foul lines, and out of reach of the Fielders.

When a hit ball is partially or wholly stopped by a Fielder in motion, but such player cannot recover himself in time to handle the ball before the striker reaches First Base.

When a hit ball is hit so sharply to an infielder that he cannot handle it in time to put out the Batsman. In case of doubt over this class of hits, score a base hit, and exempt the Fielder from the charge of an error.

When a ball is hit so slowly toward a Fielder that he cannot handle it in time to put out the Batsman.

That in all cases where a Base Runner is retired by being hit by a batted ball, the Batsman should be credited with a base hit,

When a batted ball hits the person or clothing of the Umpire, as defined in Rule 48, Section 5.

SEC. 4. In the fourth column shall be placed Sacrifice Hits, which shall be credited to the Batsman, who, when no one is out, or when but one man is out, advances a Runner a base by a bunt sacrifice hit, which results in putting out the Batsman, or would so result if the ball were handled without error.

FIELDING.

SEC. 5. The number of opponents put out by each player shall be set down in the fifth column. Where a Batsman is given out by the Umpire for a foul strike, or where the Batsman fails to bat in proper order, the put out shall be scored to the Catcher.

SEC. 6. The number of times the player assists shall be set down in the sixth column. An assist should be given to each player who handles the ball in assisting a run out or other play of the kind.

An assist should be given to a player who makes a play in time to put a Runner out, even if the player who could complete the play fails, through no fault of the player assisting.

And generally an assist should be given to each player who handles or assists in any manner in handling the ball from the time it leaves the bat until it reaches the player who makes the put out, or in case of a thrown ball, to each player who throws or handles it cleanly, and in such a way that a put out results, or would result if no error were made by the receiver.

ERRORS.

SEC. 7. An error shall be given in the seventh column for each misplay which allows the striker or base runner to make one or more bases when perfect play would have insured his being put out, except that "wild pitches," "base on balls," bases on the Batsman being struck by a "pitched ball," or in case of illegal pitched balls, balks and passed balls, shall not be included in said column. In scoring errors of batted balls see Section 3 of this Rule.

SEC. 8. Stolen Bases shall be scored as follows:

Any attempt to steal a base must go to the credit of the Base Runner, whether the ball is thrown wild or muffed by the fielder, but any manifest error is to be charged to the fielder making the same. If the Base Runner advances another base he shall not be credited with a stolen base, and the fielder allowing the advancement is also to be charged with an error. If the Base Runner makes a start and a battery error is made, the runner secures the credit of a stolen base, and the battery error is scored against the player making it. Should a Base Runner overrun a base and then be put out, he shall receive the credit for the stolen base. If a Base Runner advances a base on a fly out, or gains two bases on a single base hit, or an infield out, or attempted out, he shall be credited with a stolen base, provided there is a possible chance and a palpable attempt made to retire him.

EARNED RUNS.

SEC. 9. An earned run shall be scored every time the player reaches the home base unaided by errors before chances have been offered to retire the side.

THE SUMMARY.

RULE 71. The Summary shall contain:

SECTION 1. The number of earned runs made by each side.

SEC. 2. The number of two-base hits made by each player.

SEC. 3. The number of three-base hits made by each player.

SEC. 4. The number of home runs made by each player.

SEC. 5. The number of bases stolen by each player.

SEC. 6. The number of double and triple plays made by each side, and the names of the players assisting in the same.

SEC. 7. The number of men given bases on called balls by each Pitcher.

SEC. 8. The number of men given bases from being hit by pitched balls.

SEC. 9. The number of men struck out.

SEC. 10. The number of passed balls by each Catcher.

SEC. 11. The number of wild pitches by each Pitcher.

SEC. 12. The time of Game.

SEC. 13. The name of the Umpire.

INDEX TO RULES AND REGULATIONS.

	RULE.
The Ground,	1
The Field,	2
Catcher's Lines,	3
Foul Lines,	4
Players' Lines,	5
The Captain's and Coachers' Lines,	6
Three-foot Line,	7
Pitcher's Plate,	8
The Bases,	9
Batsman's Lines,	10
The Home Base,	11
First, Second and Third Bases,	12
Lines must be Marked,	13
The Ball,	14
Weight and Size, (1)	14
Number Balls Furnished, (2)	14
Furnished by Home Club, (3)	14
Replaced if Injured, (4)	14
The Bat,	15
Material of (1)	15
Shape of (2)	15

THE PLAYERS AND THEIR POSITIONS.

Number of Players in Game,	16
Players' Positions,	17
Players not to Sit with Spectators,	18
Club Uniforms, (1)	19
Gloves, (2)	19
Players' Benches,	20

THE GAME.

Time of Championship Game, (1)	21
Number of Innings, (2)	21
Termination of Game, (a)	21
The Winning Run, (b)	21
A Tie Game,	22
A Drawn Game,	23
A Called Game,	24
A Forfeited Game,	25
Failure of the Nine to Appear, (1)	25
Refusal of One Side to Play, (2)	25
Failure to Resume Playing, (3)	25
If a Team Resorts to Dilatory Practice, (4)	25
Wilful Violation, (5)	25
Disobeying Order to Remove Player, (6)	25
Written Notice to President, (7)	25
No Game,	26
Substitutes,	27

	RULE.	RULE.
One or more substitute players,	(1)	27
Extra Player,	(2)	27
Base Runner	(3)	27
Choice of Innings—Condition of Grounds,		28
The Pitcher's Position,		29
Delivery of the Ball—Fair Ball,		30
Unfair Ball,		31
Balking,		32
Motion to Deceive,	(1)	32
Delay by Holding,	(2)	32
Pitcher Outside of Lines,	(3)	32
A Dead Ball,		33
A Foul Strike,		34
Block Balls,		35
Stopped by Person not in Game,	(1)	35
Ball Returned,	(2)	35
Base Runner must Stop;	(3)	35
The Batsman's Position—Order of Batting,		36
Where Players must Remain,	(1)	37
Space Reserved for Umpire.	(2)	37
Space Allotted Players "at Bat,"	(3)	37
Batting Rules—Fair Hit,		38
Foul Hit,		39
Bunt Hit,		40
Batted Ball Outside Grounds,		41
A Fair Batted Ball,		42
Strikes,		43
Ball Struck at by Batsman,	(1)	43
Fair Ball Delivered by Pitcher.	(2)	43
Attempt to Make Foul Hit,	(3)	43
Foul Hit while Attempting a Bunt Hit,	(4)	43
Ball Struck at after Touching Batsman's Person,	(5)	43
Ball Tipped by Batsman,	(6)	43
A Foul Strike,		44
The Batsman is Out,		45
Failing to Take Position at Bat in Order,	(1)	45
Failure to Take Position within One Minute after being called,	(2)	45
If He Makes a Foul Hit,	(3)	45
If He Makes a Foul Strike,	(4)	45
Attempt to Hinder Catcher,	(5)	45
Three Strikes Called by Umpire,	(6)	45
Attempt to Make a Foul Hit After Two Strikes have been Called,	(7)	45
If Ball Hits Him While Making Third Strike,	(8)	45
If He Hits a Fly Ball that can be Handled by Infielder while First Base Occupied with Only One Out,	(9)	45
If Third Strike is Called,	(10)	45

BASE RUNNING RULES.

		RULE.
The Batsman Becomes a Base Runner,		46
After a Fair Hit,	(1)	46
After Four Balls are Called,	(2)	46
After Three Strikes are Declared,	(3)	46
If Hit by Ball While at Bat,	(4)	46
After Illegal Delivery of Ball,	(5)	46
Bases to be Touched,		47
Entitled to Bases,		48
If Umpire Call Four Balls,	(1)	48
If Umpire Award Succeeding Batsman Base,	(2)	48
If Umpire Calls Balk,	(3)	48
If Pitcher's Ball Passes Catcher,	(4)	48
Ball Strikes Umpire,	(5)	48
Prevented from Making Base,	(6)	48
Fielder Stops Ball,	(7)	48
Returning to Bases,		49
If Foul Tip,	(1)	49
If Foul Strike,	(2)	49
If Dead Ball,	(3)	49
If Person of Umpire Interferes with Catcher,	(4)	49
If the Ball Touches the Batsman's Person,	(5)	49
Base Runner Out,		50
Attempt to Hinder Catcher from Fielding Ball,	(1)	50
If Fielder Hold Fair Hit Ball,	(2)	50
Third Strike Ball Held by Fielder,	(3)	50
Touched with Ball After Three Strikes,	(4)	50
Touching First Base,	(5)	50
Running from Home Base to First Base,	(6)	50
Running from First to Second Base,	(7)	50
Failure to Avoid Fielder,	(8)	50
Touched by Ball While in Play,	(9)	50
Fair or Foul Hit Caught by Fielder,	(10)	50
Batsman Becomes a Base Runner,	(11)	50
Touched by Hit Ball Before Touching Fielder,	(12)	50
Running to Base,	(13)	50
Umpire Calls Play,	(14)	50
When Batsman or Base Runner is Out,		51
Coaching Rules,		52
Scoring of Runs,		53

THE UMPIRE.

The Umpire		54
When Master of the Field,	(1)	55
Must Compel Observance of Playing Rules,	(2)	55
Special Duties,		56
Is Sole Judge of Play,	(1)	56
Shall See Rules Observed before Commencing Game,	(2)	56

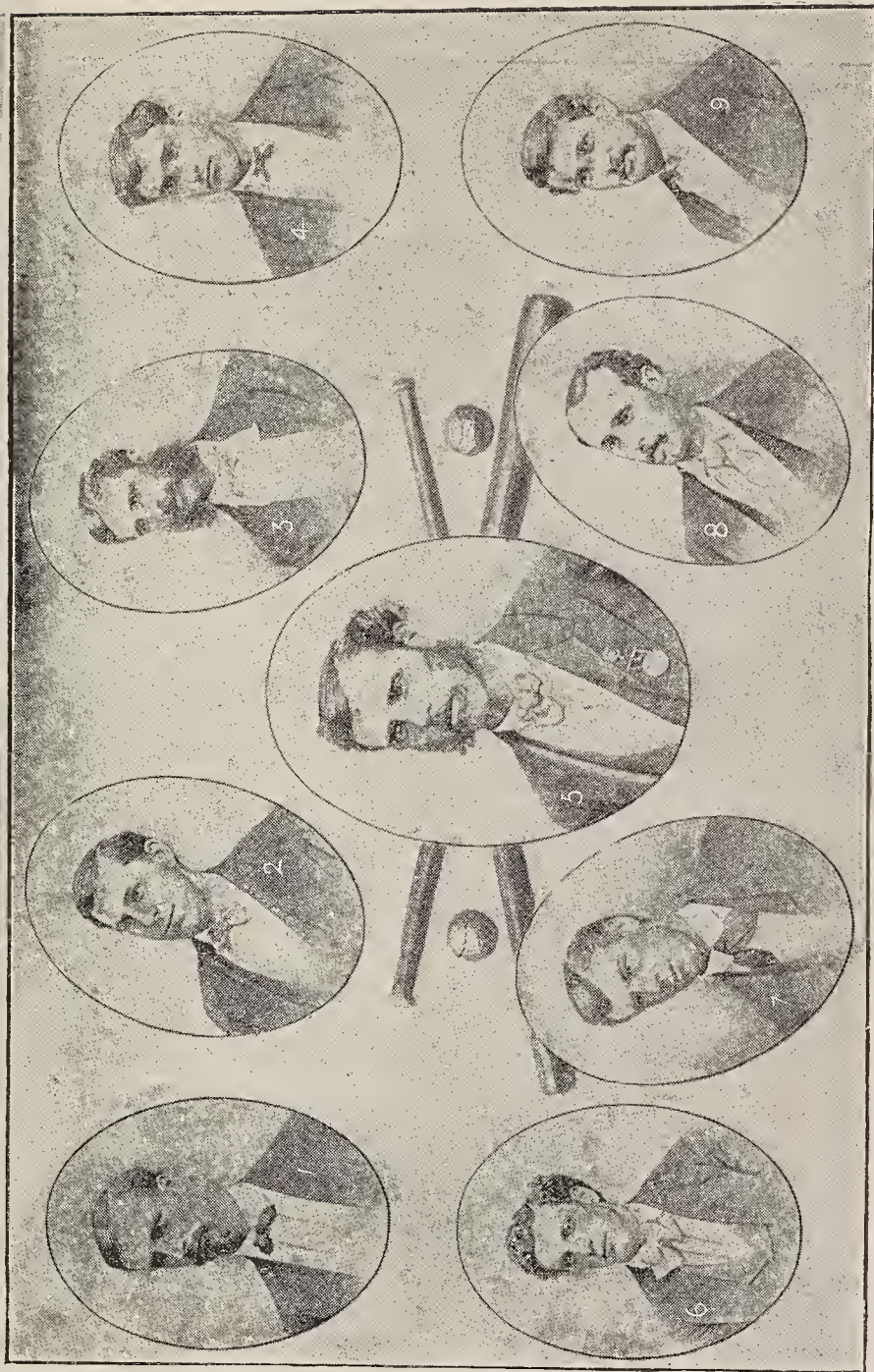
Must Keep Contesting Nines Playing,	(3)	56
Must Count and Call Balls,	(4)	56
Umpire Must Call Play,		57
Umpire Allowed to Call Time,		58
Umpire is Empowered to Inflict Fines,		59
For Indecent Language,	(1)	59
Wilful Failure of Captain to Remain within Bounds,	(2)	59
Disobedience of a Player,	(3)	59
Shall Notify Captain,	(4)	59
Repetition of Offences,	(5)	59

FIELD RULES.

No Club Shall Allow Open Betting,	60
Who Shall be Allowed in the Field,	61
Audience Shall Not be Addressed,	62
Every Club shall Furnish Police Force,	63

GENERAL DEFINITIONS.

Play,	64
Time,	65
Game,	66
An Inning,	67
A Time at Bat,	68
Legal,	69
Scoring,	70
Batting,	(1) 70
Runs Made,	(2) 70
Base Hits,	(3) 70
Sacrifice Hits,	(4) 70
Fielding,	(5) 70
Assists,	(6) 70
Errors,	(7) 70
Stolen Bases,	(8) 70
Earned Runs,	(9) 70
The Summary,	71
Number of Earned Runs,	(1) 71
Number of Two Base Hits,	(2) 71
Number of Three Base Hits,	(3) 71
Number of Home Runs,	(4) 71
Number of Stolen Bases,	(5) 71
Number of Double and Triple Plays,	(6) 71
Bases on Called Balls,	(7) 71
Bases From being Hit,	(8) 71
Men Struck Out,	(9) 71
Passed Balls,	(10) 71
Wild Pitches,	(11) 71
Time of Game,	(12) 71
Name of Umpire,	(13) 71



The Famous Red Stockings of 1869.



Rock Island-Moline. Champions of the Western Association, '94.



Sioux City Base Ball Club. Champions of the Western League, '94.



Petersburg Base Ball Club. Champions of the Virginia League, '94.

Rules Appendix.

We have very little to comment upon this year in regard to the amendments made to the playing rules of the game, alike by the special committee appointed to revise them, or by the committee of the whole who do the final work of revision. No improvement in this branch of League legislative work, too, may be looked for until a regular and permanent committee of rules be appointed, with President Young as its continuous chairman, aided by the chief of the umpire staff, Harry Wright, and one member of the League, a member like Mr. Byrne, who has done more since he has been in the League to really improve the game than any other of the several members of the rules committee since 1891. Moreover, the report sent in by this proposed permanent committee of rules should not be changed by the committee of the whole at the spring meetings except by a two-thirds vote. As it is now, the whole business would likely be spoiled by the final revision made by a simple majority vote.

The changes made by the committee of 1894, in several instances did not improve the game at all. The amendment made to the bat rule, which removed the restrictions as to size, was absurd. The League did well to throw it out. The gain in the diameter of the bat, though small, will have its effect on the batting. A quarter of an inch is not much, but it will tell. The abolition of the "mitt," except for catchers and first basemen, was a good move, as was the introduction of a penalty for the failure of umpires to prevent "kicking." One change introduces a new experiment, and that is the call of a strike on every foul tip caught on the fly. The calls of strikes will be more numerous than ever, viz., the regular strikes, the strikes on foul bunts and on foul tips.

As to the change made in the pitcher's plate, nothing was gained by it. The pitcher will still violate the rule requiring him to have his foot in contact with the rubber plate, as he did last year. He cannot get a firm foothold by placing his foot on the rubber. What was wanted was a hollow, oblong square, 12 x 36 inches, in which the pitcher could have obtained a good, firm foothold within the box, and not as now, outside of it, as he now has to, to secure a good standpoint for his pivot foot outside of the box.

Not a single change was made in the badly-worded scoring rules, and in consequence the same old premium for record batting is offered to every "fungo" hitter in the ranks. Each member of the committee still walks in the same old rut in this respect.

One of the best changes was the following: Rule 59 reads now so that players using "vulgar, indecent, or other improper language" shall be fined \$25 and \$100, instead of \$5 and \$25. In Rule 59, Section 4 was stricken out and the following substituted: "Upon notification from an umpire that a fine has been imposed upon any manager, captain or player, the secretary shall forthwith notify the person so fined, and also the club of which he is a member, and in the event of the failure of the person so fined to pay the amount within five days, he shall be debarred from participating in any championship game until such fine is paid."

The committee still retained that problem in mathematics contained in the first rule, a description of how to lay out a field which would puzzle a Yale quarterback.

The change made in Rule 45, Section 1, is a good one. Only the batsman who has failed to bat in his proper turn can be declared out, not those who have batted out of turn in consequence of the former's error.

It will now cost a kicker \$25 at least, for indulging in his "hustling" tactics.

That was a much-needed resolution adopted by the League forbidding any club from paying a single fine inflicted on a player.

NATIONAL LEAGUE AND AMERICAN ASSOCIATION SCHEDULE.

SEASON OF 1895.

CLUBS.	In Boston.	In Brooklyn.	In New York.	In Philadel'a	In Baltimore	In Wash'g'n.	In Pittsb'rgh	In Cleveland	In Cincinn'ti	In L'uiv's'e	In Chicago	In St. L'u'is
Boston...	June 19, 20, 21 Aug. 6, 7, 8	July 3, 4, 4 Sept. 23, 24, 25	Apr. 24, 25, 26 Sept. 11, 12, 14	June 29 July 1, 2 Aug. 16, 17, 19	Apr. 27, 29, 30 Sept. 13, 14, 15	Apr. 20, 22, 23 Sept. 27, 28, 30	May 23, 24, 25 July 6, 8, 9	May 13, 14, 15 July 25, 26, 27	May 20, 21, 22 July 15, 16, 17	May 16, 17, 18, 9 July 10, 11, 13	May 9, 10, 11 July 18, 19, 20	May 6, 7, 8 July 22, 23, 24
Brooklyn.	June 19, 20, 21 Aug. 6, 7, 8	Apr. 18, 20, 22 Aug. 2, 5, 17	July 30, 31 Aug. 1 Sept. 27, 28, 30	Apr. 24, 25, 26 Sept. 11, 12, 14	Apr. 27, 29, 30 Sept. 16, 17, 18	May 6, 7, 8 July 10, 11, 13	May 20, 21, 22 July 18, 19, 20	May 9, 10, 11 July 6, 7, 8	May 23, 25, 26 July 14, 15, 16	May 16, 18, 19 July 21, 22, 23	May 12, 13, 14 July 25, 27, 28
New York	June 22, 24, 25 Sept. 19, 20, 21	June 29 July 1, 2 Aug. 3, 16, 19	May 2, 3, 4 Aug. 13, 14, 15	June 26, 27, 28 Aug. 9, 10, 12	July 30, 31 Aug. 1 Sept. 23, 24, 25	May 16, 17, 18 July 25, 26, 27	May 23, 24, 25 July 10, 11, 13	May 6, 7, 8 July 22, 23, 24	May 9, 10, 11 July 18, 19, 20	May 13, 14, 15 July 6, 8, 9	May 20, 21, 22 July 15, 16, 17
Philadel- phia.	June 26, 27, 28 Aug. 2, 3, 5	June 22, 24, 25 Aug. 9, 10, 12	Apr. 27, 29, 30 Sept. 16, 17, 18	Apr. 18, 20, 22, Sept. 23, 24, 25	Apr. 24, 25, 26 July 3 Sept. 11, 12	May 13, 14, 15 July 18, 19, 20	May 16, 17, 18 July 6, 8, 9	May 23, 24, 25 July 25, 26, 27	May 6, 7, 8 July 22, 23, 24	May 20, 21, 22 July 15, 16, 17	May 10, 11 July 11, 12, 13
Baltimore	July 30, 31 Aug. 1 Sept. 27, 28, 30	Apr. 18, 20, 22, Sept. 23, 24, 25	June 19, 20, 21 Aug. 6, 7, 8	June 24, 25 July 1 Aug. 2, 5, 16	May 9, 10, 11 July 22, 23, 24	May 6, 7, 8 July 15, 16, 17	May 12, 13, 14 July 18, 20, 21	May 20, 21, 22 July 25, 27, 28	May 23, 25, 26 July 11, 13, 14	May 16, 18, 19 July 6, 7, 8
Washing- ton.	April 19 May 2, 4 Aug. 9, 10, 12	June 19, 20, 21 Aug. 6, 7, 8	June 19, 20, 21 Aug. 6, 7, 8	July 4, 4 Sept. 27, 28, 30	June 22, 29 July 2 Aug. 3, 17, 23	May 20, 21, 22 Sept. 7, 7, 9	May 9, 10, 11 July 22, 23, 24	May 16, 18, 19 July 10, 13, 14	May 12, 13, 14 July 18, 20, 21	May 6, 7, 8 July 25, 27, 28	May 24, 25, 26 July 19, 20, 21

CLUBS.	In Boston.	In Brooklyn.	In New York	In Philadel ^a	In Baltimore.	In Wash'g'n.	In Pittsb'rg'h	In Cleveland	In Cincinn ^{ti}	In L'uivsv'e	In Chicago	In St. L'uiss
Pitts- burgh.	June 5, 6, 7 Aug. 24, 26, 27	June 1, 4, 10 Aug. 20, 22 Sept. 5	June 3, 8, 11 Aug. 21 Sept. 4, 6	June 15, 17, 18 Aug. 31 Sept. 2, 3	June 12, 13, 14 Aug. 28, 29, 30	May 28, 30, 30 July 16, 17 Aug. 19	July 1, 2, 3 Aug. 1, 2, 3	Apr. 23, 24, 25 Aug. 12, 13, 14	Apr. 18, 19, 20 Sept. 23, 24, 25	June 24, 25, 26 Aug. 15, 16, 17	April 26, 27, 29 Sept. 26, 27, 28
Cleveland	June 15, 17, 18 Aug. 28, 29, 30	May 30, 30 June 13 Aug. 31 Sept. 4, 6	May 28 June 12, 14 Sept. 2, 2, 5	June 8, 10, 11 Aug. 24, 26, 27	June 1, 3, 4 Sept. 7, 9, 10	June 5, 6, 7 Aug. 20, 21, 22	July 4, 4, 5 Sept. 19, 20, 21	Apr. 18, 20, 21 May 26 Jy 28 Au 18	Apr. 27, 28, 29 Sept. 26, 28, 29	June 20, 22, 23 Aug. 8, 9, 10	April 23, 24, 25 Sept. 12, 14, 15
Cincin- nati.	June 1, 3, 4 Aug. 31 Sept. 2, 2	June 5, 7, 17 Aug. 29 Sept. 7, 10	June 6, 15, 18 Aug. 28, 30 Sept. 9	May 28, 30, 30 Aug. 20, 21, 22	June 8, 10, 11 Aug. 24, 26, 27	June 12, 13, 14 Sept. 4, 5, 6	May 1, 2, 4 Sept. 11, 12, 14	Aug. 15, 16, 17 Sept. 16, 17, 18	July 1, 2, 3 Au. 1, 3 Sept. 22	July 4, 4, 5 Aug. 5, 6, 7	June 20, 22, 23 Sept. 23, 24, 25
Louisville	June 8, 10, 11 Aug. 20, 21, 22	June 6, 15, 18 Aug. 26, 28, 30	June 5, 7, 17 Aug. 24, 27, 29	June 12, 13, 14 Sept. 7, 7, 9	May 28, 30, 30 Sept. 4, 5, 6	June 1, 3, 4 Aug. 31 Sept. 2, 3	June 19, 20, 22 Aug. 8, 9, 10	June 24, 25, 26 Aug. 5, 6, 7	June 27, 29, 30 Aug. 4 Sept. 19, 21	May 2, 4, 5 Sept. 12, 14, 15	July 4, 4, 5 Aug. 16, 17, 18
Chicago..	June 12, 13, 14 Sept. 4, 5, 6	May 28 June 8, 11 Sept. 2, 2, 9	May 30-30 June 10 Aug. 31 Sept. 7, 10	June 1, 3, 4 Aug. 28, 29, 30	June 5, 6, 7 Aug. 20, 21, 22	June 15, 17, 18 Aug. 24, 26, 27	July 29, 30, 31 Sept. 16, 17, 18	June 27, 28, 29 Sept. 23, 24, 25	Apr. 27, 28, 29 Sept. 26, 28, 29	Apr. 23, 24, 25 Aug. 11, 12, 13	April 18, 20, 21 Sept. 20, 21, 22
St. Louis.	May 28, 30, 30 Sept. 7, 9, 10	June 3, 12, 14 Aug. 21, 24, 27	June 1, 4, 13 Aug. 20, 22, 26	June 5, 6, 7 Sept. 4, 5, 6	June 15, 17, 18 Aug. 31 Sept. 2, 2	June 8, 10, 11 Aug. 28, 29, 30	June 27, 28, 29 Aug. 5, 6, 7	May 1, 2, 4 Aug. 12, 13, 14	May 5 June 24, 25 Aug. 8, 10, 11	July 29, 30, 31 Sept. 16, 17, 18	June 30 July 1, 2 1, 3, 4

OUR ILLUSTRATIONS.

The readers of the OFFICIAL GUIDE will receive with pleasure the innovation of this year, which for the first time, presents to them twenty-one pages of half-tone portraits of all the leading clubs and players of America.

Old-timers will appreciate the picture of the famous Red Stockings of '69.

Herewith we present a key. The individual players in each group are numbered to correspond with the numbers in the following list :

BALTIMORE BASE BALL CLUB. '94.

1, Ed Hanlon ; 2, H. R. Von der Horst ; 3, H. H. Von der Horst ; 4, W. Brodie ; 5, George Hemming ; 6, W. Robinson ; 7, D. Brouthers ; 8, J. McMahon ; 9, W. Clark ; 10, W. Brown ; 11, Charles Esper ; 12, J. Kelly ; 13, H. Reitz ; 14, "Kid" Gleason ; 15, F. Bonner ; 16, J. McGraw ; 17, H. Jennings ; 18, W. Keeler ; 19, W. V. Hawke.

NEW YORK BASE BALL CLUB, '94.

(Photograph copyrighted by Prince, New York and Washington.)

1, Park A. Wilson ; 2, Charles A. Farrell ; 3, George Van Haltren ; 4, Roger Connor ; 5, Joutt Meekin ; 6, Huyler Westervelt ; 7, Amos Rusie ; 8, W. H. Clark ; 9, Lester German ; 10, John J. Doyle ; 11, John Ward ; 12, M. Tiernan ; 13, Geo. S. Davis ; 14, W. B. Fuller ; 15, James Stafford ; 16, W. H. Murphy.

PHILADELPHIA BASE BALL CLUB, '94.

1, Callahan ; 2, Allen ; 3, Delchanty ; 4, Boyle ; 5, Thompson ; 6, Taylor ; 7, Hamilton ; 8, Reilly ; 9, Clements ; 10, Weyhing ; 11, Hallman ; 12, Irwin ; 13, Carsey ; 14, Haddock ; 15, Hartman ; 16, Sharrott ; 17, Turner ; 18, Grady.

BROOKLYN BASE BALL CLUB, '94.

1, G. Tredway ; 2, M. G. Griffin ; 3, T. P. Burns ; 4, P. Gilbert ; 5, Wm. Shindle ; 6, T. W. Corcoran ; 7, T. P. Daly ; 8, T. F. Kinslow ; 9, D. L. Foutz (Manager) ; 10, C. F. Dailey ; 11, G. Lachance ; 12, G. Q. Shoch ; 13, William Kennedy ; 14, D. W. Daub ; 15, G. O. Sharrott ; 16, E. F. Stein.

CLEVELAND BASE BALL CLUB, '94.

1, Tebeau ; 2, O'Connor ; 3, Young ; 4, Burkett ; 5, Ewing ; 6, McAleer ; 7, McGarr ; 8, Childs ; 9, McKean ; 10, Dewald ; 11, Virtue ; 12, Clarkson ; 13, Cuppy ; 14, Fisher ; 15, Zimmer.

PITTSBURGH BASE BALL CLUB, '94.

1, Shiebeck ; 2, Bierbauer ; 3, Sugden ; 4, Mack ; 5, Beckley ; 6, Smith ; 7, Lukens ; 8, Lyons ; 9, Colcolough ; 10, Donovan ; 11, Killen ; 12, Buckenberger ; 13, Ehret ; 14, Stenzel ; 15, Glasscock ; 16, Gumbert ; 17, Nicol.

CINCINNATI BASE BALL CLUB, '94.

1, Chas. Comiskey ; 2, Frank Dwyer ; 3, Elton Chamberlain ; 4, Geo. Cross ; 5, Thos. Parrott ; 6, Morgan Murphy ; 7, Harry Vaughn ; 8, Frank Motz ; 9, John McPhee ; 10, Arlie Latham ; 11, Geo. Smith ; 12, Jas. Holliday ; 13, Wm. Hoy ; 14, John McCarthy ; 15, Jas. Canavan.

ST. LOUIS BASE BALL CLUB, '94.

1, A. G. Cooley ; 2, A. Twineham ; 3, T. Dowd ; 4, Thomas Hannigan ; 5, M. F. Hogan ; 6, T. Breitenstein ; 7, Harry Staley ; 8, Roger Connor ; 9, Tom Brown ; 10, C. H. Peitz ; 11, J. H. McDougal ; 12, F. Ely.

WASHINGTON BASE BALL CLUB, '94.

1, Charles Petty ; 2, Sam Wise ; 3, Joe Mulvey ; 4, Wm. Hassamer ; 5, W. Black ; 6, Charles Esper ; 7, Ed Cartwright ; 8, Wm. Joyce ; 9, Geo. Tebeau ; 10, Geo. Stephens ; 11, Jas. McGuire ; 12, G. H. Schmelz ; 13, Otis Stockdale ; 14, Jos. Sullivan ; 15, Frank Ward ; 16, Al Selbach ; 17, John Egan ; 18, John McMahon ; 19, Paul Radford ; 20, D. E. Dugdale ; 21, W. B. Mercer.

SIOUX CITY BASE BALL CLUB, '94.

1, E. Cunningham ; 2, A. Stewart ; 3, H. Howe ; 4, Chas. Marr ; 5, W. F. Hart ; 6, F. Parvin ; 7, Chas. Jones ; 8, W. H. Watkins (Manager) ; 9, J. Walsh ; 10, Geo. H. Hogreiver ; 11, F. Genins ; 12, A. Twineham ; 13, F. Kraus ; 14, J. Newell.

ROCK ISLAND-MOLINE BASE BALL CLUB, '94.

1, Al Mauck ; 2, Belden Hill ; 3, W. F. Kreig ; 4, Paddy Lynch ; 5, Wm. Zeis ; 6, Harry Sage (Manager) ; 7, Harry Burrell ; 8, J. A. Andrews ; 9, Joe Cantillon (Captain) ; 10, Dan Sweeney.

PETERSBURG BASE BALL CLUB, '94.

1, Jno. Farrell ; 2, H. F. Keefer ; 3, J. McJannes ; 4, R. Pender ; 5, John Foreman ; 6, Mike Trost ; 7, Geo. Kelly ; 8, R. Stafford ; 9, L. W. Smith ; 10, Bert Myers ; 11, Stewart Sanford ; 12, Ed Leach ; 13, S. T. Honeycutt.

YALE TEAM, '94.

1, J. B. Speer ; 2, C. H. George ; 3, F. Murphy ; 4, F. Rustin ; 5, H. M. Keator ; 6, A. A. Bigelow ; 7, G. B. Case ; 8, M. J. Warner ; 9, W. F. Carter ; 10, J. R. Quinby ; 11, T. S. Arbuthnot ; 12, F. B. Stephenson ; 13, G. O. Redington ; 14, E. R. Trudeau ; 15, J. C. Greenway.

HARVARD TEAM, '94.

1, C. J. Paine ; 2, E. W. Ames ; 3, J. H. Williams ; 4, J. Wiggins ; 5, P. W. Whittemore ; 6, B. Cook, Jr. ; 7, A. Winslow ; 8, A. A. Highlands ; 9, F. M. Carthy ; 10, J. Corbett ; 11, R. Paine ; 12, R. Stevenson ; 13, J. J. Hayes ; 14, D. D. Scannell ; 15, H. Dickinson ; 16, W. J. O'Malley.

PRINCETON TEAM, '94.

1, Payne ; 2, Bradley ; 3, King ; 4, Brooks ; 5, Trenchard ; 6, Otto ; 7, Forsythe ; 8, Gunster ; 9, W. D. Ward ; 10, Mackenzie (Captain) ; 11, P. Ward ; 12, Lindsay ; 13, Small ; 14, Altman ; 15, Williams.

UNIVERSITY OF PENNSYLVANIA TEAM, '94.

1, Blair ; 2, Brown ; 3, Sinclair ; 4, Stokes ; 5, Dickson ; 6, Blakely ; 7, Reese ; 8, Hollister ; 9, Higgins ; 10, Mintzner ; 11, Coogan ; 12, Thomas ; 13, Gelbert ; 14, Goeckel.

THE FAMOUS RED STOCKINGS.

1, Charles Gould, First Base ; 2, Charles Sweasey, Second Base ; 3, Asa Brainard, Pitcher ; 4, Cal McVey, Right Field ; 5, Harry Wright, Centre Field (Capt.) ; 6, George Wright, Short Stop ; 7, "Dug" Allison, Catcher ; 8, Fred Waterman, Third Base ; 9, Andy Leonard, Left Field.

A Compliment to the Editor of The Guide.

At the annual meeting of the National League, held at the Fifth Avenue Hotel, New York, on Nov. 15, 1894, on a motion made by C. H. Byrne, president of the Brooklyn club, Henry Chadwick, the veteran base ball writer, and editor of the League GUIDE since 1881, was, by a unanimous vote, made an honorary member of that body. This honor has been conferred upon but four other persons in the history of the League, namely: A. G. Mills, of New York, ex-President of the League; A. G. Spalding, of Chicago; George W. Howe, of Cleveland, and John B. Day, of New York. In presenting Mr. Chadwick's name Mr. Byrne spoke enthusiastically of the effective work the veteran had done for years in popularizing base ball, and called attention to the fact that Mr. Chadwick was the recognized authority in all matters pertaining to base ball, and to him more than any other individual living is due the credit for the present almost perfect code of rules governing the game.

The League subsequently appointed a committee, consisting of President N. E. Young, C. H. Byrne, of Brooklyn, and A. J. Reach, of Philadelphia, to prepare a proper address to Mr. Chadwick, and to have same engrossed and framed for presentation. The result of their official duty was an exceptionally handsome piece of engrossing, set in a gilt frame. A pastel portrait of Mr. Chadwick is in the centre of a decorative scroll on which is the following testimonial:

The
NATIONAL LEAGUE AND AMERICAN ASSOCIATION
of
PROFESSIONAL BASE BALL CLUBS OF THE UNITED STATES
to
HENRY CHADWICK.

At a regular annual meeting of the National League and American Association of Professional Base Ball Clubs, held in New York City, November 15, 1894, all twelve clubs being present.

MR. HENRY CHADWICK,
of Brooklyn, N. Y.,
was by a unanimous vote elected an
HONORARY MEMBER
of this body.

In conferring this membership this organization pays the highest tribute in its power to one who, during a number of years almost as great as is usually allotted to man to live, has unselfishly devoted his time, his talents and his energies, by voice and pen, to establish BASE BALL as the NATIONAL GAME of America.

At all times and in all places he has diligently worked for its DEVELOPMENT, and battled for its INTEGRITY, its HONESTY and the PURITY of its methods.

He has been an unflinching foe of those within the ranks who permitted any stigma to attach to it and a gallant defender against any attack from without, touching its good name and fame. Always a devoted friend of the honest ball player, he has been a never-failing advocate of the rights of and the respect due the umpire. His advice and good offices most frequently sought have ever been readily given, and to the benefit and advantage of all.

We pay this tribute with pleasure and deference to

HENRY CHADWICK,

who now in the full of his years and after a long life of usefulness to his fellow man, still lives to see the fruition of his fondest hopes, and base ball, which he has fostered and upheld, pleaded for and battled for, now established forevermore as our national game.

The National League and American Association of Professional Base Ball Clubs, Boston, New York, Brooklyn, Philadelphia, Baltimore, Washington, Pittsburgh, Cleveland, Cincinnati, Louisville, St. Louis, Chicago.

N. E. YOUNG,
C. H. BYRNE, } Committee.
A. J. REACH, }

NEW YORK, November 15, 1894.

This Trade Mark



The Standard of Comparison
The World Over,

and which has stood the test of years, will be stamped in the future, as in the past, on all goods manufactured by us and will guarantee each article, from the cheapest to the highest priced, as the very best that can be produced for the money.

But this additional Trade Mark—



will be placed on the “**Highest Quality**” goods in their respective line and will be a further guarantee that the article so stamped represents the very highest grade of material, workmanship and finish, and the most perfect in design our past experience enables us to produce.

Our Complete Catalogue of “**SPRING AND SUMMER SPORTS**”
Mailed **FREE** to any Address.

A. G. SPALDING & BROS.,
NEW YORK. CHICAGO. PHILADELPHIA.

SPALDING'S COMPLETE UNIFORMS.




Our line of flannels for Base Ball Uniforms consists of five qualities and over forty different patterns. Each grade is kept up to the highest point

of excellence, and patterns changed every season; base ball players may be assured that whatever grade of uniform is selected, it will be the very best that can be furnished for the money. On orders for complete sets of uniforms, we make no charge for lettering; on orders for single suits we charge *Five Cents* per letter. Special measurement blanks, samples of flannel and belt webbing for all the following uniforms furnished on application.



No. 0. Uniform, complete, Plain Pants.....	\$14.00
No. 1. Uniform, complete, Plain Pants.....	11.00
No. 2. Uniform, complete, Plain Pants.....	8.40
No. 3. Uniform, complete, Plain Pants.....	6.00
No. 4. Uniform, complete, Plain Pants.....	4.25
No. 5. Uniform, complete. Plain Pants.....	2.75
On No. 0 Uniform, Padded Pants extra.....	1.00
On Nos. 1, 2, 3 and 4 Uni- forms, Padded Pants.....	.75



OUR COMPLETE CATALOGUE OF SPRING and SUMMER SPORTS,

HANDSOMELY ILLUSTRATED,

And Containing Every Requisite for **Athletic Sports**, mailed free to any address.



A. G. SPALDING & BROS.,

NEW YORK.

CHICAGO.

PHILADELPHIA.

ATHLETIC UNIFORMS

AND

Wearing Apparel for All Sports.

SPORTSMEN'S WEAR



OUR BROOKLYN FACTORY.

Bicycle Suits, Sweaters, Tennis Suits, Jerseys, Athletic Shoes, Knee Pants, College and Full Tights, Outing Caps, Ladies' & Gentlemen's Belts.

In Cotton, Worsted, Silk and Leather.

BARNARD'S Celebrated A 1 Shooting Coat, Shooting Trousers, Shooting Hats and Caps, Gun Cases, Cartridge Belts, Revolver Holsters.

And an Important Line of Leggings.

GEO. BARNARD & CO.,

Sixth Ave. and Pacific St., BROOKLYN.
199-201 Madison St., CHICAGO, ILL.

Strictly Manufacturers.

SEND FOR OUR ILLUSTRATED CATALOGUE.

SPALDING'S CATCHERS' MITTS.

Made in Rights and Lefts, and without Throwing Gloves.



Highest Quality Mitt, made of the finest selected leather, heavily padded and laced all around..... Each, **\$7.50**



No. 7/0.

The "Morrill" Mitt.

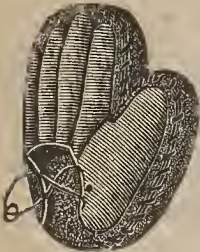
Special design, made of finest drab buckskin, heavily padded; a soft, easy fitting mitt..... Each, **\$6.00**



No. 5/0. Spalding's League Mitt, finest selected hogskin, laced back and well padded; a strong, durable mitt. Each, **\$5.00**

No. 0X.

No. 0X. Spalding's "Decker Patent" Mitt, hand of soft deerskin, back of selected hogskin, laced, and sole leather reinforce on back for additional protection, well made and padded; the original catchers' mitt. Each, **\$3.50**



No. 3.

No. 0. Spalding's Catchers' Mitt, hand of soft tanned deerskin, back-piece selected hogskin, laced back and well padded. Each, **\$3.00**

No. A. Spalding's Amateur Mitt, extra quality leather, heavily padded, lace back Each, **\$2.00**

No. 3. Spalding's Practice Mitt, hand of grain leather, back of sheepskin, laced all around and well padded. Each, **\$1.00**

Boys' Mitts.

No. OXB. Spalding's "Decker Patent" Boys' Mitt, hand-piece of velvet tanned deerskin, back of fine hogskin, sole leather reinforced patent back for extra protection to fingers, laced and heavily padded. Each, **\$2.00**

No. 2. Spalding's Boys' Mitt, tanned buckskin, laced back and nicely padded..... Each, **\$1.50**

No. 4. Spalding's Boys' Mitt, front and back grain leather, hand-piece yellow tanned sheepskin, laced back and well padded..... Each, **50c.**

No. 5. Spalding's Boys' Mitt, leather front hand-piece; a strong and durable glove for boys..... Each, **25c.**



No. 2.

Our Complete Illustrated Catalogue Mailed Free.

A. G. Spalding & Bros.,

**CHICAGO, PHILADELPHIA,
NEW YORK.**

OUR LATEST NOVELTY

THE

“BABY”

SEWING MACHINE

A Perfect Little Machine.

CHARGES PREPAID to any Express or Post Office in the United States.

It is not a toy, but a perfect little Sewing Machine, and **Warranted to do Good Sewing** on any material that can be used on the regular sewing machine.

It uses the Wilcox & Gibbs No. 2 needle and the regular No. 60 thread. It makes a chain stitch.

It has a patent finger protector which absolutely prevents the smallest child from getting its finger under the needle, either by accident or intent.

It has a tension screw for regulating the tension.

It is simple in construction, cannot get out of order, and the smallest child

Fastened by Clamp furnished with each machine, but not shown in cut.

can successfully work it. It is attached to table, chair or any convenient place by clamp, which is furnished with each machine. It has no attachment of any kind, is intended to do plain sewing only, and is not offered as a substitute for the family sewing machine. It is sent, complete, in a wood box, securely packed, and the machine properly adjusted, with thread, clamp, needles, and everything necessary to begin sewing the minute it is opened up. Simple directions for its operation on each box.

Each machine is thoroughly tested before leaving the factory and a sample of its sewing left on the plate. The price, \$2.50, must be sent with order, and we will then send it to your nearest Express Office, all charges paid, or to any Post Office in the United States in registered package. Not sent C. O. D. Agents wanted everywhere. Write for terms.

Price, \$2.50. Charges Prepaid.

Our Complete Catalogue contains thousands of the latest and most interesting Novelties as well as all requisites for Athletic Sports and Pastimes. Mailed free on application.

PECK & SNYDER,

11 and 13 BEEKMAN ST.,

P. O. Box 2751.

NEW YORK CITY.

Spalding's Base Ball Goods.

Spalding's Basemen's Mitts.

Made in Rights and Lefts.



No. 4X.

No. 3X. *The Spalding*
BEST QUALITY

Base Mitt, finest velvet tanned buckskin, perfectly padded, highest quality.

Each, \$3.00

No. 4X. Spalding's Basemen's Mitt, soft tanned brown leather, fine felt padding, made in rights and lefts. Each, \$2.00

No. 5X. Spalding's Basemen's Mitt, made of special gold tanned leather, well padded, rights and lefts. Each, \$1.00

No. 6X. Spalding's Boys' Basemen's Mitt, same as our No. 5X, but smaller sizes. Each, 50c.

Spalding's Basemen's Mitt.

In Rights and Lefts.



No. BX. *The Spalding*
BEST QUALITY

Basemen's Mitt, finest velvet tanned buckskin, laced edge, perfectly padded, highest quality.

Each, \$4.00

Spalding's Infielders' Glove.

In Rights and Lefts.



No. 2X. *The Spalding*
BEST QUALITY

Infielders' Glove, finest velvet tanned buckskin, perfectly padded, highest quality.

Each, \$3.00

No. X. Spalding's Amateur Infielders' Glove.

Each, \$1.50

Spalding's Body Protectors.

GRAY'S PATENT.

Made of rubber and inflated with air. The only safe and reliable Body Protector.



	EACH.
No. 00. Umpire Body Protector.	\$10.00
No. 0. League " "	10.00
No. 1. Amateur " "	6.00
No. 2. Boys' " "	5.00

Our complete Catalogue of "Spring and Summer Sports," mailed free to any address.

A. G. SPALDING & BROS.,
New York. Chicago. Philadelphia.

WE ARE THE ONLY BUILDERS OF THE
GENUINE
FAMOUS ST. LAWRENCE RIVER SKIFF.

AVOID WORTHLESS IMITATIONS.



TRADE MARK

Look for our trade-mark shield, which is placed on every boat of our manufacture.


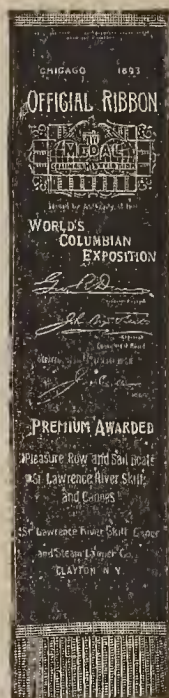
Our eight boats, St. Lawrence River Skiffs; rowboats; sailing canoes; paddling canoe; yacht tender and small sail yacht, received

HIGHEST POSSIBLE AWARDS
 At WORLD'S COLUMBIAN EXPOSITION.

We build **HIGH GRADE** Pleasure Craft of all kinds, from Canoe to Steam Launch.

Our single-hander Sail Boats, of modern built, fin-keel type, are immensely successful cruisers and racers.


On receipt of application, we will mail to any address our **HANDSOMELY ILLUSTRATED AND DESCRIPTIVE CATALOGUE.**



ST. LAWRENCE RIVER
SKIFF, CANOE AND
STEAM LAUNCH CO.,
CLAYTON,
Jefferson County,
N. Y.

SPALDING'S BASE BALL GOODS.

Spalding's Club Bat Bags.



No. 2.

EACH.

- | | | |
|--------|---|---------|
| No. 0. | League Club Bag, sole leather, for 18 bats..... | \$15.00 |
| No. 1. | Canvas Club Bag, leather ends, for 24 bats..... | 5.00 |
| No. 2. | Canvas Club Bag, leather ends, for 12 bats..... | 4.00 |

Individual Bags.



No. 02.

EACH.

- | | | |
|---------|--|--------|
| No. 01. | Sole Leather Bag, for two bats..... | \$4.00 |
| No. 02. | Heavy Canvas Bag, leather reinforce at both ends.... | 1.50 |
| No. 03. | Canvas Bag, leather reinforce at one end..... | 1.00 |

Athletes' Uniform Bag.



For carrying Base Ball and other Uniforms, made to roll, and will not wrinkle or soil same, separate compartment for shoes.

EACH.

- | | | |
|--------|--------------|--------|
| No. 1. | Canvas..... | \$2.50 |
| No. 2. | Leather..... | 3.50 |

Spalding's Bases.



Three Bases to a set.

PER SET.

- | | | |
|--------|---|--------|
| No. 0. | League Club Bases, extra quality, quilted, with spikes..... | \$7.50 |
| No. 1. | Best Canvas Bases, not quilted, with spikes..... | 5.00 |
| No. 2. | Ordinary Canvas Bases, with spikes..... | 4.00 |

Home Plates.



No. 1. Rubber Home Plate, League regulation, complete, with spikes.....

EACH. \$7.50

No. 2. Marble Home Plates, best quality.....

2.00

No. 3. Plate for Pitcher's Box.....

5.00



No. 0.

Spalding's Indicators.

EACH.

- | | | |
|--------|------------------------|--------|
| No. 0. | Umpire Indicators..... | \$0.50 |
| No. 1. | Scoring Tablets..... | .35 |

Our Complete Catalogue of "Spring and Summer Sports" Mailed Free to Any Address.

A. G. SPALDING & BROS.,

NEW YORK.

CHICAGO.

PHILADELPHIA.

Wright & Ditson

SEND FOR OUR
COMPLETE
ILLUSTRATED
CATALOGUE

Manufacturers of the

Famous Campbell Racket



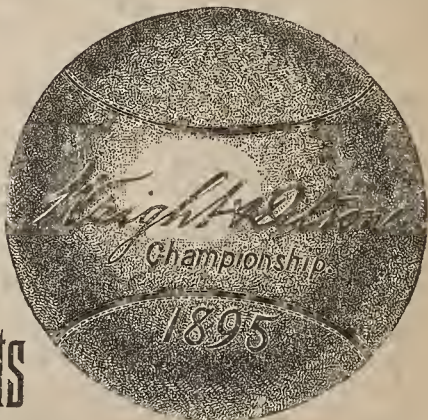
Publishers of the
OFFICIAL
LAWN TENNIS
GUIDE

FOR 1895....

Price
15
Cents

Lawn
Tennis
Base Ball
Athletic Goods

Uniforms
FOR ALL
Out Door Sports



Wright & Ditson's Championship Ball

Adopted by the United States Lawn Tennis Association, Intercollegiate Lawn Tennis Association, Southern Lawn Tennis Association, Canadian Lawn Tennis Association, and other Associations of the United States and Canada.

Retail, 344 Washington St.
Wholesale, 95 Pearl St.

BOSTON, MASS.

SPALDING'S ATHLETIC LIBRARY.

*Published Monthly. Each Number Complete.
Devoted to all kinds of Sports.*

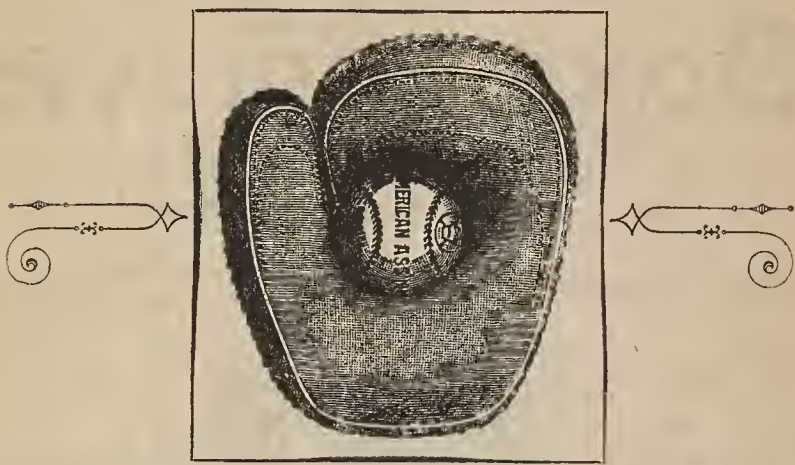
- No. 1. LIFE AND BATTLES OF JAMES J. CORBETT.
No. 2. INDIAN CLUBS AND DUMB BELLS. By J. H. DOUGHERTY, Amateur Champion of America.
No. 3. BOWLING. By A. E. VOGELL. Containing instructions How to Bowl, How to Score, How to Handicap.
No. 4. BOXING. This book is, without doubt, the most valuable manual of its kind ever published. It is fully illustrated.
No. 5. GYMNASTICS. By ROBERT STOLL, N. Y. A. C., America's Champion on the Flying Rings since 1885.
No. 6. LAWN TENNIS. By O. S. CAMPBELL.
No. 7. BASE BALL. By WALTER CAMP.
No. 8. GOLF. By J. STUART BALFOUR.
No. 9. ATHLETES' GUIDE. Articles on Training, Sprinting, Throwing Weights, Walking, etc., and Rules for Government of Athletic Games.
No. 10. CROQUET. Official Rules of the Game as adopted by the National Croquet Association.
No. 11. SPALDING'S OFFICIAL FOOT BALL GUIDE AND REFEREE'S BOOK. Revised by WALTER CAMP.
No. 12. GAELIC AND ASSOCIATION FOOT BALL. Complete Methods and Rules of each Game.
No. 13. HAND BALL. How to Play It. Rules and Definitions, Regulation Court and its construction, with other interesting matter.
No. 14. CURLING, HOCKEY AND POLO. Rules governing each game, and other valuable information.
No. 15 A. INDOOR BASE BALL GUIDE. Complete Illustrations for Playing, with Description of Game.
No. 16. SKATING. History of Skating, from earliest appearance to the present day, to which is added a list of the most authentic records.
No. 17. BASKET BALL. Latest Revised Rules, with diagrams showing position of players, etc.
No. 18. FENCING. Complete Manual of Foil and Sabre, according to the methods of the best modern school.
No. 19. SPALDING'S OFFICIAL BASE BALL GUIDE FOR 1894. Complete hand-book of the National Game of Base Ball.
No. 20. CRICKET GUIDE. By GEO. WRIGHT. Fully Illustrated.
No. 21. ROWING. By E. J. GIANNINI, Champion Amateur Oarsman. Fully illustrated.
No. 22. CROQUET. As adopted by the National Croquet Ass'n. Ill'd.
No. 23. CANOEING. By C. BOWYER VAUX.
No. 24. OFFICIAL FOOT BALL GUIDE FOR 1894. Edited by WALTER CAMP. Contains revised rules, portraits of leading players, etc.
No. 25. SWIMMING. By WALTER G. DOUGLAS. Illustrated.
No. 26. HOW TO PLAY FOOT BALL. By WALTER CAMP. Ill'd.
No. 27. COLLEGE ATHLETICS. By M. C. MURPHY.
No. 28. ATHLETIC ALMANAC. By JAMES E. SULLIVAN.
No. 29. EXERCISING WITH PULLEY WEIGHTS. H. S. ANDERSON
No. 30. HOW TO PLAY LACROSSE. By W. H. CORBETT.

EACH COPY, 10 CENTS.

**AMERICAN SPORTS PUBLISHING COMPANY,
241 BROADWAY, NEW YORK.**

REACH'S BASE * BALL * GOODS.

The Reach American Association Ball is the best made and **guaranteed** to give satisfaction.



The Reach Special Catchers' Mitts used by all League Catchers, made in either Buckskin or Calfskin, with Patent Lacing and Deep Pocket.

*Reach's
Special*

PRICE,
\$7.50
EACH.

OTHER GRADES DOWN TO 25c. EACH.

We also make the famous Irwin line of Catchers' Mitts and Fielders' Gloves.

A. J. REACH CO.,

Tulip and Palmer Sts., PHILADELPHIA, PA.

CHAMPION JAMES J. CORBETT

USED THE

“Corbett”

(TRADE MARK)

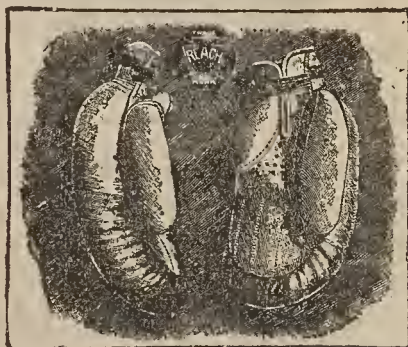
Boxing Gloves

Manufactured by A. J. REACH CO.,
Tulip and Palmer Streets, Philadelphia, Pa.,

In his Fight with **MITCHELL** At Jacksonville,
Jan. 25, 1894.

The REACH

Is on the Wrist



Trade Mark

of every Glove.

An Exact Duplicate of the Gloves used by **CORBETT**
will be sent upon Receipt of Price.

Per Set, - - \$7.50.

If you cannot get them in your city, address

A. J. REACH CO.,
Tulip and Palmer Sts., Philadelphia, Pa.

THE SPORTING NEWS, OF ST. LOUIS.

The Base Ball Paper of the World.

*A Specimen Copy of the Sporting News will be Mailed
to Anyone Sending Us His Address.*

A magnificent photo-engraved picture of the New York and Baltimore Base Ball Clubs will be promptly forwarded on receipt of **\$2.00** for one year's subscription to THE SPORTING NEWS. Either of these pictures will be given to anyone sending us **\$1.00** for a six months' subscription to THE SPORTING NEWS.

THE SPORTING NEWS is the official organ of all minor leagues and the friend of the ball player. Advertisements inserted free for all players wanting positions, and managers desiring talent. Those interested in base ball should not fail to get a copy of this paper.

The Sporting News,

BROADWAY AND OLIVE ST.,

ST. LOUIS, - - - - MO.

TO WHOM IT MAY CONCERN!!

1. ART OF CURVE PITCHING.
2. ART OF BATTING.

3. ART OF ZIGZAG CURVE PITCHING.
4. ART OF BASE RUNNING.

These four books *ought* to be read by every ball player in America. Although written for amateurs they are highly recommended by professionals. You can get more information from them in two hours of careful study than you can get from field practice in **Two Years**, and for a very little money, too. They are plain, practical, and *scientific*, and at their low price no player can *afford* to be without them. Nearly 40,000 copies sold to date. Price, by mail, 15 cents each—the four *at one time* for 50 cents. *Special discounts* to clubs on receipt of stamp. A *premium* worth 50 cents given *free* to every *tenth* purchaser and *also* to *everyone* who orders the four books at one time. Order the four and get twice the value of your money. *Read on! Read on!*

THE MAGIC BASE BALL CURVER!!

As a result of careful study and experiment I have perfected a mechanical device that will enable any intelligent amateur pitcher, with a very little practice, to discount the best professional in existence in the matter of curves. It is neatly constructed on *scientific* principles and is a marvel of simplicity. It is so small that no one will notice it and the batsmen will wonder where those **Awful** curves come from. The pitcher who uses one of these "Curvers" has the opposing team completely at his mercy. It is worth \$10 to any pitcher, but I will send it, postpaid, to any address, on receipt of 25 cents in *cash* or 30 cents in *stamps*. Send for one *without delay*. Write plainly. Wrap coin in paper. For any of the above, address,

EDWARD J. PRINDLE, Torrington, Conn.

N. B.—Order all goods direct from me if you desire to get a premium. *Don't forget it.*

SPALDING'S Official Sporting Rules.

Compiled by JAMES E SULLIVAN.

Containing the Latest Official Rules for the Government of all kinds of Sport. The Most Complete and Up-to-Date Book ever Published. Contains Rules Governing

Archery, Basket Ball, Bicycling, Bowls, Skittles, Bowling, Lawn Tennis, Canoeing, Cricket, Croquet, Court Tennis, Curling, Fencing, Foot Ball, Gymnastics, Golf, Hitch-and-Kick, Hand Ball, A. A. U. General Rules, A. A. U. Athletic Rules, Badminton, Betting, Boxing—Marquis of Queensberry Rules, London Prize Ring Rules; Broadsword (Mounted) Rules, Gælic Association, Lacrosse, National Rifle Association, Pistol and Revolver Shooting, Inanimate Target Shooting, Live Bird Shooting, Hockey, Polo (Water), Polo Association Rules, Polo (Rink), Quoiting, Racing—Potato, Sack, Obstacle, Three-Legged; Dog Racing, Pigeon Flying, Rowing, Racquets, Sheffield Rules, Skating, Snow-Shoeing, Shuffleboard, Wrestling—Collar-and-Elbow, Catch-as-catch-can, Græco-Roman, Devonshire, Side Hold, Cumberland and Westmoreland, Cross-Country Rules, etc., etc.

Price, Postpaid, 50c.

A. G. SPALDING & BROS.,

New York.

Chicago.

Philadelphia.

Chicago, Milwaukee & St. Paul Railway.



Steam Heated and Electric Lighted Vestibuled Trains between Chicago, St. Paul and Minneapolis.

Electric Lighted and Steam Heated Vestibuled Trains between Chicago, Council Bluffs and Omaha.

Finest Dining Cars in the world.

Free Reclining Chair Cars between Chicago and Omaha.

Fast Mail Line between Chicago, Milwaukee, St. Paul and Minneapolis.

Transcontinental Route between Chicago, Council Bluffs and Omaha, or St. Paul.

5,700 miles of road in Illinois, Wisconsin, Minnesota, Iowa, Missouri, South and North Dakota.

Everything First-Class.

First-Class People Patronize First-Class Lines.

Ticket Agents everywhere sell Tickets over the Chicago, Milwaukee and St. Paul Railway.

Spalding's Supporters and Bandages.

FOR ALL ATHLETIC SPORTS.

Supporters.

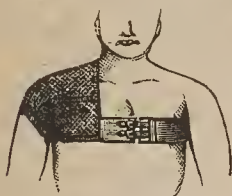
EACH.



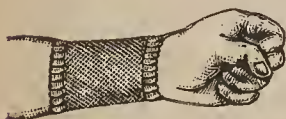
MORTON'S

No. 1.	Morton's Supporter.....	\$.35
No. 2.	Rheim's Supporter.....	.50
No. 3.	Dare's Supporter.....	1.00
No. 100.	Wrist Supporter.....	.25
No. 200.	Wrist Supporter.....	.50
No. H.	Ankle Supporter.....	Pair, 1.25

No. 1.	Stocking Supporter.....	" .50
No. 2.	Stocking Supporter.....	" .35



SHOULDER CAP.



WRIST PIECE.



ANKLE.



Elastic Bandages.

SHOULDER CAP.

EACH.

No. 1	Cotton.....	\$3.50
No. 1A.	Silk.....	5.00

ELBOW PIECE.

No. 2.	Cotton.....	1.50
No. 2A.	Silk.....	2.00

ARM PIECE.

No. 3.	Cotton.....	1.50
No. 3A.	Silk.....	2.00

KNEE CAP.

No. 4.	Cotton.....	1.50
No. 4A.	Silk.....	2.00

ANKLE PIECE.

No. 5.	Cotton.....	1.50
No. 5A.	Silk.....	2.00

WRIST PIECE.

No. 6.	Cotton.....	.75
No. 6A.	Silk.....	1.00

Suspensories.

CHICAGO SUSPENSORIES.

No. 70.	Non-Elastic Bands.....	\$.25
No. 71.	Elastic Buttock Bands.....	.50
No. 72.	Full Elastic Bands.....	.75
No. 73½.	Elastic Bands, silk sack....	1.00
No. 75.	Elastic Bands, satin top piece.....	1.25
No. 76.	Silk Elastic Bands, satin trimmings.....	2.00

OLD POINT COMFORT.

No. 2.	Elastic Bands, adjusting buckles.	\$1.00
No. 3.	Elastic Bands, silk sack and trimmings....	1.50
No. 4.	Silk Elastic Bands, satin trimmings, fine silk sack ...	2.00

Send for our complete Catalogue of "Spring and Summer Sports," handsomely illustrated, and the most comprehensive Catalogue ever issued. Mailed free.

A. G. SPALDING & BROS.,
New York. Chicago. Philadelphia.



C. & N. W. RY.

THE
THROUGH CAR ROUTE

BETWEEN CHICAGO AND

**ST. PAUL,
MINNEAPOLIS,
DULUTH,**

**ASHLAND,
COUNCIL BLUFFS,
OMAHA,
SIOUX CITY,**

**DENVER,
OGDEN,
PORTLAND and
SAN FRANCISCO.**

**Reaches the Best Hunting and Fishing
Grounds of the West and Northwest.**

ALL AGENTS SELL TICKETS VIA THE

CHICAGO AND NORTH-WESTERN RY.

CITY TICKET OFFICE:

**208 CLARK STREET,
CHICAGO.**

**W. H. NEWMAN,
3d Vice-Pres.**

**J. M. WHITMAN,
Gen'l Manager.**

**W. B. KNISKERN,
Gen. Pass. and Tick't Agt.**

SPALDING'S UNIFORM GOODS.

BASE BALL BELTS.



No. 00.



No. 2.



No. 4.

Worsted Web Belts.

2½ inches wide.

EACH.

- | | | |
|---------|---|--------|
| No. 00. | Special League Belt..... | \$0.50 |
| No. 2. | Worsted Web, double leather covered buckle..... | .50 |
| No. 47. | Worsted Web, single leather covered buckle..... | .50 |

Cotton Web Belts.

2½ inches wide.

- | | | |
|---------|---|-----|
| No. 23. | Double strap, nickel buckle... | .25 |
| No. 4. | Single strap, leather mounted, plain buckles..... | .15 |

Base Ball Stockings.

PAIR.



o. 3/o. 3.

- | | | |
|----------|-----------------------------------|--------|
| No. 00. | Heavy, ribbed, linen sole..... | \$1.25 |
| No. 3/0. | Extra Heavy, plain or striped.... | 1.50 |
| No. 1. | All Wool, heavy..... | 1.00 |
| No. 2. | All Wool, medium..... | .75 |
| No. 3. | Wool, ordinary weight..... | .50 |
| No. 4. | Cotton Stockings..... | .25 |
| No. 5/0. | Scotch Wool..... | 4.00 |
| No. 4/0. | Irish Wool..... | 2.50 |

Spalding's Base Ball Shoes.

PAIR.



- | | | |
|----------|--|--------|
| No. 2/0. | The Spalding Highest Quality Base Ball Shoe..... | \$7.50 |
| No. 1/0. | Finest Calf, hand-sewed, with plates..... | 5.00 |
| No. 1X. | Fine Calf, hand-sewed, with plates..... | 4.00 |
| No. 3P. | Calf, with plates..... | 3.50 |
| No. 3. | Calf, no plates..... | 3.00 |

Our complete Catalogue of Spring and Summer Sports, Athletic Goods and Uniforms, for all outings, mailed free to any address.

A. G. SPALDING & BROS.,

NEW YORK.

CHICAGO.

PHILADELPHIA.

C AMERICA'S MOST POPULAR RAILROAD
& PERFECT PASSENGER SERVICE

A



THROUGH FAST
PULLMAN SERVICE EVERY DAY TO
HOT SPRINGS, DENVER
ARKANSAS COLORADO

CALIFORNIA

JAMES CHARLTON, GENERAL PASSENGER AND TICKET AGENT,
CHICAGO, ILLINOIS.

SPALDING'S CATCHERS' MASKS.

Black Enameled Wire.



No. 4/O. *The Spalding* Sun Protecting Mask, black enameled wire, highest quality..... EACH. \$5.00

No. 3/O. Spalding's Neck Protecting Mask, black enameled wire..... 3.50

No. 2/O. Spalding's Special League Mask, heavy black enameled wire..... 3.00

No. O. Spalding's Regulation Mask, heavy wire, black enameled..... 2.50

No. 3/o.

Catchers' Masks.



Bright Wire.

EACH.

No. O. Spalding's Regulation..... \$2.00

No. A. Spalding's Amateur Mask..... 1.50

No. B. Spalding's Amateur Boys' Mask, same as No. A, in boys' sizes 1.00

No. C. Spalding's Youths' Mask, without head or chin piece.75

No. D. Spalding's Boys' Mask, without head or chin piece.50

No. E. Spalding's Boys' Mask, lighter wire, without head or chin piece..... .25

No. o.



No. 2/o.

Spalding's Shoe Plates.

PER PAIR.

No. O. Hand Forged Toe Plates..... 50c.

No. 2-O. Hand Forged Heel Plates..... 50c.

No. 1. Professional Toe Plates..... 25c.

No. 1H. Professional Heel Plates..... 25c.

No. 2. Amateur Shoe Plates..... 10c.



No. o.

Pitchers' Toe Plates.



Made of heavy brass and worn on toe of shoe.

A valuable assistant in pitching.

PAIR.

Rights and Lefts..... 50c.

Our Catalogue of "Spring and Summer Sports," handsomely illustrated, and containing every requisite for athletic sports, mailed free to any address.

A. G. SPALDING & BROS.,

NEW YORK.

CHICAGO.

PHILADELPHIA.

I SEE YOU'RE

BACK

From a trip
over the

MONON ROUTE

Solid vestibuled
trains Daily, heated
by steam, illuminated
by Pintsch light,

BETWEEN

**CHICAGO
INDIANAPOLIS
CINCINNATI
LOUISVILLE
And the SOUTH.**



Only line to

West Baden and French Lick Springs

The Carlsbad of America.

W. H. McDoel,
V. P. and Gen. Mgr.

Frank J. Reed,
Gen. Pass. Agt.

CITY TICKET OFFICE,
232 CLARK STREET, CHICAGO.

SPALDING'S TRADE MARK BATS.



The Spalding
HIGHEST QUALITY

Men's Model, made of finest selected timber, oil finish, and in three approved models, A, B and C. Each bat in separate bag. Highest Quality....
Boys' Model, same quality and finish, in three patterns, A, B and C.....

EACH.
\$1.00
1.00



No. 3/O.

EACH.

- No. 3/O. Spalding's Special Black End League Players' Wagon Tongue Ash Bat, patent rough handle..... \$1.00
No. O/X. Spalding's Special Black End Axletree Bat, fine straight grained ash50
No. 2/X. Spalding's Black End Antique Finish Bat, extra quality Ash..... .25



- No. 4. Spalding's Black End Willow Bat, highly polished and very light..50

Spalding's Trade-Mark Boys' Bats.



- No. OXB. Spalding's Special Black End Axletree Boys' Bat; length, 30 and 32 inches.... EACH. \$0.25
No. 56. Spalding's Black End Youths' Maple Bat, stained and polished, gilt stripes..... .10
No. 53. Spalding's Black End Youths' Maple Bat, polished, gilt stripes..... .10
No. 54. Spalding's Black End Boys' Maple Bat, black stripes, 26 to 28 inches..... .05

Our complete Catalogue of "Spring and Summer Sports," handsomely illustrated, and containing every requisite for athletic sports, mailed free to any address.

A. G. SPALDING & BROS.,

NEW YORK.

CHICAGO.

PHILADELPHIA.



A First Class Line FOR First Class Travel.

WHAT THE PAPERS SAY: _____

The Michigan Central provides the best possible service that could be expected between the East and the West.—Christian Leader, Boston.

“Comfort in Travel” has nowhere reached a higher degree of perfection than on this far and justly famed road.—Christian Herald, Detroit.

The Michigan Central is one of the best managed and most satisfactory railroads in the world to travel by.—Rochester Post Express.

“Comfort in Travel” is a phrase that among experienced travelers has come to be almost synonymous with “Michigan Central.”—Democrat and Chronicle.

Safe, luxurious and fast running over a peerless track, amid the grandest scenery, the Michigan Central trains make comfort in travel a delightful reality.—Buffalo Enquirer.

“Comfort in Travel,” that want of all tourist and commercial birds of passage, is invariably filled on the Michigan Central, “The Niagara Falls Route.”—Evening Wisconsin.

As for the promise of “Comfort in Travel” by this road, as well as the speed and safety realized, the many thousands who pass over it will surely testify that it is kept to the letter.—The Standard, Chicago.

CITY PASSENGER AND TICKET OFFICES

. . . AT . . .

67 CLARK STREET, CHICAGO.

64 EXCHANGE STREET, BUFFALO.


BOODY HOUSE BLOCK, TOLEDO.

66 WOODWARD AVENUE, DETROIT.

ROBERT MILLER,
GENERAL SUPERINTENDENT,
DETROIT,

O. W. RUGGLES,
GENERAL PASSENGER AND TICKET AGENT,
CHICAGO.

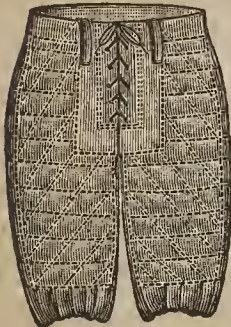
SPALDING'S UNIFORM GOODS.



Lace Front. Button Front.

Base Ball Shirts.

No. 0	quality Shirts, regular styles,	Each, \$6.00
No. 1	quality Shirts,	5.00
No. 2	quality Shirts,	3.75
No. 3	quality Shirts,	2.7
No. 4	quality Shirts,	2.00

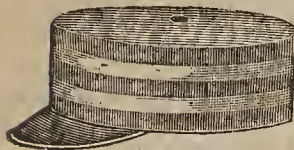


Padded Pants.

Base Ball Pants.

	PLAIN.	PADD.
No. 0	quality Pants, \$5.00	\$6.00
No. 1	“ “ 3.75	4.50
No. 2	“ “ 2.75	3.50
No. 3	“ “ 2.00	2.75
No. 4	“ “ 1.35	2.00

Base Ball Caps.



Chicago Style.

Chicago, College, Eton, Skull, Jockey and Boston Styles. EACH.

No. 0	quality, best quality,	\$1.00
No. 1	quality, lighter flannel,	.75
No. 2	quality, good flannel,	.65
No. 3	quality, ordinary flannel,	.50
No. 4	quality, light flannel,	.40

Score Books—Pocket Sizes.

No. 1.	Paper Cover, 7 games,	Each, 10c.
No. 2.	Board Cover, 22 games,	“ 25c.
No. 3.	Board Cover, 46 games,	“ 50c.

Club Sizes.

No. 4.	Board Cover, 30 games,	Each, \$1.00
No. 5.	Cloth Cover, 60 games,	“ 1.75
No. 6.	Cloth Cover, 90 games,	“ 2.50
No. 7.	Cloth Cover, 120 games,	“ 3.00

Score Cards, per doz., 25c.

Our Catalogue of Spring and Summer Sports and Athletic Uniforms, mailed free to any address.

A. G. SPALDING & BROS.,

NEW YORK.

CHICAGO.

PHILADELPHIA.

Hunting

DEER
BEARS
WILD TURKEYS
PRAIRIE CHICKENS
DUCKS

Fishing

BLACK BASS
MOUNTAIN TROUT
RED SNAPPER
SPANISH MACKEREL

Health

SEASHORE AT SANDIEGO
GULF AT GALVESTON
MOUNTAINS--COLORADO
PLAINS OF KANSAS

All on the

Santa Fé

- Route -

Greatest Railroad in the World

For Descriptive
Pamphlets, address
G. T. NICHOLSON, G. P. A.
Monadnock Building,
CHICAGO, ILL.



I can tell you of
some places not
known to most
sportsmen

THE OFFICIAL SPALDING LEAGUE BALL



ADOPTED BY THE NEW
National League & American Association
FOR 1895

The SPALDING OFFICIAL LEAGUE BALL has been the adopted Ball of the National League for the past eighteen years, and has again been adopted by the new National League and American Association for 1895 a tribute to the excellent qualities of the Spalding League Ball. Each Ball is carefully wrapped in tin foil. Packed in a box and securely sealed, and is fully warranted to stand the test of a full game without ripping nor losing its elasticity or shape.

PRICE, PER DOZEN, \$15.00.

SINGLE BALL, \$1.50.

Price, 10

SPALDING'S
 OFFICIAL
 ATHLETIC LIBRARY
 BASE BALL
 GUARD



S.

1896

PHILADELPHIA PUBLISHED BY
 AMERICAN SPORTS PUBLISHERS
 New York
 OFFICE N. Y. A



ALBERT G. SPALDING.

SPALDING'S BASE BALL GUIDE

AND
OFFICIAL LEAGUE BOOK FOR 1896.

A COMPLETE HANDBOOK OF THE NATIONAL GAME OF BASE
BALL, CONTAINING THE

FULL OFFICIAL LEAGUE RECORDS

FOR 1895, TOGETHER WITH THE NEW CODE OF

PLAYING RULES,

AS REVISED BY THE COMMITTEE OF RULES. ATTACHED TO
WHICH ARE EXPLANATORY NOTES, GIVING A COR-
RECT INTERPRETATION OF THE NEW RULES.

THE PROMINENT FEATURES OF THE GUIDE FOR 1896 INCLUDE

*the League's Championship Records for the Past Twenty Years;
a Special Chapter Devoted to the Complete Statistics of the
Leagues; The Full Records of the Temple Cup
Games for the Past Two Years; Special Rec-
ords of the Batting, Fielding and Base Running
of the Championship Campaign, and New
and Improved Pitching Records of 1895.*

TOGETHER WITH

*Interesting Records of the Most Noteworthy Contests, Incidents
and Events of the Season of 1895 Occurring in the College
Arena, as well as in that of the Professional Clubs.
Also the College Club Statistics of 1895.*

Illustrated with Portraits of All the Leading Base Ball Teams.

Edited by Henry Chadwick.

PUBLISHED BY THE
AMERICAN SPORTS PUBLISHING COMPANY,

241 BROADWAY, NEW YORK CITY.

Entered according to Act of Congress, in the year 1896, by the American Sports
Publishing Co., in the office of the Librarian of Congress at Washington.

preface.

20

SPALDING'S BASE BALL GUIDE FOR 1896 is the twenty-first edition of the National League's annual book of rules and statistics of the prominent professional clubs of the United States, and alike in the number of its pages, the importance of its contents, and in the interesting character of its various chapters—not to mention its attractive illustrations—surpasses in all respects any previous edition of the GUIDE published. This year's GUIDE, too, presents new features, which makes it specially valuable as a League reference book, containing, as it does, a brief history with each year's championship records of the twenty annual pennant races which have taken place in the League arena since the organization was first established in 1876. It will be found, too, that Mr. Chadwick has this year made the statistics of the minor professional leagues of the country a special feature, and has introduced a twenty-odd years' record of college club championship records. Moreover, a new form of pitching tables are included in the records of the pitching of 1895. Then, too, there are the two years' records in full of the Temple Cup series of games, in addition to which is the new code of rules which went into effect in April, 1896, and the editorial explanatory appendix, revised by President Young of the League; the whole making the GUIDE the model base ball manual of the period, the book being of special value, alike to the amateur class of the base ball fraternity, as to the class of professional exemplars of the game.

AMERICAN SPORTS PUBLISHING COMPANY,
241 BROADWAY, NEW YORK CITY.

WASHINGTON, D. C., March, 1896.

By authority invested in me, I do hereby certify that Messrs A. G. Spalding & Bros. have been granted the *exclusive* right to publish the "OFFICIAL LEAGUE BOOK" for 1896.

N. E. YOUNG,

Secretary of the National League and American Association of Professional Base Ball Clubs.

Introduction.

20

A quarter of a century has passed since professional base ball playing was officially recognized as an existing institution, the first professional national association having been organized in the spring of 1871, since which time the fraternity has increased from hundreds to thousands and the amount of capital invested in the base ball business from a few thousands of dollars to over a million. This growth of professionalism in the national game of the country has been entirely due to the determined fight for honesty in all its methods of governing the professional class, made by the National League, since its organization in 1876 up to the date of the fourth year of its extension of club membership in 1895; and when the League ended its second decade of existence, at the close of the past season, it had reached the end of the most brilliant and successful championship campaign known in the annals of professional ball playing, from 1871 to 1895, inclusive; thereby ending the first quarter of a century in the regular annals of the fraternity.

The National League has arrived at years of discretion. That is, it begins the twenty-first year of its existence this present year of 1896, and we have deemed it an appropriate time to review, in brief, the records of the League for the past twenty years and this is the prominent feature of the LEAGUE GUIDE of 1896. The new era in League history, which began in 1892, has been signalized by a degree of financial prosperity previously unequalled in the annals of the organization.

Beginning with the burden of debt incurred in the enlargement of the League's circuit of clubs from eight to twelve in 1892, in two years it paid off its indebtedness in full, and the third year of the new era saw the majority of the clubs having a surplus in their treasuries; and this, too, within four years

of the costly players' revolt of 1891. The National League has now six years of its constitutional term of ten years left to still further advance the welfare and popularity of professional ball playing, and there is no doubt of the League magnates being fully as successful as they hitherto have been. Another feature of this year's GUIDE is the space devoted to the statistics of the prominent minor professional leagues of the country, which class of leagues comprise the primary schools of the professional class and prepare the "colts" of the fraternity for the higher branch of base ball education provided by the major league, which stands as the professional university of the base ball world. Still another feature will be found in the chapters devoted to the statistics of the past season of the university clubs and the prominent college nines throughout the country, not forgetting the special reviews of the work done on the fields in 1895 in pitching, batting, base-running and fielding, in which the experience of the past season is brought into play in the form of instructive chapters on each department of the game. The work done in editing the LEAGUE GUIDE each year is more arduous than outsiders have any idea of. The whole summer season is devoted to the collection of books upon books of statistical data, while the winter season is occupied in elaborating the figures of this data in the form of the infinite variety of tables used in the GUIDE itself. In the gathering and collecting of data for the book we are, in many cases, obliged to depend upon the official records made up by club secretaries, scorers, and especially so in regard to the data of college clubs; and here we find a laxity of method and a hasty and oft-times crude collection of figures, very different from what might be justly expected from the leading class of the amateur fraternity.

Taken as a whole the GUIDE of 1896 will be found to be the largest and the most complete base ball manual that has yet been published, and an especially valuable work as a base ball book of reference, containing, as it does, records of the past twenty years of professional club history and of over twenty years past in college club annals.

NATIONAL LEAGUE



N. E. YOUNG.

TWENTY YEARS
OF HISTORY.

From 1876 to 1895, Inclusive.

THE season of 1895 completed the twenty years of history of the National League, beginning with its organization

in 1876 and ending with its past season of 1895. The League began with a circuit of eight clubs in 1876; lessened its clubs to five during 1877, and had but six in 1878. After that year it had a steady circuit of eight clubs, from 1879 to 1891, inclusive. In 1892 its circuit was extended to twelve clubs, and then it was that the National League became the one great major league of the professional fraternity, having exclusive governmental control of every professional club on the roll of the National Agreement compact.

Below we give the complete record of the twenty years of championship contests, showing each year's victories, defeats and games played—not counting drawn games—together with the percentage of victories of each, in which order the clubs are named.

The Records of the '70s.

The National League began its championship campaigns in 1876, with a membership of eight clubs, the list including the Boston, Chicago, Athletic and Mutual clubs of the old "National Association of Professional Base Ball Players"—which was organized in 1871, and was superseded by the National League in 1876—the additional clubs entering the National League in 1876 being those from Hartford, St. Louis, Cincinnati and Louisville. The old association in 1871 had for its championship entries that year the Boston, Chicago, Athletic, Mutual, Cleveland, Eckford of Brooklyn, Haymakers of Troy, Kekiongas, Forest City of Rockford and the Olympic of Washington, in all, ten clubs. But only eight finished the champion-

ship season, the Eckfords not entering until August, and the Kekiongas did not play out their series. The record of regular games played is appended simply as a matter of history.

FIRST DIVISION.				SECOND DIVISION.			
	Victories.	Defeats.	Per cent. of Victories.		Victories.	Defeats.	Per cent. of Victories.
Athletic.....	19	7	.731	Mutual.....	14	17	.452
Boston.....	19	9	.679	Cleveland.....	9	17	.346
Chicago.....	16	9	.640	Olympic.....	7	14	.333
Troy.....	12	14	.462	Rockford.....	7	18	.280

The Haymakers represented Troy that year, the Olympics Washington, the Mutual New York, the Athletics Philadelphia and the Forest Citys Rockford, Ill.

The records of the clubs of the "National League of Professional Clubs," which followed the defunct National Professional Association in 1876, during the '70s are as follows:

1876.

FIRST DIVISION.				SECOND DIVISION.			
	Victories.	Defeats.	Per cent. of Victories.		Victories.	Defeats.	Per cent. of Victories.
Chicago.....	52	14	.788	Louisville.....	30	36	.455
Hartford.....	47	21	.691	Mutual.....	21	35	.375
St. Louis.....	45	19	.703	Athletic.....	14	45	.237
Boston.....	39	31	.557	Cincinnati.....	9	56	.135

In 1876 the Mutual club represented Brooklyn, Mr. Cammyer being virtually its proprietor and manager; the Athletics, of course, representing Philadelphia. The Hartford club was a new organization, with Mr. Bulkeley—ex-Governor of Connecticut—at its head, and he was elected first president of the newly organized National League. At the close of the season of 1876 the Athletic and Mutual clubs were expelled from the League for failing to play out their full schedule of games.

In 1877 only six clubs comprised the League circuit, neither Philadelphia nor Brooklyn being represented, as in 1876. Moreover, the Cincinnati club forfeited its membership for that year, owing to non-payment of dues, and its championship games were thrown out, though the club played seventy-two games, of which it won but nineteen. The League's championship record, therefore, for 1877, stands as follows:

1877.

	Won.	Lost.	Played.	Per cent.		Won.	Lost.	Played.	Per cent.
Boston	31	18	49	.633	St. Louis.....	19	29	48	.396
Louisville.....	28	21	49	.571	Chicago.....	18	30	48	.375
Hartford.....	24	26	50	.480	*.....				

In 1878 the Cincinnati club, having squared its accounts, it re-entered the League and the new club from Providence became a member. The St. Louis club, as also the Hartford club, resigned its membership and as Indianapolis and Milwaukee were elected members of the League the circuit was again one of six clubs. Here is the record of 1878:

1878.

	Won.	Lost.	Played.	Per cent.		Won.	Lost.	Played.	Per cent.
Boston	41	19	60	.707	Chicago.....	30	30	60	.500
Cincinnati.....	37	23	60	.617	Indianapolis.....	24	36	60	.400
Providence.....	33	27	60	.550	Milwaukee.....	15	45	60	.250

In 1879 the League's circuit was extended to eight clubs, as in 1876, and it remained at this number from 1879 until 1892, when it was extended to twelve clubs, the National League in 1892 becoming the one great major league of the professional base ball world, which it will remain until the expiration of its constitutional term of ten years, viz., up to 1901.

In 1879 the Buffalo club entered the League, as also the Star club of Syracuse. The Troy club—the successor of the old Haymakers of the '60s—also entered the ranks, thereby making the circuit eight clubs, the Indianapolis and Milwaukee clubs retiring. It was in this year that the uniform charge of 50 cents for admission to the League club games was adopted. The championship record of 1879 is appended:

1879.

FIRST DIVISION.				SECOND DIVISION.					
	Won.	Lost.	Played.	Per cent.		Won.	Lost.	Played.	Per cent.
Providence.....	55	23	78	.705	Cincinnati.....	38	36	74	.514
Boston	49	29	78	.628	Syracuse.....	15	27	42	.357
Chicago.....	44	32	76	.579	Cleveland.....	24	53	77	.312
Buffalo	44	32	76	.579	Troy.....	19	56	75	.253

The Record of the '80s.

We now come to the decade of the '80s, during which the National League had to fight hard, not only to maintain its supremacy as the leading professional organization of the country, but also to sustain the reputation for integrity of play in the professional ranks, which it had started out to enforce in 1876. It was during this decade that the rival organization, the American Association, sprang into existence, with its special point of half the price of admission to its games to that charged by the National League. The advent of this association occurred in 1882 and two years later the fundamental principle of the League, inaugurated in the '80s, viz., that of its reserved players clause, was made war upon by the Union Association, established in 1884 to fight the reserve rule. The latter association only lived a season, the League proving too powerful an adversary for its longer existence.

In 1880 the Syracuse club, having forfeited its membership by failing to play its quota of scheduled games, the Worcester club entered the League in its place, and the championship season closed with the appended record:

1880.

FIRST DIVISION.					SECOND DIVISION.				
	Victories.	Defeats.	Played.	Per cent. of Victories.		Victories.	Defeats.	Played.	Per cent. of Victories.
Chicago	67	17	84	.798	Worcester.....	40	43	83	.482
Providence.....	52	32	84	.619	Boston	40	44	84	.474
Cleveland.....	47	37	84	.559	Buffalo	24	58	82	.293
Troy.....	41	42	83	.494	Cincinnati.....	21	59	80	.263

In 1881 the Cincinnati club's position in the League was declared vacated, owing to non-observance of sundry League rules, and the Detroit club took its place in the League, the other seven clubs remaining as before. It was in the winter of 1880 that the National League adopted the following important resolution, which it has strictly observed ever since.

At a meeting of the National League, held at the St. James Hotel on December 8, 1880, on motion a preamble was read to the effect that the noted quartette of Louisville players, viz., Al Nichols, Jas. Devlin, G. W. Hall and W. Craver, having applied for the removal of their disabilities, the following resolution be adopted:

Resolved, That notice is hereby served on the persons named, and on their friends, defenders and apologists, that the

Board of Directors of the National League will *never* remit the penalties inflicted on such persons, nor will they hereafter entertain any appeal from them or in their behalf."

From 1877 thereafter to the end of the National League's existence, no player, found guilty of dishonesty in the professional clubs under the National Agreement, will be allowed to play in any professional club. It was the strict enforcement of this rule which made professional base ball playing the most honest field sport in vogue. The championship record of 1881 is appended:

1881.

FIRST DIVISION.					SECOND DIVISION.				
	Won.	Lost.	Played.	Per cent.		Won.	Lost.	Played.	Per cent.
Chicago.....	56	28	84	.667	Troy.....	39	45	84	.464
Providence.....	47	37	84	.559	Boston.....	38	45	83	.458
Buffalo.....	45	38	83	.542	Cleveland.....	36	48	84	.429
Detroit.....	41	43	84	.488	Worcester.....	32	50	82	.390

No change was made in the League's circuit in 1882, and the season ended with the appended championship record:

1882.

FIRST DIVISION.					SECOND DIVISION.				
	Won.	Lost.	Played.	Per cent.		Won.	Lost.	Played.	Per cent.
Chicago.....	55	29	84	.655	Cleveland.....	42	40	82	.512
Providence.....	52	32	84	.619	Detroit.....	42	41	83	.506
Buffalo.....	45	39	84	.536	Troy.....	35	48	83	.422
Boston.....	45	39	84	.536	Worcester.....	18	66	84	.214

It was in 1882 that the League adopted a rule requiring each club to have its club colors shown in the stockings of the players' uniform. The Boston nine, red stockings; the Chicagos, white; the Clevelands, navy blue; the Troys, green; the Providences, light blue; the Buffalos, gray; the Detroits, old gold, and the Worcesters, brown.

In 1883 an important change in the League circuit was made, the two prominent League Alliance clubs of 1882—the New York and Philadelphia clubs—entering the League circuit this year, Troy and Worcester retiring; the New York team being materially strengthened by accessions from Troy, notably so in

the case of Ewing, Keefe, Welch, Connor and Gillespie. The championship record for 1883 stood as follows:

1883.

FIRST DIVISION.	Won.	Lost.	Played.	Per cent.	SECOND DIVISION.				
					Won.	Lost.	Played.	Per cent.	
Boston	63	35	98	.643	Buffalo	52	45	97	.536
Chicago	59	39	98	.602	New York	46	50	96	.479
Providence	58	40	98	.592	Detroit	40	58	98	.408
Cleveland	55	42	97	.567	Philadelphia	17	81	98	.173

No change in the League circuit was made in 1884, and the championship record at the close of the season stood as follows:

1884.

FIRST DIVISION.	Won.	Lost.	Played.	Per cent.	SECOND DIVISION.				
					Won.	Lost.	Played.	Per cent.	
Providence	84	28	112	.750	New York	62	50	112	.554
Boston	73	38	111	.658	Philadelphia	39	73	112	.348
Buffalo	64	47	111	.577	Cleveland	35	77	112	.313
Chicago	62	50	112	.750	Detroit	28	84	112	.250

In 1885 the League virtually broke up the Union Association of 1884 by taking its chief supporter from its ranks, President Lucas of the St. Louis club entering the League, Cleveland being retired. A year afterward the Cleavelands joined the American Association, but two seasons' experience in that organization sufficed, and in 1889 that club returned to its old love, the League. Here is the championship record of 1885:

1885.

FIRST DIVISION.	Won.	Lost.	Played.	Per cent.	SECOND DIVISION.				
					Won.	Lost.	Played.	Per cent.	
Chicago	87	25	112	.776	Boston	46	66	112	.410
New York	85	27	112	.758	Detroit	41	67	108	.379
Philadelphia	56	54	110	.509	Buffalo	38	74	112	.339
Providence	53	57	110	.481	St. Louis	36	72	108	.333

In 1886 two changes were made in the League's circuit, Providence and Buffalo retiring and the Washington and Kansas City clubs taking their places in the League, the championship season ending with the appended record:

1886.

FIRST DIVISION.				SECOND DIVISION.					
	Won.	Lost.	Played.	Per cent.		Won.	Lost.	Played.	Per cent.
Chicago.....	90	34	124	.725	Boston.....	56	61	117	.478
Detroit.....	87	36	123	.707	St. Louis.....	43	79	122	.352
New York.....	75	44	119	.630	Kansas City.....	30	91	121	.247
Philadelphia.....	71	43	114	.622	Washington.....	28	92	120	.233

In 1887 St. Louis and Kansas City were retired from the League, and Pittsburg and Indianapolis replaced them, the latter entering the League for the second time. These changes, together with the recruiting of the Detroit club's ranks with the "big four" of the period, enabled that club, after seven seasons' trial, to win the pennant, the championship record of 1887 standing as follows:

1887.

FIRST DIVISION.				SECOND DIVISION.					
	Won.	Lost.	Played.	Per cent.		Won.	Lost.	Played.	Per cent.
Detroit.....	79	45	124	.637	Boston.....	61	60	121	.504
Philadelphia.....	75	48	123	.610	Pittsburg.....	55	69	124	.444
Chicago.....	71	50	121	.587	Washington.....	46	76	122	.377
New York.....	68	55	123	.553	Indianapolis.....	37	89	126	.294

In 1888 no change was made in the League circuit, the same clubs competing for the pennant as in the previous year, the record at the finish standing as follows:

1888.

FIRST DIVISION.				SECOND DIVISION.					
	Won.	Lost.	Played.	Per cent.		Won.	Lost.	Played.	Per cent.
New York.....	84	47	131	.641	Detroit.....	68	63	131	.519
Chicago.....	77	58	135	.578	Pittsburgh.....	66	68	134	.493
Philadelphia.....	69	61	130	.531	Indianapolis.....	50	85	135	.370
Boston.....	70	64	134	.522	Washington.....	48	86	134	.358

In 1889 Cleveland resumed its old position as a member of the League, Detroit retiring, the record of the championship of that year being as follows:

1889.

FIRST DIVISION.	Won.	Lost.	Played.	Per cent.	SECOND DIVISION.				
					Won.	Lost.	Played.	Per cent.	
New York.....	83	43	126	.659	Pittsburg.....	61	71	132	.462
Boston.....	83	45	128	.648	Cleveland.....	61	72	133	.459
Chicago.....	67	65	132	.508	Indianapolis.....	59	75	134	.440
Philadelphia.....	63	64	127	.496	Washington.....	41	83	124	.331

The Records of the '90s.

A wonderful transformation scene occurred in League history in 1890, viz., that of the Players' Revolt. The year 1889 had closed so brilliantly—that being the year of the great tour of the world made by the Spalding combination of the Chicago and All America teams, which culminated in the grand banquet at Delmonico's, in New York, over which the Mayors of New York and Brooklyn presided—that the revolution of 1890 burst upon the magnates of the League like the sudden eruption of a volcano. It proved to be just such a test of the innate strength of the National League as the great rebellion of the '60s in the South was of the strength of the Union itself. In proportion to its size it was just as costly while it lasted, but this time the League mastered its adversaries in such a way that it put an end forever to any future revolt of the kind. The final outcome of the base ball revolution of 1890 was not only the utter defeat of the League secessionists, but also the death of the League's old rival, the American Association. But further comment on this subject is out of place and beyond the measurement of this brief review of League history.

In 1890 the Cincinnati club re-entered the League circuit, and Brooklyn was once more represented in the National League for the first time since 1876, Indianapolis and Washington both retiring. The demoralized condition of things which prevailed in the League in 1890 enabled the strong team of the Brooklyn club—fresh from winning the championship of the American Association in 1889—to carry off the honors, the record of the pennant race of 1890 showing the clubs occupying the following relative positions that year:

1890.

FIRST DIVISION.	Won.	Lost.	Played.	Per cent.	SECOND DIVISION.				
					Won.	Lost.	Played.	Per cent.	
Brooklyn.....	86	43	129	.667	Boston.....	76	57	133	.571
Chicago.....	83	53	136	.610	New York.....	63	68	131	.481
Philadelphia.....	78	53	131	.595	Cleveland.....	44	88	132	.333
Cincinnati.....	78	55	133	.586	Pittsburg.....	23	114	137	.168

It will be seen by the above record that the Pittsburg club made the "worst on record" in League history in 1890.

In 1891 the American Association seceded from the National Agreement compact, and a demoralized condition of things followed, which threatened to give the death blow to the professional business at large and to destroy the public faith in the honesty of professional base ball playing. At this critical juncture the National League stepped into the gap and, at a cost of nearly \$100,000, bought up the four leading American Association clubs, and extended the League circuit to twelve clubs; and, costly as the new venture was financially, experience has since shown unmistakably that the League magnates "builded better than they knew." No change occurred in the circuit in 1891, the reconstruction business not being completed until the winter of 1892, though the movement began after the date of the campaign in 1891. The record of 1891 stood as follows:

1891.

FIRST DIVISION.					SECOND DIVISION.				
	Won.	Lost.	Played.	Per cent.		Won.	Lost.	Played.	Per cent.
Boston.....	87	51	138	.630	Cleveland.....	65	74	139	.468
Chicago.....	82	53	135	.607	Brooklyn.....	61	69	130	.445
New York.....	71	61	132	.538	Cincinnati.....	56	81	137	.409
Philadelphia.....	68	69	137	.496	Pittsburg.....	55	80	135	.407

We now begin the new era in League history, which began in 1892, when the eight League clubs of 1891 were added to by the entrance into the League of the American Association clubs of Baltimore, Washington, St. Louis and Louisville. The buying up of these four clubs gave the death knell to the American Association and led the League to incur an indebtedness which was fully paid off in 1894.

We now give the full record of the championship campaign of 1892, a campaign which introduced for the first time a double championship season, the first lasting from April to July, and the second campaign from July to September, inclusive.

Records of 1892, 1893, 1894 and 1895.

RECORD OF 1892.

Here is the complete record of the campaign of 1892, showing the games won and lost, together with the percentage of victories during each half, as also the victories, defeats, games played, and the percentage of victories of the two divisions as a whole:

FIRST HALF.

CLUBS.	Won.	Lost.	Per cent.	CLUBS.			
				Won.	Lost.	Per cent.	
Boston.....	52	22	.703	Washington.....	35	41	.461
Brooklyn.....	51	26	.662	Chicago.....	31	39	.443
Philadelphia.....	46	30	.605	St. Louis.....	31	42	.425
Cincinnati.....	44	31	.587	New York.....	31	43	.419
Cleveland.....	40	33	.548	Louisville.....	30	47	.390
Pittsburg.....	37	39	.487	Baltimore.....	20	55	.267

SECOND HALF.

Cleveland.....	53	29	.697	Chicago.....	39	37	.513
Boston.....	50	26	.658	Cincinnati.....	38	37	.507
Brooklyn.....	44	39	.571	Louisville.....	33	42	.440
Pittsburg.....	43	34	.558	Baltimore.....	26	46	.361
Philadelphia.....	41	36	.532	St. Louis.....	25	52	.325
New York.....	40	37	.519	Washington.....	23	52	.307

THE SEASON'S RECORD IN FULL.

CLUBS.	Won.	Lost.	Played.	Per cent.	CLUBS.				
					Won.	Lost.	Played.	Per cent.	
1. Boston.....	102	48	150	.680	7. Chicago.....	70	76	146	.479
2. Cleveland.....	93	56	149	.624	8. New York.....	71	80	151	.470
3. Brooklyn.....	95	59	154	.617	9. Louisville.....	63	89	152	.414
4. Philadelphia...	87	66	153	.569	10. Washington...	58	93	151	.384
5. Cincinnati ..	82	68	150	.547	11. St. Louis.....	56	94	150	.373
6. Pittsburg.....	80	73	153	.523	12. Baltimore....	46	101	147	.313

The full table showing the victories and defeats scored by each club with every other club in 1892 is appended:

CLUBS OF 1892.	Boston.	Cleveland.	Brooklyn.	Philadelphia.	Cincinnati.	Pittsburg.	Chicago.	New York.	Louisville.	Washington.	St. Louis.	Baltimore.	Victories.	Per cent. of Victories.
	Boston ..		8	9	6	8	7	10	11	12	11	7	13	102
Cleveland.....	6		8	10	9	7	9	8	13	6	8	11	93	.624
Brooklyn.....	5	8		9	6	10	10	7	9	10	9	12	95	.617
Philadelphia.....	7	4	5		9	8	9	9	10	9	7	10	87	.569
Cincinnati.....	5	5	8	5		5	7	8	7	10	12	10	82	.547
Pittsburg.....	6	7	4	6	9		7	10	6	6	10	9	80	.523
Chicago.....	4	3	4	5	6	7		10	5	12	7	7	70	.479
New York.....	3	5	7	5	6	4	4		10	9	9	9	71	.470
Louisville.....	2	1	5	4	6	8	9	4		8	9	8	63	.414
Washington.....	3	8	4	5	3	8	2	4	6		8	7	58	.384
St. Louis.....	7	5	5	7	2	4	5	4	5	6		6	56	.373
Baltimore.....	0	2	2	4	4	5	4	5	6	6	8		46	.313
Defeats.....	48	56	59	66	68	73	76	80	89	93	94	101	903	

Record of 1893.

In 1893 the League returned to its old rule of one championship campaign for the entire season, the record of 1893 being as follows:

CLUBS OF 1893.	Boston.	Pittsburg.	Cleveland.	Philadelphia.	New York.	Brooklyn.	Cincinnati.	Baltimore.	Chicago.	St. Louis.	Louisville.	Washington.	Victories.	Per cent. of Victories.
	Boston.	10	7	8	8	8	8	6	10	8	10	10	7	86
Pittsburg... ..	6	3	5	5	4	4	9	11	9	9	8	9	81	.628
Cleveland.....	5	9	3	6	7	5	5	4	8	9	6	11	73	.570
Philadelphia.	4	7	9	5	6	7	7	7	6	4	8	8	72	.558
New York.....	4	4	6	7	6	6	6	9	5	8	7	7	68	.515
Brooklyn.....	4	6	5	6	6	6	4	2	7	8	7	8	65	.508
Cincinnati.....	6	3	6	1	4	8	8	8	7	9	6	7	65	.508
Baltimore.....	2	1	8	6	10	4	4	5	5	7	5	7	60	.462
Chicago.....	4	3	4	6	7	3	5	7	5	3	6	9	51	.445
St. Louis.....	2	3	3	6	4	4	5	3	9	8	8	8	57	.432
Louisville.....	2	4	3	4	5	5	6	5	4	4	8	8	50	.400
Washington.....	5	2	1	4	5	3	4	5	3	4	4	8	40	.310
Defeats	44	48	55	57	64	63	63	70	71	75	75	89	774	

Record of 1894.

CLUBS OF 1894.	Baltimore.	New York.	Boston.	Philadelphia.	Brooklyn.	Cleveland.	Pittsburg.	Chicago.	St. Louis.	Cincinnati.	Washington.	Louisville.	Victories.	Per cent. of Victories.
	Baltimore.....	6	4	6	8	9	6	9	10	10	11	10	10	89
New York.....	8	6	6	6	9	8	11	7	7	7	10	12	88	.667
Boston.....	8	6	6	6	6	8	7	6	6	8	9	10	83	.629
Philadelphia.....	4	7	6	7	5	5	5	5	5	8	8	8	71	.559
Brooklyn.....	4	5	6	5	6	7	6	8	8	8	9	8	70	.534
Cleveland.....	3	3	3	7	5	4	10	9	8	8	8	8	68	.527
Pittsburg.....	4	4	4	4	5	8	6	6	6	6	8	9	65	.500
Chicago.....	3	1	5	7	6	2	6	6	6	6	7	8	57	.432
St. Louis.....	2	5	6	7	4	3	6	6	6	5	6	6	56	.424
Cincinnati.....	2	5	4	2	6	3	5	6	7	7	7	7	54	.419
Washington.....	1	2	3	4	3	4	4	5	6	5	8	8	45	.341
Louisville.....	2	0	2	3	4	3	3	4	6	5	4	8	36	.277
Defeats	39	44	49	56	61	61	65	75	76	75	87	94	782	

THE TWENTY YEARS' RECORD OF THE NATIONAL LEAGUE.

From 1876 to 1895 (Inclusive).

The appended table shows the victories and defeats, games played and the percentage of victories of each pennant-winning club in the National League from 1876 to 1895, inclusive; also the number of championship games played each year, and the name of the manager of each winning club.

Year.	PENNANT WINNERS.	Won.	Lost.	Played.	Per cent. of Victories.	Grand Total Games Played Each Year.	MANAGER.
1876	Chicago	52	14	66	.788	257	Spalding
1877	Boston	31	17	48	.646	120	Harry Wright
1878	Boston	41	19	60	.680	180	Harry Wright
1879	Providence	55	23	78	.705	288	George Wright
1880	Chicago	67	17	84	.798	332	Anson
1881	Chicago	56	28	84	.667	334	Anson
1882	Chicago	55	29	84	.655	334	Anson
1883	Boston	63	35	98	.643	390	Morrill
1884	Providence	84	28	112	.750	447	Bancroft
1885	Chicago	87	25	112	.776	442	Anson
1886	Chicago	90	34	124	.725	480	Anson
1887	Detroit	79	45	124	.637	492	Watkins
1888	New York	84	47	131	.641	532	Mutrie
1889	New York	83	43	126	.659	518	Mutrie
1890	Brooklyn	86	43	129	.667	531	McGunnigle
1891	Boston	87	51	138	.630	545	Selee
1892	Boston	102	48	150	.680	913	Selee
1893	Boston	86	43	129	.667	774	Selee
1894	Baltimore	89	39	128	.695	782	Hanlon
1895	Baltimore	87	43	130	.669	783	Hanlon

THE LEAGUE CAMPAIGN OF 1895.

The pennant race campaign of 1895, in one respect, was the most exceptional known to the annals of the National League, inasmuch as the contest for championship honors between nine of the twelve clubs was close and exciting from May to September. This fact is plainly shown in the record of the percentage figures. For instance, on May 4 the difference in percentage points between the leading team and the tail-ender in the race was just 500 points; while, at the same date, the difference in points between the leading club and that occupying ninth place in the race was but 350 points; and this difference decreased each month of the campaign, as shown in the fact that on May 31 the difference had lessened down to 253 points; on June 30 it had still further decreased to 149, and on

July 31 to 72, the lowest point reached—the record on that date showing the Baltimores in the van with the percentage figures of .650, while Cincinnati occupied ninth place in the race with the figures of .519, the next club to the Cincinnati being nearly 200 points in the rear. During September, however, the difference in points got higher, and when the race ended, on September 30, it had arisen to 155 points as between the Baltimores and the New Yorks, the latter being in ninth place at the finish. Still, these closing figures of the first nine clubs in the race were far in advance of those of any previous season. We append the pennant-race records of August 31 and September 30 just to show the changes in position which were made by six of the nine leading clubs during that last month of the campaign:

RECORD OF AUGUST 31.

FIRST DIVISION.	Victories.	Defeats.	Played.	Per cent. of Victories.	SECOND DIVISION.	Victories.	Defeats	Played.	Per cent. of Victories.
Baltimore.....	67	36	103	.650	Chicago.....	57	50	107	.533
Cleveland.....	71	41	112	.634	New York.....	55	50	105	.524
Philadelphia.....	60	45	105	.571	Cincinnati....	54	50	104	.519
Boston.....	59	45	104	.567	Washington.....	32	67	99	.323
Brooklyn.....	58	47	105	.552	St. Louis.....	34	73	107	.318
Pittsburg.....	59	49	108	.546	Louisville.....	26	79	105	.248

The three leaders and the three tail-enders did not change their relative positions in the race during September, but the six intermediate clubs did—Chicago rising from ninth place to fourth, while Boston tied with Brooklyn for fifth place, the latter gaining the position by winning their series with Boston; while Pittsburg retired to seventh position and New York to ninth, Cincinnati leading New York by four percentage points—a consoling fact for that old New Yorker, Manager Ewing of the Cincinnati. The final record of the race was that of September 30, which we append:

RECORD OF SEPTEMBER 30.

FIRST DIVISION.	Victories.	Defeats.	Played.	Per cent. of Victories.	SECOND DIVISION.	Victories.	Defeats.	Played.	Per cent. of Victories.
Baltimore.....	87	43	130	.669	Pittsburg.....	71	61	*132	.538
Cleveland.....	84	46	130	.646	Cincinnati....	66	64	130	.508
Philadelphnia.....	78	53	131	.595	New York.....	66	65	131	.504
Chicago.....	72	58	130	.554	Washington.....	43	85	128	.336
Brooklyn.....	71	60	131	.542	St. Louis.....	39	92	131	.298
Boston.....	71	60	131	.542	Louisville.....	35	96	131	.267

*One game forfeited, not played.

It is noteworthy that on May 13 the pennant-race record showed the three tail-enders occupying the same relative positions in the race that they did on September 30, four and a half months later; this fact also showing how heavily the other nine League clubs had handicapped the trio by not giving them a chance to get equal with the majority in simple playing strength, a failure in carrying out true business principles which will always prove financially costly to the League as a whole. It is, of course, next to an impossibility that the valuable evening-up process, in regard to equalizing the playing strength of each individual club of the twelve comprising the League circuit, could be carried out to the extent of making the season's race a closely-contested one from first to last; but the evening-up plan should at least be observed so as to prevent such costly handicapping as three of the twelve clubs were subjected to in 1895. In this connection it is worthy of special note that, under the very best methods of equalizing the playing strength of the twelve club teams, as a whole, there always must be the particular advantage one club possesses over another, among a minority of the whole, in their having the good fortune to be in command of the services of a thoroughly competent manager, or a very able captain of a team, or of both, something only a very small minority of League teams have possessed during the past twenty years. The majority of the League clubs cannot all have Harry Wrights, Ansons or Hanlons at the head of their teams, though they may possess at different times others of less marked ability who will meet with considerable success. First-class managers come high, but clubs must have them if they desire to win pennants.

The Lessons of the Campaign.

The championship campaign of 1895, even more than did that of 1894, emphasized the fact that clubs which have pennant-winning aspirations must depend upon *thorough team-work*—alike in batting as in fielding and base-running—for success in winning championship honors; and this essential of success cannot be secured unless by the aid of *harmony* in the team ranks and *temperate* habits among the players.

The season of 1895 was no exception to preceding seasons in showing up the folly of condoning offenses and also in allowing discordant cliques in teams to offset the advantages of effective batteries and good fielding support. We will not cite special instances, showing the disastrous effects of such folly in the ranks of the minority of the League teams of 1895, as they were too well known to need

naming. But these costly drawbacks to success unquestionably lost one otherwise strong team a position among the three leaders, as it did that of another a place in the first division.

Another lesson to be conned by League magnates, for the benefit of their club teams in the near future, is that which points out the folly of depending upon special strength in one single department of the game to win pennant races. "If we had their pitchers," "or if we had their heavy batters," etc., etc., "we would have won the pennant." This is a sadly mistaken plan to work upon. The New York club had able pitchers, the Philadelphia club had "heavy hitters;" but these counted for little against the superiority in *team-work* strength of the teams of the Baltimore and Cleveland clubs. It is team-work at the *bat*, team-work in *fielding* and team-work in *base-running*, all combined in the phrase "*playing for the side*," which wins pennants, and nothing else; and the experience of each season points out this fact more plainly each year.

The experience of 1895 also pointed out very plainly the absolute necessity of adopting the double umpire plan as about the only method of securing anything like correct umpiring in the base ball arena. The duties of judging called balls and strikes have become so onerous under the dangerous fire of the batteries of the period that it is impossible for the best and most experienced of umpires to be as correct in his difficult work behind the bat, while hampered with the additional task of judging points at play in base-running, as he otherwise would be if his duties were confined solely to judging balls and strikes.

Again, in discussing the umpire question, another thing—plainly proved by the experience of 1895—was the utter failure of the plan of increasing the amount of fines in penalizing the offence of disputing umpires' decisions. The large amount of the fines rendered umpires loth to inflict the penalty where it was possible to evade the rule. The new law of removing offensive kickers from the field, if passed, cannot but work more advantageously in 1896 than did the heavy fining rule of 1895.

THE CHAMPIONSHIP CAMPAIGN OF 1895.

The Opening of the Season on April 18.

The championship campaign of 1895 began on April 18, on which date four Eastern and six Western teams took the field, viz.: the Baltimore and Philadelphia, at Baltimore; the New Yorks and Brooklyns, at New York; the Cincinnati and Cleve-

lands, at Cincinnati; the Chicagos and St. Louis, at St. Louis, and the Pittsburgs and Louisvilles, at Louisville, the Boston and Washington teams not meeting on the field until the following day. At New York the day opened very auspiciously for a lively season and most promisingly for a large patronage, fully 25,000 people being present at the Polo Grounds when Mayor Strong threw the ball to the pitcher and opened the game. The result of the contest was a well-earned victory for the visiting team from Brooklyn by a score of 7 to 4. At Baltimore, too, a large crowd were assembled to see the opening game between the visiting Phillies and the local Orioles, over 14,000 people being present, the latter team, to the surprise of all, being defeated, the Phillies winning by 7 to 6. Out West 13,000 people saw the local team at Cincinnati take the visiting Cleavelands into camp by 10 to 8, while at Louisville the visiting Pittsburg team were defeated by the Colohels by 11 to 2, the largest crowd seen for many years being present; the Chicagos defeating the home team at St. Louis by 10 to 7 before 12,000 people. The next day the Bostons opened their season before a crowd of 15,000, they defeating the visiting Washingtons by 11 to 6. Thus the opening contests of the season resulted in victories for the Philadelphia, Brooklyn and Boston teams in the East and the Chicago, Cincinnati and Louisville teams in the West, the six tail-enders of the second division being the New York, Baltimore and Washington clubs of the East and the Cleveland, Pittsburg and St. Louis teams of the West.

The First Home-and-Home Series.

The first home and home series, which began on April 18, ended on May 5, on which date the twelve clubs occupied the following relative positions in the pennant race:

FIRST DIVISION.	Victories.	Defeats.	Played.	Per cent. of Victories.	SECOND DIVISION.				
					Victories.	Defeats.	Played.	Per cent. of Victories.	
Pittsburg	9	3	12	.750	New York.....	5	5	10	.500
Cleveland.....	8	4	12	.667	Cincinnati.....	6	7	13	.462
Boston.....	6	3	9	.667	Philadelphia.....	4	6	10	.400
Baltimore.....	5	4	9	.556	Louisville.....	4	8	12	.333
Brooklyn.....	5	4	9	.556	Washington.....	3	6	9	.333
Chicago.....	6	6	12	.500	St. Louis.....	4	9	13	.308

Totals—Victories, 65; defeats, 65.

It will be seen by the foregoing table that the first home-and-home campaign left three clubs of each section in the first division, with the Pittsburgs in the van; Philadelphia and Cincinnati having fallen off badly since their opening day victories,

St. Louis showing up the poorest of the lot, the difference in percentage points between the leading Pittsburgs and the St. Louis tail-enders, at the end of the series, being 442 points, thereby showing a rather one-sided race thus far, as a whole.

The First East vs. West Campaign.

The new rule of sending the Eastern teams West directly after the first home-and-home series, instead of having the Western teams visit the East first, went into effect in 1895 for the first time in many years, and the change worked very successfully, as it gave to the Western teams a valuable opportunity to open the season in the East vs. West series to more advantage than they did in 1894, when they came East in May. The result of this East vs. West campaign—which began in the West on May 6—was that, at its close, on May 26, four Western clubs were found to be in the first division while four Eastern teams were left in the second division. The clubs which gained ground in the race during the series were the Western teams of Cincinnati and Chicago, the Pittsburgs still holding the lead at the finish while the Clevelands had lost ground. Of the Eastern teams Brooklyn, Baltimore and Boston lost ground, while New York and Philadelphia got into better positions; the Washington, St. Louis and Louisville teams by this time having become fixtures as the three tail-enders in the race, the difference in percentage points between the Pittsburg leaders and the Louisville tail-enders at the close of the series, on May 26, was no less than 514 points, while the difference between the Pittsburgs and the Brooklyns—the latter occupying ninth place on that date—was but 329, these figures showing that the close race between the first nine clubs, which ultimately became such a feature of the campaign at large, had already begun. The relative positions of the twelve clubs in the pennant race at the end of the first East vs. West campaign, on May 26, were as follows:

FIRST DIVISION.					SECOND DIVISION.				
	Victories.	Defeats.	Played.	Per cent. of Victories.		Victories.	Defeats.	Played.	Per cent. of Victories.
Pittsburg.....	20	8	28	.714	Baltimore.....	11	11	22	.500
Cincinnati.....	20	10	30	.667	Boston.....	12	12	24	.500
Chicago.....	19	11	30	.633	Brooklyn.....	10	16	26	.385
Cleveland.....	17	12	29	.586	St. Louis.....	11	19	20	.367
Philadelphia.....	13	12	25	.520	Washington.....	9	17	36	.346
New York.....	13	12	25	.520	Louisville.....	5	20	25	.200

Totals—Victories, 160; defeats, 160.

The first tour of the Western clubs to the East was begun on May 27, their first games being played on May 28, no home-and-home series intervening in 1895, as there was in 1894. Cleveland opened the campaign with a victory in New York, as did Pittsburg in Washington; but Chicago lost in Brooklyn, Cincinnati in Philadelphia, St. Louis in Boston and Louisville in Baltimore. At the end of the West vs. East campaign, on June 28, quite a change in the relative positions of the twelve clubs was found to have taken place; Boston, at the finish, occupying the leading position, with Baltimore a good second; Cincinnati; having fallen off from second position, held on May 26, down to ninth place; Pittsburg, from the lead to third position; Chicago going from third to fifth position, and Philadelphia from fifth place to eighth, while Cleveland and New York had held their own, and Washington had passed St. Louis. The pennant race record at the end of the West vs. East campaign on June 18 left the twelve clubs occupying the following relative positions in the race:

FIRST DIVISION.				SECOND DIVISION.					
	Victories.	Defeats.	Played.	Per cent. of Victories.		Victories.	Defeats.	Played.	Per cent. of Victories.
Boston.....	27	15	42	.643	Philadelphia.....	23	21	44	.523
Baltimore.....	24	16	40	.600	Brooklyn.....	23	21	44	.523
Pittsburg.....	23	19	42	.596	Cincinnati.....	23	22	45	.511
Cleveland.....	27	20	47	.574	Washington.....	19	24	43	.442
Chicago.....	23	21	44	.571	St. Louis.....	16	32	48	.421
New York.....	24	21	45	.533	Louisville.....	7	37	44	.159

Totals—Victories, 269; defeats, 269.

By this time it had become evident that the race, as between the first nine clubs of the twelve, was going to be an unusually close one. While the difference in percentage points between the leader and the tail-ender on June 18 was no less than 484 points, the difference between the leader and the club occupying ninth place in the race on the same date was but 132 points, thereby showing a decided improvement over the record of the previous series' campaign, the latter figures being respectively 514 and 329, a noteworthy advance in the closeness of the contest between the first nine clubs in the first campaign.

Now came the second home-and-home series and as the six clubs of each section had been battling with each other from May 6 to June 18 continuously, the second home-and-home games were looked forward to with renewed interest. When the second series began three Eastern clubs occupied places in

the first division and three Western clubs in the second. Boston was in the van, with Pittsburg second and Baltimore third, followed by Cleveland, Chicago and Philadelphia, New York and Brooklyn both being in the second division, with Cincinnati tied with Brooklyn for ninth place. The series began on June 19 and ended July 5, it being a short one. By the end of this second home-and-home campaign the Baltimores had obtained the lead, with Pittsburg second and Boston third, followed by Chicago, Cleveland and Brooklyn, Cincinnati had pulled up from ninth to seventh place, leaving the Phillies eighth and New York ninth. The three tail-enders by this time had become fixtures in the last three positions, Washington being tenth, while the difference in percentage points between the leader and tail-ender stood at 468, that between the first and ninth clubs in the race was only 149 points, and in this respect the race between the first nine clubs was becoming an exceptional one. The pennant race record on July 5, at the end of the second home-and-home campaign, stood as follows:

FIRST DIVISION.	FIRST DIVISION.			Per cent. of Victories.	SECOND DIVISION.	SECOND DIVISION.			Per cent. of Victories.
	Victories.	Defeats.	Played.			Victories.	Defeats.	Played.	
Baltimore.....	33	20	53	.623	Cincinnati.....	33	26	59	.559
Pittsburg.....	37	25	62	.597	Philadelphia.....	31	25	56	.554
Boston.....	32	22	54	.593	New York.....	27	30	57	.474
Chicago.....	38	27	65	.585	Washington.....	23	34	57	.404
Cleveland.....	36	26	62	.581	St. Louis.....	20	42	62	.323
Brooklyn.....	32	25	57	.561	Louisville.....	9	49	58	.155

Totals—Victories, 351; defeats, 351.

On July 6 the six Eastern teams began their second Western tour, and the result of the campaign was looked forward to anxiously by the three clubs of Philadelphia, Brooklyn and New York, which clubs occupied the seventh, eighth and ninth positions, respectively, in the second division. By the end of the campaign four of the Western clubs were in the first division, leaving Boston and Baltimore as the only Eastern clubs in that division. One result of this campaign was the success of the Cleveland team in getting into first place, the Pittsburgs being a good second, Baltimore and Boston having fallen back to third and fourth positions, respectively; Cincinnati and Chicago being in fifth and sixth places. Neither Philadelphia, Brooklyn nor New York were able to get out of the second division while out West; nor was any change made in the positions of the three tail-enders of Washington, St. Louis and Louisville. Here is the pennant-race record at the close of last Western tour of the Eastern clubs, on July 28:

FIRST DIVISION.	Victories.	Defeats.	Played.	Per cent. of Victories.	SECOND DIVISION.	Victories.	Defeats.	Played.	Per cent. of Victories.
	Cleveland.....	52	34	86		.619	Brooklyn.....	41	35
Pittsburg.....	47	31	78	.603	Philadelphia.....	39	34	73	.534
Baltimore.....	43	31	74	.581	New York.....	39	36	75	.520
Boston.....	42	31	73	.575	Washington.....	25	45	70	.357
Cincinnati.....	45	35	80	.563	St. Louis.....	28	53	81	.346
Chicago.....	46	38	84	.548	Louisville.....	15	59	74	.203

Totals—Victories, 462; defeats, 462.

By the end of July the struggle for championship honors had almost settled down to a fight between six clubs, though nine clubs were still fighting for a place in the first division. But there were three of the twelve clubs which had, by this time, become tail-end fixtures, with no show for escaping their positions in the rear of the second division clubs. The Washingtons had advanced over their position of 1894 by a single step—from eleventh to tenth place—and they were fighting hard with St. Louis to maintain it. Louisville had a mortgage on the “last ditch,” however, and held on to it to the finish. On July 29 the third home-and-home series was commenced, with Cleveland in the van, Pittsburg a close second and Baltimore third, followed in order by Boston, Cincinnati and Chicago; the second division clubs being headed by Philadelphia, with Brooklyn in eighth place and New York in ninth. Each month of the campaign had shown the gap between the leader and the ninth club in the race lessening every month. For instance, on April 30 the difference in percentage points between the leader and the club occupying ninth place was 356 points; on May 31 it had been lowered to 253; on June 30 it had got down to 149 points, and on July 31 the difference was only 72 points, and the excitement in regard to the final result increased each month of the campaign. In August, however, the list of clubs, still open for one or other of the first three positions in the race, began perceptibly to diminish; and by the first week in September only a third of the twelve clubs were in the race, so far as getting one or other of the first three positions was concerned, the difference in percentage points between the leader and the ninth club having risen to 131 points by August 31, and the final figures on September 30 went up to 165.

On August 19 the third home-and-home series ended, and by this time it had become plainly evident that a close finish would be likely to occur between Baltimore and Cleveland for

first place, and the third home-and-home campaign was anticipated with very lively interest, inasmuch as Cleveland early led all the Western teams and had won five out of eight games with Baltimore up to that date. Cleveland held the lead up to August 22, but after that they gave place to Baltimore, which team then held the lead from August 23 to the finish. During August the main struggle, outside of that between Baltimore and Cleveland, was for third place, and it looked promisingly for Pittsburg up to August 28, when that club began to fall off badly while Boston advanced, and by August 31 Pittsburg had been pushed down to sixth position while Philadelphia had fought its way up to third place, Boston and Brooklyn following in order. On September 10 the last week of each series ended, with four Eastern clubs in the first division in company with the Cleveland and Pittsburg teams, the pennant race record on September 3 leaving the twelve clubs as occupants of the following relative positions in the race:

FIRST DIVISION.				SECOND DIVISION.					
	Victories.	Defeats	Played.	Per cent. of Victories.		Victories.	Defeats.	Played.	Per cent. of Victories.
Baltimore.....	73	38	111	.658	New York.....	61	54	115	.530
Cleveland.....	74	45	119	.622	Chicago.....	61	55	116	.526
Philadelphia.....	69	46	115	.600	Cincinnati.....	59	54	113	.522
Brooklyn.....	63	50	113	.558	St. Louis.....	36	79	115	.313
Boston.....	63	50	113	.558	Washington.....	34	75	109	.312
Pittsburg.....	63	54	117	.538	Louisville.....	30	86	116	.259

Totals—Victories, 686 ; defeats, 686.

The last home-and-home series led to only one change being made in the above order, the Pittsburg club retiring into the second division while Chicago rallied in fine style and entering the first division, pushed itself ahead of both Brooklyn and Boston and ended in fourth place. It was a rattling contest between Baltimore and Cleveland in the last home-and-home campaign. At one time, on September 21, there were only 11 points between them, Baltimore leading with 81 victories and 42 defeats, percentage .659, Cleveland being second with 83 victories and 45 defeats, percentage .648. The latter, unfortunately for them, played exhibition games on off days at this time, besides which they allowed Louisville to whip them, while Baltimore had an easy snap with the Phillies and the New Yorks, they winning five out of the seven games played with the two. The pennant race at the finish left the twelve clubs in the following order:

Full Record of 1895.

CLUBS OF 1895.	Baltimore.	Cleveland.	Philadelphia	Chicago.	Brooklyn.	Boston.	Pittsburg.	Cincinnati.	New York.	Washington.	St. Louis.	Louisville.	Victories.	Per cent. of Victories.
	Baltimore.....		5	8	8	7	10	7	8	9	9	6	10	87
Cleveland.....	6		7	5	10	6	7	6	7	9	11	10	84	.646
Philadelphia.....	4	5		6	7	7	8	8	8	8	7	10	78	.595
Chicago.....	4	6	6		6	5	6	6	6	6	10	9	72	.554
Brooklyn.....	5	2	5	6		4	5	5	5	5	9	11	71	.542
Boston.....	2	6	5	7	4		7	5	8	9	9	9	71	.542
Pittsburg.....	5	5	4	4	5	5		6	8	8	9	10	71	.538
Cincinnati.....	4	6	4	7	7	7	4		4	8	9	6	66	.508
New York.....	3	5	3	8	3	4	4	8		8	11	9	66	.504
Washington.....	3	3	4	2	7	3	4	4	4		5	6	43	.336
St. Louis.....	6	1	5	2	3	3	3	3	1	6		6	39	.298
Louisville.....	1	2	2	3	1	3	2	6	3	6	6		35	.267
Defeats.....	13	46	53	58	60	60	61	64	65	85	92	96	783	

A Record for Comparison.

An interesting table is presented below, in the form of the record of the twelve clubs in each season's pennant race as it stood each year on July 31, from 1893 to 1895, inclusive. It is worthy of note that the difference in percentage points between the leader and the ninth club in the race stood in 1893 at 237 points, while in 1894 it was 229, and in 1895 only 72 points, showing how more even the contest was in 1895 than before made. Here are the three half season records in question:

1893.	Won.	Lost.	Per cent. of Victories.	1894.	Won.	Lost.	Per cent. of Victories.	1895.	Won.	Lost.	Per cent. of Victories.
	Boston.....	54			27	.667			Boston.....	54	
Philadelphia..	49	30	.620	Baltimore....	47	29	.618	Pittsburg...	49	33	.598
Pittsburg....	46	33	.582	New York...	49	31	.612	Baltimore...	45	31	.592
Cleveland....	42	31	.575	Cleveland....	46	34	.575	Cincinnati...	45	35	.563
Brooklyn....	41	38	.519	Brooklyn...	42	35	.545	Chicago.....	49	39	.557
Cincinnati...	33	42	.475	Pittsburg...	43	38	.531	Boston.....	42	34	.553
St. Louis....	37	41	.474	Philadelphia.	40	36	.526	Philadelphia.	42	35	.545
New York....	37	42	.468	Cincinnati...	39	41	.488	Brooklyn....	42	37	.532
Baltimore....	34	45	.430	Chicago.....	34	45	.430	New York....	41	37	.526
Chicago.....	33	45	.423	St. Louis....	35	50	.412	Washington..	26	47	.356
Washington..	31	48	.392	Louisville...	27	56	.325	St. Louis....	28	57	.329
Louisville...	25	45	.357	Washington..	24	57	.296	Louisville...	18	59	.234

It will be noticed that in no season were the three leaders alike, nor the three tail-enders, for that matter. In 1893 three Eastern teams were in the first division at the end of the July campaign, four at the end of 1894 and only two in 1895. The season of 1892 is not included, as that had a double season pennant race.

THE MONTHLY CAMPAIGNS OF 1895.

One of the most interesting of the several chapters of League statistics of each championship season is that which shows the progress made by each club in the pennant race each month of the season, and we now present the records of each month for the past season of 1895; the tables including each separate month's victories and defeats scored by each of the twelve clubs; the names of the clubs being given in the order of most victories credited. To this table is added that of the pennant race record, as it stood at the end of each month of the championship season; this latter record showing in addition the relative positions in the two divisions occupied by each of the twelve clubs.

THE APRIL CAMPAIGN.

FIRST DIVISION.	Victories.	Defeats.	Played.	Per cent. of Victories.	SECOND DIVISION.				
					Victories.	Defeats.	Played.	Per cent. of Victories.	
Pittsburg....	7	2	9	.778	Boston..	3	3	6	.500
Baltimore.....	4	2	6	.667	Washington.....	3	3	6	.500
Cincinnati.....	5	4	9	.556	Chicago.....	4	5	9	.444
Cleveland.....	5	4	9	.556	Louisville.....	3	6	9	.333
Brooklyn.....	3	3	6	.500	St. Louis.....	3	6	9	.333
New York.....	3	3	6	.500	Philadelphia.....	2	4	6	.333

Totals—Victories, 45; defeats, 45.

The above record is not only the regular monthly table of victories and defeats scored during April, but also the pennant race record as it stood at the close of the month's campaign on April 30. It will be seen that the difference in percentage points between the leader and the tail-enders at the end of the month was 445 points, showing a rather uneven contest at the start of the race. Only 45 games were played in April.

It will be seen that the West had the best of the opening month, Pittsburg leading Baltimore, and both Cincinnati and Cleveland Brooklyn and New York in the first division, while Louisville and St. Louis left Philadelphia in the last ditch, the Phillies being nowhere at the end of the opening month of the campaign, while the best Boston did was to tie Washington in the second division.

THE MAY CAMPAIGN.

The leading Western teams did good work in May, but the feature of the month's campaign was the jump of the Phillies out of the last ditch into the first division, Baltimore falling off badly. The following is the total record of games won and lost during the May campaign, the names of the clubs being given in the order of percentage of victories scored during the May campaign.

MAY RECORD.

FIRST DIVISION.				SECOND DIVISION.					
Victories.	Defeats.	Played.	Per cent. of Victories.	Victories.	Defeats.	Played.	Per cent. of Victories.		
Philadelphia	15	8	23	.652	Baltimore.....	11	9	20	.550
Cincinnati.....	16	9	25	.640	New York.....	12	12	24	.500
Chicago.....	16	9	25	.640	Brooklyn.....	9	14	23	.391
Pittsburg.....	15	9	24	.625	Washington.....	9	16	25	.360
Cleveland.....	13	9	22	.591	St. Louis.....	8	16	24	.333
Boston.....	12	9	21	.571	Louisville.....	2	18	20	.100

Totals—Victories, 138; defeats, 138.

The pennant race record at the end of the May campaign, on May 31, was as follows:

MAY RECORD.

FIRST DIVISION.				SECOND DIVISION.					
Victories.	Defeats.	Played.	Per cent. of Victories.	Victories.	Defeats.	Played.	Per cent. of Victories.		
Pittsburg	22	11	33	.667	Boston.....	15	12	27	.556
Cincinnati.....	20	13	33	.606	New York.....	15	15	30	.500
Cleveland.....	19	13	32	.594	Brooklyn.....	12	17	29	.414
Chicago.....	20	14	34	.588	Washington.....	12	19	31	.387
Philadelphia.....	17	12	29	.586	St. Louis.....	11	22	33	.333
Baltimore.....	15	11	26	.577	Louisville.....	5	24	29	.172

Totals—Victories, 183; Defeats, 183.

THE JUNE CAMPAIGN.

Boston did the best work in the June campaign, Brooklyn also making a good record that month, while Pittsburg lost ground and Cincinnati fell off badly. Baltimore improved over its May record, while Louisville continued to show weakness; that club winning but five games during May and June out of a total of forty-three played, its May record percentage figures being but .100 and that of June .154. Here is the month's record of victories and defeats of each club, as also the race record as it stood on June 30.

THE JUNE RECORD.

The monthly record for June, in victories and defeats scored during that month's campaign, left the clubs occupying the following relative positions for the month's play:

JUNE RECORD.

CLUBS.	Victories.	Defeats.	Played.	Per cent. of Victories.	CLUBS.	Victories.	Defeats.	Played.	Per cent. of Victories.
Boston.....	17	6	23	.739	Philadelphia.....	11	12	23	.478
Brooklyn.....	16	8	24	.667	New York.....	11	12	23	.478
Baltimore.....	15	8	23	.652	Washington.....	10	12	22	.455
Cleveland.....	14	10	24	.583	Cincinnati.....	9	11	20	.450
Chicago.....	15	11	26	.577	St. Louis.....	6	18	24	.250
Pittsburg.....	12	11	23	.522	Louisville.....	3	20	23	.130

Totals—Victories, 139; defeats, 139.

The pennant race record on June 30 stood as follows:

JUNE RECORD.

FIRST DIVISION.	Victories.	Defeats.	Played.	Per cent. of Victories.	SECOND DIVISION.	Victories.	Defeats.	Played.	Per cent. of Victories.
Boston.....	32	18	50	.640	Philadelphia.....	28	24	52	.538
Baltimore.....	30	19	49	.612	Brooklyn.....	28	25	53	.528
Pittsburg.....	34	22	56	.607	New York.....	26	27	53	.491
Cleveland.....	33	23	56	.589	Washington.....	22	31	53	.415
Chicago.....	35	25	60	.583	St. Louis.....	17	40	57	.298
Cincinnati.....	29	24	53	.540	Louisville.....	8	44	52	.154

Totals—Victories, 322; defeats, 322.

THE JULY CAMPAIGN.

Cleveland proved to be the most successful club in the July campaign. New York also did well this month, as did Cincinnati and Philadelphia, Baltimore falling off somewhat, as that club only won a little more than half the games they played in July, Brooklyn following suit. The Chicagos lost more than they won, and Boston fell off badly, while Washington won but three out of nineteen games.

THE JULY RECORD.

The monthly record, showing the victories and defeats scored during the month of July, is as follows:

JULY RECORD.

CLUBS.	Victories.	Defeats.	Played.	Per cent. of Victories.	CLUBS.	Victories.	Defeats.	Played.	Per cent. of Victories.
Cleveland.....	19	11	30	.633	Brooklyn.....	13	12	25	.520
New York.....	14	9	23	.609	Chicago.....	13	14	27	.481
Cincinnati.....	16	11	27	.593	St. Louis.....	11	15	26	.423
Philadelphia.....	14	10	24	.583	Boston.....	10	15	25	.406
Pittsburg.....	14	11	25	.560	Louisville.....	10	15	25	.406
Baltimore.....	14	12	26	.538	Washington.....	3	16	19	.158

Totals—Victories, 151 ; defeats, 151.

The record showing how the twelve clubs stood in the pennant race at the close of the July campaign is as follows:

JULY RECORD.

FIRST DIVISION.	Victories.	Defeats.	Played.	Per cent. of Victories.	SECOND DIVISION.	Victories.	Defeats.	Played.	Per cent. of Victories.
Cleveland.....	52	35	87	.598	Philadelphia.....	42	35	77	.545
Pittsburg.....	49	33	82	.598	Brooklyn.....	42	37	79	.532
Baltimore.....	45	31	76	.592	New York.....	41	37	78	.526
Cincinnati.....	45	35	80	.563	Washington.....	26	47	73	.356
Chicago.....	49	39	88	.557	St. Louis.....	28	57	85	.329
Boston.....	42	34	76	.553	Louisville.....	18	59	77	.234

Totals—Victories, 479 ; defeats, 479.

THE AUGUST CAMPAIGN.

Baltimore rallied finely during August, that club winning no less than 23 games out of 27 played; Cleveland, too, won 19 out of 21. On the other hand, St. Louis lost 17 out of 23 and Washington 20 out of 26. The best New York could do was to win half their games, while four Western teams lost more games than they won. Brooklyn and Philadelphia each lost more than a third of their games, as did Boston. Baltimore, Cleveland and Philadelphia took up their positions as first, second and third in the race, as did Washington, St. Louis and Louisville their respective positions as tenth, eleventh and twelfth, the other six battling for places in the first division. Here are the tables:

AUGUST RECORD.

CLUBS.	Victories.	Defeats.	Played.	Per cent. of Victories.	CLUBS.	Victories.	Defeats.	Played.	Per cent. of Victories.
Baltimore.....	23	4	27	.857	Chicago.....	9	11	20	.450
Cleveland.....	19	7	26	.731	Pittsburg.....	11	17	28	.393
Brooklyn.....	18	10	28	.643	Cincinnati.....	9	15	24	.375
Philadelphia.....	18	11	29	.621	Louisville.....	8	20	28	.286
Boston.....	17	12	29	.586	St. Louis.....	6	17	23	.261
New York.....	14	14	28	.500	Washington.....	6	20	26	.231

Totals—Victories, 158; defeats, 158.

The pennant race record on August 31 stood as follows:

AUGUST RECORD.

FIRST DIVISION.	Victories.	Defeats.	Played.	Per cent. of Victories.	SECOND DIVISION.	Victories.	Defeats.	Played.	Per cent. of Victories.
Baltimore.....	67	36	103	.650	Chicago.....	57	50	107	.533
Cleveland.....	71	41	112	.634	New York.....	55	50	105	.524
Philadelphia.....	60	45	105	.571	Cincinnati.....	54	50	104	.519
Boston.....	59	45	104	.567	Washington.....	32	67	99	.323
Brooklyn.....	58	47	105	.552	St. Louis.....	34	73	107	.318
Pittsburg.....	59	49	108	.546	Louisville....	26	29	105	.248

Totals—Victories, 632; defeats, 632.

THE SEPTEMBER RECORD.

Had the Clevelands played as well in September as they did in July and August they would have won the pennant, but poor management in the arrangement of their team led to their winning only a third of their matches, while Baltimore won no less than 20 out of 27, the Phillies being the next most successful. Chicago, too, made a good rally, while the best Brooklyn and Pittsburg could do was to win half their games. Cincinnati won a larger proportion of their games than New York did, the latter club being driven into ninth position. Here is the month's record:

SEPTEMBER RECORD.

CLUBS.	Victories.	Defeats.	Played.	Per cent. of Victories.	CLUBS.	Victories.	Defeats.	Played.	Per cent. of Victories.
Baltimore.....	20	7	27	.741	Boston.....	13	15	28	.464
Philadelphia.....	18	8	26	.692	Cincinnati.....	12	14	26	.462
Cleveland.....	12	6	18	.667	New York.....	11	14	25	.440
Chicago.....	15	8	23	.652	Washington.....	11	19	30	.387
Brooklyn.....	13	13	26	.500	Louisville.....	9	17	26	.346
Pittsburg.....	12	12	24	.500	St. Louis.....	6	19	25	.240

Totals—Victories, 152; defeats, 152.

The final record of the season showed the twelve clubs occupying the following relative positions in the pennant race record on September 30:

THE SEASON'S PENNANT RACE RECORD.

FIRST DIVISION.	Victories.	Defeats.	Played.	Per cent. of Victories.	SECOND DIVISION.				
					Victories.	Defeats.	Played.	Per cent. of Victories.	
Baltimore.....	87	43	130	.669	Pittsburg.....	71	61	132	.538
Cleveland.....	84	46	130	.646	Cincinnati.....	66	64	130	.508
Philadelphia....	78	53	131	.595	New York.....	66	65	131	.504
Chicago.....	72	58	130	.554	Washington.....	43	85	128	.336
Brooklyn.....	71	60	131	.542	St. Louis.....	39	92	131	.298
Boston.....	71	60	131	.542	Louisville.....	35	96	131	.267

Totals—Victories, 783; defeats, 783.

The Brooklyn club, having won their series with Boston, is given fifth place in the race, though tied with Boston in percentage figures. The full monthly record for 1895 is as follows:

THE MONTHLY RECORD FOR 1895.

CLUBS.	April.		May.		June.		July.		August.		Sept.	
	W.	L.	W.	L.	W.	L.	W.	L.	W.	L.	W.	L.
Baltimore.....	4	2	11	9	15	8	14	12	23	4	20	7
Cleveland.....	5	4	13	9	14	10	19	11	19	4	12	6
Philadelphia....	2	4	15	8	11	12	14	10	18	11	18	8
Chicago.....	4	5	16	9	15	11	13	14	9	11	15	8
Brooklyn.....	3	3	9	14	16	8	13	12	18	10	13	13
Boston.....	3	3	12	9	17	6	10	15	17	12	13	15
Pittsburg.....	7	2	15	9	12	11	14	11	11	17	12	12
Cincinnati.....	5	4	16	9	9	11	16	11	9	15	12	14
New York.....	3	3	12	12	11	12	14	9	14	14	11	14
Washington.....	3	3	9	16	10	12	3	16	6	20	11	19
St. Louis.....	3	6	8	16	6	18	11	15	6	17	6	19
Louisville.....	3	6	2	18	3	20	10	15	8	20	9	17

The Record of Each Individual Club in the Championship Campaign of 1895.

In presenting the details of the work done on the field by each of the twelve clubs in the championship campaign of 1895, we again make the three leading clubs in the race exceptional, in giving them more extended tables than are awarded the other nine clubs. The first table of details of the work of the champion



BALTIMORE BASE BALL CLUB, 1895.

- W. Brodie
- A. Clarkson
- H. Reitz
- W. Gleason
- C. Esper
- J. McMahon
- J. Kelley
- Pres. E. Hanlon
- G. Carey
- E. Hanlon
- W. Robinson
- G. Hemming
- F. Bowerman
- W. Hoffer
- W. Clark
- A. Pond
- W. Hoffer
- H. Jennings
- W. Keeler

Reproduced by kind permission of Bachrach & Bro., Baltimore.



PHILADELPHIA BASE BALL CLUB, 1895.

- | | | | | | | |
|----------|---------|-----------|-------|----------|----------|---------|
| Callahan | Allen | Delehanty | Boyle | Thompson | Taylor | Reilly |
| Clements | Weyhing | Hallman | Irwin | Carsey | Hamilton | Haddock |
| McGinnis | | Sharrott | | Turner | | Grady |



Moran Terry **Abbey** Everitt **Stewart**
Dahlen **Decker** **Hutchison** **Wilmot**
Ryan **Kittridge** **Irwin** **Griffith** **Donahue**

CHICAGO BASE BALL TEAM 1895



BROOKLYN BASE BALL TEAM 1895.

- | | | | | | | | | |
|--------|---------|----------|-------|----------|---------|----------|---------|--------|
| Hines | Burrell | Gumbert | Abbey | Tredway | Shindle | Daly | Daub | Schoch |
| Mulvey | Dailey | LaChance | Foutz | Griffin | Grim | Anderson | Kennedy | Burns |
| | Stein | | | Corcoran | | | | |

Reproduced by kind permission of Gardner & Co., Brooklyn.



Stivetts	Ryan	Sexton	Ganzel	Nichols
Lowe	Duffy	Hodson	Collins	Warner
Dolan	McCarthy	Nash	Selee	Sullivan
	Nyce	Bannon	Long	
		Tenney	Tucker	

Reproduced by kind permission of G. Waldon Smith, Boston, Mass.



Bierbauer	Niles	Kinslow	Donovan	Killen	Hawley
Clingman	Smith	Coakley	Mack	Genins	Stenzel
Hart	Menafee	Sugden		Beckley	Cross



Holliday McPhee Phillipps Gray Vaughn Parrott Rhines Spies Dwyer
 Merritt Murphy Capt. Ewing Hoy Miller Smith
 Foreman Latham Hogriever
 Tribby, the Mascot

Baltimores for 1895 is that showing the victories and defeats scored, the drawn games played, the total games won and lost and the per cent. of victories scored by the Baltimores against each opposing club of the eleven they played with. Here is the record in question:

THE BALTIMORE CLUB'S RECORD,

BALTI- MORE vs.	EASTERN CLUBS.						WESTERN CLUBS.						Grand Totals.	
	Philadel- phia.	Brooklyn.	Boston.	New York.	Washington.	Totals.	Cleveland.	Chicago.	Pittsburg.	Cincinnati.	St. Louis.	Louisville.		Totals.
Victories..	8	7	10	9	9	43	5	8	7	8	6	10	44	87
Defeats..	4	5	2	3	3	17	6	4	5	4	6	1	26	43
Played...	12	12	12	12	12	60	11	12	12	12	12	11	70	130
Drawn...	1	0	0	0	0	1	0	0	1	0	0	0	1	2
P.ct. Vict.	.667	.583	.833	.750	.750	.705	.455	.667	.583	.667	.500	.909	.629	.669

It will be seen by the above table that the champions of 1895 played their full quota of games with all of the clubs except the Cleveland, Louisville and Pittsburg clubs, the latter forfeiting an unplayed game. The record, too, shows that they made the best percentage of victory figures against the Louisville club and the smallest against the Cleavelands, the St. Louis club managing to close the season even with them, though eleventh in the pennant race. Against the five Eastern clubs, opposed to the champions they won 43 out of 60 games, their percentage of victories being .705, while against the six Western teams they won but 44 out of 70 games, their percentage being but .629. Against the whole eleven clubs the percentage was .669. Only two games were drawn out of 131 games played 130 being won and lost, 2 drawn and 1 forfeited to them by the failure of the opposing club to be on time.

The following table shows the figures of the series won, lost, tied and unfinished between the champions and the opposing eleven clubs, also the "Chicago" victories and defeats, the games won and lost by a single run, the single and double figure victories and defeats, and the games won and lost at home and abroad. This table completes the record of the most important details of the Baltimores' team-play with the eleven opposing clubs during the past championship season of 1895. The figures of drawn games are not included in the following table.

BALTIMORE VS.	EASTERN CLUBS.					WESTERN CLUBS.					Grand Totals.			
	Philadelpha.	Brooklyn.	Boston.	New York.	Washington.	Totals.	Cleveland.	Chicago.	Pittsburg.	Cincinnati.		St. Louis.	Louisville.	Totals.
Series won.....	1	1	1	1	1	5	0	1	1	1	0	1	4	9
Series lost.....	0	0	0	0	0	0	0	0	0	0	0	0	0	0
Series tied.....	0	0	0	0	0	0	0	0	0	0	1	0	1	1
Series unfinished.....	0	0	0	0	0	0	1	0	0	0	0	1	2	2
"Chicago" victories.....	0	2	0	0	1	3	0	1	2	1	2	0	7	10
"Chicago" defeats.....	0	0	1	0	0	1	1	0	0	0	0	0	1	2
Won by one run.....	2	0	3	2	2	9	0	2	0	1	1	1	5	14
Lost by one run.....	1	3	0	1	0	5	3	0	3	0	1	1	8	13
Single figure victories.....	4	2	6	9	4	25	4	6	3	3	5	4	25	50
Single figure defeats.....	2	4	2	2	1	11	5	2	5	2	6	1	21	32
Double figure victories.....	4	5	4	0	5	18	1	2	4	5	1	6	19	37
Double figure defeats.....	2	1	0	0	2	5	1	2	0	2	0	0	5	10
Home victories.....	5	4	6	5	6	26	4	4	5	5	4	6	28	54
Home defeats.....	1	2	0	1	0	4	2	2	1	1	4	0	10	14
Victories abroad.....	3	3	4	4	3	17	1	4	2	3	2	4	16	33
Defeats abroad.....	3	3	2	2	3	13	4	2	4	3	2	1	16	29

It will be seen by the above record that the champions won nine series out of the eleven, one series being unfinished and the other tied. Cleveland won six games to the Baltimores' five in their series with the champions, one game being left unplayed. Of course, if a club fails to win seven of the twelve games of the series it cannot be credited with a won series, though, as in this case, it may have the best of its opponent by winning a majority of the games played.

The champions "Chicago" their adversaries ten out of the twelve games marked by a blank score for the defeated team. No less than 27 games were played in which the winning side won by a single run, the champions winning 14 games and losing 13 by one run. Out of a total of 82 single figure games they won no less than 50; and out of 47 double figure games they won 37. They were far more successful at home than abroad, they winning 54 games at home to but 33 abroad; their defeats at home, too, were less numerous than those abroad by 10 to 14. It will be seen that the champions had less difficulty in fighting against their Eastern opponents than they did against their Western adversaries. For instance, they won all of their series with the Eastern clubs, and only 4 out of 6 with the Western clubs. The champions, however, found the Pittsburgs the easiest to "Chicago," as they shut out the Pirates four times. The highest score the Baltimores made in any one championship game was 23 to 4, at Baltimore, against the

Phillies, on April 20. The best they did in a double figure game against the Western teams was 22 to 5, when playing Cincinnati at Baltimore on August 24. The highest score made against them by an Eastern team was 15 to 8 by the New York team at Baltimore on August 9, the Clevelands doing the best of any Western team against the champions, with 13 to 9, at Cleveland, July 17. The most noteworthy triumph of the champions in the campaign of 1895 was their 10 to 2 record of won games against the Bostons. The highest percentage figures the champions reached in the pennant race record from May 1 to September 30, inclusive, was .669, on the last day of the season. Their lowest was .467, on May 16. Their worst defeat was sustained at the hands of the Boston team on September 18, when they were "Chicagued" by 8 to 0 in a seven inning game.

THE CLEVELAND CLUB'S RECORDS.

The first club record of the Clevelands for 1895 is given below:

CLEVELAND VS.	WESTERN CLUBS.						EASTERN CLUBS.						Grand Totals.	
	Chicago.	Pittsburg.	Cincinnati.	St. Louis.	Louisville.	Totals.	Baltimore.	Philadelphia.	Brooklyn.	Boston.	New York.	Washington.		Totals.
Victories.	5	7	6	11	10	39	6	7	10	6	7	9	45	84
Defeats...	6	5	6	1	2	20	5	5	2	6	5	3	26	46
Played...	11	12	12	12	12	59	11	12	12	12	12	12	71	130
Drawn...	0	0	0	1	0	1	0	0	0	0	0	0	0	1
P.ct.Vict.	.455	.583	.500	.917	.833	.661	.545	.583	.833	.500	.583	.750	.634	.645

The above table shows that the Clevelands played all their schedule games in 1895, except with the Chicago and Baltimore clubs, and that they made their best percentage figures against the St. Louis club in the West, and the Brooklyns in the East, the figures being respectively .917 and .833. Their smallest percentage was made against the Chicago club, viz., .455. Against the six Eastern clubs the Clevelands made an aggregate percentage of victories of .646, and against the Western clubs opposed to them they made .661. The whole percentage for the season being .646. Only one game was drawn, and that was with the St. Louis club, they playing 131 games altogether.

The second record of the Cleveland club is as follows:

CLEVELAND VS.	WEST'RN CLUBS						EASTERN CLUBS.						Grand Totals.	
	Chicago.	Pittsburg.	Cincinnati.	St. Louis.	Louisville.	Totals.	Baltimore.	Philadelphia.	Brooklyn.	Boston.	New York.	Washington.		Totals.
Series won.....	0	1	0	1	1	3	0	1	1	0	1	1	4	7
Series lost.....	0	0	0	0	0	0	0	0	0	0	0	0	0	0
Series tied.....	0	0	1	0	0	1	0	0	0	1	0	0	1	2
Series unfinished.....	1	0	0	0	0	1	1	0	0	0	0	0	1	2
"Chicago" victories.....	0	0	3	0	0	3	1	0	1	0	0	0	3	6
"Chicago" defeats.....	0	1	0	0	0	1	0	1	0	0	1	0	2	3
Won by one run.....	0	1	1	3	2	7	3	5	1	1	3	2	15	22
Lost by one run.....	1	1	1	1	0	4	0	0	1	2	1	2	6	10
Single figure victories.....	3	4	4	7	8	26	5	6	5	3	4	2	31	57
Single figure defeats.....	4	3	2	1	1	11	4	5	1	6	3	3	22	33
Double figure victories.....	2	3	2	4	2	13	1	1	5	3	3	1	14	27
Double figure defeats.....	2	2	4	0	1	9	1	0	1	0	2	0	4	13
Home victories.....	4	5	5	6	5	25	4	3	6	3	3	5	24	49
Home defeats.....	1	1	1	0	0	3	1	3	0	2	3	1	10	13
Victories abroad.....	1	2	1	5	5	14	2	4	4	3	4	4	21	33
Defeats abroad.....	5	4	5	1	2	17	4	2	2	4	2	2	16	33

The Cleveland club won 7 out of their series with the other eleven opposing clubs, 2 being tied and 2 unfinished. Cincinnati tied them in the West, and Boston in the East. Of the 2 unfinished series Chicago won 6 games to 5, and Baltimore 5 to 6. In shut-outs the Cleveland "Chicagoed" the Cincinnati three times, and were shut out by the Pittsburgs once. Against the East the Cleveland shut out the Baltimore, Brooklyn and New York teams once each, and were shut out once each by the Phillies and the Giants. They won no less than 15 games against Eastern teams by a single run, and lost 6 by one run, while against the Western teams they won but 7 and lost but 4 by a single run, making a total of 22 won and 10 lost by one run. Out of a total of 90 single figure games they won 57, and out of 41 double figure contests they won 27. They won 49 victories at home to but 26 abroad; and they were only defeated 13 times out of 62 games on home grounds, while in games abroad they lost 13 out of 59. Their highest score made in a victory was 19 to 8, made against the Louisvilles, at Louisville, on April 29, while their lowest score was that of the game of June 10, at Philadelphia, when the home club shut them out by 7 to 0. Their most noteworthy victory in winning a series of games was that over the Brooklyn, which series they won by 10 games to 2. They beat St. Louis by 11 games to 1, and Louisville by 10 games to 2, but these two latter clubs were at the tail-end of the second division, whereas Brooklyn was in the first division. The highest percentage figures the Cleveland scored, between May 1 and September 30, inclusive, was .648, on September 21, and the lowest was .557, on July 15.

THE PHILADELPHIA CLUB'S RECORDS.

The first club record of the Philadelphias for 1895 is as follows:

PHILA-DELPHIA vs.	EASTERN CLUBS.						WESTERN CLUBS.						Grand Totals.	
	Baltimore.	Brooklyn.	Boston.	New York.	Washington.	Totals.	Cleveland.	Chicago.	Pittsburg.	Cincinnati.	St. Louis.	Louisville.		Totals.
Victories.	4	7	7	8	8	34	5	6	8	8	7	10	44	78
Defeats...	8	5	5	3	4	25	7	6	4	4	5	2	28	53
Played...	12	12	12	11	12	59	12	12	12	12	12	12	72	131
Drawn...	1	1	0	0	0	2	0	0	0	0	0	0	0	2
P. ct. Vict.	.667	.583	.583	.728	.667	.576	.417	.500	.667	.667	.583	.833	.611	.595

The Philadelphia club played all but one game of its full quota for the season, they playing only eleven games with the New York club. Their best percentage of victories out West was made against the Louisvilles, and their best against the Eastern clubs was with the New Yorks. Their smallest percentage was that with the Clevelands, .417. Against their Eastern adversaries their percentage of victories was .576, and against the Western clubs .595. Only two games were drawn, viz., those with Baltimores and Brooklyns. They won 34 games out of 59 with the Eastern clubs and 44 out of 72 with the Western. Their most noteworthy record was that with the Louisvilles, 10 games won out of 12 played. The second record is appended:

PHILADELPHIA vs.	EASTERN CLUBS						WESTERN CLUBS.						Grand Totals.	
	Baltimore.	Brooklyn.	Boston.	New York.	Washington.	Totals.	Cleveland.	Chicago.	Pittsburg.	Cincinnati.	St. Louis.	Louisville.		Totals.
Series won.....	0	1	1	1	1	4	0	0	1	1	1	1	4	8
Series lost.....	1	0	0	0	0	1	1	0	0	0	0	0	1	2
Series tied.....	0	0	0	0	0	0	1	0	0	0	0	0	1	1
Series unfinished.....	0	0	0	1	0	1	0	0	0	0	0	0	0	1
"Chicago" victories.....	0	0	0	0	1	1	1	0	0	0	0	0	1	2
"Chicago" defeats.....	0	0	0	0	0	0	0	0	0	0	1	0	1	1
Won by one run.....	1	3	2	2	2	10	0	0	1	4	2	1	8	18
Lost by one run.....	2	1	0	1	2	6	5	2	0	1	1	2	11	17
Single figure victories.....	2	5	3	2	3	15	5	5	3	6	4	3	26	41
Single figure defeats.....	4	2	3	3	1	14	6	2	2	2	2	2	18	32
Double figure victories.....	2	2	2	4	6	19	0	1	5	2	3	7	18	37
Double figure defeats.....	4	2	2	0	3	11	1	4	1	2	2	0	10	21
Home victories.....	3	3	6	6	6	24	2	4	5	5	3	3	27	51
Home defeats.....	3	3	1	1	0	8	4	2	1	1	3	2	13	21
Victories abroad.....	1	4	1	2	2	10	3	2	3	3	4	2	17	27
Defeats abroad.....	5	2	4	2	4	17	3	4	3	3	2	0	15	32

It will be seen by the above table that the Phillies won four out of five series with the Eastern clubs—losing one with the Baltimores—and four out of six with the Western clubs, they losing one series with the Clevelands and tying their series with the Chicagos. They had one unfinished series with the New Yorks after winning the series. They only shut out two teams, viz., Cleveland and Washington, and were only “Chicagoed” once and that by the St. Louis club. They won 18 games and lost 17 by a single run. They won 41 single figure games out of 73 played and won 37 double figure games out of 58 played. In victories on home grounds they were successful in 51 out of 72 games, while abroad they only won 27 out of 59. Their highest score in a single game was made on August 13 at Philadelphia, when they defeated the Giants by 23 to 9. Their worst defeat was sustained at the hands of the St. Louis team on May 11 at St. Louis by 12 to 0.

The Special Records of the Three Leading Clubs of 1895.

The appended tables present a series of figures from which a tolerably correct comparison may be made of the work done on the field by the three leading League teams in the pennant race of 1895. The tables present not only a summary of the previous records of the championship campaign of the Eastern and Western champion teams, but also of the Phillies, who were third in the season's race, and they give additional statistics of special interest, as will be seen below:

SUMMARY RECORDS.

CLUBS.	Series won.	Series lost.	Series tied.	Victories.	Defeats.	Drawn games.	“Chicago” victories.	“Chicago” defeats.	Won by one run.	Lost by one run.	Single figure games.	Double figure games.
Baltimore.....	9	0	1	37	43	2	10	2	14	13	82	47
Cleveland.....	7	1	2	34	46	1	6	3	22	10	90	41
Philadelphia.....	8	2	1	38	53	2	2	1	18	17	73	58

It will be seen that the Baltimores led in total series won, with the Phillies second—but not in percentage of series won—and Cleveland third. The champions led also in most shut-outs of other clubs, and in fewest scored against them. In games won and lost by a single run Cleveland bore off the palm. The Western champions also excelled in playing the most games won by single figure scores, a sure mark of superior play; the

Phillies being third in this respect, though excelling in "slugging" scores of double figures. The record of total games won and lost shows that the Baltimores led by a small margin only, that of three more games in victories and three less in defeats.

Here is the second interesting table:

CLUBS.	Home Victories.	Victories Abroad.	Extra Innings Victories.	Extra Innings Defeats.	Victories over Eastern Clubs.	Victories over Western Clubs.	Four Straight Victories.	Four Straight Defeats.	Three Straight Victories.	Three Straight Defeats.	Highest Score in a Victory.	Lowest Score in a Defeat.
Baltimore.....	54	33	3	1	43	44	3	1	5	1	22 to 8	0 to 8
Cleveland.....	49	35	3	0	45	39	2	0	10	2	19 to 6	0 to 7
Philadelphia....	51	27	8	3	34	44	1	0	5	2	23 to 9	0 to 12

From the above table it will be seen that the Cleavelands had the best of it in winning the most games on foreign grounds. In extra innings games played the Phillies bore off the palm, they winning 8 such games to 3 lost. The Cleavelands were second in this respect, as they did not lose an extra innings game, and won as many such games as the Baltimores. The champions excelled the Cleavelands in playing against the Eastern teams by 43 won games out of 60, against the Cleavelands' 45 out of 71. The most noteworthy feature of the campaign between the three leading clubs was the record of successive victories in series. Cleveland whipped Baltimore *four straight* at Cleveland, by scores of 6 to 3 and 1 to 0, on July 16, and by 13 to 9 and 6 to 3, on July 17, the worst defeat in a series the Baltimore club ever sustained. Then they defeated the Washingtons *four straight* at Cleveland, on July 22, 23 and 24, by 8 to 6, 9 to 8 (11 innings), 6 to 3 and 12 to 8. Baltimore, on the other hand, whipped the Louisvilles *four straight* at Baltimore on May 28, 30 and 31, by scores of 12 to 5, 18 to 11, 8 to 4 and 16 to 6. They also took the Bostons into camp at Baltimore in *four straight* victories on August 13 (two games), 14 and 15, by scores of 8 to 3, 13 to 4, 9 to 2 and 11 to 10 (15 innings). Also the Louisvilles at Baltimore on May 28, 30 and 31, by 12 to 5, 18 to 11, 8 to 4 and 16 to 6; another quartette of victories being those of Baltimore against the Pittsburgs on August 28 and 30, by scores of 9 to 0 (forfeited), 11 to 5, 8 to 1 and 10 to 0. The Phillies scored but one of these "big fours" in victories, viz., in their series with Louisville, at Philadelphia, on September 7, 9 and 10, when they won by scores of 9 to 2, 13 to 5, 13 to 4 and 11 to 5. The only one of the three

clubs, however, to sustain *four straight* defeats was the Baltimore, as above recorded. In triple victories—"three straights"—Cleveland led, with 10 won and 2 lost to Baltimore's 5 to 1 and the Phillies' 5 to 2. In highest score victories the Phillies led by scores of 23 to 9, against Baltimore's 22 to 8 and Cleveland's 19 to 8. But the Phillies sustained the worst defeat of the three by 0 to 12. The third record is as follows:

CLUBS.	Won by 20 runs and over.	Lost by 20 runs and over.	Highest score in a series.	Lowest score in a series.	Per cent. against the East.	Per cent. against the West.	Highest per cent. against a club.	Lowest per cent. against a club.	Total percentage.	Batting average.	Fielding average.	Total stolen bases.
Baltimore	3	0	10	5	.705	.629	.909	.455	.669	.317	.944	.294
Cleveland	0	0	11	5	.634	.661	.917	.455	.646	.298	.937	.243
Philadelphia.....	2	3	10	4	.576	.611	.833	.417	.595	.326	.936	.257

It will be seen by this third table that the champions won three games by scores of over 20 runs, the Phillies scoring two and the Clevelands none. But while the two leaders did not lose a game by such double figures the Phillies lost two, Pittsburg defeating them by 23 to 4 on April 20 at Baltimore and the Pittsburgs by 25 to 6 on July 18 at Pittsburg. The Clevelands led the other two clubs in winning the most games in a series, viz., 11 to 1 against the St. Louis, the Phillies having the lowest figure in defeats.

In the record of "percentage of victories" figures Baltimore excelled against the Eastern teams and Cleveland against the Western, the latter club being the champions of the West in 1895. Cleveland also excelled in having the highest percentage figures against an individual club, Philadelphia having the lowest. In total percentage figures Baltimore led Cleveland by 23 points and Cleveland led Philadelphia by 61 points. In base-hit averages the third club in the race led the champions by 326 to 317 and the Clevelands by 326 to 309. The champions, however, led the Phillies in fielding—which tells in pennant winning—by .944 to .936, Cleveland being one point ahead of the Phillies in these figures. In the record of stolen bases the champions led both clubs easily, and this feature told greatly in the race between the three. Three of the Philadelphia team alone made 152 stolen bases, but the majority of the team were behind both Cleveland and Baltimore in this respect, the Baltimores' percentage of stolen bases excelling that of both of the other clubs.

THE RECORDS OF THE OTHER NINE CLUBS.

The First Division Clubs.

Following the Baltimore, Cleveland and Philadelphia clubs as the three leaders in the pennant race, came the Chicago, Brooklyn and Boston clubs, these six comprising the first division clubs of the season of 1895. The Chicagos were fourth on the list, 41 points behind the Phillies in percentage figures, the Chicagos' detail record for the season being as follows:

THE CHICAGO CLUB'S RECORD.

CHICAGO VS.	WEST'RN CLUBS					EASTERN CLUBS.					Grand Totals.			
	Cleveland.	Pittsburg.	Cincinnati.	St. Louis.	Louisville.	Totals.	Baltimore.	Philadelphia.	Brooklyn.	Boston.		New York.	Washington.	Totals.
Victories.....	6	8	5	10	9	38	4	6	6	5	4	9	34	72
Defeats.....	5	4	7	2	3	21	8	6	6	7	8	2	37	58
Played.....	11	12	12	12	12	59	12	12	12	12	12	11	71	130
Drawn.....	0	0	0	0	1	1	0	0	0	0	0	2	2	3
Series won.....	0	1	0	1	1	3	0	0	0	0	0	1	1	4
Series lost.....	0	0	1	0	0	1	1	0	0	1	1	0	3	4
Series tied.....	0	0	0	0	0	0	0	1	1	0	0	0	2	2
Series unfinished.....	1	0	0	0	0	1	0	0	0	0	0	1	1	2
"Chicago" victories.....	0	0	0	2	0	2	0	0	0	0	0	1	1	3
"Chicago" defeats.....	0	0	1	0	0	1	1	0	0	0	2	0	3	4
Won by one run.....	1	0	2	1	3	7	0	2	0	1	2	4	9	16
Lost by one run.....	0	3	2	1	1	7	2	0	0	0	3	0	5	12
Single figure victories.....	4	5	4	7	6	26	2	2	5	4	3	7	23	49
Single figure defeats.....	3	4	4	1	1	13	6	5	3	4	6	1	25	38
Double figure victories.....	2	3	1	3	3	12	2	4	1	1	1	2	11	23
Double figure defeats.....	2	0	3	1	2	8	2	1	3	3	2	1	12	20
Home victories.....	5	4	4	5	4	22	2	4	4	3	1	5	19	41
Home defeats.....	1	2	3	1	1	8	4	2	2	3	4	1	16	24
Victories abroad.....	1	4	1	5	5	16	2	2	2	2	3	4	15	31
Defeats abroad.....	4	2	4	1	2	13	4	3	4	4	4	1	20	33

Per cent. of Victories—Against Cleveland, .545; Pittsburg, .667; Cincinnati, .417; St. Louis, .833; Louisville, .750; total, .644. Against Baltimore, .333; Philadelphia, .500; Brooklyn, .500; Boston, .417; New York, .333; Washington, .818; total, .417. Grand total, .554.

The Brooklyn club allowed the Chicagos to lead them at the end of the race by a dozen points, though Chicago stood seventh in the race as late as September 13. By the 16th the Colts had

tied Brooklyn and Pittsburg and led Boston, and by the 21st had reached fourth place, which they creditably held to the finish. On September 7 Brooklyn was in fourth place, with a percentage of .559, while Chicago was ninth with .513 only, so it will be seen how pluckily Father Anson rallied his Colts in the last three weeks of September. Here is Brooklyn's detail record:

THE RECORD OF THE BROOKLYN CLUB.

BROOKLYN VS.	EASTERN CLUBS					WESTERN CLUBS.					Grand Totals.			
	Baltimore.	Philadelphia.	Boston.	New York.	Washington.	Totals.	Cleveland.	Chicago.	Pittsburg.	Cincinnati.		St. Louis.	Louisville.	Totals.
Victories.....	5	5	7	9	5	31	2	6	7	5	9	11	40	71
Defeats.....	7	7	4	3	7	28	10	6	5	7	3	1	32	60
Played.....	12	12	11	12	12	59	12	12	12	12	12	12	72	131
Drawn.....	0	1	0	1	0	2	0	0	0	0	0	0	0	2
Series won.....	0	0	1	1	0	2	0	0	1	0	1	1	3	5
Series lost.....	1	1	0	0	1	3	1	0	0	1	0	0	2	5
Series tied.....	0	0	0	0	0	0	0	1	0	0	0	0	1	1
Series unfinished.....	0	0	1	0	0	1	0	0	0	0	0	0	0	1
"Chicago" victories.....	0	0	0	0	1	1	0	2	0	0	2	2	3	3
"Chicago" defeats.....	2	0	0	0	0	2	1	0	0	0	0	0	1	3
Won by one run.....	3	1	1	1	2	8	1	0	1	2	1	2	7	15
Lost by one run.....	0	3	0	0	1	4	1	0	1	3	0	1	6	10
Single figure victories.....	4	3	6	4	3	20	1	3	6	2	4	6	22	42
Single figure defeats.....	2	5	2	1	6	16	5	5	4	3	2	1	20	36
Double figure victories.....	1	2	1	5	2	11	1	3	1	3	5	5	18	29
Double figure defeats.....	5	2	2	2	1	12	5	1	1	4	1	0	12	24
Home victories.....	3	2	4	5	3	17	2	4	5	4	6	5	26	43
Home defeats.....	3	4	1	1	3	12	4	2	1	2	0	1	10	23
Victories abroad.....	2	3	3	4	2	14	0	2	2	1	3	6	14	22
Defeats abroad.....	4	3	3	2	4	16	6	4	4	5	3	0	22	38

Per cent. of Victories—Against Baltimore, .417; Philadelphia, .417; Boston, .636; New York, .750; Washington, .417; total, .525. Against Cleveland, .161; Chicago, .500; Pittsburg, .583; Cincinnati, .417; St. Louis, .750; Louisville, .917; total, .556. Grand total, .542.

When the Boston club began the July campaign they were holding the lead in the race, they standing favorites in the betting market as the coming champions of 1895, but after that they unaccountably fell off in the race and when they entered the August campaign they were down to fourth place, and before the month ended they were in the second division. After that they pulled up a little, but the best they could do was to tie with Brooklyn for fifth position and were last in the first division at the end of the race. Here is their detail record:

THE RECORD OF THE BOSTON CLUB.

BOSTON VS.	EASTERN CLUBS					WESTERN CLUBS.					Grand Totals.			
	Baltimore.	Philadelphia.	Brooklyn.	New York.	Washington.	Totals.	Cleveland.	Chicago.	Pittsburg.	Cincinnati.		St. Louis.	Louisville.	Totals.
Victories.....	2	5	4	8	9	28	6	7	7	5	9	9	43	7
Defeats.....	10	7	7	4	3	31	6	5	5	7	3	3	29	6
Played.....	12	12	11	12	12	59	12	12	12	12	12	12	72	13
Drawn.....	0	0	0	0	0	0	0	0	0	0	0	1	1	
Series won..	0	0	0	1	1	2	0	1	1	0	1	1	4	
Series lost ..	1	1	1	0	0	3	0	0	0	1	0	0	1	4
Series tied ..	0	0	0	0	0	0	0	0	0	0	0	0	0	0
Series unfinished.....	0	0	0	0	0	0	1	0	0	0	0	0	1	1
"Chicago" victories.....	1	0	0	0	0	1	0	0	0	0	0	2	2	3
"Chicago" defeats.....	0	0	0	0	0	0	0	0	1	0	0	0	1	1
Won by one run.....	0	0	0	1	1	2	2	2	2	0	3	1	8	10
Lost by one run.....	3	2	1	1	0	7	1	1	4	1	1	0	8	15
Single figure victories.....	2	3	2	5	3	15	6	4	5	2	4	4	25	40
Single figure defeats.....	6	3	6	3	2	20	3	4	5	3	2	3	20	40
Double figure victories.....	0	2	2	3	6	13	0	3	2	3	5	5	18	31
Double figure defeats.....	4	4	1	1	1	11	3	1	0	4	1	0	9	20
Home victories.....	2	4	3	6	3	18	4	4	5	4	4	6	27	45
Home defeats.....	4	1	3	0	0	8	3	2	1	2	1	1	10	18
Victories abroad.....	0	1	1	2	6	10	2	3	2	1	5	3	16	26
Defeats abroad.....	6	6	4	4	3	23	3	3	4	5	2	2	19	42

Per cent. of Victories—Against Baltimore, .167; Philadelphia, .417; Brooklyn, .364; New York, .667; Washington, .750; total, .475. Against Cleveland, .500; Chicago, .583; Pittsburg, .583; Cincinnati, .417; St. Louis, .750; Louisville, .750; total, .597. Grand total, .542.

The Second Division Clubs.

There is not much difference between being last in the first division and first in the second. Of the two clubs in question both are pretty close in percentage figures; but still the former is, of course, preferable.

The Pittsburg club led the second division clubs, only four points behind the record of the Brooklyn club, Boston being tied with Brooklyn for fifth place in the race, but as Brooklyn won the series with Boston by 7 games to 4 Brooklyn is entitled to be named ahead of Boston. Brooklyn's percentage figures were .542, as were Boston's, while the Pittsburgs' figures were .538, so it was a rather close struggle for fifth position between these three clubs.

Here is the Pittsburgs' detail record:

THE PITTSBURG CLUB'S RECORD.

PITTSBURG VS.	WESTR'N CLUBS					EASTERN CLUBS.					Grand Totals.			
	Cleveland.	Chicago.	Cincinnati.	St. Louis.	Louisville.	Totals.	Baltimore.	Philadelphia.	Brooklyn.	Boston.		New York.	Washington.	Totals.
Victories.....	5	4	8	9	10	36	5	4	5	5	8	8	35	71
Defeats.....	7	8	4	3	2	24	7	8	7	7	4	4	37	61
Played.....	12	12	12	12	12	60	12	12	12	12	12	12	72	132
Drawn.....	0	0	1	0	0	1	1	0	0	0	0	0	1	2
Series won.....	0	0	1	1	1	3	0	0	0	0	1	1	2	5
Series lost.....	1	1	0	0	0	2	1	1	1	1	0	0	4	6
Series tied.....	0	0	0	0	0	0	0	0	0	0	0	0	0	0
Series unfinished.....	0	0	0	0	0	0	0	0	0	0	0	0	0	0
"Chicago" victories.....	1	0	0	0	0	1	0	0	0	1	1	0	2	3
"Chicago" defeats.....	0	0	1	1	0	2	2	0	2	0	0	0	4	6
Won by one run.....	1	3	3	2	0	9	3	0	1	4	0	1	9	18
Lost by one run.....	1	0	2	0	0	3	0	1	1	2	1	0	5	8
Single figure victories.....	3	4	7	4	6	24	5	3	4	5	5	6	28	52
Single figure defeats.....	4	5	3	3	1	16	3	3	6	5	3	0	20	36
Double figure victories.....	2	0	1	5	4	12	0	1	1	0	3	2	7	19
Double figure defeats.....	3	3	1	0	1	8	4	5	1	2	1	4	17	25
Home victories.....	4	2	4	5	5	20	4	3	4	4	4	5	24	44
Home defeats.....	2	4	2	1	1	10	2	3	3	2	1	1	12	22
Victories abroad.....	1	2	4	4	5	16	1	1	1	1	4	3	11	27
Defeats abroad.....	5	4	2	2	1	14	5	5	4	5	3	3	25	39

Per cent. of Victories—Against Cleveland, .417; Chicago, .333; Cincinnati, .667; St. Louis, .750; Louisville, .833; total, .600. Against Baltimore, .417; Philadelphia, .333; Brooklyn, .417; Boston, .417; New York, .667; Washington, .667; total, 486. Grand total, .538.

It will be seen that the Philadelphias in the East and the Chicagos in the West seriously interfered with Pittsburg's efforts to get well up in the first division by September. Against the first division clubs the Pittsburgs won 28 and lost 44, and against those of the second division they won 43 and lost 17.

The Cincinnati club's percentage figures were 30 points behind those of Pittsburg, the Reds barely managing to lead the Giants four points in the struggle for eighth place, Cincinnati's figures being .508 to New York's .504. Though Cincinnati won their series from Brooklyn and Boston they failed to win against the Giants. However, Manager Ewing was content in being able to lead New York in the race. Here is Cincinnati's detail record:

THE CINCINNATI CLUB'S RECORD.

CINCINNATI VS.	WEST'RN CLUBS						EASTERN CLUBS.						Grand Totals.	
	Cleveland.	Chicago.	Pittsburg.	St. Louis.	Louisville.	Totals.	Baltimore.	Philadelphia.	Brooklyn.	Boston.	New York.	Washington.		Totals.
Victories.....	6	7	4	9	6	32	4	4	7	7	4	8	34	66
Defeats.....	6	5	8	3	6	28	8	8	5	5	8	2	36	64
Played.....	12	12	12	12	12	60	12	12	12	12	12	10	70	130
Drawn.....	0	0	1	1	0	2	0	0	0	0	0	0	0	2
Series won.....	0	1	0	1	0	2	0	0	1	1	0	1	3	5
Series lost.....	0	0	1	0	0	1	1	1	0	0	1	0	3	4
Series tied.....	1	0	0	0	1	2	0	0	0	0	0	0	0	2
Series unfinished.....	0	0	0	0	0	0	0	0	0	0	0	1	1	1
"Chicago" victories.....	0	1	1	0	0	2	0	0	0	0	0	0	0	2
"Chicago" defeats.....	3	0	0	0	1	4	1	0	0	0	1	0	2	6
Won by one run.....	1	2	2	1	3	9	0	1	3	1	2	1	8	17
Lost by one run.....	1	1	3	3	2	8	1	5	2	0	0	0	8	16
Single figure victories.....	2	4	3	3	3	15	2	2	3	3	2	5	17	32
Single figure defeats.....	4	4	7	1	6	22	3	6	2	2	5	1	19	41
Double figure victories.....	4	3	1	6	3	17	2	2	4	4	2	3	17	34
Double figure defeats.....	2	1	1	2	0	6	5	2	3	3	3	1	17	23
Home victories.....	5	4	2	4	3	18	3	3	4	4	4	5	23	41
Home defeats.....	1	1	4	1	2	9	3	3	1	1	5	1	14	23
Victories abroad.....	1	3	2	5	3	14	1	1	1	1	4	3	11	25
Defeats abroad.....	5	4	4	2	4	19	5	5	4	4	3	1	22	41

Per cent. of Victories—Against Cleveland, .500; Chicago, .583; Pittsburg, .333; St. Louis, .750; Louisville, .500; total, .533. Against Baltimore, .333; Philadelphia, .333; Brooklyn, .583; Boston, .583; New York, .333; Washington, .800; totals, .486. Grand total, .508.

Cincinnati did well against Boston, Brooklyn and Washington in the East, and against St. Louis and Chicago in the West. But Baltimore, Philadelphia and New York in the East, and Pittsburg in the West, got the best of them.

New York was the ninth club in the pennant race record and there was but 50 points difference between the Chicagos and the Giants at the end of the race, though the latter occupied fourth position in the first division. As between the leader and the ninth club the difference was but .165, whereas the difference between the leader and the tail-ender at the finish was no less than 402 points, these figures showing very plainly that the first nine clubs in the race were more evenly matched than in any previous pennant race in the annals of the League.

Here is the detail record of the New York club:

THE NEW YORK CLUB'S RECORD.

NEW YORK vs.	EASTERN CLUBS					WESTERN CLUBS.					Grand Totals.			
	Baltimore.	Philadelphia.	Brooklyn.	Boston.	Washington.	Totals.	Cleveland.	Chicago.	Pittsburg.	Cincinnati.		St. Louis.	Louisville.	Totals.
Victories.....	3	3	3	4	8	21	5	8	4	8	11	9	45	66
Defeats.....	9	8	9	8	4	38	7	4	8	4	1	3	27	65
Played.....	12	11	12	12	12	59	12	12	12	12	12	12	72	131
Drawn.....	0	0	0	0	0	0	0	0	0	0	0	0	0	0
Series won.....	0	0	0	0	1	1	0	1	0	1	1	1	4	5
Series lost.....	1	1	1	1	0	4	1	0	1	0	0	0	2	6
Series tied.....	0	0	0	0	0	0	0	0	0	0	0	0	0	0
Series unfinished.....	0	1	0	0	0	1	0	0	0	0	0	0	0	1
"Chicago" victories.....	0	0	0	0	2	2	1	2	0	1	0	0	4	6
"Chicago" defeats.....	0	0	0	0	0	0	1	0	1	0	0	0	2	2
Won by one run.....	1	1	0	1	2	5	1	3	1	0	4	1	10	15
Lost by one run.....	2	2	1	1	1	7	3	2	0	2	0	1	8	15
Single figure victories.....	2	3	1	3	5	14	3	6	3	5	9	6	32	46
Single figure defeats.....	9	2	4	5	4	24	4	3	5	2	1	3	18	42
Double figure victories.....	1	0	2	1	3	7	2	2	1	3	2	3	13	20
Double figure defeats.....	0	6	5	3	0	14	3	1	3	2	0	0	9	23
Home victories.....	2	2	2	4	5	15	2	4	3	5	6	5	25	40
Home defeats.....	4	2	4	2	1	13	4	3	4	1	1	1	14	27
Victories abroad.....	1	1	1	0	3	6	3	4	1	3	5	4	20	26
Defeats abroad.....	5	6	5	6	3	25	3	1	4	3	0	2	13	38

Per cent. of Victories—Against Baltimore, .250; Philadelphia, .273; Brooklyn, .250; Boston, .333; Washington, .667; total, .356. Against Cleveland, .417; Chicago, .667; Pittsburg, .333; Cincinnati, .667; St. Louis, .917; Louisville, .750; total, .616. Grand total, .504.

The Giants signally failed against Baltimore, Philadelphia and Brooklyn in the East, and Pittsburg in the West, but they "knocked spots" out of St. Louis, and won easily against the other two tail-enders.

The Washington club had the credit of standing next in order to the New York club in the race; moreover they won their series with the Brooklyn club and came out of the race one position nearer the goal than they occupied at the close of the race of 1894. A gain is an advance, even if it is only a single point. The Senators were far behind the Giants in percentage figures, the difference being 168 points, or .336 to .504. Here is the Washington club's detail record:

THE WASHINGTON CLUB'S RECORD.

WASHINGTON VS.	EASTERN CLUBS						WESTERN CLUBS.						Grand Totals.	
	Baltimore.	Philadelphia.	Brooklyn.	Boston.	New York.	Totals.	Cleveland.	Chicago.	Pittsburg.	Cincinnati.	St. Louis.	Louisville.		Totals.
Victories.....	3	4	7	3	4	21	3	2	4	2	5	6	22	43
Defeats.....	9	8	5	9	8	39	9	9	8	8	6	6	46	85
Played.....	12	12	12	12	12	60	12	11	12	10	11	12	68	128
Drawn.....	0	0	0	0	0	0	0	3	0	0	0	0	3	3
Series won.....	0	0	1	0	0	1	0	0	0	0	0	0	0	1
Series lost.....	1	1	0	1	1	4	1	1	1	1	0	0	4	8
Series tied.....	0	0	0	0	0	0	0	0	0	0	1	1	2	2
Series unfinished.....	0	0	0	0	0	0	0	1	0	1	1	0	3	3
"Chicago" victories.....	0	0	0	0	0	0	0	1	0	0	0	0	1	1
"Chicago" defeats.....	1	1	1	0	2	5	0	1	0	0	0	0	1	6
Won by one run.....	0	2	1	0	1	4	2	0	0	0	1	0	3	7
Lost by one run.....	2	2	2	1	2	9	2	4	2	1	2	0	11	20
Single figure victories.....	1	1	6	2	4	14	3	1	0	1	3	3	11	25
Single figure defeats.....	4	3	3	3	5	18	8	7	6	5	3	4	33	51
Double figure victories.....	2	3	1	1	0	7	0	1	4	1	2	3	11	18
Double figure defeats.....	5	5	2	6	3	21	1	2	2	3	3	2	13	34
Home victories.....	3	4	4	3	3	17	2	1	3	1	3	4	14	31
Home defeats.....	3	2	2	6	3	16	4	4	3	3	2	5	21	37
Victories abroad.....	0	0	3	0	1	4	1	1	1	1	2	2	8	12
Defeats abroad.....	6	6	3	3	5	23	5	5	5	5	4	1	25	48

Per cent. of Victories—Against Baltimore, .250; Philadelphia, .333; Brooklyn, .583; Boston, .250; New York, .333; total, .350. Against Cleveland, .250; Chicago, .182; Pittsburg, .333; Cincinnati, .200; St. Louis, .455; Louisville, .500; total, .324. Grand total, .336.

The Senators had the satisfaction of winning their series with Brooklyn, something Manager Schmelz enjoyed greatly; but all the others, except St. Louis and Louisville, easily got the best of them.

The St. Louis club made a poor record in the season's race in 1895. They led the Washingtons up to the close of the May campaign and then began struggling to keep from being pushed into the last ditch by Louisville. Before the May campaign ended it was seen very plainly that the Washington, St. Louis and Louisville teams were destined to occupy the three tail-end positions to the finish, which they did. The St. Louis team did not win a series in the race and yet they managed to score a tie, 6 to 6, in their series with the champions.

Here is their detail record:

ST. LOUIS CLUB'S RECORD.

St. Louis vs.	WEST'RN CLUBS						EASTERN CLUBS.						Grand Totals.	
	Cleveland.	Chicago.	Pittsburg.	Cincinnati.	Louisville.	Totals.	Baltimore.	Philadelphia.	Brooklyn.	Boston.	New York.	Washington.		Totals.
Victories.....	1	2	3	3	6	15	6	5	3	3	1	6	24	39
Defeats.....	11	10	9	9	6	45	6	7	9	9	11	5	47	92
Played.....	12	12	12	12	12	60	12	12	12	12	12	11	71	131
Drawn.....	1	0	0	1	0	2	0	0	0	0	0	1	1	3
Series won.....	0	0	0	0	0	0	0	0	0	0	0	0	0	0
Series lost.....	1	1	1	1	0	4	0	1	1	1	1	0	4	8
Series tied.....	0	0	0	0	1	1	1	0	0	0	0	0	1	2
Series unfinished.....	0	0	0	0	0	0	0	0	0	0	0	1	1	1
"Chicago" victories.....	0	0	0	0	0	0	1	0	0	0	0	1	1	1
"Chicago" defeats.....	0	2	0	0	2	4	2	0	0	1	0	0	3	7
Won by one run.....	1	1	0	1	2	5	1	1	0	1	0	2	5	10
Lost by one run.....	3	1	2	1	1	8	1	2	1	3	4	1	12	20
Single figure victories.....	0	1	3	1	4	9	6	3	2	2	1	3	17	26
Single figure defeats.....	7	7	4	3	4	25	5	4	4	4	9	3	29	54
Double figure victories.....	1	1	0	2	2	6	0	2	1	1	0	3	7	13
Double figure defeats.....	4	3	5	6	2	20	1	3	5	5	2	2	18	38
Home victories.....	1	1	2	2	5	11	4	2	3	1	0	4	14	25
Home defeats.....	5	5	4	5	1	20	2	4	3	5	5	2	21	41
Victories abroad.....	0	1	1	1	1	4	2	3	0	2	1	2	10	14
Defeats abroad.....	6	5	5	4	5	25	4	3	6	4	6	3	26	51

Per cent. of Victories—Against Cleveland, .083; Chicago, .091; Pittsburg, .250; Cincinnati, .250; Louisville, .500; total, .348. Against Baltimore, .500; Philadelphia, .417; Brooklyn, .250; Boston, .250; New York, .083; Washington, .545; total, .338. Grand total, .298.

It will be seen that the St. Louis Browns came near being shut out in their series record both by the Cleverlands and the New Yorks, while they only won 2 games out of 12 against the Chicago Colts. They did remarkably well, however, in tying the champion Baltimores.

It is worthy of note that Louisville, which city had a representative team in the League pennant race of 1877, which would have won the championship under Manager Chapman that year but for the club's games being sold, and which won the American Association championship in 1889, has since then been almost each year the tail-end team in the League race. Thus, last year they failed to equal their percentage figures of 1894 by 10 points, but the club looks for better things in 1896. There is one consolation for the Louisvilles, they cannot go lower.

Here is their detail record:

THE LOUISVILLE CLUB'S RECORD.

LOUISVILLE VS.	WEST'RN CLUBS						EASTERN CLUBS.						Grand Totals.	
	Cleveland.	Chicago.	Pittsburg.	Cincinnati.	St. Louis.	Totals.	Baltimore.	Philadelphia	Brooklyn.	Boston.	New York.	Washington.		Totals.
Victories.....	2	3	2	6	6	19	1	2	1	3	3	6	16	35
Defeats.....	10	9	10	6	6	41	10	10	11	9	9	6	55	96
Played.....	12	12	12	12	12	60	11	12	12	12	12	12	71	131
Drawn.....	0	1	0	0	0	1	0	0	0	0	0	0	0	1
Series won.....	0	0	0	0	0	0	0	0	0	0	0	0	0	0
Series lost.....	1	1	1	0	0	3	1	1	1	1	1	0	5	8
Series tied.....	0	0	0	1	1	2	0	0	0	0	0	1	1	3
Series unfinished.....	0	0	0	0	0	0	1	0	0	0	0	0	1	1
"Chicago" victories.....	0	0	0	1	2	3	0	0	0	0	0	0	0	3
"Chicago" defeats.....	0	0	0	0	0	0	0	0	2	2	0	0	4	4
Won by one run.....	0	1	0	2	1	4	1	1	1	0	1	0	4	8
Lost by one run.....	2	3	0	3	2	10	1	1	2	1	1	0	6	16
Single figure victories.....	1	1	1	6	4	13	1	2	1	3	3	4	14	27
Single figure defeats.....	8	6	6	3	4	27	4	3	6	4	6	3	26	53
Double figure victories.....	1	2	1	0	2	6	0	0	0	0	0	2	2	8
Double figure defeats.....	2	3	4	3	2	14	6	7	5	5	3	3	29	43
Home victories.....	2	2	1	4	5	14	1	0	0	2	2	1	6	20
Home defeats.....	5	5	5	3	1	19	4	2	6	3	4	2	21	40
Victories abroad.....	0	1	1	2	1	5	0	2	1	1	1	5	10	15
Defeats abroad.....	5	4	5	3	5	22	6	8	5	6	5	4	34	56

Per cent. of Victories—Against Cleveland, .167; Chicago, .250; Pittsburg, .167; Cincinnati, .500; St. Louis, .500; total, .317. Against Baltimore, .091; Philadelphia, .167; Brooklyn, .083; Boston, .250; New York, .250; Washington, .500; total, .225. Grand total, .267.

The Percentage of Victories Record From 1876 to 1895 (Inclusive).

The following record, showing the difference in percentage points between the champion team's record and that of the tail-end team in each season's pennant race from 1876 to 1895, inclusive, will be found interesting, as illustrating, to a marked extent, the evenness of each year's contest for championship honors:

Years.	Difference in per cent. points.	Years.	Difference in per cent. points.	Years.	Difference in per cent. points.	Years.	Difference in per cent. points.
1876	.653	1881	.277	1886	.492	1891	.223
1877	.258	1882	.441	1887	.333	1892	.367
1878	.457	1883	.470	1888	.283	1893	.352
1879	.452	1884	.417	1889	.328	1894	.418
1880	.535	1885	.443	1890	.499	1895	.402

These figures refer exclusively to the difference in percentage figures between the clubs forming each circuit of the League from its organization to the end of its twentieth season. But the fact must be taken into consideration that out of the twenty pennant races in the League from 1876 to 1895, inclusive, there was one season when only five clubs were really in the race, and another when but six comprised the circuit, while within the past four years twelve clubs have competed, and during the other years—from 1879 to 1891, including, too, 1876—eight clubs were in each pennant race. In 1887, when the record only included the figures of five clubs, the difference in percentage figures between the leader and tail-ender was but .258; and in 1878, with eight clubs, the figures showed 457 points difference. And yet in 1892, with twelve clubs, the difference was but 352 points, thereby showing improvement in racing.

A noteworthy fact in this connection, which applies to the twelve club records of 1892, '93, '94 and '95, is that the figures of the three tail-end clubs of each season's race change the difference in points materially. For instance, in 1892 the difference between the leader in the race and the club occupying ninth place was but .266, while the addition of the tail-enders made it .367. Then, too, in 1893 the difference between the leader and the ninth club was but .217, against .352 with the tail-enders added. In 1894 the difference between the first and ninth club was .271, against .418 with all the clubs added; and in 1895 the difference in this respect was still more marked, as it was but .165, against .402.

The most notable race in the annals of the League was unquestionably that of 1895. The smallest difference in percentage points between the leader and tail-ender in any of the eight club races was in 1891, viz., .223, and yet in 1895 the difference in the case of the first eight clubs was only 161 points. In 1877, with five clubs, the difference was .258, while the difference in figures of the first five clubs of 1895 was but 127 points. These statistics plainly show the race of last season to have been the best on record in League annals.

A Weekly Position Record.

The following table is of interest, as showing the relative positions occupied by each club at the end of each week of the League championship season. The table also includes the lowest and highest point reached in any one day from April 21 to September 30, inclusive.

CLUBS.	POSITIONS OCCUPIED EACH WEEK.											Lowest point reached.	Highest point reached.	
	First.	Second	Third.	Fourth.	Fifth.	Sixth.	Seventh.	Eighth.	Ninth.	Tenth.	Eleventh.			Twelfth.
Baltimore.....	9	5	6	0	2	0	1	8	0	0	0	0	Eighth.	First.
Cleveland	5	8	3	5	3	6	0	1	0	1	0	0	Twelfth	First.
Philadelphia.....	0	1	6	1	3	1	8	2	2	0	1	0	Twelfth	Second.
Chicago.....	1	2	3	5	3	5	3	1	0	0	0	0	Ninth.	First.
Brooklyn.....	0	0	1	3	4	3	7	6	6	1	0	0	Tenth.	Third.
Boston	4	3	3	5	5	3	2	0	0	0	0	0	Seventh	First.
Pittsburg.....	7	5	6	2	0	1	4	0	0	0	0	0	Seventh	First.
Cincinnati.....	1	2	0	4	2	7	1	5	3	0	0	0	Ninth.	First.
New York.....	0	0	0	1	2	2	2	9	9	0	0	0	Ninth.	Third.
Washington.....	0	0	0	1	0	0	0	0	1	21	1	1	Twelfth	Fourth.
St. Louis.....	0	0	0	0	0	0	0	0	1	1	21	2	Twelfth	Eighth.
Louisville	0	0	0	0	0	0	0	1	1	2	0	21	Twelfth	Fifth.

It will be seen that the Baltimores had been in the van at the end of the twenty-five weeks of the campaign—beginning on Saturday, April 20, and ending on Monday, September 30—no less than nine separate weeks, the Pittsburgs being in the lead at the end of seven weeks, the Clevelands at the end of five weeks and the Philadelphias no time in first place; the Bostons four weeks; and the Chicagos and Cincinnati each one week. Brooklyn, New York, Washington, St. Louis and Louisville each being—like the Phillies—out in the cold in this respect, not one of the last named four even reaching a week higher than fourth position.

The lowest position reached by the champions was eighth on May 25; Cleveland stood in the last ditch on April 25; Philadelphia, too, was there on April 29. Chicago was at no time lower than ninth place, where that club stood on May 1. Brooklyn was down to tenth position on May 24. Neither Boston nor Pittsburg got below seventh place, the former on May 25 and the latter on September 17. Cincinnati was down to ninth on September 18, and New York as low as ninth place on June 24. Washington and St. Louis both occupied the last ditch at one time, while Louisville was in sixth place early in the campaign, or on April 18. Six of the twelve clubs stood as high as first at one time, but the highest the Phillies reached was second place, and Brooklyn's highest was third. Even New York was third once during the campaign, but they seemed to favor ninth position most of the season.

THE PROFESSIONAL CHAMPIONSHIP OF THE UNITED STATES.

Brief Records of the World's Championship Series From 1884 to 1892—The Temple Cup Series of 1894 and 1895.

The struggle for the base ball championship of the United States—and necessarily that of the entire civilized world—under a regular series of authorized games, began in October, 1884, in which month the League champion club of Providence and the American Association champions of 1884—the Metropolitans of New York—entered the lists in a series of best 2 out of 3 games, which the Providence team won by the scores of 6 to 0, 3 to 1 and 12 to 2.

In the series of 1885 the contestants for the championship of the world were the League champions of the Chicago club and American Association champions of St. Louis. This series of games ended in a drawn contest, the stake of \$1,000, for which the clubs competed, being divided, each club winning 3 games of the series of 6 played.

In 1886 the Chicago and St. Louis clubs again being the respective champions of the League and Association, once more entered the lists as contestants for the championship of the base ball world, and this time the St. Louis club was successful, they winning 4 of the series of 6 games played.

In 1887 the Detroit club, having won the championship of the League, and the St. Louis club that of the American Association, these two clubs entered the lists in an extended series of world's championship contests, no less than 15 games being played in all, of which the Detroit club easily won 11, thereby carrying off the honors.

In 1888 the St. Louis club, having become four-time winners of the American Association championship, found the New York club their opponents in the world's championship series for the first time, that club having been successful in winning the League pennant race in 1888. This time the series was limited to best out of 10 games, and New York won, with a score of six victories out of the 10 games played.

In 1889 those old rivals, the New York and Brooklyn clubs, each won the honors of their respective organizations, the New Yorkers being second-time winners of championship honors in the League arena, the Brooklyns winning the Association championship for the first time. In the series of 9 games

played, the New York team won 6 of the series, and took the world's pennant again.

In 1890, the Brooklyn club, having won the League pennant in their inaugural year in the League arena, had to meet the American champions from Louisville in the world's championship series of that year, and as each club won 3 games of the series of 6, constituting the full series, and it being too late in the season to play off the tie games, the series ended in a draw, Brooklyn having the best of it in total runs scored by 42 to 39. In 1891 the faction war between the League and the American Association prevented any meeting between the League and American clubs which won the championship of that year in each organization; and consequently there was no world's championship club in 1891, the honor being divided between the two clubs of Boston, representing the rival League and Association champions for 1891.

In 1892 the National League absorbed the four leading clubs of the American Association, and extended its membership to twelve clubs, the reconstructed National League becoming the governing organization of the entire professional fraternity, which it still is in 1896. In 1892 the division of the championship campaign into two halves, each with its separate championship, led to the world's series of that year being played by the Boston and Cleveland clubs, the Bostons winning the championship of the first half and the Clevelands the championship of the second half. The world's series of 1892 comprised the playing of a series of nine games, and the Bostons carried off the honors by winning 5 games out of the 6 played, the first game being drawn.

In 1893 the Boston club won the League championship and there being no rival competitors in the field, as there was in 1892, the Bostons became champions of the base ball world as well as of the National League. In 1894, however, a new series of games were inaugurated at the close of the regular League championship season, which introduced an altogether different character of contests, and this series was that known as the Temple Cup games, which brought the two leading teams of the League twelve together which stood first and second in the pennant record at the close of each season, as competitors for the year's holding of the valuable silver cup—liberally presented to the League by ex-President Temple of the Pittsburg club—thus giving a new interest to the season's pennant race. The conditions attached by the donor of the cup to this new series of contests were as follows: "Firstly, that the cup should be held in possession of the club winning the pennant, until the holder was challenged by the club second in the pen-

nant race record of the year ; and if from any cause the champion club should fail to accept the challenge of the club second in the race then the club third in the race shall be eligible to challenge the second holder of the cup." For instance, the Baltimore club won the pennant of 1894, with the New York club second in the race and the Bostons third. Now had the Baltimore club declined to defend the cup in 1894 the New York club would, in such case, have become holder of the cup, and the Bostons would have been legally entitled, under Mr. Temple's conditions, to have challenged for the cup. As it was, however, the Baltimores accepted the New York club's challenge and thus deprived the Bostons of a chance to play for it. Of course the power to challenge of the Boston club—third in the race of 1894—did not hold good after the Baltimores had entered the lists, the New Yorks having the reward of their victory in the cup series in the holding of the cup for one year from the date of the season of 1894 to the end of that of 1895, when they had to give it up to the club winning the pennant of 1895, the victorious team again being that of the Baltimore club. In 1895 the Cleveland club, having come in second in the pennant race, of course challenged the Baltimore champions for the cup, and it being accepted, the second series of cup games took place, with the result of the success of the Cleverlands, and that club will now hold possession of the trophy until the end of the season of 1896, when they will resign it to the pennant winners of this year.

The grand features of the world's championship series of games played in 1892, under the auspices of the National League, and also of the series of the Temple Cup contests of 1894 and 1895, was the additional proof which was afforded to the public at large of the *thorough integrity of play* which now characterizes every contest by professional teams played under the auspices of the National League, and of the minor leagues connected with the major organization, under the contract known as the "National Agreement." In 1892 the schedule of the world's series of that year called for the playing of 9 games, yet, after the opening game had been drawn, the Boston club defeated the Cleverlands in the next four games, thereby utterly depriving the enemies of the professional class of any chance to cry "hippodroming." The same positive proof of integrity of play was furnished, too, on the occasion of the series of 7 games each year in the Temple Cup contests of 1894 and 1895. It was this well-known honesty in professional base ball that attracted the thousands of spectators which gathered each year to see these three series of splendidly fought games for the United States championship of the professional clubs of the National League of 1892, '94 and '95.

The Records of the Temple Cup Series of 1894 and 1895.

The first Temple Cup series of 1894 began at Baltimore and ended at New York, the record of the four games played being as follows:

RECORD OF 1894.

Date.	Contesting Clubs.	City.	Pitchers.	Score.
Oct. 4	New York vs. Baltimore...	Baltimore...	Rusie Esper	4-1
" 5	New York vs. Baltimore....	Baltimore...	Meekin..... Gleason	9-6
" 6	New York vs. Baltimore....	Baltimore...	Rusie Hemming	4-1
" 8	New York vs. Baltimore....	New York...	Meekin Hawke*	16-3

* Eight innings.

Not having space for the full scores of four games, we have made up the following aggregate score, which plainly gives the detail figures of the contest between the two teams sufficiently to show the respective work done in the full series.

THE NEW YORK SCORE.

	At Games. Bat.	Runs.	Base Hits.	Put Outs.	As- sists.	Er- rors.	Batting Av'r'ge.	Field'g Av'r'ge
Burke, lf.	4	18	3	7	4	0	.219	1.000
Tiernan, rf.	4	16	5	2	5	1	.100	.857
Davis, 3b.	4	16	5	5	2	11	.192	.867
Doyle, 1b.	4	17	5	9	39	6	.257	.918
Ward, 2b.	4	16	1	6	11	11	.270	.917
Van Haltren, cf.	4	14	3	7	10	1	.250	1.000
Fuller, ss.	4	14	3	4	11	14	.182	.862
Farrell, c.	4	15	5	6	20	3	.222	.958
Rusie, p.	2	7	1	3	1	6	.231	.636
Meekin, p.	2	9	2	4	2	1	.235	1.000
Totals	142	33	53	105	56	18		

THE BALTIMORE SCORE.

	At Games. Bat.	Runs.	Base Hits.	Put Outs.	As- sists.	Er- rors.	Batting Av'r'ge.	Field'g Av'r'ge
Kelly, lf.	4	15	2	5	5	3	.250	.889
Keeler, rf.	3	12	1	3	8	1	.167	1.000
Brouthers, 1b.	4	16	2	3	30	4	.136	.471
McGraw, 3b.	4	16	2	4	10	12	.200	1.000
Brodie, cf.	4	14	2	0	8	4	.000	1.000
Reitz, 2b.	4	15	1	5	17	9	.250	.963
Jennings, ss.	4	14	0	2	4	14	.111	.857
Robinson, c.	4	15	1	4	15	10	.174	.926
Gleason, p.	2	5	0	1	2	1	.143	1.000
Esper, p.	1	2	0	0	1	3	.000	1.000
Hemming, p.	1	3	0	0	0	1	.000	.000
Hawke, p.	1	2	0	0	0	1	.000	.000
Bonner, rf. and ss. ...	2	5	0	0	2	0	.000	1.000
Totals	134	11	27	102	61	10		

THE SUMMARY SCORE.

New York.....	2	0	5	3	7	4	6	2	4—33
Baltimore.....	2	2	3	1	0	0	1	0	2—11
Totals.....	4	2	8	4	7	4	7	2	6—44

BASE HITS EACH GAME.

New York.....	13	12	11	20—56
Baltimore.....	7	7	7	6—27
Totals.....	20	19	18	26—83

First base by errors—New York, 4; Baltimore, 10. Battery errors, New York, 19; Baltimore, 6. Left on bases—New York, 21; Baltimore, 32. Out-field catches—New York, 19; Baltimore, 21. Sacrifice hits—New York, 3; Baltimore, 4. Stolen bases—New York, 17; Baltimore, 9. Double plays—New York, 4; Baltimore, 4.

PITCHING SCORE.

	Meekin.	Rusie.	Gleason.	Hawke.	Esper.	Hem-ming.
Games pitched by.....	2	2	2	1	1	1
Innings pitched in.....	17	18	14	2	9	8
Base hits off.....	13	14	27	5	13	11
Runs earned off.....	2	1	11	2	7	2
Bases on balls by.....	8	4	6	1	1	3
Wild pitches by.....	1	0	2	1	0	0
Hit batsman by.....	1	1	3	0	0	0
Struck out by.....	6	6	3	0	3	2

Umpires—Emslie and Hurst. Time of games—Shortest, 1:45; longest, 2:10.

It will be seen by the batting average column that Ward bore off the palm in base-hit averages for the New York team and he almost had the best record in field work, the fielding of the "battery" players being especially noteworthy. On the Baltimore side Reitz bore off the honors in both batting and fielding. New York led in base-hits each game and in earned runs, Rusie having the best pitching record on the part of New York and Esper on that of Baltimore.

THE RECORD OF 1895.

The series of 1895 proved to be more interesting than the contests of 1894, the Clevelands having it all their own way at Cleveland and besides which they won without much difficulty at Baltimore. The record of the five games played in 1895 is as follows:

Date.	Contesting Clubs.	City.	Pitchers.	Score.
Oct. 2	Cleveland vs. Baltimore....	Cleveland...	Young... McMahon	5-4
" 3	Cleveland vs. Baltimore ...	Cleveland...	CuppyHoffer	7-2
" 5	Cleveland vs. Baltimore....	Cleveland...	Young... McMahon	7-1
" 7	Baltimore vs. Cleveland....	Baltimore...	Esper.....Cuppy	5-0
" 8	Cleveland vs. Baltimore....	Cleveland...	Young.....Hoffer	5-2

The Baltimores were in better condition to win in 1895 than they were in 1894, but in both the series they labored under the disadvantage of having all to lose and little to win, whereas their opponents in both years had everything to win and little to lose. Here is the record showing the aggregate scores of the two teams in full series:

THE CLEVELAND SCORE.

	At Games.	Bat. Runs.	Base Hits.	Put Outs.	As- sists.	Er- rors.	Batting Av'r'ge.	Field'g Av'r'ge
Burkett, lf.....	5	20	3	9	0	0	.500	1.000
McKean, ss.....	5	20	2	6	14	22	.300	.929
Childs, 2b.....	5	21	4	4	16	16	.190	.914
McAlear, cf.....	5	21	2	6	9	0	.273	.900
O. Tebeau, 1b.....	5	20	3	5	56	3	.250	.967
Zimmer, c.....	5	18	3	3	17	5	.167	.917
Blake, rf.....	5	20	1	5	11	1	.250	.923
McGarr, 3b.....	5	19	3	3	1	8	.158	.900
Young, p.....	3	12	3	3	1	10	.200	1.000
Cuppy, p.....	2	6	1	1	1	2	.143	1.000
Totals.....	—	177	25	45	135	67	—	—

THE BALTIMORE SCORE.

	At Games.	Bat. Runs.	Base Hits.	Put Outs.	As- sists.	Er- rors.	Batting Av'r'ge.	Field'g Av'r'ge
McGraw, 3b.....	5	20	4	8	3	5	.400	.750
Keeler, rf.....	5	18	3	4	11	0	.222	.909
Jennings, ss.....	5	19	3	7	10	21	.368	.968
Kelly, lf.....	5	19	1	7	11	1	.368	.833
Brodie, cf.....	5	20	1	4	12	1	.200	1.000
Gleason, 2b.....	5	20	0	2	14	10	.100	.917
Caray, 1b.....	5	19	0	5	45	3	.263	.979
Robinson, c.....	3	12	1	3	12	1	.250	1.000
Clarke, c.....	2	7	1	2	6	1	.286	1.000
Hoffer, p.....	2	7	0	0	1	2	.000	.600
McMahon, p.....	2	7	0	0	2	7	.000	1.000
Esper, p.....	1	3	0	0	1	0	.000	1.000
Totals.....	—	171	14	42	128	52	—	—

THE SUMMARY SCORE.

Cleveland.....	6	0	0	0	2	3	7	4	0—25
Baltimore.....	0	2	2	0	0	2	3	3	2—14
Total.....	6	2	2	0	2	5	10	7	4 39

BASE HITS EACH GAME.

Cleveland.....	14	10	13	5	11—53
Baltimore.....	12	5	7	9	9—42
Totals.....	26	15	20	14	20 95

First base by errors—Cleveland, 2; Baltimore, 4. Battery errors, Cleveland, 12; Baltimore, 4. Left on bases, Cleveland, 21; Baltimore, 15. Outfield catches, Cleveland, 28; Baltimore, 34. Sacrifice hits, Cleveland, 5; Baltimore, 1. Stolen bases, Cleveland, 6; Baltimore, 4. Double plays, Cleveland, 1; Baltimore, 1.

PITCHING SCORE.

	Young.	Cuppy.	Hoffer.	McMahon.	Esper.
Games pitched in by.....	3	2	2	2	1
Innings pitched in by.....	27	18	17	17	9
Base hits off.....	28	14	24	27	5
Runs earned off.....	6	4	4	11	0
Bases on balls by.....	4	4	6	1	0
Wild pitches by.....	0	0	0	0	0
Hit batsmen by.....	2	0	1	0	0
Struck out by.....	2	6	6	2	1

Umpires—Hurst, Keefe and McDonald. Time of games—Shortest, 1.45; longest, 2.30.

It will be seen that on the part of Cleveland Burkett led at the bat and in the fielding on the averages figures, McKean leading in the infield with phenomenal work. On the part of the Baltimores McGraw led at the bat and Brodie in the infield, Carey's splendid base play being the infield feature, besides which he did finely at the bat. The catching on both sides was up to a very high mark. In pitching, Cuppy bore off the palm for Cleveland and Esper for Baltimore, McMahon being badly punished. Cleveland led in sacrifice hits and in stolen bases.

The attendance at the series of 1894 was unprecedentedly large and that of 1895 was almost as remunerative. In 1894 the attendance record in round numbers was as follows:

In Baltimore, first game, 12,000; second game, 11,000; third game, on Saturday at New York, 20,000, and last game, 12,000. Total, 55,000. The net receipts, after paying expenses, reached over \$18,000, a good sum for the two teams to share, the victors getting 65 per cent. and the losers 35. In 1895 the aggregate receipts exceeded \$15,000, \$10,056 being received at the three games at Cleveland and \$4,600 at the two games in Baltimore. The umpiring cost \$420 for the series and the ground expenses \$152, the net receipts being \$14,752.

A banquet was given the Cleveland team on their return home from Baltimore, it being tendered by the Elks of Cleveland. A feature of the table ornamentation was a design about four feet square, representing a base ball diamond, with a spider on each base, a spider for pitcher and an open oyster symbolic of the Baltimores, lying midway between home plate and first base, with four spiders walking over it and eating it up. Besides the team players of the Cleveland club who took part in the five games who shared in the receipts were Wallace, Knell, Wilson and O'Meara, and although not taking part in the series, were generously presented with an equal share of the receipts with the regular team. Among the special guests at the banquet was the Mayor of the city, the Treasurer and the

Sheriff. Mr. Temple was invited, but was unable to be present. He sent a nice letter of congratulations, however.

The Pitching Records of 1895.

We again have to depend upon the figures of the percentage of victories credited to each pitcher as the only criterion of a pitcher's skill left us, owing to the utter failure of the Rules Committee of 1894 to improve the scoring rules for 1895 so as to make runs, legitimately earned off the pitching, the real test of pitching skill. Just as long as base-stealing, and the fielding errors it leads to, are combined with base hits as the basis of earned runs—such runs not being earned off the pitching alone, but off the pitching and base-running combined—just so long will the percentage of victories pitched in be the only criterion of skill in the box left us for our pitching records each year.

We are glad to note the fact that team-work in pitching is gaining in favor each year, especially with the intelligent "head-work" class of pitchers; while the mere machine workers in the box are being relegated each year to the class of pitchers who lack brains to appreciate the value of skilful strategic work in the box, this class including those pitchers who think that a mere "cyclone" delivery of the ball to the bat is the all-in-all of pitching. Another noteworthy fact in connection with the pitching of 1895 was that showing the marked improvement exhibited in the adoption of skilled strategy in pitching by the class of intelligent "colts" of the club batteries, who came so prominently to the front in 1895; such, for instance, as young Hoffer of the Baltimores, Wallace of the Clevelands, Orth of the Philadelphias, Dolan of the Bostons, and a few others, this change for the better in pitching methods resulting in sending most of the old "cyclone" class of pitchers to the rear—fellows who had not a single idea of what scientific work in the box was, and who relied solely upon a wild, intimidating speed in delivery for success in the position. The day of this style of pitching has gone by, and "head work" in the box has taken its place, with remarkable gain to the attractiveness of the game at large.

In presenting the records of percentage of victories pitched in as the only existing test of skill in the box certain exceptions to the general rule have to be noted. For instance, while the rule of procedure necessitates the presentation of the names of the pitchers in the order of their percentage of victories, it does not follow that the most successful pitcher, according to

this test, is he who has a record 1.000 in percentage figures, without regard to his having pitched only in a small minority of games. Take, for instance, the records of Esper and Kissinger, in the Baltimore battery team; while Esper has the percentage figures of .429 to Kissinger's .500, the fact that the latter pitched in only two games in the Baltimore team while Esper pitched in twenty-two has to be taken into consideration. Then, too, there is another record fact which bears strongly on the estimate of the relative skill of two or more pitchers and that is the character of the victories pitched in, the pitcher who is more successful in securing victories over first division clubs and especially in the case of the three leaders, of course, having a really better record than the one who excels only against second division clubs. Quoting the case, for instance, of the pitching records of Terry and Thornton, of the Chicago battery teams; while both had the same percentage figures of victories pitched in, viz., .600 each, Terry's superiority was shown in the fact that he pitched in six victories over first division teams, while Thornton pitched in but two such victories and yet both had the same percentage of victory figures for all the games. This same rule of estimate of a pitcher's skill, on the basis of his percentage of victories figures, applies with still greater force in the records of the two leading pitchers of the Philadelphia team, Taylor and the "colt" Orth. For instance, Orth finished the season with the percentage figures of no less than .889, while those of Taylor were but .667; but the latter pitched in 39 games, while Orth pitched in but 9—quite a difference, especially when the fact is taken into consideration that while Taylor pitched in 13 victories against the first division clubs, Orth pitched in but 2 such victories; Taylor, moreover, pitched in 4 victories against the Baltimores and in 3 against the Clevelands out of 10 games he pitched against those clubs, while Orth's most successful efforts were against the Washingtons and Louisvilles. It will therefore be seen that the mere fact of one pitcher leading another in percentage of victory figures does not always show superior ability in box work.

With these preceding remarks, we give below the full pitching records, on the basis of percentage of victories pitched in, for the past season of 1895.

THE BALTIMORE CLUB'S PITCHING RECORD.

The "colt" pitcher, Hoffer, unquestionably led the Baltimore club's pitchers in 1895, as shown in the fact that he not only pitched in more games than any of the club's other pitch-

ers, and led in percentage of victories pitched in, but especially does the fact tell in his favor that out of 16 games he pitched in against the five first division clubs opposed to the Baltimores he won no less than 13 victories, the best record of the kind of the past League season. Next to him stands Clarkson, alike in percentage figures and in victories pitched in against first division teams; he pitching his team to victory in 6 out of 7 such games. Next may be named McMahon, who, though excelled by Gleason in percentage figures, pitched in 14 games to Gleason's 4, McMahon, too, pitching in 4 victories against first division teams to Gleason's 2. Hemming had a good record, as a whole, but he pitched in twice as many victories against second division clubs as he did in those against clubs of the first division, by 12 to 6. Esper was more successful in his average of victories against first division teams than Hemming, by the percentage figures of .545 to .429. Kissinger was only tried in two games, and Pond in but one. The club's pitching record in full is appended:

BALTIMORE PITCHING RECORD.

BALTIMORE VS.	Cleveland.	Philadelphia.	Chicago.	Brooklyn.	Boston.	Pittsburg.	Cincinnati.	New York.	Washington.	St. Louis.	Louisville.	Total.	Per cent. of Victories.
Hoffer.....	Won	1	1	3	6	2	1	5	3	2	3	29	.784
	Lost	1	1	0	0	1	2	1	1	1	0	8	
Clarkson..	Won	0	1	1	1	3	0	0	3	2	1	13	.765
	Lost	1	0	0	0	0	0	1	0	1	1	4	
Gleason.....	Won	0	1	1	0	0	0	0	0	0	1	3	.750
	Lost	0	0	1	0	0	0	0	0	0	0	1	
McMahon.....	Won	1	0	1	0	2	1	1	1	2	1	10	.714
	Lost	1	0	0	1	1	0	0	1	0	0	4	
Hemming.....	Won	2	1	2	1	0	2	2	2	2	0	18	.545
	Lost	1	1	1	2	3	1	2	1	0	3	15	
Kissinger.....	Won	0	0	0	0	0	0	0	0	0	1	1	.500
	Lost	0	0	1	0	0	0	0	0	0	0	1	
Esper.....	Won	1	4	0	0	0	2	0	0	1	0	10	.429
	Lost	2	2	1	1	0	2	0	0	1	2	12	
Pond.....	Won	0	0	0	0	0	0	0	0	0	0	0	.000
	Lost	1	0	0	0	0	0	0	0	0	0	1	
Total games played.....		12	12	12	12	12	11	12	12	12	11	130	

THE CLEVELAND CLUB'S PITCHING RECORD.

The veteran Young bore off the palm in pitching in the Cleveland club in 1895, his percentage figures, as a whole, as well as those against the first division clubs he pitched in, giving him a decided lead over his pitching conferees of the club.

Cuppy was the next most successful of the club's pitchers, though Wilson led him in percentage of figures, but Wilson only pitched in 7 games, while Cuppy was in the box in 39 games; moreover, while Wilson pitched in but 2 victories against first division clubs, Cuppy pitched in 9 such victories. The "colt" Wallace made a good record for his first season with the team, he pitching in 9 victories out of 16 games against first division teams, he excelling both Wilson and Knell in this important respect. Sullivan only pitched in 1 victory out of 4 games. Here is the club record in full:

CLEVELAND PITCHING RECORD.

CLEVELAND VS.		Baltimore.	Philadelphia.	Chicago.	Brooklyn.	Boston.	Pittsburg.	Cincinnati.	New York.	Washington.	St. Louis.	Louisville.	Totals.	Per cent. of Victories.
Young.....	Won	1	2	2	2	4	3	2	6	4	2	5	33	.767
	Lost	3	1	0	0	2	1	1	2	0	0	0	16	
Wilson.....	Won	1	0	0	1	0	0	0	0	2	1	0	5	.714
	Lost	0	0	1	0	0	0	1	0	0	0	9	2	
Cuppy.....	Won	2	2	3	1	1	4	4	0	1	4	4	26	.667
	Lost	2	0	4	1	2	2	0	2	1	1	1	13	
Knott.....	Won	1	2	0	0	0	0	0	0	2	1	1	5	.556
	Lost	0	1	1	0	1	0	0	0	0	0	1	4	
Wallace.....	Won	1	1	0	6	1	0	0	0	1	3	1	14	.519
	Lost	0	2	3	1	1	2	1	1	1	2	0	13	
Sullivan.....	Won	0	0	0	0	0	0	0	1	0	0	0	1	.250
	Lost	0	1	0	0	0	0	2	0	0	0	0	3	
Total games played.....		11	12	11	12	12	12	11	12	12	12	12	126	

THE PHILADELPHIA CLUB'S PITCHING RECORD.

The Philadelphia club tried no less than 11 pitchers in 1895 to 8 by the Baltimores, and but 6 by the Clevelands, a multiplicity of pitchers in League teams being a sign of weakness in battery force as a rule. Taylor bore off the palm out of the 11 pitchers tried, 4 of the 11 proving to be useless appendages and costly experiments. Though Orth led in percentage of victory figures, Taylor had the best record in reality, as he pitched in 13 victories against first division teams, while Orth pitched in but 2. Carsey, too, was successful against first division teams, he pitching in 9 such victories, while Lucid, who had a higher percentage record, pitched in but 1 victory against leading teams. McGill, leading Lucid, too, in this respect, though behind him in percentage figures. Carsey led all the pitchers, except Orth and Lucid, in pitching against the second division clubs, by the percentage figures of .813 to .722

by Taylor. Orth's figures being 1.000, and Lucid's .833 against the six second division clubs. But it is success against the leaders that shows the most marked ability in the pitching records. We append the record of the club's pitching in full:

PHILADELPHIA PITCHING RECORD.

PHILADELPHIA VS.		Baltimore.	Cleveland.	Chicago.	Brooklyn.	Boston.	Pittsburg.	Cincinnati.	New York.	Washington.	St. Louis.	Louisville.	Totals.	Per cent. of Victories.
Orth	Won	0	0	1	0	1	1	0	0	2	0	3	8	.889
	Lost	0	0	0	1	0	0	0	0	0	0	0	1	
Taylor.....	Won	4	3	1	3	2	2	3	2	1	2	3	26	.667
	Lost	2	1	2	2	1	0	2	2	0	1	0	13	
Lucid	Won	0	0	1	0	0	0	1	1	1	1	1	6	.667
	Lost	1	1	0	0	0	0	0	0	1	0	0	3	
Carsey.....	Won	0	1	1	3	4	2	3	2	3	3	2	24	.585
	Lost	4	3	2	1	2	2	1	0	0	1	1	17	
McGill.....	Won	0	1	2	0	0	3	1	2	0	0	1	10	.556
	Lost	0	1	1	1	0	1	0	0	2	1	1	8	
Smith	Won	0	0	0	1	0	0	0	1	0	1	0	3	.500
	Lost	0	1	0	0	1	0	1	0	0	0	0	3	
White.....	Won	0	0	0	0	0	0	0	0	1	0	0	1	1.000
	Lost	0	0	0	0	0	0	0	0	0	0	0	0	
Weyhing.....	Won	0	0	0	0	0	0	0	0	0	0	0	0	.000
	Lost	1	0	0	0	0	0	0	1	0	0	0	2	
Hodson.....	Won	0	0	0	0	0	0	0	0	0	0	0	0	.000
	Lost	0	0	1	0	0	0	0	0	0	1	0	2	
Beam	Won	0	0	0	0	0	0	0	0	0	0	0	0	.000
	Lost	0	0	0	0	1	1	0	0	0	0	0	2	
Lampe	Won	0	0	0	0	0	0	0	0	0	0	0	0	.000
	Lost	0	0	0	0	0	0	0	0	1	1	0	2	
Total games played		12	12	12	12	12	12	12	11	12	12	12	131	

THE CHICAGO CLUB'S PITCHING RECORD.

The Chicago club experimented with ten pitchers in 1895 and only three proved to be serviceable to any special extent, viz., Griffith, Terry and Hutchison. Six of them did not win a game against any first division club, though they lost games. Griffith won 12 out of 21 games against the leading teams, Terry losing more games against the leaders than he won. But he was most successful of all against the second division teams. Those who failed to win a game against the leaders of the first division and who lost such games were Parker, Stratton, Dolan and Abbey. Friend won two games against the second division teams and lost two, McFarland winning two such games. Thornton did better than Parker, as he won two games against the leaders. Here is the record of the Chicago pitchers in full:

CHICAGO PITCHING RECORD.

CHICAGO vs.		Baltimore.	Cleveland.	Philadelphia.	Brooklyn.	Boston.	Pittsburg.	Cincinnati.	New York.	Washington.	St. Louis.	Louisville.	Totals.	Per cent. of Victories.
Griffith.....	Won	2	4	2	2	4	3	1	0	2	3	2	25	.641
	Lost	2	2	2	2	1	2	1	2	0	0	1	14	
Terry.....	Won	1	1	2	2	0	2	1	2	4	3	2	21	.600
	Lost	3	1	2	2	0	1	3	1	0	1	0	14	
Thornton.....	Won	0	0	2	0	0	0	0	0	0	1	0	2	.600
	Lost	1	1	0	0	0	0	0	0	0	0	0	2	
Parker.....	Won	0	0	0	0	0	0	0	1	0	1	2	4	.571
	Lost	0	0	1	0	1	0	1	0	0	0	0	3	
Hutchison.....	Won	1	1	0	2	1	1	2	2	2	2	1	13	.419
	Lost	2	1	1	2	2	1	1	3	2	2	0	13	
Stratton.....	Won	0	0	0	0	0	1	0	0	1	0	0	2	.400
	Lost	0	0	0	1	0	0	0	0	0	1	1	3	
Friend.....	Won	0	0	0	0	0	0	0	1	0	0	1	2	.500
	Lost	0	0	0	0	0	1	1	0	0	0	0	2	
M. McFarland.....	Won	0	0	0	0	0	0	1	0	0	0	1	2	1.000
	Lost	0	0	0	0	0	0	0	0	0	0	0	0	
Dolan.....	Won	0	0	0	0	0	0	0	0	0	0	0	0	.000
	Lost	0	0	0	0	1	0	0	0	0	0	1	1	
Abbey.....	Won	0	0	0	0	0	0	0	0	0	0	0	0	.000
	Lost	0	0	0	1	0	0	0	0	0	0	0	1	
Total games played		12	11	12	12	12	12	12	12	11	12	12	130	

Griffith, Hutchison and Terry led the pitchers of the Chicago team in pitching in victories against the first division clubs. Six of the ten did not pitch in a single victory against the five leading clubs, of which Chicago was one.

THE BROOKLYN CLUB'S PITCHING RECORD.

The Brooklyn club trusted to six pitchers during the past season and they nearly all did good work in the box, the main trouble with the team being the very uncertain support given their pitching corps, one day up to the highest mark and another day down to tail-end work, alike at the bat and in the field. Lucid was the most successful of the pitchers against the first division clubs, Abbey being second and Stein third, while Kennedy excelled against the second division clubs. The latter lost 10 out of 17 games against the leaders, while he won 12 out of 15 against the second division clubs. Daub did well against the second division clubs, but he was nowhere against the leaders. Gumbert led Kennedy and Stein against the first division teams. Here is the record in full:




NEW YORK BASE BALL CLUB 1895.

- | | | | | | | | | |
|--------|----------|---------|-------|---------|-------------|--------|--------|--------|
| Rusie | Schrive | Farrell | Doyle | Boswell | Van Haltren | Fuller | Meekin | German |
| Knauss | Stafford | Tiernan | Clark | Davis | Bannon | Murphy | Burke | |



Anderson	Mercer	Krumm	Hassamaer	Maul	McGuire
Abbey	Crooks	Schmelz (Mgr.)	Cartwright	Joyce	Nicholson
Boyd	Crooks	Selbach	Mahoney	Stocksdale	
Collins				Coogan	



CONNOR

McDOUGAL

BREITSTEIN
PARROTT

RUPPOLD

ST. LOUIS BASE-BALL CLUB 1895.

DOWD

MURPHY

HOGAN

McFARLAND

QUINN

MEYERS


HART

CROLEY


LATHAM



THE
LEAGUES'S



LEADING
PLAYERS



INDIANAPOLIS BASE BALL CLUB 1895.

- | | | | | | |
|--------|-----------|-------|---------|-----------|--------|
| Fisher | Hogreiver | Cross | Roat | McCarthy | Woods |
| | Phillips | Motz | Watkins | McFarland | Newell |
| | | Hogan | | Canavan | |



W. Hollingsworth H. G. Ebricht Beldon Hill E. E. Van Buren Ernest Gragg
 G. H. Speer Clem. Kimerer F. S. Barnes James Sullivan E. E. Bennett A. S. Kennedy



Ristz	Cleve	Sweeney	Trost	Butler	Myers
	Smith	Stallings	McCann	Herman	
	Moran	Daniels			

BROOKLYN PITCHING RECORD.

BROOKLYN VS.		Baltimore.	Cleveland.	Philadelphia.	Chicago.	Boston.	Pittsburg.	Cincinnati.	New York.	Washington.	St. Louis.	Louisville.	Totals.	Per cent. of Victories.
Lucid.....	Won	2	0	0	2	1	1	1	0	1	0	3	11	.647
	Lost	0	2	1	0	0	1	0	0	0	2	0	6	
Kennedy.....	Won	1	0	2	2	2	3	0	5	1	1	2	19	.594
	Lost	2	1	3	1	3	1	0	0	1	1	0	13	
Abbey.....	Won	0	0	1	0	1	1	0	0	1	0	0	4	.571
	Lost	1	0	1	0	0	0	1	0	0	0	0	3	
Stein.....	Won	1	0	1	2	1	1	2	2	2	2	2	15	.536
	Lost	2	1	1	3	0	0	2	2	2	0	0	13	
Daub.....	Won	0	1	0	0	1	0	2	2	0	1	3	10	.500
	Lost	1	3	0	2	0	1	2	0	1	0	0	10	
Gumbert.....	Won	1	1	1	0	1	1	0	0	5	0	11	.423	
	Lost	1	3	1	0	1	2	2	1	3	0	1		15
Total games played		12	12	12	12	11	12	12	12	12	12	11	130	

Lucid led the above pitchers in per cent. of victories pitched in against the six leading clubs, his figures being .625 to Abbey's .500, Stein's .417, Kennedy's .412, Gumbert's .400, and Daub's .250. Lucid, too, was the most effective of all against the Baltimores. Singular to say, not one of the above quartette pitched in a single victory against the Clevelands, Daub and Gumbert each getting one game against the Western champions. Kennedy, however, led all the pitchers against the six tail-enders, he being very effective against the New Yorkers, as was Gumbert against the St. Louis Browns. Kennedy did well against the Pittsburgs, he pitching in 3 victories out of 4 games. He lost 3 out of 5 against the Bostons and Philadelphias. Washington punished Gumbert the worst of any of the clubs. Daub was the most successful against Louisville and New York. Take the record all in all, it was not the pitchers' fault that the club was not higher up in the race.

Doubtless all the club pitchers will pay more attention this season to striving their best to attain the best percentage of victories against the first division clubs, for that record will best show their skill in the box. The Brooklyn club's pitching record for 1895 shows that the battery team averaged next to the best in pitching in victories against the first division clubs. Club managers fail, in too many cases, to consult the records of the pitching, so as to ascertain which clubs of the first division each pitcher of the team is most successful against. For instance, Lucid was effective against Baltimore in 1895, while with the Brooklyn team, but failed against the Clevelands.

THE BOSTON CLUB'S PITCHING RECORD.

The Boston club employed eight pitchers in their championship games in 1895, of which but four did any specially good work, viz., Nichols, Sullivan, Dolan and Stivetts, the latter failing badly against the leading clubs, as he pitched in no less than 11 defeats out of 16 games against the first division clubs, Nichols bearing off the palm in effective pitching against the leading teams. The "colt" Dolan was the most successful of all against the second division clubs, Nichols being second and Stivetts third in this respect. Sexton was tried in 5 games, but he was not given the support the old pitchers were. Yerrick pitched in but 1 game, a victory over Washington. Wilson lost more than he won, while Stocksdale had even figures, neither winning against the first division clubs. Here is the club's full record.

BOSTON PITCHING RECORD.

BOSTON VS.		Baltimore.	Cleveland.	Philadelphia.	Chicago.	Brooklyn.	Pittsburg.	Cincinnati.	New York.	Washington.	St. Louis.	Louisville.	Totals.	Per cent. of Victories.
Nichols	Won	1	2	4	2	2	3	1	2	2	3	4	27	.628
	Lost	1	2	3	2	1	3	1	2	1	0	0	16	
Sullivan.....	Won	0	1	0	4	1	0	1	1	1	1	1	11	.550
	Lost	3	1	1	0	1	0	0	0	1	1	1	9	
Dolan.....	Won	1	1	0	0	0	2	1	1	1	2	2	11	.550
	Lost	2	1	2	0	1	1	1	0	0	0	1	9	
Stivetts ...	Won	0	2	1	1	1	2	1	3	2	2	1	16	.500
	Lost	4	2	1	2	2	1	2	1	1	0	0	16	
Stocksdale	Won	0	0	0	0	0	0	1	0	0	0	1	2	.500
	Lost	0	0	0	0	0	0	0	0	0	0	1	2	
Wilson.....	Won	0	0	0	0	0	0	0	0	1	1	0	2	.333
	Lost	0	0	0	1	0	0	0	1	1	1	0	4	
Yerrick	Won	0	0	0	0	0	0	0	0	1	0	0	1	1.000
	Lost	0	0	0	0	0	0	0	0	0	0	0	0	
Sexton	Won	0	0	0	0	0	0	0	1	0	0	0	1	.200
	Lost	0	0	0	0	2	0	1	0	0	1	0	4	
Total games played		12	12	12	12	11	12	12	12	12	12	12	131	

THE PITTSBURG CLUB'S PITCHING RECORD.

The Pittsburg club employed no less than eleven pitchers in 1895, and of these Gardner was the most successful against the leading teams, Hawley being second and Hart third. Young Foreman, however, led against the second division clubs, Gard-

ner being second and Hawley third, Killen doing best against the second division teams. Hawley pitched in no less than 10 defeats out of 16 games against the Chicago, Brooklyn and Boston teams, and he lost 3 of the 4 against the Baltimores. He won 4 out of 5 against the Giants and the Colonels, he winning 10 out of 11 games with the three tail-enders. Menafee and Jordan were both failures. Singularly enough Weyhing did better work with the Pittsburg team than with the Louisvilles or Phillies, as he won the only game he pitched in. Hart was far more successful, he doing better against the leaders than either Killen or young Foreman, the latter leading all against the second division clubs. Here is the record in full:

PITTSBURG PITCHING RECORD.

PITTSBURG VS.	Baltimore.	Cleveland.	Philadelphia.	Chicago.	Brooklyn.	Boston.	Cincinnati.	New York.	Washington.	St. Louis.	Louisville.	Totals.	Per cent. of Victories.
Gardner.....	Won	1	0	0	1	1	0	1	0	1	1	2	8
	Lost	0	0	1	0	0	0	0	0	0	1	0	2
Hawley.....	Won	0	4	3	1	2	3	2	4	3	3	4	29
	Lost	3	1	1	4	3	3	1	1	1	1	1	21
Killen.....	Won	1	0	0	0	0	1	1	1	1	1	7	7
	Lost	1	0	1	0	0	0	1	1	1	0	1	6
J. Foreman.....	Won	1	0	0	1	0	0	1	1	1	1	2	8
	Lost	1	1	1	2	0	1	1	1	0	0	0	7
Hart.....	Won	1	1	1	2	2	1	3	2	1	1	1	14
	Lost	0	1	4	2	2	3	1	1	1	0	0	15
Moran.....	Won	0	0	0	0	0	0	0	0	0	2	2	2
	Lost	1	2	0	0	1	0	0	1	0	0	0	5
Hewett.....	Won	0	0	0	1	0	0	0	0	0	0	0	1
	Lost	0	0	0	0	0	0	0	0	0	0	0	0
Weyhing.....	Won	0	0	0	0	0	0	0	0	1	0	0	1
	Lost	0	0	0	0	0	0	0	0	0	0	0	0
Colcolough.....	Won	1	0	0	0	0	0	0	0	0	0	0	1
	Lost	0	0	0	0	0	0	0	0	1	0	0	1
Menafee.....	Won	0	0	0	0	0	0	0	0	0	0	0	0
	Lost	0	0	0	0	1	0	0	0	0	0	0	1
Jordan.....	Won	0	0	0	0	0	0	0	0	0	0	0	0
	Lost	0	2	0	0	0	0	0	0	0	0	0	2
Total games played.....		11	12	12	12	12	12	12	12	12	12	131	

THE CINCINNATI CLUB'S PITCHING RECORD.

Manager Ewing was content with six pitchers in 1895, and they would have sufficed to have placed his team in the first division but for the failure to give those he had effective sup-

port. Dwyer was the most effective of the six against the first division teams, especially against the Cleveland, Chicago and Boston teams. But Rhines led against the second division teams, he being more effective against the St. Louis Browns than the others. Phillips did fairly well against the leaders, the Bostons being the only club that troubled him. Both Foreman and Parrott lost more games than they won, Parrott winning but 6 games out of 18 with the leaders.

Here is the record in full:

CINCINNATI PITCHING RECORD.

CINCINNATI VS.		Baltimore.	Cleveland.	Philadelphia.	Chicago.	Brooklyn.	Boston.	Pittsburg.	New York.	Washington.	St. Louis.	Louisville.	Totals.	Per cent. of Victories.
Rhines.....	Won	2	2	1	1	2	2	1	2	3	4	0	20	.625
	Lost	0	2	2	1	2	1	1	1	0	0	2	12	
Dwyer.....	Won	0	2	0	4	2	3	2	0	2	1	2	18	.581
	Lost	4	0	2	0	1	0	1	1	1	2	1	13	
Phillips.....	Won	1	1	0	0	1	0	0	0	1	0	1	5	.500
	Lost	0	0	0	0	0	2	1	1	0	0	1	5	
F. Foreman.....	Won	0	1	1	1	1	1	1	0	1	2	2	11	.440
	Lost	2	2	2	1	1	0	2	1	1	0	2	14	
Parrott.....	Won	1	0	2	1	1	1	0	2	1	2	0	11	.355
	Lost	2	2	2	3	1	2	3	4	0	1	0	20	
Bailey.....	Won	0	0	0	0	0	0	0	0	0	0	1	1	1.000
	Lost	0	0	0	0	0	0	0	0	0	0	0	0	
Total games played.....		12	12	12	12	12	12	12	10	12	12	130		

THE NEW YORK CLUB'S PITCHING RECORD.

Meekin, Clarke and Rusie were the leading trio of pitchers against the first division teams of the New York club in 1895, the former bearing off the palm against the leaders, while Clarke did the best against the second division clubs, Rusie being second and German third against the latter clubs. Boswell stood even in victories and defeats, while Knauss and Doheny were useless pitching appendages, neither pitching in a single victory. There was no lack of good fielding support, but the utter failure in doing team-work at the bat offset all the good pitching.

Here is the record in full:

NEW YORK PITCHING RECORD.

NEW YORK VS.		Baltimore.	Cleveland.	Philadelphia.	Chicago.	Brooklyn.	Boston.	Pittsburg.	Cincinnati.	Washington.	St. Louis.	Louisville.	Totals.	Per cent. of Victories.
Meekin.....	Won	1	1	1	3	1	1	0	2	2	3	1	16	.598
	Lost	2	0	1	2	1	0	1	1	0	1	2	11	
Clarke.....	Won	1	2	0	2	1	1	0	3	3	3	2	18	.563
	Lost	2	2	2	0	1	3	3	0	1	0	0	14	
Rusie....	Won	1	1	2	3	1	1	3	3	2	4	2	23	.511
	Lost	4	2	2	2	3	3	3	2	1	0	0	22	
Boswell.....	Won	0	0	0	0	0	0	1	0	0	0	1	2	.500
	Lost	0	1	0	0	0	0	0	1	0	0	0	2	
German.....	Won	0	1	0	0	0	1	0	0	1	1	3	7	.350
	Lost	1	2	2	0	4	1	1	0	1	0	1	13	
Knauss.....	Won	0	0	0	0	0	0	0	0	0	0	0	0	.000
	Lost	0	0	1	0	0	0	0	0	0	0	0	1	
Doheny.....	Won	0	0	0	0	0	0	0	0	0	0	0	0	.000
	Lost	0	0	1	0	0	1	0	0	1	0	0	3	
Total games played.....		12	12	12	12	12	12	12	12	12	12	12	132	

Rusie, it will be seen, pitched in 9 victories against the first division clubs, and Meekin in but 7; but Meekin pitched in but 6 defeats against the former, while Rusie pitched in no less than 16 defeats against the leading six.

THE WASHINGTON CLUB'S PITCHING RECORD.

According to the figures in percentage of victories pitched in, the Washington club had but one effective man in the box in 1895 and that one was Maul, who, unluckily for the club, was disabled early in the season. Mercer failed to realize the expectations formed of him, as he only pitched in 7 victories out of 21 games against the leaders and in but 7 out of 17 against the second division clubs. Anderson was still less effective against the leaders, but led Mercer against the second division teams. All of the other pitchers—no less than twelve in all—pitched in more defeats than victories, Mullarkey, Buckingham, Molesworth and Corbett being rank failures, James quitting even, while Boyd, though he won a game from the champions, lost 7 games. Boswell lost 3 out of 4. Uneven support and poor captaining of the team had much to do with the failure of the best of the pitchers to take the club higher up in the race. Here is the record in full:

WASHINGTON PITCHING RECORD.

WASHINGTON VS.		Baltimore.	Cleveland.	Philadelphia.	Chicago.	Brooklyn.	Boston.	Pittsburg.	Cincinnati.	New York.	St. Louis.	Louisville.	Totals.	Per cent of Victories.
Maul.....	Won	2	1	1	1	0	1	0	1	1	2	2	11	.647
	Lost	0	0	0	1	1	1	1	2	0	0	0	6	
Mercer.....	Won	0	1	2	0	4	0	1	1	3	2	0	14	.368
	Lost	4	4	1	2	0	3	2	2	2	1	3	24	
Anderson.....	Won	0	1	0	1	2	0	1	1	0	-1	2	9	.360
	Lost	2	1	1	2	3	1	2	0	2	1	1	16	
Stocksdale.....	Won	0	0	1	0	1	0	2	0	0	0	1	5	.313
	Lost	0	2	0	2	0	2	1	1	1	2	0	11	
Gilroy.....	Won	0	0	0	0	0	0	0	0	0	0	1	1	.360
	Lost	0	0	2	0	0	1	1	0	0	0	0	4	
Boyd.....	Won	1	0	0	0	0	0	0	0	0	0	0	1	.125
	Lost	1	0	2	1	0	0	0	0	2	0	1	7	
Mullarkey.....	Won	0	0	0	0	0	0	0	0	0	0	0	0	.000
	Lost	1	2	0	1	1	0	1	2	0	0	0	8	
James.....	Won	0	0	0	0	0	0	1	0	0	0	0	1	.500
	Lost	0	0	0	0	0	0	0	0	1	0	0	1	
Boswell.....	Won	0	0	0	0	0	1	0	0	0	0	0	1	.250
	Lost	0	0	1	0	0	0	0	1	0	0	1	3	
Buckingham.....	Won	0	0	0	0	0	0	0	0	0	0	0	0	.000
	Lost	0	0	0	0	0	0	0	0	0	1	0	1	
Molesworth.....	Won	0	0	0	0	0	0	0	0	0	0	0	0	.000
	Lost	0	0	1	0	0	1	0	0	0	0	0	2	
Corbett.....	Won	0	0	0	0	0	0	0	0	0	0	0	0	.000
	Lost	1	0	0	1	0	0	0	0	0	1	0	3	
Total games played.....		12	12	12	12	12	12	10	12	11	12	12	120	

THE ST. LOUIS CLUB'S PITCHING RECORD.

There was not one of the eight pitchers employed by the St. Louis club in 1895 who did not pitch in more defeats than victories, the best full percentage being that of Breitenstein, and that was only .375. He, too, pitched in no less than 16 defeats out of 27 games against the leaders and in 14 defeats out of 21 games against the second division clubs. It is a noteworthy fact that young Clarkson, who did such good work in the box for Baltimore, had the poorest record of all of the St. Louis pitchers who pitched in five games and over. The superior play of his Baltimore support had much to do with it, of course.

The club's record in detail is as follows:

ST. LOUIS PITCHING RECORD.

St. Louis vs.		Baltimore.	Cleveland.	Philadelphia.	Chicago.	Brooklyn.	Boston.	Pittsburg.	Cincinnati.	New York.	Washington.	Louisville.	Totals.	Per cent. of Victories.
Breitenstein	Won	5	0	4	1	1	0	2	0	1	2	2	18	.375
	Lost	3	2	2	4	2	3	3	3	6	0	2	30	
Kissenger.....	Won	0	0	0	1	0	1	0	1	0	2	0	5	.333
	Lost	0	1	1	2	3	0	2	2	0	0	1	10	
Staley	Won	0	0	1	0	1	1	0	1	0	1	0	5	.278
	Lost	2	1	1	1	1	2	1	0	1	2	1	13	
McDougall	Won	0	0	0	0	0	1	0	0	0	1	2	4	.267
	Lost	0	4	1	1	1	0	2	1	0	0	1	11	
Ehret.....	Won	1	1	0	0	0	0	1	1	1	0	2	6	.231
	Lost	1	3	1	2	2	1	3	2	2	2	1	20	
Clarkson.....	Won	0	0	0	0	1	0	0	0	0	0	0	1	.143
	Lost	0	0	1	0	0	2	0	0	2	1	0	6	
Donahue.....	Won	0	0	0	0	0	0	0	0	0	0	0	0	.000
	Lost	0	0	0	0	0	1	0	0	0	0	0	1	
Coleman	Won	0	0	0	0	0	0	0	0	0	0	0	0	.000
	Lost	0	0	0	0	0	0	1	0	0	0	0	1	
Total games played		12	12	12	12	12	12	12	12	12	11	12	131	

THE LOUISVILLE CLUB'S PITCHING RECORD.

We come now to the occupants of the "last ditch" in the League battlefield of 1895, viz., the Louisvilles, a club which once came near winning the League pennant in 1887, and which won the American Association pennant in 1889, but unluckily has held a mortgage on the tail-end position for some years past. Of course the tail-end team had the most pitchers in its ranks of any club in the League, a weakness developed in a majority of the clubs each year. Of the 12 employed by the Louisvilles but 1 pitcher pitched in more victories than defeats, and in only 5 games, viz., - McCreery, who stood even, 1 to 1, in victories and defeats against the first division teams. Inks was the most successful in percentage of victories against the leaders, that is, those who pitched in more than 5 games, McDermott being the great failure in this respect, as he pitched in 13 defeats against the leaders, and not even in 1 victory. Weyhing, too, was badly punished by the first division teams, he winning but 3 out of 11 games against the leaders, and but 5 out of 13 with the second division teams. Not a single victory was pitched in by Gettinger, Borchers, Wads-

worth, McFarland or Knell, and in only 1 out of 6 games by Luby. As a whole, Cunningham was the most effective of all. Here is the record in full:

LOUISVILLE PITCHING RECORD.

LOUISVILLE VS.		Baltimore.	Cleveland.	Philadelphia.	Chicago.	Brooklyn.	Boston.	Pittsburg.	Cincinnati.	New York.	Washington.	St. Louis.	Totals.	Per cent. of Victories.
McCreery.....	Won	0	1	0	0	0	0	0	1	0	0	1	3	.600
	Lost	0	0	1	0	0	0	0	0	0	0	0	2	
Cunningham.....	Won	0	0	0	2	1	0	0	1	0	0	1	11	.407
	Lost	1	3	2	2	0	3	0	2	2	0	0	16	
Weyhing.....	Won	1	0	0	0	0	2	1	1	2	2	1	8	.296
	Lost	0	2	3	2	4	0	1	1	1	1	2	19	
Inks.....	Won	0	1	1	0	0	1	1	1	1	1	0	7	.269
	Lost	4	2	1	0	1	1	4	1	1	2	2	19	
McDermott.....	Won	0	0	0	0	0	0	0	0	1	1	1	4	.184
	Lost	2	1	1	3	2	4	2	0	0	2	2	19	
Luby.....	Won	0	0	0	1	0	0	0	0	0	0	0	1	.167
	Lost	0	1	0	1	0	1	0	0	1	1	0	5	
Holmes.....	Won	0	0	1	0	0	0	0	0	0	0	0	1	1.000
	Lost	0	0	0	0	0	0	0	0	0	0	0	0	
Gettinger.....	Won	0	0	0	0	0	0	0	0	0	0	0	0	.000
	Lost	0	0	0	0	1	0	0	0	0	0	0	1	
Borchers.....	Won	0	0	0	0	0	0	0	0	0	0	0	0	.000
	Lost	0	0	0	0	1	0	0	0	0	0	0	1	
Wadsworth.....	Won	0	0	0	0	0	0	0	0	0	0	0	0	.000
	Lost	0	0	0	0	0	0	1	0	0	0	0	1	
D. McFarland.....	Won	0	0	0	0	0	0	0	0	0	0	0	0	.000
	Lost	1	0	1	1	0	0	1	0	0	1	1	6	
Knell.....	Won	0	0	0	0	0	0	0	0	0	0	0	0	.000
	Lost	2	1	1	0	0	0	1	0	0	1	0	6	
Total games played.....		11	12	12	12	11	12	12	12	12	12	12	130	

* One game forfeited—not played.

A New Pitching Record.

We give below, for the first time, a new and interesting pitching record, viz., that showing how the pitchers stand in the relative work done in the box against the clubs of the two divisions in the League club ranks. It is very apparent that a pitcher who has the highest percentage of victories pitched in in his box work against the six clubs of the first division in the season's pennant race, is more effective than one who excels only against the six clubs of the second division. We have not made this comparison before, and now introduce it as a new criterion of a pitcher's work in the box. Here is the new record in question:

The Pitching in the Two Divisions.

BALTIMORE CLUB.

PITCHERS.	FIRST DIVISION.				PITCHERS.	SECOND DIVISION.			
	Victories.	Defeats.	Games.	Per cent. of Victories.		Victories.	Defeats.	Games.	Per cent. of Victories.
Clarkson.....	6	1	7	.857	McMahon.....	6	1	7	.857
Hoffer.....	13	3	16	.813	Hoffer.....	16	5	21	.762
McMahon.....	4	3	7	.571	Clarkson.....	7	3	10	.700

CLEVELAND CLUB.

Young.....	11	6	17	.674	Cuppy.....	17	2	19	.895
Cuppy.....	9	6	15	.600	Young.....	22	4	26	.846
Wallace.....	9	7	16	.563	Wallace.....	1	5	6	.167

PHILADELPHIA CLUB.

Carsey.....	12	3	15	.800	Orth.....	6	0	6	1.000
Taylor.....	13	8	21	.619	Lucid.....	4	1	5	.800
McGill.....	3	3	6	.500	Taylor.....	13	5	18	.722

CHICAGO CLUB.

Griffith.....	12	9	21	.571	Parker.....	4	1	5	.800
Terry.....	6	8	14	.429	Terry.....	15	6	21	.714
Hutchison.....	5	8	13	.385	Griffith.....	11	5	16	.688

BROOKLYN CLUB.

Lucid.....	5	3	8	.625	Kennedy.....	12	3	15	.800
Gumbert.....	4	5	9	.444	Lucid.....	6	2	8	.750
Stein.....	5	7	12	.417	Daub.....	8	4	12	.667

BOSTON CLUB.

Nichols.....	11	9	20	.550	Dolan.....	9	3	12	.750
Sullivan.....	6	6	12	.500	Nichols.....	16	7	23	.696
Stivetts.....	5	11	16	.313	Stivetts.....	11	5	16	.688

PITTSBURG CLUB.

Hawley.....	10	12	22	.455	J. Foreman.....	6	1	7	.857
Hart.....	5	9	14	.357	Gardner.....	5	1	6	.833
J. Foreman.....	2	5	7	.286	Hawley.....	16	6	22	.727

CINCINNATI CLUB.

Dwyer.....	11	7	18	.611	Rhines.....	10	4	14	.714
Phillips.....	3	2	5	.600	Dwyer.....	7	6	13	.538
Rhines.....	10	8	18	.556	F. Foreman.....	6	6	12	.500

NEW YORK CLUB.

Meekin.....	8	6	14	.571	Clark.....	10	4	14	.714
Clarke.....	7	10	17	.412	Rusie.....	14	6	20	.700
Rusie.....	9	16	25	.360	German.....	5	3	8	.625

WASHINGTON CLUB.

Maul.....	5	3	8	.625	Maul.....	6	3	9	.667
Mercer.....	7	14	21	.333	Anderson.....	5	6	11	.455
Anderson.....	4	10	14	.286	Mercer.....	7	10	17	.368

ST. LOUIS CLUB.

PITCHERS.	FIRST DIVISION.				PITCHERS.	SECOND DIVISION.			
	Victories.	Defeats.	Games.	Per cent. of Victories.		Victories.	Defeats.	Games.	Per cent. of Victories.
Breitenstein	11	16	27	.407	Staley.....	3	2	5	.600
Staley.....	3	8	11	.273	Kissenger.....	3	3	6	.500
Kissenger.....	2	7	9	.222	McDougall.....	3	4	7	.267

LOUISVILLE CLUB.

Inks.....	3	9	12	.250	Weyhing.....	8	5	13	.615
Cunningham.....	3	11	14	.214	McDermott.....	4	5	9	.444
Weyhing.....	3	11	14	.214	Inks.....	4	10	14	.269

In glancing over the above interesting table, it will be seen that no pitcher's record is given who has not pitched in 5 games and over. The above record gives the names of the three pitchers of each of the twelve clubs who lead in percentage of victories figures against the six clubs of each division. The summary showing the record of the leading pitchers, estimated by their percentage of victories of not less than .500, against the six clubs of the first division, with their total percentage in all the games, is as follows:

PITCHERS.	Clubs.	FIRST DIVISION CLUBS.				
		Victories.	Defeats.	Played.	Per cent. of Victories.	Total per cent. of Victories.
Clarkson.....	Baltimore.....	6	1	7	.857	.765
Hoffer.....	Baltimore.....	13	3	16	.813	.784
Carsey.....	Philadelphia.....	12	3	15	.800	.585
Young.....	Cleveland.....	11	6	17	.647	.767
Lucid.....	Brooklyn.....	5	3	8	.625	.647
Maul.....	Washington.....	5	3	8	.625	.647
Taylor.....	Philadelphia.....	13	8	21	.619	.667
Dwyer.....	Cincinnati.....	11	7	18	.611	.581
Cuppy.....	Cleveland.....	9	6	15	.600	.667
Phillips.....	Cincinnati.....	3	2	5	.600	.500
Griffith.....	Chicago.....	12	9	21	.571	.641
Meehin.....	New York.....	8	6	14	.571	.593
McMahon.....	Baltimore.....	4	3	7	.571	.714
Rhines.....	Cincinnati.....	10	8	18	.556	.625
Nichols.....	Boston.....	11	9	20	.550	.628
Sullivan.....	Boston.....	6	6	12	.500	.550
McGill.....	Philadelphia.....	3	3	6	.500	.556

BATTING STATISTICS.

The Ratty Play of Professionals in Batting. The Batting Records of 1895.

Of all classes of professional exemplars of field games there is not a single class which indulges so much in bad habits of play in their game, or who are so accustomed to walk in old *ruts* in their method of field work, as professional base ball players. This fact is especially noticeable in the batting department of the national game. When once a professional ball player gets into a bad habit of standing at the bat, for instance, or of holding his bat in readiness to strike, he almost invariably continues to walk in the self-same rut he is so familiar with; and all the lessons of experience will not get him out of it, no matter how often it may teach him the folly of his habit, or how much it weakens his play. Another matter connected with the ratty class of professional players in this respect is the difficulty of getting such players to study up any special theory applicable to improvement in strategic skill in the game. This class of player learns his method of work in the box, at the bat and in fielding or base running almost entirely from the Toms, Dicks or Harrys of his class, whom he may regard as good models to copy from. Not a line of information on any special point of play in the game does he learn from any theoretical work on the science of base ball. One obstacle to a ratty player's deriving any benefit from the study of standard works of the game is the ineffable conceit of the great majority of the professional class. They, as a rule, know too much, in their own opinion, to be taught points of play in the game, either by experienced writers of books on the science of the game or by the most intelligent and competent of the base ball scribes of the period. It is in this way that so many old and faulty habits of play are still indulged in—and that, too, by so-called “star players”—and that the old *ruts* of the game still continue to be walked in, especially by the “old boys.”

Let us illustrate some points of play, by way of giving force to our argument. For instance, there is no plainer rule known to scientific batting in base ball than that technically termed “*facing for position*,” a point of play which is the fundamental rule governing the “*place hit*” in batting, which hit is the very acme of scientific play at the bat. And yet how small a minority of batsmen in the professional class are there who have the brains to appreciate the value of this strong point of play. Watch the batsmen of any team in the National League

arena this season, and note how few of them there are who ever attempt to "face for position" in batting when preparing to bat against the pitching of the opposing team. Even the captains of teams, in many instances, are too ruddy in their ways to take advantage of this point, or cannot make their batsmen improve their play at the bat by adopting the rule.

Just watch even a first-class match game, and observe how the failure to "*face for position*" works against the team whose batsmen fail to play the important point. A runner is on first base, we'll say, when the batsman takes his position to bat. The point at play for him to make is to devote his best efforts to forwarding the runner around the bases—the fundamental rule of "team-work at the bat." To do this effectually against first-class pitching, requires the greatest skill in the *art* of batting; and especially is it necessary, under such circumstances, for the batsman to avail himself of "*place hitting*." To accomplish this latter point the batsmen must first "face for position," that is, he must stand in his batting "box" in such a manner as to insure his hitting the ball to right field, and this he does by facing the first baseman, rather than the second baseman, while awaiting the ball from the pitcher, a play which five times out of six brings about a right field hit; in which case, if he fails to tap the ball safely over the first or second baseman's head at right short, he will, at least, insure a sacrifice hit, admitting of the base runners gaining a base. On the other hand, if the batsman faces for left field, he finds the third baseman, short fielder and also the second baseman ready to cut off a grounder, or to run out for a high ball to short outfield, the result being a force-out play at second, if not a double play. Of course this point is never thought of by the ruddy class of slugging batsmen, who think of nothing else when they go to the bat but that of gaining the applause of the "groundlings" by the novice's hit to the outfield for a "homer," one of the least difficult hits known to batting in base ball, as it needs only muscle and not brains to make it.

This short chapter refers only to one of the many points of scientific batting, practically unknown to the ruddy class of professional ball tossers.

The Batting of 1895. The True Art of Batting.

The season of 1895 saw quite an improvement manifested in the best managed teams of the National League in the way of team-work in batting. There was, of course, considerable of the old slugging style of batting indulged in, it being very difficult to get ball players out of the old ruts in their methods of play, especially at the bat; but still there was a great deal of

good batting done in the direction of what is technically known as "team-work" at the bat, that is, the handling of the bat, not simply to benefit a player's record, but to advance the interest of his side in batting, even at the cost of his individual record. It is one thing to take the bat in hand to make a large score of extra base hits, regardless of the position of runners being on the bases or not, and it is quite another thing to go to the bat with the sole object in view of advancing runners around the bases. The one is "*record batting*," the other is "*team-work at the bat*." There is little, if any, skill required in what is known as "slugging" in batting; a quick eye and muscular shoulders and arms in using a heavy bat is all that is needed. But the art of handling the bat scientifically is difficult of attainment when facing the swiftly thrown balls from the pitcher's position, which now characterizes the pitching in base ball. "Slugging"—viz., trying to bat the ball over the heads of the outfielders for a home run—requires no head-work or skill in its accomplishment; a muscular fellow, with a quick eye, who is a mere novice in the art of the game, can readily accomplish it. But when it is required to *place a ball* for a single hit, so as to forward a runner on the bases, then the art of batting, the science of hitting, comes into play.

Scientific batting is shown by tapping a swiftly pitched ball just over the heads of the infielders and out of the reach of the outfielders, so as to insure at least a single base on the hit, if not two, and certainly to insure the forwarding of a runner on the bases towards home. Real skill in batting is also shown by the "bunting" of the ball, so as to cause it to drop to the ground almost dead and so close to the home base as to prevent either the catcher or pitcher from fielding it in time, thereby insuring the batsman his base before the ball can be handled quick enough to throw him out there. Then again, it is shown by the skilful sacrifice hit, which is the result of the batsman's effort to hit the ball in such a direction that if it fails to be a base hit it will at least forward the runner a base, by forcing the fielder to throw the batsman out at first base. All these features of team-work at the bat not only yield attractive plays in batting, but they afford the fielders ample opportunities to display their best abilities in their several positions. On the other hand the slugging method of batting deprives the fielders of all chances for good fielding, besides which it obliges the batsman to over-fatigue himself by a 120-yard sprint in running. The one is characteristic of the play of the modern expert in the art of the game, the other that of the old-time amateur novices. Of all wearisome exhibitions of ball playing deliver us from that marked by half a dozen and more of home

runs in a game. Those who remember the old lively ball games of the '60s, when runs were made by the hundred in a single game, can testify to the wearying character of such a contest. And yet there are people who imagine that slugging for home runs is the *ne plus ultra* of batting. One great drawback to the improvement in batting, such as shown in the fielding department for years past, is the lack of any systematic method in practice at the bat. In this respect everything is sacrificed to giving the fielders practice, leaving the batsmen to take care of themselves as best they can, and, moreover, the batting is that of "fungoes," the worst practice possible.

Sacrifice Hitting.

The point of play in team-work at the bat, known as "sacrifice hit," has not hitherto been properly understood or appreciated. No batsman should go to the bat purposely to make a sacrifice hit. That is not the point for him to aim at, though it should be one of the objects he has in view. The true intent of a sacrifice hit is reached when the batsman goes to the bat intending to try and place the ball for a base hit, but in such a way as to insure a sacrifice hit if he fails to hit the ball safely for a base hit. When no runner has been put out and a runner is on first base a sacrifice hit is useful. Under the same circumstances when two runners are on bases and such a hit is made it is still more advantageous, but when a runner is on third base, with no player out, or only one, a sacrifice hit is as effective in bringing in a run as a base hit and it is runs which win games.

Of course, the model hit in batting is a *placed* ball, the next best hit being an ordinary base hit when a runner is on first base; next comes a *sacrifice* hit when a runner is on third base. No sacrifice hit is, of course, possible unless runners are on the bases, or at least one is; and no such hit can be made after two men are out. A sacrifice hit cannot be justly recorded when the batsman is thrown out at first base by an error of judgment on the part of the infielder in throwing to the wrong base; nor, of course, when the runner from home base reaches first base by a palpable fielding error. When a runner is on third base and no player is out, or only one player out, and a high ball is hit to deep left field, which gives the outfielder a chance for an easy catch, the batsman in such case should get some credit for a sacrifice hit if the runner gets home after the catch without his being thrown out at home base. But such sacrifice hits are not always credited.

Runs Earned Off the Pitching.

Two questions naturally occur to the reader in perusing the scoring rules of the national code of the game, and these are: "What constitutes an *earned* run?" and "What is the *object* of the earned run record?" The answer, in brief, to the former question is, that an earned run is a run scored without the assistance of fielding or "battery" errors; and to the second query, that the object of the record of earned runs is to afford a reliable criterion of the pitcher's ability in his "box" work. This latter record can only aid the required object in view when the data for earned runs is correct; and this only occurs when earned runs are based on the data of base hits scored off the pitching, and of those alone, and not through the errors of judgment, or of actual play, in allowing runs to be scored through stolen bases.

There is a marked difference between runs earned off the pitching solely and those earned off the pitching and fielding combined, and the rule governing earned runs should be so worded as to confine them to those earned off the pitching alone. For instance, suppose the first batsman in an inning leads off with a safe hit for a single base, and he then steals second and third bases, and is sent home by a long fly ball to the outfield, which, though being caught, enables the runner to get home on the hit. Under the existing scoring rules this is recorded as an earned run, though it has plainly enough not been earned off the pitching alone.

We established the record of earned runs over twenty years ago, and solely for the purpose of having a record from which to judge the ability of the pitcher; and in order to do this we recorded runs as earned which were scored solely by means of base hits, and not runs earned by means of base-stealing and errors of judgment in fielding.

There is another point bearing upon the record of runs legitimately earned off the pitching, and that is runs scored by base hits which are made before the fielders have been afforded three chances for outs off the pitching. If the pitcher delivers three balls to the bat, which successively afford three plain chances to put the side out, and the fielders fail to accept such chances, and then base hits are made off his pitching, no runs can justly be charged to him as earned off his pitching, no matter if home runs are afterwards made; yet the existing code charges him with earned runs if such runs are made chiefly by base-running, unaided by but a single hit or a sacrifice. This is unjust to the pitcher, as the fault lies with the catcher's inability to throw well to base, or to the base-player who fails to properly accept chances to put the runners out.

Batting Records of 1895.

The appended table presents a series of interesting figures illustrating the work done in batting by the twelve League clubs in 1895:

CLUBS.	Double game Victories.	Three straight Victories.	Four straight Victories.	Shut-outs won.	Shut-outs lost	Won by one run.	Lost by one run.	Single figure games.	Double figure games.	Extra innings Won.	Extra innings Lost.	Home Victories.	Victories Abroad.
Baltimore	5	5	3	10	2	14	13	82	47	3	1	54	33
Cleveland....	7	10	2	6	3	22	10	90	40	3	0	49	35
Philadelphia..	6	5	1	2	1	18	17	73	58	3	3	51	27
Chicago.....	4	4	1	3	4	16	12	87	43	3	3	41	31
Brooklyn.....	2	5	0	3	3	15	10	78	53	3	2	43	28
Boston.....	3	11	0	3	1	10	15	80	51	1	4	45	26
Pittsburg....	2	7	0	3	6	18	8	88	44	4	5	44	27
Cincinnati....	2	4	1	2	6	17	16	73	57	2	4	41	25
New York....	1	4	0	6	2	15	15	88	43	2	3	40	26
Washington..	1	1	0	1	6	7	20	76	52	2	3	31	12
St. Louis.....	1	3	0	1	7	10	20	80	57	1	4	25	14
Louisville....	1	3	0	3	4	8	16	80	51	1	2	20	15

From the above table it will be seen that one of the most notable batting records of the past season was accomplished by the Cleveland team when, on July 16 and 17, at Cleveland, they made the following record:

Date.	Contesting Clubs.	City.	Pitchers.	Score.
July 16	Cleveland vs. Baltimore....	Cleveland..	Knell....Hemming	6-3
" 16	Cleveland vs. Baltimore....	Cleveland..	Young.....Esper	1-0
" 17	Cleveland vs. Baltimore....	Cleveland..	Wilson.A. Clarkson	13-0
" 17	Cleveland vs. Baltimore....	Cleveland..	Cuppy.....Pond†	6-3

† Seven innings.

The Western champions, too, similarly defeated the Washington team at Cleveland in "four straight," as follows:

July 22	Cleveland vs. Washington..	Cleveland..	Young..Stocksdale	9-8
" 23	Cleveland vs. Washington..	Cleveland..	Wallace..Anderson*	6-3
" 23	Cleveland vs. Washington..	Cleveland..	Wilson.....Mercer‡	12-8
" 24	Cleveland vs. Washington..	Cleveland..	Knell.....Mercer‡	8-7

* Six innings.

‡ Eight innings.

|| Eleven innings.

The League champions also accomplished the batting feat of winning four consecutive games, technically known as "four straight," no less than three times, as will be seen by the appended records:

Date.	Contesting Clubs.	City.	Pitchers.	Score.
May 28	Baltimore vs. Louisville....	Baltimore...	Hoffer.....Inks	12-5
" 30	Baltimore vs. Louisville....	Baltimore...	Hemming.....Knell	18-11
" 30	Baltimore vs. Louisville....	Baltimore...	Kiss'nger.M'Derm't	8-4
" 31	Baltimore vs. Louisville....	Baltimore...	Hoffer.....Inks	16-6

Aug. 13	Baltimore vs. Boston.....	Baltimore...	Hemming...Stivetts	8-3
" 13	Baltimore vs. Boston.....	Baltimore...	McMahon...Dolan	13-4
" 14	Baltimore vs. Boston.....	Baltimore...	Hoffer.....Stivetts	9-2
" 15	Baltimore vs. Boston.....	Baltimore...	A.Cl'rks'n.Sullivan†	11-10

† Fifteen innings.

Aug. 28	Baltimore vs. Pittsburg....	Baltimore...	Forfeited by absence	9-0
" 28	Baltimore vs. Pittsburg....	Baltimore...	Hoffer..J. Foreman	11-5
" 30	Baltimore vs. Pittsburg....	Baltimore...	Esper.....Hawley	8-1
" 30	Baltimore vs. Pittsburg....	Baltimore...	McMahon...Moran	10-0

The Philadelphias also won "four straight" once, as did the Chicagos and Cincinnati, as follows:

Sept. 7	Philadelphia vs. Louisville..	Philadelphia	Orth...Cunningham	9-2
" 7	Philadelphia vs. Louisville..	Philadelphia	Lucid...McDermott	13-5
" 9	Philadelphia vs. Louisville..	Philadelphia	Taylor....Weyhing	13-4
" 10	Philadelphia vs. Louisville..	Philadelphia	Orth....McFarland	11-5

Sept. 13	Chicago vs. Louisville.....	Louisville...	Parker....Weyhing	15-3
" 14	Chicago vs. Louisville.....	Louisville...	M'Farl'd M'D'r'ott†	14-5
" 15	Chicago vs. Louisville.....	Louisville...	Friend.Cunningham	11-5
" 15	Chicago vs. Louisville.....	Louisville...	Parker.McFarland*	5-4

* Five innings. † Seven innings.

May 16	Cincinnati vs. Washington..	Cincinnati...	Rhines..Mullarkey	9-6
" 17	Cincinnati vs. Washington..	Cincinnati...	Phillips.....Mercer	15-6
" 18	Cincinnati vs. Washington..	Cincinnati...	Dwyer..Stocksdale	9-4
" 19	Cincinnati vs. Washington..	Cincinnati...	Rhines.....Maul	4-3

The Baltmores came near having a "four straight" series in September, when they won on the 23d against the Phillies at Baltimore, tied on the 24th and won on the 25th and 26th. In "three straight" series Cleveland won no less than 10 such series besides 7 distinct doubles—the best record of the kind in the annals of the League; the Phillies being

second with 5 triples and 6 doubles and the Baltimores with 5 each. Boston led in the most triple series, Pittsburg getting 7 such series and Brooklyn 5.

It will be seen that Baltimore led in shutting out opponents, New York being second and Cleveland third. Pittsburg, Cincinnati and Washington were the least successful in "shut outs," as each lost 6 games in that way. Cleveland had a fine record of games won and lost by a single run, viz., 22 to 10, this showing good rallying work at the finish. The Cleverlands also led in total single figure games and in fewest double figure games, these figures also showing superior play. In playing the most extra inning games the Phillies bore off the palm, this class of contests being very exciting and most attractive. Cleveland excelled all the clubs in winning the most games on opposing club grounds, Baltimore being second and Chicago third, Washington failing badly when not at home.

Batting Averages.

The scoring rules of 1895 admitted, as of old, of but one kind of data in the way of batting averages, viz., that of percentage of base hits to times at the bat, an entirely unreliable criterion on which to base batting skill and one calculated only to encourage mere record batting, as it favors the kind of hitting which is not "batting for the side" only. The only true test of effective batting is that which yields the highest percentage of *runners forwarded by base hits*. A "slugging" batsman may have a credit of three three-baggers in a game and yet not forward a single runner by such hits, and another batsman may forward three runners by a single base hit and two sacrifice hits, and under the scoring rules of 1895 the one who did not forward a single runner by his three three-baggers would be credited with three single base hits and nine total, while the one who made but a single hit and who forwarded three runners would not have the slightest credit in the score for his fine play at the bat in playing for the side. Such was the injustice done team-workers at the bat by the scoring rules of 1895, not to mention the premium offered by the rules for mere record batting.

A Triple Record.

Here is a table showing the base hit batting averages of each club for 1895, together with the total sacrifice hits and total times struck out by the batsman of the twelve clubs:

CLUBS.	Batting Average.	CLUBS.	Sacrifice Hits.	CLUBS.	Times Struck Out.
Philadelphia.....	.326	Baltimore.....	193	Boston.....	233
Baltimore.....	.317	Philadelphia.....	127	Baltimore.....	243
Cleveland.....	.309	Pittsburg.....	107	Philadelphia.....	261
Chicago.....	.298	Cleveland.....	99	St. Louis.....	277
Brooklyn.....	.297	Boston.....	94	Pittsburg.....	283
Cincinnati.....	.296	Chicago.....	80	New York.....	292
Boston.....	.290	Washington.....	68	Brooklyn.....	297
Pittsburg.....	.284	St. Louis.....	63	Louisville.....	319
New York.....	.279	Cincinnati.....	57	Cincinnati.....	330
St. Louis.....	.279	Louisville.....	56	Chicago.....	339
Washington.....	.278	New York.....	49	Cleveland.....	369
Louisville.....	.275	Brooklyn.....	48	Washington.....	403

It will be seen that while the Phillies lead in base hit averages—without regard to forwarding runners by such hits—the champions lead in sacrifice hits and the Bostons in fewest strike-outs.

Record of Runs Scored.

The appended table shows how each club stood in the record of total runs scored during the season of 1895:

CLUBS.	Runs.	CLUBS.	Runs.	CLUBS.	Runs
Philadelphia.....	1062	Cleveland.....	901	Chicago.....	837
Baltimore.....	1009	Brooklyn.....	890	Pittsburg.....	824
Boston.....	910	New York.....	853	St. Louis.....	753
Cincinnati.....	903	Washington.....	842	Louisville.....	699

It will be seen that the Phillies lead in total runs scored while the champions are second and the Cleverlands fifth. But it is a noteworthy fact that the Baltimores' opponents scored a total of but 647 runs and Cleverlands' but 724, while the opponents of the Phillies scored no less than 952 runs, and the opponents of the Louisvilles 1,089 runs.

The record of runs scored is really a more important one in the list of averages than that of base hits made, especially in view of the fact that base hits, under the existing code, may be made without forwarding a runner or bringing a run in. It is runs which win games and every effort of the batsmen should be made to forwarding runners by his hits and sending runners home, without which his batting is comparatively useless.

The Sacrifice Hit Record.

But little was done in the way of telling sacrifice hits by the League batsmen in 1895; in fact, the large majority of the batsmen were so intent upon mere record batting in their endeavor to advance their base hit averages—regardless of batting so as to forward runners and to send in runs by their hits—that sacrifice hitting was greatly neglected. Jennings of the Baltimores, excelled all others in total sacrifice hits, Genins of Pittsburg being second, and Long of Boston third, with Keeler a good fourth; all the rest, out of a list of thirty, ranging from 19 to 10 only in total sacrifice hits. Of those who failed to make a single sacrifice hit there were Pitchers Gumbert, Weyhing, Hutchison, McDermott, Meekin, Boyd, Luby, Clarke and Rusie. The record of those who led in sacrifice hits, from 28 down to 10 for the season, is as follows:

Batsmen.	Clubs.	Games.	Sacrifice hits.	Per cent of base hits.	Batsmen.	Clubs.	Games.	Sacrifice hits.	Per cent of base hits.
Jennings	Baltimore...	131	28	.386	Ely.....	St. Louis ...	118	13	.260
Genins.....	Pittsburg...	64	23	.253	Bierbaur....	Pittsburg...	119	13	.255
Long.....	Boston.....	124	21	.319	Anson.....	Chicago....	122	13	.338
Keeler.....	Baltimore...	131	21	.394	Blake.....	Cleveland..	83	12	.280
Boyle.....	Philadelphia	133	20	.254	O'Connor....	Cleveland..	88	12	.293
Beckley....	Pittsburg...	131	19	.324	Carsey.....	Philadelphia	39	11	.281
O'Brien....	Louisville..	128	18	.262	Reilly.....	Philadelphia	44	11	.267
Corcoran...	Brooklyn...	128	17	.277	Carey.....	Baltimore..	123	11	.271
Lowe.....	Boston.....	90	16	.301	Tucker.....	Boston.....	126	11	.254
Crooks.....	Washington.	118	16	.291	McKean....	Cleveland..	132	11	.344
Cross.....	Philadelphia	124	16	.277	Nash.....	Boston.....	133	11	.296
Quinn.....	St. Louis ...	134	16	.309	Sullivan....	Philadelphia	91	10	.340
McCarthy...	Boston.....	116	15	.291	Wilmot.....	Chicago....	108	10	.299
Hallman....	Philadelphia	124	15	.315	Clingman...	Pittsburg...	108	10	.261
McGarr....	Cleveland...	112	14	.270	T. Daly.....	Brooklyn...	122	10	.289

The Record of Strike-outs.

One of the weakest phases of batting is shown in the record of total strike-outs by each batsman during the season. Of course, the striking out may be due largely to the skill of the opposing pitcher as well as to inability of the batsman to judge the thrown ball properly; but, as a rule, it is more the weakness in facing the pitching, than it is the skill of the pitcher, that strike-outs result from the batting.

Here is a record of the batsmen who struck out from 4 to 50 times, and who played in 60 games and over, during the season of 1895:

BATSMEN.	CLUBS.	Games.	Times Struck Out.	BATSMEN.	CLUBS.	Games.	Times Struck Out.
Lange.....	Chicago.....	123	4	Clark.....	Louisville....	131	23
Keeler.....	Baltimore....	131	6	Kelley.....	Baltimore....	131	24
Hay.....	Cincinnati...	117	6	Childs.....	Cleveland....	120	24
Cross.....	Philadelphia	125	7	Griffin.....	Brooklyn....	131	25
Quinn.....	St. Louis....	135	9	Selbach.....	Washington..	130	25
McGraw.....	Baltimore....	93	9	Smith.....	Pittsburg....	125	26
Long.....	Boston.....	125	10	Hamilton...	Philadelphia..	123	27
Brodie.....	Baltimore....	131	11	McPhee.....	Cincinnati...	115	28
Miller.....	St. Louis....	122	11	Bannon.....	Boston.....	124	29
McCarthy...	Boston.....	117	11	Miller.....	Cincinnati...	132	30
Jennings...	Baltimore....	131	13	Van Haltren..	New York...	131	31
Thompson...	Philadelphia	119	13	Delehanty...	Philadelphia..	116	31
G. Davis...	New York...	112	14	McGarr.....	Cleveland....	114	31
Duffy.....	Boston.....	131	16	Stafford.....	New York...	124	32
Donovan...	Pittsburg....	126	16	Burkett.....	Cleveland....	132	33
Wilmot.....	Chicago.....	108	16	McAleer.....	Cleveland....	132	34
Ewing.....	Cincinnati...	105	16	Cross.....	Pittsburg....	108	38
Low.....	Boston.....	100	16	Cartwright...	Washington..	122	39
Ely.....	St. Louis....	118	17	Everett.....	Chicago...	133	39
Hogriever...	Cincinnati...	68	17	Abbey.....	Washington..	133	39
Tiernan.....	New York...	120	18	Crooks.....	Washington..	119	40
Latham.....	Cincinnati...	112	19	LaChance....	Brooklyn....	128	43
Gleason.....	Baltimore....	110	20	Brown.....	St. L.-Wash..	128	47
Stenzel.....	Pittsburg....	130	21	Dahlen.....	Chicago.....	129	50
Burke.....	N.Y.-Cinc'ta	94	22	Daly.....	Brooklyn....	121	53
Cooley.....	St. Louis....	133	23				

The club record of strike-outs for 1895 is as follows:

CLUBS.	Games.	Strike Outs.	CLUBS.	Games.	Strike Outs.
Boston.....	131	233	Brooklyn.....	131	297
Baltimore....	130	243	Louisville....	131	319
Philadelphia..	131	261	Cincinnati...	130	330
St. Louis....	131	277	Chicago.....	130	339
Pittsburg....	131	283	Cleveland....	130	369
New York....	131	292	Washington..	128	463

The Three Leaders of Each Club of 1895.

The three leading batsmen of each of the clubs in 1895, in the figures of percentage of base hits to times at the bat, were as follows. Only those players who took part in 70 games are included, that being a little over half the games played by the clubs during the season. The clubs' names are given in the order of their pennant record.

BATSMEN.	CLUBS.	Games.	Per cent. of Base Hits.	BATSMEN.	CLUBS.	Games.	Per cent. of Base Hits.
Keeler.....	Baltimore...	131	.394	Stenzel.....	Pittsburg....	131	.384
Jennings....	Baltimore...	131	.386	Beckley.....	Pittsburg....	131	.324
McGraw.....	Baltimore...	93	.374	Donovan....	Pittsburg....	126	.316
Burkett.....	Cleveland....	132	.423	Miller.....	Cincinnati...	132	.329
McKean.....	Cleveland....	132	.344	Ewing.....	Cincinnati...	103	.316
Zimmer.....	Cleveland...	83	.336	Latham.....	Cincinnati...	110	.310
Delchanty...	Philadelphia	116	.399	Tiernan.....	New York....	119	.354
Thompson...	Philadelphia	118	.394	Van Haltren..	New York....	131	.338
Hamilton....	Philadelphia	121	.393	Geo. Davis...	New York....	110	.330
Lange.....	Chicago.....	122	.388	McGuire....	Washington..	133	.330
Everett.....	Chicago.....	133	.356	Cartwright..	Washington..	121	.327
Anson.....	Chicago.....	122	.338	Selbach.....	Washington..	129	.324
Griffin.....	Brooklyn....	132	.335	Cooley.....	St. Louis....	132	.340
LaChance....	Brooklyn....	128	.320	Connor.....	St. Louis....	104	.326
Anderson....	Brooklyn....	103	.296	Dowd.....	St. Louis....	127	.325
Duffy.....	Boston.....	131	.352	Clarke.....	Louisville...	132	.354
Bannon.....	Boston.....	121	.339	O'Brien.....	Louisville...	128	.262
Long.....	Boston.....	124	.319	Shugart.....	Louisville...	112	.256

These figures show no special point of excellence except in the average of base hits made; but they are the best the rules admit of in the absence of figures showing the percentage of runners forwarded by base hits, the only true criterion of excellence in batting there is.

What the batting record of each player should show in such a record is as follows:

BATSMEN	CLUBS.	Games.	Per cent. of Runners forwarded by Base Hits.	Per cent. of Base Hits.	Sacrifice Hits.	Times Struck Out.	Times Bases on Balls	Runs Scored.	Stolen Bases.	Fielding Average.	Position.
Keeler.....	Baltimore....	131	The scoring rules admit of no data for this record.	.394	21	6	38	161	57	.957	R.F.
Burkett.....	Cleveland....	132		.433	7	33	72	152	47	.893	L.F.
Hamilton....	Philadelphia..	121		.393	9	27	96	165	95	.917	C.F.
Duffy.....	Boston.....	131		.352	16	9	6	112	42	.946	C.F.
Lange.....	Chicago.....	122		.388	9	4	49	121	79	.919	C.F.
Stenzel.....	Pittsburg....	131		.384	6	21	56	115	53	.912	C.F.
Clarke.....	Louisville....	132		.354	3	23	26	94	36	.899	L.F.
Tiernan.....	New York....	119		.354	5	18	66	128	36	.943	R.F.
Cooley.....	St. Louis....	132		.340	2	23	36	108	31	.915	L.F.
Miller.....	Cincinnati...	132		.329	7	31	50	92	35	.928	R.F.
Griffin.....	Brooklyn....	132		.339	9	25	89	137	27	.972	C.F.
McGuire....	Washington..	133		.330	5	12	38	90	20	.906	C.

It is a singular fact that but one player of the twelve clubs is in an infield position, Catcher McGuire being the exception.

All the others are outfielders. We regard Keeler as the most effective batsman in the League, judging by his average figures of 1895. He is first in sacrifice hits and almost the first in fewest times struck out. Only one player leads Keeler in runs scored and only one in percentage of base hits. He is third in stolen bases and second in fielding average, he leading in out-field play; besides which he is a good waiter for called balls. The strike-out records pull down nearly all of his rivals, Lange of Chicago alone leading him in this respect, Duffy of Boston being a good third. Burkett's 33 times struck out to Keeler's 6 times tells greatly in the latter's favor, and Burkett's fielding does not equal Keeler's, nor does his record of runs scored or that of stolen bases.

It is really about time that the Committee of Rules amend the scoring rules of the League code so as to give club scorers the means of recording data each season which will provide figures for batting and pitching averages which will afford a true criterion of a batsman's and pitcher's skill in their relative positions. Year after year has the same old and inaccurate batting formula been adopted by the committee, though experience has plainly pointed out that the batting rules simply offer a premium for record batting and give not the least credit to the team-worker at the bat. Until a clause in the scoring rules is adopted by the League magnates, in committee of the whole at the spring meeting, which shall give the team-worker at the bat due credit for runners forwarded by base-hits, in the place of the premium of record-batting now given in the form of the base hit and total base averages, we may look in vain for improved batting. Data of runs earned off the pitching, base hits, only, too, is also a necessary amendment to the rules in the place of the existing rule—so unjust to a pitcher—which place runs earned from stolen bases and the errors base-stealing lead to, as the sole criterion of pitching excellence.

BASE RUNNING STATISTICS.

The Records of 1895—The League's Four Years' Record from 1892 to 1895 Inclusive.

Next to fine fielding the most attractive feature of our game is that of skilful base-running. Base-running is an art and it requires more brains to excel in it than any other department of the game, except, perhaps, that of the "battery" work. Not one out of every twenty players is competent to excel in base-running. Of the hundreds of players who have played in League teams since 1892 there are but six who have averaged 50 stolen bases to a season, viz., Hamilton, Tom Brown, Latham, Ward, Duffy and McGraw. We have made up a record of the most successful base-stealers of the twelve League clubs who have a record of total stolen bases for at least three seasons, the list including those only who have played in at least 15 games each year and whose total record for at least three years is not lower than a total of 50 stolen bases for the period of his record. Here is the record in question:

A THREE-YEARS' RECORD.

BASE RUNNERS	Number of Seasons.	Total Stolen Bases.	BASE RUNNERS	Number of Seasons.	Total Stolen Bases.	BASE RUNNERS	Number of Seasons.	Total Stolen Bases.
Hamilton.....	4	291	Van Haltren...	4	167	Nash.....	4	102
T. Brown.....	4	264	Brodie.....	4	166	Thompson....	4	101
Latham.....	4	231	T. Daly.....	4	164	Quinn.....	4	97
Ward.....	3	207	Ewing.....	4	159	Pfeffer.....	3	96
Duffy.....	4	202	Long.....	4	156	Keeler.....	3	94
McGraw.....	4	200	Delehanty....	4	144	Shindle.....	4	92
Lange.....	3	199	Tiernan.....	4	137	Glasscock....	4	91
Donovan.....	4	195	Fuller.....	4	137	Joyce.....	3	89
Dahlen.....	3	192	McPhee.....	4	133	Crooks.....	3	88
Hoy.....	4	191	Dowd.....	3	128	Beckley.....	4	88
Burke.....	4	189	Stenzel.....	3	120	Canavan.....	3	84
Griffin.....	4	186	G. Smith.....	4	123	Bannon.....	3	82
Wilmot.....	4	185	E. Smith.....	4	121	McKean.....	4	82
Dowd.....	4	176	Corcoran....	4	121	Taylor.....	4	60
McCarthy.....	4	172	McAleer.....	4	120	Weaver.....	3	54
G. Davis.....	4	172	Holliday.....	4	109	Cooley.....	3	50
Doyle.....	4	172	Radford.....	3	107			

It will be seen that there are but 30 players who average over 25 stolen bases to a season and only 6 who average 50 and over. In fact, an average of a single stolen base to a game is exceptional, and shows the runner to be an expert in base stealing.

Excellence in base-running has become one of the most necessary adjuncts to the winning of pennants. It is questionable if, in the annals of the League, there has ever been such good work done in base-stealing as by the Boston team of 1893. That it was the strongest element of their success in winning the championship that year goes without saying. That most scientific of professional ball players, John M. Ward, in commenting on the Bostons' team-work in this respect in 1893, said:

"I have never, in my twelve years' experience on the diamond, seen such skilful playing. The Boston players use more head-work and private signals than any other team in the country, and that alone is the reason why they can win the championship with such apparent ease. McCarthy is the chief schemer. He is the man who has introduced this new style of play into the team and he has been ably assisted by Nash, Duffy, Long, Lowe and Carroll. These men have the utmost confidence in one another's ability to carry out instructions, and they work together as one man. 'Team-work in the field' used to be a prime factor in a pennant-winning team, but now 'team-work at the bat' is the latest wrinkle and the Bostons have it down fine.

"One thing that has facilitated their innovation is an ability to *bat scientifically* and run bases more swiftly than players of other teams. But to this ability must be added head-work, a complete system of signals and confidence in themselves and one another. I have made a careful study of the play of this team, and I find that they have won a great many games by scoring nearly twice as many runs as they made hits."

The Bostons led all the League clubs in 1893 in both base-stealing and run-getting, their total runs scored exceeding 1,000, while the tail-end club barely scored 700. Ward, in his description of the details of points played by the Bostons in 1893, in their combination that year of team-work at the bat with skilful base-running, said:

"Say, for instance, that they have a man on first and nobody out. Under the old style of play a sacrifice would be the proper thing. Then the man on first would reach second while the batsman was put out. The Bostons, however, work this

scheme: The man on first makes a bluff attempt to steal second, but runs back to first. By this it becomes known whether the second baseman or the short stop is going to cover second for the throw from the catcher. Then the batsman gets a signal from the man on first that he is going to steal on a certain pitched ball. The moment he starts for second the batsman just pushes the ball for the place occupied only a moment before by the infielder who has gone to cover second base. That is, if the second baseman covers the bag the batter pushes the ball slowly to right field; if it is the short stop, the ball is pushed to left field. Of course, it takes a skilful batter to do this, but they have such hitters on the Boston nine. Now, when that ball is pushed to the outfield, the man who has already started to steal second just keeps right on to third, while the batsman is safe at first. Then the trick is tried over again, and in most cases successfully. The man on first makes another bluff to steal, and when the batsman learns who is to cover second base, he pushes the ball out again, the man on third scoring, the man on first reaching third, and the batsman gaining first."

The Bostons did not equal their play of 1893, in this important respect, in 1894, and hence their defeat that year after winning the pennant three times in succession. And they played with still less effect in team-work in 1895, and therefore had to be content with sixth place in the race.

The Stolen Base Record of 1895.

Not a base-runner in the League averaged one stolen base to a game in 1895, the utter failure of the umpires to enforce the balk rule according to the strict letter of the law, being quite a drawback to successful base-running. Taking the rank of runners according to the totals of bases run in 1895, only 10 reached a total of 50 stolen bases and over, Hamilton of the Phillies leading with 95, and Hoy of Cincinnati being the tenth, with 50. There were nine runners who stole from 40 to 47 bases, twenty-three who stole from 30 to 39 bases and sixteen who stole from 20 to 28 bases. Only six managed to steal one base and those who failed to steal a single base were Gumbert, Weyhing, Hutchison, McDermott, Clarkson, Esper, Rhines, J. Foreman, Anderson, Hemming, McGill, and Stuart of Pittsburg, the others all being pitchers. Here is the record of stolen bases, with the names of the base stealers given in the order of total stolen bases:

BATSMEN.	CLUBS.	Games.	Stolen Bases.	Per cent. of Base Hits.	BATSMEN.	CLUBS.	Games.	Stolen Bases.	Per cent. of Base Hits.
Hamilton...	Philadelphia	121	95	.393	Dowd	St. Louis...	127	35	.325
Lange.....	Chicago ...	122	79	.388	Miller.....	Cincinnati..	132	35	.329
McGraw....	Baltimore...	93	69	.374	Ewing.....	Cincinnati..	103	34	.316
Jennings...	Baltimore...	131	60	.386	Joyce.....	Washington.	128	34	.308
Kelley.....	Baltimore...	131	59	.370	Doyle.....	New York ..	78	33	.316
Keeler.....	Baltimore...	131	57	.394	Bannon....	Boston.....	121	33	.339
Cartwright.	Washington.	121	53	.327	T. Daly....	Brooklyn...	122	33	.289
Stenzel....	Pittsburg...	131	53	.384	Wilmot....	Chicago....	108	31	.299
Everett....	Chicago ...	133	51	.356	Brown.....	Lou'v.-St.L.	118	31	.226
Hoy	Cincinnati..	107	50	.274	VanHaltren	New York ..	131	31	.338
Burkett ...	Cleveland...	132	47	.423	Cooley....	St. Louis...	132	31	.340
Delehanty .	Philadelphia	116	46	.399	Selbach....	Washington.	129	30	.324
G. Davis...	New York..	110	45	.330	Abbey	Washington.	133	30	.275
Latham....	Cincinnati .	110	45	.310	McGarr....	Cleveland...	112	28	.270
Cross	Pittsburg...	108	45	.255	McPhee....	Cincinnati..	114	28	.295
LaChance..	Brooklyn ...	128	44	.320	Griffin	Brooklyn ...	132	27	.335
Dahlen.....	Chicago.....	131	44	.273	Gleason...	Baltimore...	107	26	.323
Duffy.....	Boston .	131	42	.352	Shindle ...	Brooklyn...	118	26	.278
Hogriever..	Cincinnati..	67	40	.278	Childs	Cleveland...	120	26	.312
McAleer...	Cleveland...	132	39	.291	Anderson...	Brooklyn...	103	25	.296
Stafford...	New York..	123	37	.293	Quinn	St. Louis...	134	25	.309
Burke.....	N.Y.-Cinc..	95	36	.269	McCarthy..	Boston.....	116	24	.291
Tiernan...	New York...	119	36	.354	Thompson .	Philadelphia	118	24	.394
Long.....	Boston.....	124	36	.319	Ely	St. Louis...	118	23	.260
Donovan...	Pittsburg...	126	36	.316	Corcoran...	Brooklyn...	128	23	.277
Brodie.....	Baltimore...	130	36	.365	Bannon ...	New York ...	37	22	.266
Clarke.....	Louisville..	132	36	.354	Lowe	Boston.....	90	21	.301
Crooks.....	Washington.	118	35	.291	Nash	Boston.....	133	21	.296
Smith.....	Pittsburg ...	124	35	.296	McGuire...	Washington.	133	20	.330

The record of stolen bases by each club is appended, the clubs being named in the order of total bases stolen:

CLUB RECORD OF STOLEN BASES.

CLUBS.	Stolen Bases.	CLUBS.	Stolen Bases.	CLUBS.	Stolen Bases.
Baltimore	294	Pittsburg.....	233	Boston.....	199
Chicago.....	260	Washington.....	230	Brooklyn	167
Philadelphia.....	257	Cincinnati	229	New York.....	144
Cleveland.....	243	St. Louis.....	212	Louisville.....	143

It will be seen that the champions excelled in base-running, Chicago being second and the Phillies third, the Western champions being fourth. It is noteworthy that the tail-end

team stole the fewest bases. Stealing bases is quite a feature of thorough team-work, in fact, it stands next to team-work at the bat. But perfection in base-stealing cannot be reached while noisy coaching exists, as the latter is a barrier to success in that department. Coaching by private signal, as practised by the Boston teams of 1892 and 1893, is the only coaching that succeeds. Loud directions are worse than useless and noisy coaching is only done to intimidate the opposing "battery" players.

The Stolen Base Records of 1892, 1893, 1894 and 1895.

As a matter of reference figures in stolen bases we give below the records of the past four years of twelve club history, showing which players of each club stood first, second and third in the record of total stolen bases each season, beginning with the first year of the twelve club circuit of the League in 1892 and ending with that of 1895. It must be borne in mind that the inaugural year of the League's extended circuit, from eight to twelve clubs, was an exceptional one, inasmuch as the season was marked by two championships, one for the first half and the other for the second. The Bostons won the first half and the Clevelands the second and then both played a series for the championship of the United States, Boston winning the final series. Of course a much larger number of games were played in 1892 than either before that season or since, and hence the record of stolen bases in 1892 was necessarily larger. We give more space than usual to the base stealing statistics this year on account of the importance of the subject. Unluckily for the record of 1895 the umpires almost invariably failed to enforce the balk rule as they should have done and hence base-stealing was made more of a task than ever before.

The Record of 1892.

Brooklyn took a decided lead in base-stealing in 1892, as Ward was the club manager of that year, and he made base-running a feature of his team's work. New York—then under Ewing's management—was second, and the Boston champions third. The following table shows the total stolen bases scored by each club, together with the number of players each club carried in 1892. The names of the clubs are given in the order of total stolen bases scored by each:

RECORD OF STOLEN BASES.

CLUBS.	Total Stolen Bases.	Total Players	CLUBS.	Total Stolen Bases.	Total Players
1—Brooklyn	475	16	7—Cleveland.....	232	14
2—New York	375	18	8—Chicago.....	231	14
3—Boston.....	351	15	9—Philadelphia.....	226	16
4—Cincinnati	347	22	10—Baltimore	218	20
5—Washington	316	22	11—St. Louis.....	187	19
6—Louisville.....	237	18	12—Pittsburg.....	183	16

Totals—Total stolen bases, 3,378 ; total players, 210.

The record showing the three leading players of each club in total bases stolen is appended. The club's names are given in the order of the total bases stolen by the three leaders:

1892.

CLUBS.	Games.	Stolen Bases.	CLUBS.	Games.	Stolen Bases.	CLUBS.	Games.	Stolen Bases.
BROOKLYN.			CINCINNATI.			BALTIMORE.		
Ward.....	148	94	Latham.....	150	64	Van Haltren..	148	57
Griffin	129	64	Holliday.....	149	39	Whistler	132	28
O'Brien.....	121	64	Burke.....	97	39	Shindle.....	143	27
Totals	398	222	Totals.....	396	142	Totals	423	112
BOSTON.			CHICAGO.			CLEVELAND.		
Long.....	151	62	Dahlen.....	143	60	McAlear	150	41
Duffy	146	61	Canavan.....	118	37	Burkett.....	145	36
McCarthy.....	152	59	Wilmot	92	36	Davis	143	30
Totals.....	449	182	Totals	353	133	Totals	438	107
NEW YORK.			LOUISVILLE.			PITTSBURG.		
Doyle.....	108	70	Brown	153	75	Beckley.....	152	40
Ewing	97	53	Taylor.....	123	28	Shugart.....	137	28
Fuller.....	138	51	Weaver	136	28	Miller.....	147	27
Totals	343	174	Totals	412	131	Totals.....	436	95
WASHINGTON.			PHILADELPHIA.			ST. LOUIS.		
Hoy	149	60	Hamilton.....	136	56	Carroll.....	100	31
Donovan.....	128	59	Delehanty....	120	35	Brodie.....	154	28
Dowd.....	141	48	Thompson....	151	30	Glasscock....	139	27
Totals	418	167	Totals	407	121	Totals.....	393	86

It will be seen that the leading base-runners of each club of the season in total stolen bases were: Ward of Brooklyn, with

94 to his credit; Tom Brown of Louisville, 75; Doyle of New York, 70; Latham of Cincinnati, 64; Long of Boston, 62; Dahlen of Chicago, 60; Hoy of Washington, 60; Van Haltren of Baltimore—then manager of the team—57; Hamilton of Philadelphia, 56; McAleer of Cleveland, 41; Beckley of Pittsburg, 40, and Fred Carroll of St. Louis, 31. All of these players, except Ward and Carroll, are still among the prominent base-stealers of the League clubs of 1895.

The Record of 1893.

In 1893 the League returned to its old rule of one champion season during each year, and consequently there was a falling off in the total bases stolen, as less games were played. Here is the record of 1893 in total bases stolen by each club:

RECORD OF STOLEN BASES.

CLUBS.	Total Stolen Bases.	Total Players.	CLUBS.	Total Stolen Bases.	Total Players.
1—New York.....	433	17	7—Boston.....	247	14
2—Baltimore.....	331	20	8—Cincinnati.....	220	18
3—Brooklyn.....	264	15	9—Pittsburg.....	200	18
4—St. Louis.....	257	18	10—Louisville.....	187	16
5—Cleveland.....	256	14	11—Philadelphia.....	184	15
6—Chicago.....	255	15	12—Washington.....	168	14

Totals—Total stolen bases, 3,002; total players, 194.

It will be seen that the record of total bases stolen during 1893 showed 376 less than in 1892, owing to the fewer games played; but the percentage of bases stolen was as good as in 1892, as there were fewer players as well as fewer games. In 1893 Ward became manager of the New York club, and he sent his team to the front in total stolen bases that year, Brooklyn falling off greatly in this respect after Ward left. For instance, in 1892, Brooklyn, under Ward, scored a total of 475 stolen bases to New York's 375. In 1893 New York, under Ward, scored 433 stolen bases to Brooklyn's 264—quite a difference. In 1893 Hanlon became manager of the Baltimores, and he ran the club's total of stolen bases up to 331 in that year, against Baltimore's 218 in 1892.

The record showing the three leading base-stealers of each club in 1893 is as follows:

1893.

CLUBS.	Games.	Stolen Bases.	CLUBS.	Games.	Stolen Bases.	CLUBS.	Games.	Stolen Bases.
NEW YORK.			CHICAGO.			PITTSBURG.		
Ward.....	134	72	Lange.....	116	49	Donovan.....	110	49
Burke.....	135	67	Wilmot.....	93	42	Van Haltren..	123	35
Davis.....	133	54	Dahlen.....	115	39	E. Smith.....	128	28
Totals.....	412	193	Totals.....	324	130	Totals.....	361	112
ST. LOUIS.			CLEVELAND.			BALTIMORE.		
Dowd.....	131	59	Ewing.....	114	53	McGraw..	127	40
Brodie.....	132	52	Burkett.....	124	39	Kelley.....	124	38
Glasscock....	114	39	McAlear.....	91	33	Reitz.....	130	33
Totals.....	377	150	Totals.....	329	125	Totals...	381	111
BROOKLYN.			CINCINNATI.			WASHINGTON.		
Lyons.....	46	52	Latham.....	125	60	Hoy.....	130	51
Griffin.....	93	47	Canavan.....	118	32	Radford.....	124	37
Tom Daly....	126	43	McPhee.....	127	31	Wise.....	121	21
Totals.....	265	142	Totals.....	370	123	Totals.....	375	109
BOSTON.			LOUISVILLE.			PHILADELPHIA.		
Duffy.....	131	50	T. Brown.....	121	66	Hamilton.....	82	41
McCarthy....	116	49	Pfeffer.....	124	33	Delehanty....	132	36
Nash.....	128	33	Weaver.....	104	17	Thompson....	130	18
Totals.....	365	132	Totals.....	345	116	Totals.....	344	95

It will be seen that Ward placed the New Yorks in the van in 1893; but St. Louis, having added three noted base-stealers to its team, was enabled to be second in the trio race. Ewing improved Cleveland's status in base-stealing in 1893. The leading base-stealer of each club in 1893 was as follows: Ward of New York, with 72; T. Brown of Louisville, 66; Latham of Cincinnati, 60; Dowd of St. Louis, 59; Ewing of Cleveland, 53, H. Lyons of Brooklyn, 52; Hoy of Washington, 51; Duffy of Boston, 50; Lange of Chicago, 49; Donovan of Pittsburg, 49; Hamilton of Philadelphia, 41, and McGraw of Baltimore, 40.

The Record of 1894.

New York went to the front again in the record of total stolen bases in 1894, Baltimore being second and Chicago third. Here is the record in full:

RECORD OF STOLEN BASES.

CLUBS.	Total Stolen Bases.	Total Players.	CLUBS.	Total Stolen Bases.	Total Players.
1—New York.....	346	15	7—Washington.....	267	17
2—Baltimore.....	328	17	8—Boston.....	243	15
3—Chicago.....	320	16	9—Louisville.....	236	22
4—Brooklyn.....	303	17	10—Cleveland.....	219	17
5—Philadelphia....	281	17	11—Cincinnati.....	219	16
6—Pittsburg.....	271	17	12—St. Louis.....	154	16

Totals—Total stolen bases, 3,177; total players, 202.

The record showing the three leading base-stealers of each club of 1894 is appended. It will be seen that Chicago's trio led the others, Baltimore's being second and Philadelphia's third.

1894.


CLUBS.	Games.	Stolen Bases.	CLUBS.	Games.	Stolen Bases.	CLUBS.	Games.	Stolen Bases.
CHICAGO.			NEW YORK.			LOUISVILLE.		
Wilmot.....	135	76	Doyle.....	105	48	T. Brown.....	130	74
Lange.....	112	71	Burke.....	138	47	Pfeffer.....	104	33
Dahlen.....	121	49	Van Haltren..	139	44	Clark.....	76	24
Totals.....	368	196	Totals.....	382	139	Totals.....	310	131
BALTIMORE.			BROOKLYN.			WASHINGTON.		
McGraw.....	123	77	T. Daly.....	123	53	F. Ward.....	89	36
Brodie.....	129	50	Griffin.....	106	48	Cartwright...	132	35
Kelley.....	129	45	Corcoran.....	129	33	G. Tebeau....	105	34
Totals.....	381	172	Totals.....	358	134	Totals.....	326	105
PHILADELPHIA.			CINCINNATI.			CLEVELAND.		
Hamilton.....	131	99	Latham.....	130	62	McGarr.....	127	34
Thompson....	102	29	Holliday.....	122	39	Burkett.....	124	32
Delehanty....	114	29	McPhee.....	128	31	McKean.....	130	32
Totals.....	347	157	Totals.....	380	132	Totals.....	381	98
PITTSBURG.			BOSTON.			ST. LOUIS.		
Stenzel.....	131	60	Duffy.....	124	49	Dowd.....	123	34
Donovan.....	133	51	Bannon.....	57	42	Quinn.....	106	26
E. Smith.....	125	37	McCarthy.....	126	40	Ely.....	127	23
Totals.....	389	148	Totals.....	307	131	Totals.....	356	83

The leading base-runner of each club for 1894 was: Hamilton of Philadelphia, with 99; McGraw of Baltimore, 77; Wilmot of Chicago, 76; T. Brown of Louisville, 74; Latham of Cincinnati, 62; Stenzel of Pittsburg, 60; Tom Daly of Brooklyn, 53; Duffy of Boston, 49; Doyle of New York, 48; F. Ward of Washington, 36; Dowd of St. Louis, 34; McGarr of Cleveland, 34.

FALL RIVER BASE BALL TEAM 1895



Person	Rupert	Ladd	Lincoln	Fitzmaurice	Kennedy
Harrington	Stevens	McDermott	M. Harrington	Rollins	Klobedanz
	Reilly			T. McDermott	



Westlake
Graham

McVey
Schaub


Fuller
Sharsig (Mgr.)

Keener
Childs

Hill
Pfrom

CHAMPIONS OF TEXAS SOUTHERN LEAGUE
1895.





YALE BASE BALL TEAM 1895

- | | | | | | | | | | |
|------------|--------------|--------|--------|----------|--------|-------|--------------|--------|-----------|
| Stephenson | J. R. Quinby | Wilcox | Fincke | Carter | Rustin | Speer | Trudeau | Harris | Redington |
| | | Keator | | Greenway | | | S. L. Quinby | | |



PRINCETON BASE BALL TEAM 1896.

- | | | | | | |
|------|----------|--------|---------|--------|-----------|
| Ward | Williams | Otto | Bissell | Jayne | Trenchard |
| | Bradley | Payne | Brooks | Altman | Gunster |
| | | Easton | | Smith | |




UNIVERSITY OF PENNSYLVANIA BASE BALL TEAM, 1895.

HARVARD BASE BALL TEAM - 1895.



Burgess	White	Highlands	Rand	Stevenson	McVey
Winslow	Capt.	Whittemore			Hayes
Scannell	Dean	Adams	Wrenn		



Hamlin	Beacham	Harmon	Johnson	Priest	Wilson
	Affeld	Aldrich	(Capt.)	Cobb	Young (Manager)
	Diehl		McNeil	Bassford	Smith

The Record of 1895.

We now come to the record of the past season of 1895, in which Baltimore was in the van, with Cincinnati—under Ewing—second and New York third, the record of total stolen bases in 1895 being the poorest of the previous three years of the twelve-club annals:

RECORD OF STOLEN BASES.

CLUBS.	Total Stolen Bases.	Total Players.	CLUBS.	Total Stolen Bases.	Total Players.
1—Baltimore.....	373	20	7—Pittsburg.....	243	14
2—Cincinnati.....	297	18	8—Brooklyn.....	230	17
3—New York.....	295	18	9—Cleveland.....	228	15
4—Chicago.....	275	13	10—Boston.....	218	13
5—Washington.....	268	16	11—St. Louis.....	172	17
6—Philadelphia.....	262	17	12—Louisville.....	118	23

Totals—Total stolen bases, 2,979; total players, 201.

It will be seen by the above table that while in 1892 there were no less than 3,378 bases stolen, in 1895 the total was but 2,979.

The record showing the best trio of base-stealers in each club in 1895 is appended: 1895.

CLUBS.	Games.	Stolen Bases.	CLUBS.	Games.	Stolen Bases.	CLUBS.	Games.	Stolen Bases.
BALTIMORE.			PITTSBURG.			BOSTON.		
McGraw.....	93	69	Stenzel.....	131	53	Duffy.....	131	42
Jennings.....	131	60	M. Cross.....	108	45	Long.....	124	36
Kelley.....	131	59	Donovan.....	126	36	Bannon.....	121	33
Totals.....	355	188	Totals.....	365	134	Totals.....	376	111
CHICAGO.			WASHINGTON.			BROOKLYN.		
Lange.....	122	79	Cartwright....	121	53	LaChance.....	128	44
Everett.....	133	51	Crooks.....	118	35	T. Daly.....	122	33
Dahlen.....	131	44	Joyce.....	128	34	Griffin.....	132	27
Totals.....	386	174	Totals.....	367	122	Totals.....	382	104
PHILADELPHIA.			NEW YORK.			ST. LOUIS.		
Hamilton.....	121	95	Geo. Davis....	111	45	Dowd.....	127	35
Delehanty....	116	46	Stafford.....	122	37	Cooley.....	132	31
Thompson....	121	24	Tiernan.....	119	36	Quinn.....	134	25
Totals.....	358	165	Totals.....	352	118	Totals.....	393	91
CINCINNATI.			CLEVELAND.			LOUISVILLE.		
Hoy.....	107	50	Burkett.....	132	47	Clark.....	132	36
Latham.....	110	45	McAleer.....	132	39	Brown.....	118	31
Hogriever....	67	40	McGarr.....	112	28	Shugart.....	112	14
Totals.....	284	135	Totals.....	376	114	Totals.....	362	81

Baltimore's trio again went to the front in 1895, Chicago's three being second and Philadelphia's third.

The twelve leading base-runners of 1895 were as follows:

PLAYERS.	Games.	Stolen Bases	PLAYERS.	Games.	Stolen Bases.	PLAYERS.	Games.	Stolen Bases.
Hamilton.....	121	95	Stenzel.....	131	53	LaChance.....	128	44
Lange.....	122	79	Hoy.....	107	50	Duffy.....	131	42
McGraw.....	93	69	Burkett.....	132	47	Clarke.....	132	36
Cartwright....	121	53	G. Davis....	110	45	Dowd.....	127	35

Brown fell off in his base-running, as did Duffy of Boston; while Cartwright led his club finely.

The Fielding Statistics of 1895.

Whatever failures in pitching, batting and base-running may occur each season the annual campaign is sure to be marked by splendid fielding. One reason for this is that fielding is the only department that is marked by constant practice, while batting has the least attention paid to it, in the way of necessary training, of any other specialty of the game. It is amusing to read at times of the comments of retired veterans of how finely the "boys" used to field in "the good old days" of the '50s and '60s, and it is true that very good field work was done in the days of the old Atlantics of Brooklyn, in the '50s, and of the Excelsiors in the '60s. Then, too, Harry Wright's old Red Stockings of 1869 exhibited specially fine work in the field for those days, as did his Boston Reds in the early '70s and Anson's White Stockings in the early '80s, also Comiskey and Latham's St. Louis Browns during their career as four-times winners of the old Association pennant races. But the brightest work in the field of all these old-timers would "pale its uneffectual fire" in contrast to the almost perfect fielding of the Baltimore Orioles of 1895. We have seen every first-class base ball team play its best games from the days of the old Brooklyn Atlantics of 1858 up to the Baltimore champions of 1895, and we have never seen any fielding equal to that exhibited by the Orioles in 1895, especially in regard to their splendid infield work.

Fine fielding is beyond question the most attractive feature of our national game, and the one department of base ball which requires the most training and practice to excel in it. The veriest novice in the game can step up to the bat and face a pitcher, and get hits off his delivery, and even knock out a home run occasionally, and that, too, without a day's preliminary practice; but in every other department of the game practice is needed and plenty of it, too, to reach a high point of

excellence; and of all the four departments, pitching, batting, base-running and fielding, the latter needs the most practice to become an expert. No novice can go in the field and handle the ball well without plenty of preliminary practice, as he can readily do at the bat. A novice can go in the box and throw swift balls to the batsman with a certain degree of effect, though never handling a base ball before, but he cannot go behind the bat or take up any other field position unless he has had plenty of good practice. Neither can he run bases without good training. To become a fielding expert, therefore, needs the most thorough training, besides which considerable brain-work is needed to excel in fielding, as also in base-running and in strategic pitching.

Why there should be so little thorough practice given to batting, while fielding is given so large a show, is one of those mysteries of team management which we have never been able to understand. Of all the clubs in League annals Harry Wright was the only one we have seen make his team practice batting, and he had the hardest kind of work to get them to practice scientific hitting.

Splendid fielding was done in the League arena in 1895, especially in the infield. Take, for instance, the fine coaching-catching of Robinson of the Baltimores, and of Clements of the Philadelphias; then, too, the remarkable endurance in catching shown by McGuire of Washington and Zimmer of the Clevelands; then add to these the splendid first base play of Carey of the Baltimores, Anson of the Chicagos and Connor of the St. Louis clubs, the second base play of Lowe of the Bostons, Crooks of the Washingtons and Bierbauer of the Pittsburgs, with the great third base play of Cross of the Phillies, Collins of the Louisvilles and Shindle of the Brooklyns, and especially the wonderful short fielding of Jennings of the Baltimores, Corcoran of the Brooklyns and Ely of the St. Louis, all of whom were the three leaders in percentages in the League averages of 1895 of those who played in a majority of the championship contests of the season—not to mention the brilliant outfielding of Kelly, Brodie and Keeler of the Baltimores; Burkett, McAleer and Blake of the Clevelands, and of Hamilton, Delehanty and Thompson of the Phillies, the three leading clubs in the pennant race of 1895; not forgetting Griffin of Brooklyn, Donovan of Pittsburg, Duffy of Boston, Tiernan of New York, Clark of Louisville, Lange of Chicago, Miller of Cincinnati, Dowd of St. Louis, Selbach of Washington, all of whom played in 100 games and over, with percentages of over .900.

The order in which fielders are placed in the official average affords no criterion as to which has the best record in fielding.

For instance, O'Connor of Cleveland is given the lead in first-base percentages for 1895, although he only played in 41 games, with a percentage of .993; and O. Tebeau, of the same club, is given second place, though he only played in 52 games, with a percentage of .992. Yet Carey of Baltimore is given third place, though he played in 121 games—two-thirds more than O'Connor and over twice as many as Tebeau—his percentage being .990, or only three points below O'Connor's figures. Undoubtedly the best three first basemen of 1895 were Carey of Baltimore, Anson of Chicago and Roger Connor of St. Louis. Shock of Brooklyn bore off the palm as the best utility man in the League in 1895. As an outfielder in 39 games he had a percentage of .962; as second baseman in 13 games he had a percentage of .911, and as short fielder in 6 games it was .892.

Batting Record

OF PLAYERS WHO HAVE TAKEN PART IN FIFTEEN OR MORE CHAMPIONSHIP GAMES—SEASON OF 1895.

NAME.	CLUB	Games.	At Bat.	Runs.	1st Bases.	Per cent.	T. B.	S. H.	S. B.
Burkett	Cleveland.....	132	555	149	235	.423	293	7	47
Delehanty	Philadelphia.....	116	481	148	192	.399	299	6	46
Keeler.....	Baltimore.....	131	560	161	221	.394	291	21	57
Thompson.....	Philadelphia.....	118	533	131	210	.394	357	2	24
Hamilton.....	Philadelphia.....	121	517	166	203	.393	253	9	95
Clements.....	Philadelphia.....	84	324	65	126	.389	194	3	4
Turner.....	Philadelphia.....	48	209	50	81	.388	108	3	14
Lange.....	Chicago.....	122	479	120	186	.388	277	9	79
Jennings.....	Baltimore.....	131	528	159	204	.386	263	28	60
Stenzel.....	Pittsburg.....	131	520	115	200	.384	285	6	53
Holmes.....	Louisville.....	39	157	34	60	.382	82	3	12
McGraw.....	Baltimore.....	93	385	109	144	.374	174	6	69
Kelly.....	Baltimore.....	131	510	148	189	.370	286	12	59
Brodie.....	Baltimore.....	130	528	84	193	.365	247	9	36
Everett.....	Chicago.....	133	553	128	197	.356	240	9	51
Tiernan.....	New York.....	119	474	128	168	.354	251	5	36
Clarke.....	Louisville.....	132	556	94	197	.354	241	3	36
Duffy.....	Boston.....	131	540	113	190	.352	255	16	42
Gumbert.....	Brooklyn.....	26	93	21	32	.344	45	0	0
McKean.....	Cleveland.....	132	573	131	197	.344	283	11	16
Sullivan.....	Philadelphia.....	91	373	75	127	.340	142	10	15
Cooley.....	St. Louis.....	132	570	106	194	.340	256	2	31
Parrott.....	Cincinnati.....	47	200	33	68	.340	104	6	10
Truby.....	Chicago.....	33	118	17	40	.339	43	3	7
Bannon.....	Boston.....	121	487	101	165	.339	235	12	33
Van Haltren.....	New York.....	131	517	112	175	.338	252	6	31
Anson.....	Chicago.....	122	476	88	161	.338	198	13	16
Zimmer.....	Cleveland.....	83	318	58	107	.336	146	7	12
Grady.....	Philadelphia.....	33	119	21	40	.336	48	3	5
McCreery.....	Louisville.....	29	110	19	37	.336	42	2	2
Griffin.....	Brooklyn.....	132	522	139	175	.335	242	9	27
Maguire.....	Washington.....	133	539	91	178	.330	258	5	20

BATTING RECORDS—Continued.

NAME.	CLUB.	Games.	At Bat.	Runs.	1st Bases.	Per cent.	T. B.	S. H.	S. B.
G. Davis.....	New York.....	110	433	106	143	.330	215	3	45
Miller.....	Cincinnati.....	132	532	103	175	.329	287	7	35
O. Tebeau.....	Cleveland.....	66	277	52	91	.329	119	4	11
Cartwright.....	Washington.....	121	473	95	155	.327	234	4	53
Connor.....	St. Louis.....	104	402	78	131	.326	196	2	8
Dowd.....	St. Louis.....	127	505	97	164	.325	237	4	35
Stocksdale.....	Washington and Boston.....	25	86	15	28	.325	37	1	2
Hawley.....	Pittsburg.....	53	185	33	60	.324	94	3	1
Sheehan.....	St. Louis.....	49	170	25	55	.324	62	4	5
Beckley.....	Pittsburg.....	131	536	105	174	.324	258	15	19
Selbach.....	Washington.....	129	518	116	168	.324	253	6	30
G. Tebeau.....	Cleveland.....	87	325	56	105	.323	129	8	12
Gleason.....	Baltimore.....	107	408	90	132	.323	168	6	26
Ryan.....	Chicago.....	108	443	83	143	.322	201	4	15
Kennedy.....	Brooklyn.....	36	134	20	43	.321	50	1	2
LaChance.....	Brooklyn.....	128	544	104	174	.320	246	3	44
Griffith.....	Chicago.....	39	144	20	46	.319	51	2	3
Long.....	Boston.....	124	540	110	172	.319	238	21	36
Donovan.....	Pittsburg.....	126	522	124	165	.316	200	6	36
Ewing.....	Cincinnati.....	103	439	90	139	.316	220	2	34
Doyle.....	New York.....	78	316	52	100	.316	130	0	33
Hallman.....	Philadelphia.....	124	539	95	170	.315	214	15	16
McGann.....	Louisville.....	17	67	11	21	.313	28	1	7
Childs.....	Cleveland.....	120	461	97	144	.312	179	8	26
Foreman.....	Cincinnati.....	25	93	14	29	.312	47	1	0
Sugden.....	Pittsburg.....	45	155	27	48	.310	56	6	5
Latham.....	Cincinnati.....	110	458	93	142	.310	185	7	45
Cunningham.....	Louisville.....	31	100	14	31	.310	44	0	1
Quinn.....	St. Louis.....	134	550	87	170	.309	218	16	25
Joyce.....	Washington.....	128	476	111	147	.308	252	7	34
Vaughn.....	Cincinnati.....	88	334	59	102	.305	145	4	15
Foutz.....	Brooklyn.....	28	115	13	35	.304	41	2	3
McMahon.....	Baltimore.....	15	53	5	16	.302	17	1	1
Gray.....	Cincinnati.....	47	179	24	54	.301	102	1	2
Holliday.....	Cincinnati.....	31	126	25	38	.301	59	1	6
Lowe.....	Boston.....	99	415	102	125	.301	175	16	21
Anderson.....	Washington.....	24	93	21	28	.301	36	1	0
Wilnot.....	Chicago.....	108	464	86	139	.299	190	10	31
Harrington.....	Boston.....	18	67	21	20	.299	30	2	3
Clarke.....	Baltimore.....	60	229	37	68	.297	86	4	3
Smith.....	Cincinnati.....	127	504	75	150	.297	209	3	15
Nash.....	Boston.....	133	514	98	152	.296	222	11	21
Smith.....	Pittsburg.....	124	492	109	146	.296	192	3	35
Anderson.....	Brooklyn.....	103	425	77	126	.296	195	1	25
Taylor.....	Philadelphia.....	40	152	25	45	.296	67	1	4
Ryan.....	Boston.....	49	193	22	57	.295	66	8	2
McPhee.....	Cincinnati.....	114	434	107	129	.295	201	7	28
O'Connor.....	Cleveland.....	88	338	52	99	.293	129	12	16
Stafford.....	New York.....	123	467	78	137	.293	174	1	37
Lucid.....	Brooklyn and Philadelphia.....	25	82	23	24	.293	35	3	2
Glasscock.....	Washington and Louisville.....	43	178	29	52	.292	62	4	5
Preston.....	Louisville.....	49	195	43	57	.292	73	1	11
McCarthy.....	Boston.....	116	454	89	132	.291	155	15	24

BATTING RECORDS—*Continued.*

NAME.	CLUB.	Games.	At Bat.	Runs.	1st Bases.	Per cent.	T. B.	S. H.	S. B.
McAleer.....	Cleveland.....	132	531	82	154	.291	187	8	39
Crooks.....	Washington.....	118	408	81	119	.291	173	16	35
Decker.....	Chicago.....	70	299	53	87	.291	119	3	9
Lyons.....	St. Louis.....	33	131	23	38	.290	51	1	4
Miller.....	St. Louis.....	123	500	81	145	.290	180	1	18
Hemming.....	Baltimore.....	31	117	19	34	.290	50	1	0
Meekin.....	New York.....	27	93	16	27	.290	41	0	1
Schrivier.....	New York.....	24	93	14	27	.290	34	1	5
T. Daly.....	Brooklyn.....	122	464	97	134	.289	174	10	33
Wright.....	Louisville.....	59	228	31	66	.289	88	2	5
Brothers.....	Baltimore and Louisville..	29	121	15	35	.289	55	1	1
Peitz.....	St. Louis.....	90	333	43	96	.288	144	2	10
Grimm.....	Brooklyn.....	90	323	52	93	.288	117	5	9
Boyd.....	Washington.....	46	155	28	44	.284	53	0	2
Stein.....	Brooklyn.....	28	99	12	28	.283	34	2	1
Farrell.....	New York.....	89	311	39	88	.283	125	4	14
Cuppy.....	Cleveland.....	40	142	36	40	.282	55	4	3
Reitz.....	Baltimore.....	63	245	46	69	.281	92	9	18
Gettinger.....	Louisville.....	60	249	28	70	.281	97	5	7
Carsey.....	Philadelphia.....	39	139	23	39	.281	40	11	1
Blake.....	Cleveland.....	83	314	50	88	.280	110	12	12
Sweeney.....	Louisville.....	21	86	18	24	.279	32	0	3
Hogriever.....	Cincinnati.....	67	237	61	66	.278	102	4	40
Shindle.....	Brooklyn.....	118	486	92	135	.278	170	6	26
Collins.....	Boston and Louisville.....	104	410	75	114	.278	156	4	14
Corcoran.....	Brooklyn.....	128	541	84	150	.277	200	17	23
Cross.....	Philadelphia.....	124	535	95	148	.277	197	16	19
Tenney.....	Boston.....	42	174	34	48	.276	61	3	6
Grenninger.....	Cleveland.....	19	80	10	22	.275	23	0	1
Abbey.....	Washington.....	133	520	103	143	.275	199	5	30
Hoy.....	Cincinnati.....	107	427	92	117	.274	89	3	50
Dahlen.....	Chicago.....	131	509	107	139	.273	194	5	44
Murphy.....	Cincinnati.....	22	81	15	22	.272	24	1	5
Dwyer.....	Cincinnati.....	32	110	14	30	.272	46	1	2
Luby.....	Louisville.....	15	55	5	15	.272	21	0	2
Carey.....	Baltimore.....	123	483	59	131	.271	165	11	3
Donahue.....	Chicago.....	62	221	29	60	.271	75	3	9
McGarr.....	Cleveland.....	112	423	86	114	.270	137	14	23
Burke.....	New York and Cincinnati..	95	393	90	106	.269	154	4	36
Reilly.....	Philadelphia.....	44	176	30	47	.267	56	11	6
Bannon.....	New York.....	37	158	33	43	.266	51	3	22
Ganzel.....	Boston.....	74	275	39	73	.265	88	5	3
Robinson.....	Baltimore.....	74	287	40	76	.264	102	6	12
Shoch.....	Brooklyn.....	58	217	49	58	.263	82	2	14
Hassamaer.....	Washington and Louisville..	109	464	49	122	.263	154	8	10
O'Brien.....	Louisville.....	128	545	82	143	.262	160	18	9
Tredway.....	Brooklyn.....	85	343	57	90	.262	136	2	13
W. Clark.....	New York.....	22	88	10	23	.261	27	0	1
Clingman.....	Pittsburg.....	108	391	67	102	.261	126	10	19
Ely.....	St. Louis.....	118	466	67	121	.260	147	13	23
Warner.....	Louisville.....	63	231	19	60	.259	72	3	7
Stuart.....	Pittsburg.....	19	77	5	20	.259	23	0	0
Spies.....	Cincinnati and Louisville..	83	330	45	85	.257	120	0	6

BATTING RECORDS—Continued.

NAME.	CLUB.	Games.	At Bat.	Runs.	1st Bases.	Per cent.	T. B.	S. H.	S. B.
Dolan.....	Boston.....	23	82	12	21	.256	27	1	3
Merritt.....	Cincinnati and Pittsburg...	87	320	40	83	.256	94	7	4
Shugart.....	Louisville.....	112	477	60	122	.256	176	3	14
Burns.....	New York and Brooklyn...	50	187	28	48	.256	64	1	5
Cross.....	Pittsburg.....	108	395	67	101	.255	151	6	45
Bierbauer.....	Pittsburg.....	119	479	55	122	.255	153	13	19
Buckley.....	Philadelphia.....	29	104	19	27	.255	34	4	1
Kissenger.....	Baltimore and St. Louis.....	25	98	8	25	.255	32	1	1
Tucker.....	Boston.....	126	464	85	118	.254	158	11	17
Rusie.....	New York.....	46	177	14	45	.254	53	0	1
Mercer.....	Washington.....	54	197	28	50	.254	62	5	8
Boyle.....	Philadelphia.....	133	566	89	144	.254	169	20	12
Maul.....	Washington.....	20	71	9	18	.253	25	2	1
Genins.....	Pittsburg.....	64	249	43	63	.253	77	23	16
McGill.....	Philadelphia.....	17	60	7	15	.250	23	1	0
German.....	New York.....	31	106	16	26	.245	35	1	2
Kittredge.....	Chicago.....	58	209	30	51	.244	72	6	7
Stewart.....	Chicago.....	97	364	51	89	.244	137	4	10
Wilson.....	New York.....	62	238	32	58	.243	67	2	7
Inks.....	Louisville.....	25	83	11	20	.241	25	1	0
W. H. Clarke.....	New York.....	32	118	16	28	.237	32	0	2
Hart.....	Pittsburg.....	29	103	8	24	.233	32	3	1
Otten.....	St. Louis.....	24	86	8	20	.233	20	1	1
C. Dailey.....	Brooklyn.....	40	150	20	35	.233	45	3	4
Nichols.....	Boston.....	43	160	23	37	.231	44	1	1
Kinslow.....	Pittsburg.....	17	61	10	14	.230	16	3	1
Rhines.....	Cincinnati.....	32	110	20	25	.227	35	2	0
Fuller.....	New York.....	126	457	82	104	.227	121	7	14
Brown.....	St. Louis & Washington.....	118	490	97	111	.226	152	3	51
Welch.....	Louisville.....	39	147	16	33	.224	43	1	2
Terry.....	Chicago.....	39	139	18	31	.222	41	5	1
Weyhing.....	Lou'ville, Phil. & Pitts.....	27	95	11	21	.221	28	0	0
Knell.....	Cleveland & Louisville.....	18	78	11	17	.218	26	1	2
Daub.....	Brooklyn.....	19	69	8	15	.217	15	0	4
Hoffer.....	Baltimore.....	35	125	22	27	.216	32	3	1
Wallace.....	Cleveland.....	27	97	16	21	.216	29	6	3
Young.....	Cleveland.....	46	144	20	31	.215	38	2	3
Stiverts.....	Boston.....	38	152	20	32	.211	45	2	2
Murphy.....	New York.....	47	182	35	38	.209	52	2	3
Ehret.....	St. Louis.....	31	101	13	21	.208	28	3	1
Bonner.....	Baltimore & St. Louis.....	25	97	12	20	.206	28	2	9
Hutchison.....	Chicago.....	32	122	12	25	.205	35	0	0
Coogan.....	Washington.....	21	73	10	15	.203	19	1	1
Breitenstein.....	St. Louis.....	66	221	25	42	.190	44	2	5
Samuels.....	St. Louis.....	22	70	6	13	.186	13	4	5
Sheibeck.....	Washington.....	48	170	18	31	.182	41	4	6
Sullivan.....	Boston & Cleveland.....	26	100	16	17	.170	22	1	3
Esper.....	Baltimore.....	27	89	7	15	.168	17	2	0
Staley.....	St. Louis.....	15	61	4	9	.164	12	2	1
Moran.....	Chicago.....	15	55	8	9	.163	18	0	1
McDermott.....	Louisville.....	26	84	11	13	.155	21	0	0
McDougal.....	St. Louis.....	15	39	1	6	.154	6	0	0
Clarkson.....	Baltimore & St. Louis.....	21	75	10	9	.120	13	3	0

Fielding Record, 1895.

FIRST BASEMEN.

Rank.	NAME.	CLUB.	Games.	Put Outs.	Assists.	Errors.	Total Chances.	Per cent.
1	O'Connor.....	Cleveland.....	41	389	22	3	414	.993
2	O. Tebeau.....	Cleveland.....	52	507	23	4	534	.992
3	Carey.....	Baltimore.....	121	1129	43	11	1183	.990
4	Anson.....	Chicago.....	122	1172	67	14	1253	.989
5	{ Connor.....	St. Louis.....	104	957	63	17	1037	.984
	{ Hassamaer.....	Washington and St. Louis	33	287	20	5	312	.984
6	{ Cartwright.....	Washington.....	121	1097	93	19	1209	.984
	{ Welch.....	Louisville.....	17	169	10	3	182	.983
	{ LaChance.....	Brooklyn.....	125	1295	52	23	1370	.983
7	G. Tebeau.....	Cleveland.....	39	403	23	8	434	.982
8	Spies.....	Cincinnati and Louisville.	47	453	16	9	478	.980
9	W. Clark.....	New York.....	22	214	14	5	233	.979
10	Beckley.....	Pittsburg.....	131	1375	57	31	1463	.978
11	Ewing.....	Cincinnati.....	103	948	83	24	1055	.977
12	Tucker.....	Boston.....	126	1161	83	30	1274	.976
13	Boyle.....	Philadelphia.....	133	1247	51	34	1332	.974
14	Doyle.....	New York.....	57	591	34	21	646	.968
15	Brouthers.....	Baltimore and Louisville.	29	255	14	10	279	.964
16	Bannon.....	New York.....	16	164	11	9	184	.951

SECOND BASEMEN.

1	Lowe.....	Boston.....	99	261	346	27	634	.957
2	Crooks.....	Washington.....	118	336	364	33	733	.956
3	Bierbauer.....	Pittsburg.....	119	279	411	39	729	.949
4	Hallman.....	Philadelphia.....	124	296	387	38	721	.947
5	Quinn.....	St. Louis.....	134	356	395	43	794	.946
6	Truby.....	Chicago.....	33	95	96	11	202	.945
7	O'Brien.....	Louisville.....	125	302	405	43	750	.943
8	{ Daly.....	Brooklyn.....	122	327	359	46	732	.937
	{ Reitz.....	Baltimore.....	46	116	136	17	269	.937
9	McPhee.....	Cincinnati.....	114	354	365	38	757	.936
10	Childs.....	Cleveland.....	120	335	394	55	734	.930
11	Harrington.....	Boston.....	18	47	56	9	112	.919
12	Stewart.....	Chicago.....	97	251	291	49	591	.917
13	Gleason.....	Baltimore.....	85	207	256	42	505	.911
14	Stafford.....	New York.....	109	246	335	58	639	.909

THIRD BASEMEN.

1	Cross.....	Philadelphia.....	124	184	297	36	517	.930
2	Collins.....	Boston and Louisville....	75	128	185	30	343	.913
3	Shindle.....	Brooklyn.....	118	149	263	41	453	.909
4	{ Grenninger.....	Cleveland.....	18	25	37	7	69	.898
	{ Nash.....	Boston.....	133	199	252	51	502	.898
5	Davis.....	New York.....	87	121	162	33	316	.895
6	McGarr.....	Cleveland.....	108	130	223	44	397	.889
7	Gray.....	Cincinnati.....	25	39	54	12	105	.886
8	Clingman.....	Pittsburg.....	108	148	256	53	457	.884
9	Reitz.....	Baltimore.....	17	19	28	5	42	.881

THIRD BASEMEN—*Continued.*

Rank.	NAME.	CLUB.	Games.	Put Outs.	Assists.	Errors.	Total Chances.	Per cent.
10	McGraw.....	Baltimore.....	93	100	238	46	384	.880
11	{ Genins.....	Pittsburg.....	15	23	41	9	73	.877
	{ Lyons.....	St. Louis.....	33	61	53	16	130	.877
12	Latham.....	Cincinnati.....	107	123	203	48	374	.871
13	Farrell.....	New York.....	25	29	50	12	91	.868
14	Everett.....	Chicago.....	130	175	264	72	511	.859
15	Joyce.....	Washington.....	127	187	234	73	494	.852
16	Miller.....	St. Louis.....	42	48	66	23	137	.832
17	Preston.....	Louisville.....	24	27	44	22	93	.763
18	Samuels.....	St. Louis.....	19	22	33	19	74	.743
19	Bonner.....	Baltimore and St. Louis..	21	17	26	18	61	.705

SHORT STOPS.

1	Jennings.....	Baltimore.....	131	425	460	53	938	.943
2	{ Corcoran.....	Brooklyn.....	128	305	496	60	861	.930
	{ Ely.....	St. Louis.....	118	247	415	50	712	.930
3	Smith.....	Cincinnati.....	127	253	458	57	768	.926
4	Stuart.....	Pittsburg.....	17	36	62	9	107	.916
5	Fuller.....	New York.....	126	270	491	71	832	.914
6	McKean.....	Cleveland.....	132	256	432	67	755	.911
7	Dahlen.....	Chicago.....	131	290	533	84	907	.907
8	Glasscock.....	Louisville and Washingt'n	38	84	155	26	265	.902
9	Reilly.....	Philadelphia.....	31	49	103	17	169	.899
10	Long.....	Boston.....	124	295	407	80	782	.898
11	Sheibeck.....	Washington.....	44	97	152	30	279	.892
12	Cross.....	Pittsburg.....	108	267	327	75	669	.888
13	Sullivan.....	Philadelphia.....	87	186	271	61	518	.882
14	Shugart.....	Louisville.....	85	184	253	63	500	.874
15	Coogan.....	Washington.....	16	36	50	30	116	.741

OUTFIELDERS.

1	Hassamaer.....	Washington and Louisville	72	96	4	2	102	.980
2	Griffin.....	Brooklyn.....	131	361	20	11	392	.972
3	Murphy.....	New York.....	32	57	4	2	63	.968
4	{ Shoch.....	Brooklyn.....	39	72	6	3	81	.963
	{ Wright.....	Louisville.....	59	128	4	5	137	.963
5	{ Thompson.....	Philadelphia.....	118	188	32	9	229	.961
	{ Brodie.....	Baltimore.....	130	301	20	11	332	.961
6	McAlear.....	Cleveland.....	132	349	16	16	381	.958
7	Keeler.....	Baltimore.....	131	248	19	11	278	.957
8	Holliday.....	Cincinnati.....	31	60	3	3	66	.954
9	Donovan.....	Pittsburg.....	126	189	13	10	212	.953
10	Sheehan.....	St. Louis.....	38	52	8	3	63	.952
11	Duffy.....	Boston.....	131	327	21	20	368	.946
12	Delehanty.....	Philadelphia.....	100	230	29	15	274	.945
13	Tiernan.....	New York.....	119	181	8	12	201	.943
14	Tenney.....	Boston.....	25	41	6	3	50	.940
15	{ Kelley.....	Baltimore.....	131	258	21	18	297	.939
	{ Hogriever.....	Cincinnati.....	64	175	11	12	198	.939
16	Brown.....	Washingt'n and Louisville	118	274	16	19	309	.938
17	Miller.....	Cincinnati.....	132	245	28	21	294	.928

OUTFIELDERS—*Continued.*

Rank.	NAME.	CLUB.	Games.	Put Outs.	Assists.	Errors.	Total Chances.	Per cent.
18	Dowd.....	St. Louis.....	113	230	14	20	264	.924
19	Lange.....	Chicago.....	122	298	32	29	359	.919
20	Hamilton.....	Philadelphia.....	121	310	12	29	351	.917
21	{ Genins.....	Pittsburg.....	27	54	0	5	59	.915
	{ Cooley.....	St. Louis.....	125	325	21	32	378	.915
22	{ Collins.....	Boston and Louisville....	26	49	5	5	59	.915
	{ Gettinger.....	Louisville.....	60	124	3	12	139	.914
23	{ Selbach.....	Washington.....	118	288	20	29	337	.914
	{ Stenzel.....	Pittsburg.....	131	260	20	27	307	.912
24	{ Ryan.....	Chicago.....	108	159	16	17	192	.911
	{ Burns.....	New York and Brooklyn.	49	85	8	9	102	.911
25	Blake.....	Cleveland.....	83	120	12	13	145	.910
26	Wilmot.....	Chicago.....	108	224	17	24	265	.909
27	Abbey.....	Washington.....	133	278	30	32	340	.906
28	Burke.....	New York and Cincinnati	95	215	14	24	253	.905
29	{ Clarke.....	Louisville.....	132	338	25	41	404	.899
	{ Van Haltren.....	New York.....	131	256	28	32	316	.899
30	Preston.....	Louisville.....	25	45	7	6	58	.897
31	Burkett.....	Cleveland.....	132	274	18	35	327	.893
32	Smith.....	Pittsburg.....	124	255	16	32	303	.891
33	Bannon.....	New York.....	21	32	8	5	45	.889
34	{ Foutz.....	Brooklyn.....	20	28	3	4	35	.886
	{ McCarthy.....	Boston.....	108	203	23	29	255	.886
35	Shugart.....	Louisville.....	27	63	5	9	77	.883
36	G. Tebeau.....	Cleveland.....	47	55	3	8	66	.879
37	Bannon.....	Boston.....	121	208	29	33	270	.878
38	Anderson.....	Brooklyn.....	103	211	11	31	253	.877
39	{ Hoy.....	Cincinnati.....	107	233	13	35	281	.875
	{ Treadway.....	Brooklyn.....	85	117	9	18	144	.875
40	{ Decker.....	Chicago.....	55	101	4	16	121	.868
	{ Turner.....	Philadelphia.....	48	93	6	15	114	.868
41	Holmes.....	Louisville.....	28	39	8	9	56	.839
42	Sweeney.....	Louisville.....	21	25	2	7	34	.794
43	Miller.....	St. Louis.....	21	29	3	10	42	.762
44	Boyd.....	Washington.....	17	18	0	6	24	.750

CATCHERS' RECORD.

Rank.	NAME.	CLUB.	Games Played.	Put Outs.	Assists.	Errors.	Passed Balls.	Total Chances.	Percentage Accepted.
1	Dailey.....	Brooklyn.....	38	130	29	5	2	166	.958
2	{ Robinson.....	Baltimore.....	74	242	77	7	9	335	.952
	{ Clements.....	Philadelphia.....	84	233	74	7	11	375	.952
3	Ganzel.....	Boston.....	71	352	69	18	9	448	.939
4	Zimmer.....	Cleveland.....	82	313	76	9	19	417	.933
5	Clarke.....	Baltimore.....	57	175	64	10	9	258	.926

CATCHERS' RECORD—Continued.

Rank.	NAME.	CLUB.	Games Played.	Put Outs.	Assists.	Errors.	Passed Balls.	Total Chances.	Percentage Accepted.
6	{ Grimm.....	Brooklyn.....	89	247	108	20	9	384	.924
	{ Kittredge.....	Chicago.....	58	194	49	7	13	263	.924
7	{ Peitz.....	St. Louis.....	70	257	83	22	7	369	.921
	{ Tenney.....	Boston.....	18	64	18	1	6	89	.921
8	McGuire.....	Washington.....	132	412	177	38	23	650	.906
9	Farrell.....	New York.....	62	258	72	18	18	366	.902
10	Murphy.....	Cincinnati.....	22	71	18	8	2	99	.899
11	Warner.....	Louisville.....	61	197	52	15	14	278	.896
12	Vaughn.....	Cincinnati.....	75	264	83	23	18	388	.894
13	Miller.....	St. Louis.....	44	163	46	16	9	234	.893
14	Otten.....	St. Louis.....	22	75	15	6	5	101	.891
15	Buckley.....	Philadelphia.....	29	151	27	17	5	200	.890
16	Wilson.....	New York.....	51	230	87	23	20	360	.880
17	Spies.....	Cincinnati & Louisville.....	36	131	51	21	4	207	.879
18	Sugden.....	Pittsburg.....	45	179	57	22	11	269	.877
19	{ Merritt.....	Cincinnati & Pittsburg.....	84	314	82	25	31	452	.876
	{ Kinslow.....	Pittsburg.....	17	68	10	3	8	89	.876
20	Ryan.....	Boston.....	43	170	47	10	21	248	.875
21	Donohue.....	Chicago.....	62	234	52	28	13	327	.874
22	Grady.....	Philadelphia.....	32	99	7	9	7	122	.869
23	O'Connor.....	Cleveland.....	47	130	46	13	16	205	.859
24	Schriver.....	New York.....	18	69	22	10	6	107	.850
25	Welch.....	Louisville.....	22	76	31	14	8	129	.752
26	Moran.....	Chicago.....	15	49	21	18	11	99	.707


PITCHERS' RECORD IN ALPHABETICAL ORDER.

NAME.	CLUB.	Games played.	Games won, exclusive of tie games.	Av. runs scored per game.	Av. runs earned per game.	Per cent. of base hits off pitcher.	Bases given on called balls.	No. struck out.	Per cent. fielding chances acc'pt'd.
Anderson.....	Washington.....	24	.390	8.38	4.04	.326	89	31	.906
Breitenstein.....	St. Louis.....	51	.449	5.86	3.11	.258	169	131	.900
Carsey.....	Philadelphia.....	40	.625	6.72	3.30	.313	113	59	.800
Clarke.....	New York.....	33	.531	5.45	2.60	.286	58	68	.864
Clarkson.....	St. Louis & Baltim're	23	.478	6.04	3.31	.306	84	32	.805
Cunningham.....	Louisville.....	28	.371	6.64	2.77	.309	100	47	.882
Cuppy.....	Cleveland.....	40	.589	5.35	2.50	.276	93	94	.884
Daub.....	Brooklyn.....	19	.631	7.05	2.94	.281	50	38	.894
Dolan.....	Boston.....	23	.600	6.17	2.91	.225	71	56	.898
Dwyer.....	Cincinnati.....	33	.545	6.00	3.00	.300	73	43	.902
Ehret.....	St. Louis.....	29	.310	7.62	5.10	.329	87	55	.772
Esper.....	Baltimore.....	24	.310	5.16	2.71	.270	75	39	.809

PITCHERS' RECORD—*Continued.*

NAME.	CLUB.	Games played.	Games won, exclusive of tie games.	Av. runs scored per game.	Av. runs earned per game.	Per cent. of base hits off pitcher.	Bases given on called balls.	No. struck out.	Per cent. fielding chances acc't'd.
Foreman.....	Pittsburg.....	16	.562	5.19	1.87	.269	66	55	.814
Foreman.....	Cincinnati.....	22	.429	7.00	3.09	.291	83	61	.848
German.....	New York.....	20	.400	7.60	3.40	.321	74	34	.938
Griffith.....	Chicago.....	39	.658	6.28	2.77	.297	88	83	.888
Gumbert.....	Brooklyn.....	26	.461	7.00	3.65	.310	65	43	.916
Hart.....	Pittsburg.....	29	.517	6.51	2.59	.284	138	85	.790
Hawley.....	Pittsburg.....	51	.592	4.70	2.21	.264	113	140	.848
Hoffer.....	Baltimore.....	37	.810	3.92	1.86	.222	121	78	.933
Hemming.....	Baltimore.....	31	.709	4.93	3.03	.245	96	44	.852
Hutchison.....	Chicago.....	32	.437	6.93	3.43	.312	118	93	.828
Inks.....	Louisville.....	25	.280	7.28	3.08	.352	65	43	.848
Kennedy.....	Brooklyn.....	36	.734	5.50	3.61	.288	102	41	.847
Kissenger.....	Balt'more & St. Louis	17	.312	9.52	5.63	.303	53	32	.935
Lucid.....	Brooklyn & Phila...	25	.560	6.80	3.48	.200	109	33	.793
Maul.....	Washington.....	16	.625	4.18	1.94	.272	32	34	.913
Meekin.....	New York.....	27	.629	6.29	3.40	.233	68	76	.775
Mercer.....	Washington.....	37	.388	7.62	4.34	.333	91	86	.825
McDermott.....	Louisville.....	22	.238	9.00	3.41	.260	100	43	.689
McGill.....	Philadelphia.....	16	.625	6.12	3.75	.265	72	59	.867
McMahon.....	Baltimore.....	15	.714	3.60	2.00	.233	31	36	.771
Nichols.....	Boston.....	44	.681	4.82	2.54	.265	82	146	.884
Parrott.....	Cincinnati.....	30	.400	6.93	3.50	.328	79	53	.861
Rhines.....	Cincinnati.....	31	.660	5.97	2.93	.283	76	69	.813
Rusie.....	New York.....	45	.533	5.42	2.55	.248	159	199	.811
Staley.....	St. Louis.....	17	.351	7.53	4.29	.298	34	27	.903
Stein.....	Brooklyn.....	28	.534	6.25	3.21	.290	92	56	.833
Stivetts.....	Boston.....	31	.631	6.21	3.42	.285	92	102	.867
Stocksdale.....	Wash. & Boston....	21	.381	7.52	3.61	.316	58	30	.885
Sullivan.....	Cleveland & Boston.	25	.520	6.72	3.36	.317	79	47	.646
Taylor.....	Philadelphia.....	40	.625	6.32	3.20	.276	87	84	.944
Terry.....	Chicago.....	37	.567	6.00	2.57	.269	133	93	.820
Wallace.....	Cleveland.....	27	.560	6.11	2.71	.274	89	64	.863
Weyhing.....	Lou'ville & Pitts'g...	27	.296	8.00	4.07	.304	79	60	.776
Young.....	Cleveland.....	45	.777	3.91	1.71	.283	74	121	.932

It will be seen by the above record Rusie led all the pitchers in the number of batsmen he struck out, Nichols being second, Hawley third and Stivetts fourth. Rusie, on the other hand, gave the most bases on balls, Hart being the next most costly, followed by Terry, Hoffer, Hutchison, Hawley, Lucid, Kennedy and McDermott. The most runs scored off a pitcher were off Kissenger. The best fielder was Taylor and Young the most effective in having the smallest average of runs earned while he was in the box, Inks had the most base-hits made off his batting.



THE college club season of 1895 ranks with the best on record in the number and character of the contests which took place during the campaign.

It is pleasing to record the fact that the success of the game has progressed in the college arena to a greater extent during the past season than ever before; though it has to be said that there is still room for improvement, especially in regard to a needed revision of the playing rules of the game which now govern our college clubs. College ball players, one would imagine, should have been leaders of the professional organizations in regard to having a perfect

code of rules to govern their play; instead of which, however, the college clubs are but mere followers of the professionals. Defective as are some of the playing rules of the National League those of the college arena are still more so.

Besides the three large universities of the East in 1895 which were prominent, as usual, in the college arena, the nines of the University of Pennsylvania, of Cornell and of Georgetown College specially distinguished themselves; besides which more college nines of Southern universities took part in the season's campaign than usual last year. But the feature of the season was the last of the series of contests—so Harvard says—between the "big three" of the arena, the campaign of which we now give in full.

The Yale-Princeton-Harvard Campaign of 1895.

Harvard was "not in it" in the trio's pennant race of 1895. The three clubs opened their special campaign on May 11 at Princeton, on which occasion the visiting Harvard nine were handsomely taken into camp by the Princetons by a score of 7 to 2 in runs, 8 to 7 in base hits, 5 to 0 in earned runs—earned off base hits and base-running combined, not off the pitching alone—2 to 4 in fielding errors, and 2 to 5 in stolen bases. Princeton took the lead in the first inning, after blanking the visitors by 1 to 0, and the score was not changed until the fifth inning, when the home batsmen punished Highlands' pitching to the tune of 7 clean hits, yielding 6 runs, which virtually gave them the game then and there. Harvard scored their only runs in the eighth and ninth innings. As Altman was injured in the Lehigh game, and was unable to play, Wilson, the substitute pitcher, was put in the box, and held the Harvard men down to seven hits, which were well scattered. The score is as follows:

HARVARD.						PRINCETON.					
R.	1B.	PO.	A.	E.	R.	1B.	PO.	A.	E.		
Rand, l.f.....	1	1	1	0	1	Payne, l.f.....	2	1	4	0	0
Whittemore, s.s....	0	1	1	5	0	Ward, 2b.....	1	1	1	6	0
Hayes, r.f.....	0	1	0	0	0	Bradley, r.f.....	0	0	1	0	0
Scannell, c.....	0	0	5	1	1	Trenchard, c.....	1	1	6	1	1
Wrenn, 2b.....	0	0	4	2	0	Williams, c.....	0	0	3	0	0
Burgess, c.f.....	1	2	1	1	1	Otto, lb.....	0	1	8	1	1
Adams, 3b.....	0	2	2	1	0	Wilson, p....	1	1	2	8	0
Stevenson, 1b.....	0	0	9	0	1	Gunster, 3b.....	1	1	0	0	0
Highlands, p.....	0	0	1	1	0	Brooks, s.s.....	0	1	1	2	0
Totals.....	2	7	24	11	4	Easton, c.f.....	1	1	1	0	0
						Totals.....	7	8	27	18	2
Harvard.....	0	0	0	0	0	0	0	0	1	1-2	
Princeton.....	1	0	0	0	6	0	0	0	0	x-7	

Earned runs—Princeton, 5. Stolen bases—Harvard, 5; Princeton, 2. Struck out—By Wilson, 7; by Highlands, 3. Hit by pitched ball—Gunster. Wild pitch—Wilson. Time of game—1:45. Umpire—Mr. Adams. Attendance—4,000.

The second game of the championship series took place at New Haven on May 18, on which occasion the Yale nine played their first game with Princeton, the home team finding it a very difficult task to defeat the visitors by 1 to 0 in runs, 3 to 2 in base-hits, 0 to 0 in earned runs, 3 to 2 in fielding errors and 3 to 2 in "battery" errors. The contest proved to be close and exciting from first to last. From the first to the seventh innings neither side were able to get in a single run, the box work of Carter and Altman being up to the highest mark, as was the fielding on both sides. In the seventh inning Carter's arm failed him, Trudeau taking his place in pitching. It was in the seventh inning that Yale scored a run, and it proved to be the winning run, as Princeton was shut out, Trudeau doing effective work. Indeed, the "batteries" on both sides were very strong and Princeton's infield play very fine. Here is the score of this brilliant game:

PRINCETON.						YALE.					
R.	1B.	PO.	A.	E.		R.	1B.	PO.	A.	E.	
Payne, l.f.....	0	0	0	0	0	Rustin, s.s.....	0	0	1	4	2
Ward, 2b.....	0	0	1	5	1	Keator, r.f.....	0	0	1	0	0
Bradley, r.f....	0	1	3	0	0	Redington, c.f... 0	1	3	0	0	0
Altman, p.....	0	0	2	0	0	Carter, p.....	0	0	0	5	0
Otto, 1b.....	0	0	8	2	0	Trudeau, p.....	0	0	0	0	0
Williams, c.....	0	0	1	1	0	Stephenson, 1b... 0	0	10	0	0	0
Gunster, 3b.....	0	0	2	2	0	J. Quinby, 2b.... 1	0	0	1	0	0
Brooks, s.s.....	0	0	4	3	1	Speer, l.f.....	0	2	2	0	0
Easton, c.f.....	0	1	3	0	0	Fincke, 3b.....	0	0	1	1	1
Totals.....	0	2	24	13	2	Greenway, c..... 0	0	9	1	0	0
						Totals.....	1	3	27	12	3

Princeton..... 0 0 0 0 0 0 0 0 0 0 0—1
 Yale..... 0 0 0 0 0 0 0 1 0 0 x—1
 Sacrifice bunt hits—Ward, Easton and Carter. Struck out—By Carter, 3 ;
 by Trudeau, 4. Bases on balls—Trudeau, 3 ; Altman, 2. Time of game
 —1:03. Umpire—Mr. O'Rourke.

The third game of the series was played at Cambridge on May 30 and the result of the contest was the success of the Princetons in their second game with the Harvards by the one-sided score of 14 to 2 in runs, 16 to 7 in base hits, 1 to 0 in earned runs, 1 to 8 in fielding errors, 5 to 1 in battery errors and 3 to 5 in stolen bases. Princeton secured the lead in the second inning and at the end of the sixth inning had the game in their hands by 8 to 0. Fielding errors were responsible for a majority of the runs, as only one run was earned in the entire game. Winslow's third base play was the redeeming feature of the Harvard's infield play, while Brooks and Ward bore off the palm on the other side. Not a run was earned off Wilson's pitching. Here is the score :

PRINCETON.						HARVARD.					
R.	1B.	PO.	A.	E.		R.	1B.	PO.	A.	E.	
Payne, l.f.....	1	2	2	0	0	Winslow, 3b.....	1	1	2	5	1
Ward, 2b.....	3	2	2	6	0	Rand, l.f.....	0	0	2	0	3
Bradley, r.f.....	2	2	0	0	0	Whittemore, s.s. 0	1	0	0	0	0
Brooks, s.s.....	1	2	4	5	0	McVey, s s.....	0	0	0	3	1
Easton, c.f.....	2	1	1	0	0	Scannell, c.....	0	0	6	1	0
Otto, 1b.....	3	1	10	2	0	Stevenson, 1b... 0	0	9	0	2	0
Wilson, p.....	1	3	2	1	0	Hayes, r.f.....	0	1	0	0	0
Williams, c.....	1	3	5	1	1	Burgess, c.f.....	1	1	5	0	0
Gunster, 3b.....	0	0	1	1	0	Wrenn, 2b.....	0	2	3	1	0
Totals.....	14	16	27	16	1	Highlands, p.... 0	1	0	0	0	0
						Paine, p.....	0	0	0	1	1
						Totals.....	2	7	27	11	8

Princeton..... 0 1 4 1 2 0 4 2 0—14
 Harvard..... 0 0 0 0 0 1 1 0 0—2
 Earned runs—Princeton, 1. Stolen bases—Ward, Brooks, Otto, Winslow (2), Rand (2), Whittemore. First base on errors—Princeton, 5. Base on balls—Rand, Hayes, Wrenn, Highlands. Struck out—Payne, Bradley (2), Gunster (2), Winslow, Rand, McVey, Scannell, Stevenson. Double play—Williams and Otto. Wild pitch—Payne. Passed ball—Williams. Time of game—2:10. Umpire—Mr. O'Rourke.

This victory for Princeton placed Harvard in the rear in the race. The fourth game of the series took place at Princeton on June 8, it being the return game, and once more the Yales came off victorious by a single run, the visitors winning by 9 to 8 in runs, 14 to 14 in base hits, 4 to 4 in earned runs, and 3 to 2 in fielding errors. The game opened evenly in the

first innings by 1 to 1; but in the second innings the home team punished Carter's pitching badly, his arm giving out, and then Trudeau took his place. The score at the end of the second innings stood 7 to 1 in Princeton's favor, with the game virtually in their hands. Now it was that Yale began a very telling rally, they playing a fine up-hill game, the result of which was that at the end of the sixth innings the visitors had not only recovered their lost ground, but had taken the lead by 8 to 7, and finally came in victors by 9 to 8. Four runs were scored off Easton's pitching in the first three innings, and five runs off that of Wilson in the last six innings. Ward's second base play and the fine catching of Trenchard and Greenway were the fielding features. Here is the score:

YALE.						PRINCETON.						
R.	1B.	PO.	A.	E.		R.	1B.	PO.	A.	E.		
Rustin, s.s.	2	1	1	3	1	Payne, l.f.	3	4	0	0	1	
Keator, r.f.	3	4	1	0	1	Ward, 2b.	1	2	4	5	0	
Redington, 2b.	0	2	1	2	0	Bradley, r.f.	1	1	1	1	0	
Carter, p., c.f.	1	3	1	0	0	Altman, c.f.	1	1	0	0	0	
Stephenson, 1b.	0	1	11	1	0	Trenchard, c.	0	2	9	2	0	
Letton, c.f.	0	0	1	0	0	Brooks, s.s.	0	1	1	4	0	
Speer, l.f.	0	0	1	1	0	Easton, p.	1	2	1	1	1	
S. Quinby, 2b.	1	3	1	3	1	Otto, 1b.	0	0	10	0	0	
Greenway, c.	2	0	8	2	0	Gunster, 3b.	1	0	1	1	0	
Trudeau, p.	0	0	1	1	0	Wilson, p.	0	0	0	1	0	
						Smith, 3b.	0	1	0	0	0	
Totals	9	14	27	13	3	Totals	8	14	27	15	2	
Princeton				1	6	0	0	0	0	1	0	0-8
Yale				1	0	3	0	0	4	1	0	0-9

Earned Runs—Yale, 4; Princeton, 4. Passed ball—Trenchard. Double play—Quinby to Stephenson. Hit by pitcher—Speer, Greenway. Struck out—By Easton, 2; by Altman, 1; by Wilson, 2; by Carter, 3; by Trudeau, 5. Time of game—2:45. Umpire—Mr. Adams.

Yale had now beaten Princeton twice, and the latter had similarly disposed of Harvard, and now all that was needed to win the championship was for Yale to defeat Harvard, and on June 20 the Yales met their old rivals at Cambridge and took them into camp again by 7 to 4 in runs, 15 to 6 in base hits, 6 to 1 in earned runs, 5 to 4 in fielding errors, 2 to 0 in stolen bases, and 5 to 1 in battery errors. The game opened with a score of 1 to 1, and for six innings the contest was exciting in the extreme, Harvard leading at the end of the sixth by 2 to 1. Trudeau then succeeded Carter in the box. In the seventh inning the visitors "got on to Highlands' curves" to the tune of 6 runs, and then they virtually gave the game to Yale. The score is as follows:

YALE.						HARVARD.						
R.	1B.	PO.	A.	E.		R.	1B.	PO.	A.	E.		
Rustin, s.s.	2	2	2	2	1	Rand, l.f.	0	0	1	0	1	
Keator, r.f.	1	1	0	0	1	Winslow, 3b.	1	1	2	3	1	
Redington, 2b., c.f.	1	1	3	0	0	Scannell, c.	1	1	2	0	0	
Carter, p., 2b.	1	2	1	1	0	Hayes, r.f.	0	0	2	0	0	
Stephenson, 1b.	1	3	6	0	0	Highlands, p.	0	2	0	1	0	
Speer, l.f.	1	2	1	0	0	Paine, c.f.	0	0	5	1	0	
Letton, c.f.	0	1	2	1	1	Stevenson, 1b.	1	2	14	0	0	
Quinby, 3b.	0	1	1	0	1	McVey, s.s.	0	0	1	5	1	
Greenway, c.	0	2	11	1	1	Wrenn, 2b.	1	0	0	3	1	
Trudeau, p.	0	0	0	1	0							
Totals	7	15	27	6	5	Totals	4	6	27	13	4	
Yale				1	0	0	0	0	0	6	0	0-7
Harvard				1	0	0	0	0	1	0	0	2-4

Earned runs—Yale, 6; Harvard 1. Sacrifice hits—Keator and Redington. Stolen bases—Rustin and Speer. First base on balls—Carter, Rand, Wrenn (2), and Hayes. Wild pitch—Trudeau. Struck out—McVey (2) Winslow (2), Scannell (2), Hayes (2), Paine and Trudeau. Time of game—1:55. Umpire Mr. O'Rourke. Attendance, 3,000.

The Yales were now champions, but the last game was played on June 25 at New Haven, and a victory for the home team was regarded as a foregone conclusion. The result of the contest was a shut-out for the visitors by 5 to 0 in runs; 7 to 2 in base hits; 1 to 0 in earned runs; 2 to 4 in fielding errors; 3 to 0 in stolen bases, and 2 to 1 in battery errors. For Yale Carter pitched seven innings with all of his old-time vigor, and struck out seven men, retiring Paine and Stephenson in rotation after Highlands had reached third. In the seventh he took Redington's place at second, and there played a brilliant game. Keator, who has played left field so well for two years, will probably be the next captain of the Yale nine. The score follows:

HARVARD.						YALE.					
	R.	1B.	PO.	A.	E.		R.	1B.	PO.	A.	E.
Whittemore, s.s.....	0	0	2	5	2	Rustin, s.s.....	1	2	0	5	0
Rand, l.f.....	0	0	2	0	0	Keator, r.f.....	1	1	0	0	0
Winslow, 3b.....	0	1	0	2	1	Redington, 2b.,c.f	0	0	5	2	1
Scannell, c.....	0	0	4	6	0	Carter, p., 2b....	0	1	2	6	0
Hayes, r.f.....	0	0	1	1	0	Stephenson, 1b..	1	0	5	1	0
Highlands, p.....	0	1	1	0	0	Speer, l.f.....	1	1	2	0	0
Paine, c.f.....	0	0	1	0	0	Letton, c.f.....	0	1	2	0	0
Stevenson, 1b.....	0	0	12	0	1	Quinby, 3b.....	0	0	1	0	1
Wrenn, 2b.....	0	0	1	1	0	Greenway, c.....	1	1	9	1	0
McVey, s.s.....	0	0	0	1	0	Wilcox, c.....	0	0	1	0	0
						Trudeau, p.....	0	0	0	0	0
						Harris, l.f.....	0	0	0	0	0
Totals.....	0	2	24	16	4	Totals.....	5	7	27	15	2
Harvard.....	0	0	0	0	0	0	0	0	0	0	0-0
Yale.....	2	0	0	0	0	3	0	0	0	0	x-5

Earned runs—Yale, 1. Hit by pitched ball—Greenway. First base on balls—Winslow, Stephenson. Wild pitch—Highlands. Struck out—By Carter, 7; by Highlands, 3. Stolen bases—Rustin, Quinby, Greenway. Sacrifice hit—Quinby. Time of game—1:45. Umpire—Mr. O'Rourke.

The following is the summary of the scores:

Date.	Contesting Clubs.	Where Played.	Pitchers.	Score.
May 11	Princeton vs. Harvard.....	Princeton...	Wilson...Highlands	7-2
" 18	Yale vs. Princeton.....	New Haven.	Carter.....Altman	1-0
" 30	Princeton vs. Harvard.....	Cambridge..	Wilson..Highlands	14-2
June 8	Yale vs. Princeton.....	Princeton...	Trudeau...Wilson	9-8
" 20	Yale vs. Harvard.....	Cambridge..	Carter...Highlands	7-4
" 25	Yale vs. Harvard.....	New Haven.	Carter...Highlands	5-0

The percentage record is appended:

CLUBS.	Yale.	Princeton	Harvard.	Victories.	Per cent. Victories.
Yale.....		{ 1 to 0 9 to 8 }	{ 7 to 4 5 to 0 }	4	1.000
Princeton.....	0		{ 7 to 2 14 to 2 }	2	.500
Harvard.....	0	0		0	.000
Defeats.....	0	2	4	6	

This is the first time Yale has ever won the championship of the "big three" campaign with so high a percentage as 1.000. In 1894 the percentage figures were Yale, .800; Princeton, .500, and Harvard, .200.

The Championship Battles of Yale and Harvard, from 1868 to 1895, Inclusive.

'As there is a probability that the college base ball teams of Harvard and Yale will not compete together in 1896, we have deemed it an appropriate time to review their respective records in the base ball arena, which, up to date, covers a period of twenty-seven years. The official record sent us from Harvard, showing the games played between the two universities from July, 1868, to June, 1895, is appended. Omitting the six exhibition games of 1883 and 1884—all won by Yale—Yale leads Harvard in the regular contests by 39 games to 35, Harvard leading in runs scored by 541 runs to 535. Including the exhibition games, Yale "Chicagoed" Harvard in 9 games to Harvard's 2. In victories at home grounds Yale led Harvard by 13 to 9. Harvard won championship honors in contests with Yale fourteen seasons out of the twenty-seven years, Yale being successful in eleven years; three seasons the contests were undecided. From 1872 to 1878 the matches were best two out of three. From the latter year to 1880 the series were best three out of five games. In 1881, they returned to the rule of best two out of three, and from 1886 to 1890 a five-game series was played. No match took place in 1891. In 1892 the score of the series was a tie, 2 games to 2, and as Yale declined to play the rubber game there was no finish, though Harvard under professional rules would have won by default. Here is the official record in full:

Date.	Place.	Winner.	Score.
1868 July 25....	Worcester.....	Harvard.....	25-17
1869 July 5....	Brooklyn.....	Harvard.....	41-24
1870 July 4....	New Haven.....	Harvard....	24-22
1871 July 5....	New Haven.....	Harvard.....	22-19
1872 June 1....	New Haven.....	Harvard.....	32-13
June 8....	Boston.....	Harvard.....	19-11
1873 May 24....	New Haven.....	Harvard.....	16-15
May 31....	Cambridge.....	Harvard.....	29-5
1874 July 14....	Saratoga.....	Yale.....	4-0
July 15....	Saratoga.....	Yale.....	7-4
1875 June 26....	Boston.....	Yale.....	9-4
June 28....	New Haven.....	Yale.....	11-4
1876 June 3....	Cambridge.....	Harvard.....	4-3
June 26....	New Haven.....	Yale.....	7-6
July 1....	Hartford.....	Harvard.....	5-1
1877 May 26....	New Haven.....	Yale.....	5-0
June 22....	Cambridge.....	Harvard.....	10-1
July 1....	Hartford.....	Harvard.....	5-2
1878 May 18....	New Haven.....	Yale.....	4-3
May 25....	Cambridge.....	Yale.....	11-5
June 24....	New Haven.....	Harvard.....	11-8
June 26....	Cambridge.....	Harvard.....	9-2
June 29....	Hartford.....	Harvard.....	16-3
1879 May 10....	New Haven.....	Yale.....	11-5
May 17....	Cambridge.....	Harvard.....	2-0
June 23....	New Haven.....	Yale....	9-5
June 25....	Cambridge.....	Harvard.....	7-3
June 28....	Providence.....	Harvard.....	9-4
1880 May 15....	New Haven.....	Yale.....	21-4
May 29....	Cambridge.....	Yale.....	2-1
June 28....	New Haven.....	Harvard.....	3-1
June 30....	Cambridge.....	Yale.....	3-0
1881 May 14....	Cambridge.....	Harvard.....	14-9
May 27....	New Haven.....	Yale.....	8-5

YALE AND HARVARD RECORD—*Continued.*

Date.	Place.	Winner.	Score.
1882 May 27.....	New Haven.....	Harvard.....	10-7
June 22.....	Cambridge.....	Yale.....	5-4
1883 May 12.....	New Haven.....	Yale.....	3-0
May 26.....	Cambridge.....	Yale.....	5-1
June 20.....*	Cambridge.....	Yale.....	4-1
June 26.....*	New Haven.....	Yale.....	1-0
July 3.....*	New Haven.....	Yale.....	2-1
July 4.....*	Philadelphia.....	Yale.....	23-9
1884 May 10.....*	Cambridge.....	Yale.....	8-1
May 17.....	New Haven.....	Harvard.....	8-7
June 21.....	Cambridge.....	Harvard.....	17-4
June 24.....*	New Haven.....	Yale.....	6-2
June 27.....	Brooklyn.....	Yale.....	4-2
1885 May 16.....	New Haven.....	Harvard.....	12-4
June 20.....	Cambridge.....	Harvard.....	16-2
1886 May 29.....	Cambridge.....	Harvard.....	14-2
June 19.....	New Haven.....	Yale.....	6-5
June 26.....	Cambridge.....	Harvard.....	5-1
June 29.....	New Haven.....	Harvard.....	10-9
July 3.....	Hartford.....	Yale.....	7-1
1887 May 14.....	New Haven.....	Yale.....	14-2
June 8.....	Cambridge.....	Harvard.....	7-5
June 25.....	Cambridge.....	Yale.....	5-4
June 28.....	New Haven.....	Yale.....	6-3
1888 May 19.....	New Haven.....	Yale.....	7-1
June 9.....	Cambridge.....	Harvard.....	7-3
June 23.....	Cambridge.....	Yale.....	8-0
June 26.....	New Haven.....	Yale.....	5-3
1889 May 25.....	New Haven.....	Yale.....	15-3
June 20.....	Cambridge.....	Yale.....	4-3
June 22.....	Cambridge.....	Yale.....	7-5
June 25.....	New Haven.....	Yale.....	8-4
1890 May 17.....	New Haven.....	Yale.....	8-0
May 31.....	Cambridge.....	Harvard.....	9-8
June 21.....	Cambridge.....	Harvard.....	4-3
June 24.....	New Haven.....	Yale.....	7-1
June 28.....	Springfield.....	Yale.....	4-3
1892 June 23.....	Cambridge.....	Harvard.....	5-0
June 28.....	New Haven.....	Yale.....	4-3
1893 June 24.....	Cambridge.....	Harvard.....	3-2
June 27.....	New Haven.....	Yale.....	3-0
July 1.....	New York.....	Harvard.....	6-4
1894 June 21.....	Cambridge.....	Yale.....	5-1
June 26.....	New Haven.....	Yale.....	2-0
1895 June 20.....	Cambridge.....	Yale.....	7-4
June 25.....	New Haven.....	Yale.....	5-0

* Exhibition games.

The Intercollegiate Series.

The college teams of Dartmouth, Williams and Amherst had an interesting championship campaign in 1895, which ended in favor of the Dartmouth team by a record of 6 victories and 2 defeats to Williams' 4 victories and 4 defeats, and Amherst's 2 victories and 6 defeats. Here is the record:

Date.	Competing Clubs.	Where Played.	Pitchers.	Score.
May 9	Amherst vs. Williams.....	Amherst....	Gregory.. J. Lynch	11-1
" 18	Williams vs. Dartmouth....	Williamst'n.	Lewis.... Dinsmore	5-2
" 19	Williams vs. Dartmouth....	Williamst'n.	Clarke..... Tabor	8-1
" 25	Dartmouth vs. Amherst....	Amherst....	Dinsmore... Gregory	7-2
" 26	Dartmouth vs. Amherst....	Amherst....	Dinsmore... Stearns	8-6
" 30	Williams vs. Amherst.....	Williamst'n.	Clarke.... Gregory	5-2
June 12	Williams vs. Amherst.....	Williamst'n.	Lewis.... Gregory*	2-1
" 19	Dartmouth vs. Amherst....	Hanover....	Dinsmore .. Stearns	6-0
" 16	Dartmouth vs. Amherst....	Hanover....	Dinsmore Smith	10-9
" 23	Amherst vs. Williams.....	Williamst'n.	Gregory..... Lewis	5-2
" 8	Dartmouth vs. Williams:...	Hanover....	Dinsmore Lewis	0-4
" 9	Dartmouth vs. Williams....	Hanover....	D'more;Cl'ke Lewis	13-8

*Twelve innings.

The percentage record is appended:

CLUBS.	Dartmouth.	Williams.	Amherst.	Victories.	Per cent. of Victories.
Dartmouth		2	4	6	.750
Williams	2		2	4	.500
Amherst.....	0	2		2	.250
Defeats.....	2	4	6	12	

Individual Club Campaigns.

We regret not having space for the full record of all the games played by the leading colleges of the country, but we give below the individual club records of Yale, Princeton and Harvard as far as we have been able to gather the data from the published scores:

THE YALE RECORD—VICTORIES.

Date.	Contesting Clubs.	Where Played.	Pitchers.	Score.
Mar. 30	Yale vs. Wesleyan.....	New Haven.	Carter..... Tyrrell	14-2
Apr. 3	Yale vs. Murray Hill.....	New Haven.	19-1
" 10	Yale vs. U. of N. Y.	New York..	Trudeau.... Sharp	15-0
" 12	Yale vs. Norfolk.....	Norfolk....	7-6
" 13	Yale vs. U. of V.....	Richmond..	DeForest.. Cochran	16-9
" 20	Yale vs. Williams.....	New Haven.	Trudeau.... Lewis	14-4
" 20	Yale vs. Brown.....	New Haven.	Carter..... White	9-8
May 1	Yale vs. Wesleyan.....	Middletown.	Trudeau.... Tyrrell	11-5
" 3	Yale vs. Andover.....	Andover....	Butterwo'h.. Gr'way	9-1
" 4	Yale vs. Brown.....	Providence..	Carter..... White	3-2
" 7	Yale vs. Lafayette.....	New Haven.	Trudeau.... Clark	10-1
" 9	Yale vs. Edgewood.....	New Haven.	12-2
" 13	Yale vs. Amherst....	New Haven.	Thompson .Altman	11-2
" 18	Yale vs. Princeton.....	New Haven.	Carter..... Altman	1-0
June 1	Yale vs. Holy Cross.....	New Haven.	Trudeau.. Poppalau	11-3
" 8	Yale vs. Princeton.....	Princeton...	Trudeau.... Wilson	9-8
" 20	Yale vs. Harvard.....	Cambridge..	Carter. . Highlands	7-4
" 25	Yale vs. Harvard.....	New Haven.	Carter... Highlands	5-0

DEFEATS.

Date.	Contesting Clubs.	Where Played.	Pitchers.	Score.
April 6	New York vs. Yale.....	New York..	Rusie.....Carter	7-5
" 11	Georgetown vs. Yale.....	Washington.	Mahoney..Trudeau	20-5
" 24	Toronto vs. Yale.....	New Haven.	Crane.....Trudeau	6-2
May 15	Amherst vs. Yale.....	Amherst....	Thomas...Trudeau	2-1
" 25	Orange A. C. vs. Yale.....	Orange.....	White....Trudeau	6-4
June 15	Williams vs. Yale.....	Williamsto'n	Lewis.....Fincke	9-2

THE PRINCETON RECORD—VICTORIES.

Mar. 2	Princeton vs. Columbia....	Princeton...	Easton.....Fickel	7-1
" 30	Princeton vs. M'tg'm'ryA.C	Princeton...	26-7
April 3	Princeton vs. Frank.&Marsh	Princeton...	Jayne.....Plank	27-4
" 5	Princeton vs. U. of Vt.....	Princeton...	Hitzrot....Doggett	10-0
" 6	Princeton vs. Union College	Princeton...	18-0
" 10	Princeton vs. Lawrenceville	Princeton...	Hitzrot....Easton	7-6
" 24	Princeton vs. Lafayette....	Princeton...	Jayne....Crisswell	7-1
" 29	Princeton vs. Cornell.....	Ithaca.....	Altman.....Smith	6-5
May 1	Princeton vs. Lehigh.....	Princeton...	Easton.....Nevins	10-1
" 4	Princeton vs. Orange.....	Orange.....	Altman..Westervelt	11-1
" 8	Princeton vs. Lehigh.....	Bethlehem..	Easton.....Nevins	12-3
" 11	Princeton vs. Harvard.....	Princeton...	Wilson...Highlands	7-2
" 15	Princeton vs. Brown.....	Orange.....	Easton.....White	9-2
" 22	Princeton vs. Orange.....	Princeton...	Easton...Westervelt	10-9
" 23	Princeton vs. Cornell.....	Princeton...	Wilson.....Smith	13-3
" 25	Princeton vs. Lafayette....	Boston.....	Jayne....Crisswell	6-4
" 30	Princeton vs. Harvard.....	Cambridge..	Wilson...Highlands	14-2
June 1	Princeton vs. Orange.....	Orange.....	Easton...Westervelt	13-3
" 4	Princeton vs. Georgetown..	Princeton...	Easton...Mahoney	8-3
" 5	Princeton vs. Lawrenceville	Princeton...	Wilson.....Arrett	5-2

DEFEATS.

April 10	New York vs. Princeton...	New York..	Rusie.....Altman	18-5
" 11	Boston vs. Princeton.....	Princeton...	Nichols....Jayne	14-7
" 17	Georgetown vs. Princeton..	Washington.	Mahoney...Bradley	17-11
May 18	Yale vs. Princeton.....	New Haven.	Carter.....Altman	1-0
June 8	Yale vs. Princeton.....	Princeton...	Trudeau...Wilson	9-8

THE HARVARD RECORD—VICTORIES.

Mar. 30	Harvard vs. Andover.....	Cambridge..	Peuw...Sedgewick	17-5
April 12	Harvard vs. Lowell... ..	Cambridge..	Highlands..Sullivan	14-8
" 23	Harvard vs. Dartmouth....	Cambridge..	Highlands...Patey	3-2
" 25	Harvard vs. Lowell... ..	Cambridge..	Gregory...Sullivan	14-5
" 23	Harvard vs. Amherst.....	Amherst....	Highlands..Thomas	5-1
May 1	Harvard vs. Williams.....	Cambridge..	Paine.....Corey	10-3
" 4	Harvard vs. Williams.....	Williamsto'n	Paine.....Corey	11-4
" 20	Harvard vs. Colgate.....	Cambridge..	Paine...F.Munro*	10-9
" 22	Harvard vs. West End R.R.	Cambridge..	Gregory.....Falls	10-2
" 23	Harvard vs. Amherst.....	Cambridge..	Paine.....Thomas	6-2
" 26	Harvard vs. Brown.....	Providence..	Highl'ds.S'mmergill	7-0
June 8	Harvard vs. U. of Pa.....	Cambridge..	Highl'ds.Schoenhut	8-3
" 13	Harvard vs. Newton A. A..	Cambridge..	H H'hl'ds.J H'hl'ds	11-2

*Eleven innings.

DEFEATS.

Date.	Contesting Clubs.	Where Played.	Pitchers.	Score.
April 18	Dartmouth vs. Harvard....	Manchester..	Dinsmore.. Highl'ds	7-6
" 20	Tufts vs. Harvard.....	Cambridge..	Johnstone....Paine	11-7
" 30	Holy Cross vs. Harvard....	Worcester..	Poppolau... Highl'ds	4-3
May 7	Brown vs. Harvard.....	Cambridge..	S'mm'rgill.. H'hl'ds	13-8
" 11	Princeton vs. Harvard.....	Princeton..	Wilson... Highlands	7-2
" 13	U. of Pa. vs. Harvard.....	Philadelphia	Schoenhut....Paine	11-7
" 15	Holy Cross vs. Harvard....	Cambridge..	Poppolau.. Highl'ds	7-1
" 27	Boston vs. Harvard.....	Boston.....	16-2
" 30	Princeton vs. Harvard.....	Cambridge..	Wilson.. Highlands	14-2
June 5	Brown vs. Harvard.....	Cambridge..	White... Highlands	13-6
" 6	Newton A. A. vs. Harvard.	Boston.....	9-5
" 10	U. of Vt. vs. Harvard.....	Cambridge..	Pond.....Paine	9-6
" 12	Brown vs. Harvard.....	Providence..	S'mm'rgill. Highl'ds	7-4
" 20	Yale vs. Harvard.....	Cambridge..	Carter... Highlands	7-4
" 25	Yale vs. Harvard.....	New Haven.	Carter... Highlands	5-0

The University of Pennsylvania Club's Record for 1895.

The University of Pennsylvania club's record of 1895 was not up to the mark of its work of 1894; nevertheless some fine play was shown at times, as will be seen from the appended records of the club's doings on the field in 1895.

VICTORIES.

Mar. 26	U. of P. vs. Frankford.....	Philadelphia	41-0
" 30	U. of P. vs. Reserve.....	Philadelphia	14-12
Apr. 6	U. of P. vs. Johns Hopkins.	Philadelphia	Schoenhut.. Herrick	14-2
" 17	U. of P. vs. Lafayette.....	Easton.....	Dixon.... Griswold	3-1
" 20	U. of P. vs. Lehigh.....	Bethlehem..	Schoenhut... Nevins	23-4
" 24	U. of P. vs. Lawrenceville..	L'wr'ceville.	Dixon..... Arrett	8-6
May 1	U. of P. vs. Lafayette.....	Philadelphia	Schoenhut... Clarke	12-9
" 4	U. of P. vs. Columbia.....	Philadelphia	28-6
" 8	U. of P. vs. U. of Virginia..	Philadelphia	Schoenhut... Nelson	8-3
" 11	U. of P. vs. Indians.....	Philadelphia	41-4
" 13	U. of P. vs. Harvard.....	Philadelphia	Schoenhut....Paine	11-7
" 15	U. of P. vs. Lehigh.....	Philadelphia	Dixon..... Nevins	10-8
" 25	U. of P. vs. Cornell.....	Philadelphia	Schoenhut.... Priest	14-8
June 1	U. of P. vs. Brown.....	Providence..	Schoenhut... White	18-9
" 3	U. of P. vs. W'shingt'n Col	Philadelphia	Dixon..... Burris	11-4
" 10	U. of P. vs. Brown.....	Providence..	Dixon..... White	12-3

DEFEATS.

Apr. 4	New York vs. U. of P.....	New York..	Rusie... Schoenhut	23-2
" 11	Allentown vs. U. of P.....	Philadelphia	Bakely..... Dixon	13-5
" 15	Allentown vs. U. of P.....	Allentown..*	8-7
May 6	Georgetown vs. U. of P....	Philadelphia	Mahoney.S'hoenhut	7-6
" 10	Cornell vs. U. of P.....	Ithaca.....	Smith..... Nelson	6-0
" 18	Cornell vs. U. of P.....	Ithaca.....	Smith... Schoenhut	5-1
" 22	Georgetown vs. U. of P....	Washington.	Mahoney.S'hoenhut	8-3
" 30	Orange A. C. vs. U. of P....	Orange.....	Westervelt... Dixon	3-1
June 8	Harvard vs. U. of P.....	Cambridge..	Highland S'hoenhut	9-4
Apr. 15	Brown vs. U. of P.....	Philadelphia	White. Schoenhut†	8-8

*Thirteen innings.

†Drawn, seven innings.

The Brown University Record for 1895.

The Brown University's record for 1895 gave 17 victories out of 27 games, the victories including games with the Providence professional team, and with the nines of Yale and Harvard, three games being won from Harvard. Yale, Princeton and Harvard each won a game from the Browns, and the University of Pennsylvania defeated them twice. They gave the New York Giants a close fight. Here is their record :

VICTORIES.

Date.	Contesting Clubs.	Where Played.	Pitchers.	Score.
April 4	Brown vs. Murray Hill.....	Providence..	Robinson..Deviney	28-5
" 8	Brown vs. Boston Univ.....	Providence..	Sum'ersgill.Walkly	22-1
" 17	Brown vs. Wesleyan.....	Providence..	Summe'gill.Tyrrell	17-4
" 20	Brown vs. Providence (prof.)	Providence..	Summe'gill...Eagan	14-8
" 24	Brown vs. Dartmouth.....	Providence..	White....Dinsmore	5-3
May 6	Brown vs. Colgate.....	Providence..	Robinson.F.Munro	14-1
" 7	Brown vs. Harvard.....	Cambridge..	Sum'e'gill.Highl'ds	13-8
" 8	Brown vs. Lafayette.....	Providence..	Brady....Cresswell	9-4
" 11	Brown vs. Amherst.....	Providence..	Brady....Thomas	6-2
" 20	Brown vs. Andover.....	Andover....	Sum'er'gill.G'enw'y	20-4
" 22	Brown vs. Exeter.....	Providence..	Brady.....Ives	13-11
" 30	Brown vs. Yale.....	Providence..	White....Trudeau	12-3
June 5	Brown vs. Harvard.....	Cambridge..	White...Highlands	13-6
" 6	Brown vs. Univ. of Vermont	Providence..	Summer'gill...Pond	10-0
" 8	Brown vs. Lehigh.....	Providence..	Brady.....Nevins	14-3
" 12	Brown vs. Harvard.....	Providence..	Sum'e'gill Highl'ds	7-4
" 17	Brown vs. Cornell.....	Ithaca.....	White.....Smith*	9-8

* Twelve innings.

DEFEATS.

April 11	N. Y. (prof.) vs. Brown...	New York..	Clarke.....White	9-7
" 19	Holy Cross vs. Brown.....	Worcester...	Poppolau.Robinson	18-4
" 23	Providence (prof.) vs. Brown	Providence..	Rud'rh'm.Sum'sgill	4-3
" 26	Yale vs. Brown.....	New Haven.	Carter.....White	9-8
May 9	Wesleyan vs. Brown.....	Middletown.	Bearman..Sum'sgill	9-3
" 13	Dartmouth vs. Brown.....	Hanover....	Patey.....Brady	7-5
" 15	Princeton vs. Brown.....	Orange, N.J.	Easton.....White	9-2
" 25	Harvard vs. Brown.....	Providence..	Highl'ds..Sum'sgill	7-0
June 1	Univ. of Penn. vs. Brown...	Providence..	Schoenhut...White	18-9
" 10	Univ. of Penn. vs. Brown...	Providence..	Dickson.....White	12-3

Brown University had the best of it with Harvard in 1895, winning 3 out of 4 games; while Yale only won 1 out of 3 with Princeton. Here is the summary:

BROWN VS. YALE, HARVARD AND PRINCETON.

April 26	Yale vs. Brown.....	New Haven.	Carter.....White	9-8
May 4	Yale vs. Brown.....	Providence..	Carter.....White	3-2
" 30	Brown vs. Yale.....	Providence..	White....Trudeau	12-3
" 7	Brown vs. Harvard.....	Cambridge..	Sum'gill..Highlands	13-8
" 25	Harvard vs. Brown.....	Providence..	Highlands..Sum'gill	7-0
June 5	Brown vs. Harvard.....	Cambridge..	White....Highlands	7-6
" 12	Brown vs. Harvard.....	Providence..	Sum'gill..Highlands	7-4
May 15	Princeton vs. Brown.....	Orange, N.J.	Easton.....White	9-2

The Georgetown College Club's Record for 1895.

The Georgetown (D. C.) College club had its most successful season in 1895, when the team won no less than 12 games out of 15 played, the opposing teams including those of Yale, Princeton and University of Pennsylvania, rain preventing their game with Harvard, and the professional Murray Hill team of New York. The Georgetowns defeated Yale by 20 to 5, Princetons by 17 to 11, and University of Pennsylvania by 7 to 6 and 8 to 2. Their three defeats were sustained at the hands of the Princeton team by 12 to 7 and 8 to 3, and by the University of Virginia team by 5 to 3. Their highest score in a game was 32 to 1 against the Naval Academy nine, and their lowest 3 against Princeton. Here is their full record as sent by the club:

Date.	Contesting Clubs.	Where Played.	Pitchers.	Score.
Mar. 29	Georgetown vs. U. of Vt....	Washington.	Carmody.....Dodd	19-2
April 6	Georgetown vs. Murray Hill	Washington.	McCreary...Carter*	22-2
" 10	Georgetown vs. Lehigh.....	Washington.	Carmody....Bowie	14-5
" 11	Georgetown vs. Yale.....	Washington.	Mahoney..Trudeau	20-5
" 16	Princeton vs. Georgetown..	Washington.	Altman...McCreary	12-7
" 17	Georgetown vs. Princeton..	Washington.	Mahoney..Bradley	17-11
" 24	Ge'rget'wn vs. Richm'nd Col	Washington.	Carmody..Ellyson	18-5
May 4	U. of Va. vs. Georgetown...	Charlot'sv'le	Nelson...Carmody	5-3
" 6	Georgetown vs. U. of Pa...	Philadelphia	Mahoney..Schoenut	7-6
" 8	Ge'rget'wn vs. JohnsH'pkins	Washington.	Mah'n'y.McC'rm'k	12-6
" 11	Georgetown vs. U. of Va...	Washington.	Mahoney...Nelson	16-2
" 15	Ge'rget'wnvs. JohnsH'pkins	Washington.	Carm'dy.McC'rm'k	27-3
" 18	Georget'wn vs. Nav. Acad...	Annapolis...	M'h'ney.Hend'rson	32-1
" 22	Georgetown vs. U. of Pa...	Washington.	MahoneySchoenut	8-2
June 4	Princeton vs. Georgetown..	Princeton...	Easton...Mahoney	8-3

*Five innings.

In the above 15 games the Georgetowns scored 227 runs to their opponents' 63. Mahoney's percentage of victories pitched in was .875, and Carmody's .800. Mahoney struck out 13 batsmen in the game against Yale on April 11. Georgetown's percentage of victories was .800.

The Cornell University Club's Record for 1895.

The official record of the games played by the Cornell University's nine in 1895—courteously sent us by Manager Edward Davis—shows that they scored 10 victories out of their 17 games played, their successes being with the university nines of Virginia, Michigan and Pennsylvania and with the professional teams of Syracuse and Elmira. Their best game was their close contest for 12 innings with the noted Brown University nine, which the victors won by a single run. The victory they were most proud of, however, was their 5 to 1 triumph over the University of Pennsylvania nine. They also gave Princeton a close fight. Here is their campaign record for 1895:

Date.	Contesting Clubs.	Where Played.	Pitchers.	Score.
April 16	Syracuse (professional).....	Ithaca.....	{ Smith....Lathrop { Priest.....Day	6-4
" 18	Toronto (professional).....	Ithaca.....	{ Smith...Southard { Priest	0-2
" 23	Elmira (professional).....	Ithaca.....	{ Smith { Cobb...Kimball	16-1
" 25	Trinity College.....	Ithaca.....	Priest...Coggeshall	27-11

THE CORNELL RECORD—Continued.

Date.	Contesting Clubs.	Where Played.	Pitchers.	Score.
April 29	Princeton.....	Ithaca.....	Smith.....Altman	5-6
May 5	University of Michigan....	Ithaca.....	Priest.....Sexton	2-1
" 10	University of Virginia.....	Ithaca.....	Priest.....Nelson	11-2
" 11	University of Virginia.....	Ithaca.....	Smith.....Neely	6-0
" 18	University of Pennsylvania.	Ithaca.....	Smith...Schoenhut	5-1
" 21	Crescent A. C. of Toronto..	Ithaca.....	Priest.....Ward	26-1
" 23	Princeton.....	Princeton....	Smith.....Wilson	3-13
" 25	University of Pennsylvania.	Philadelphia	Priest...Schoenhut	8-14
" 29	Oberlin College.....	Oberlin.....	Cobb....Voorhees	1-0
" 30	University of Michigan....	Detroit.....	Smith.....Sexton	0-11
June 1	Columbia College.....	Ithaca.....	} Cobb } Smith....Stuart	16-1
" 15	Orange Athletic Club.....	New York...	Cobb....Westervelt	0-4
" 17	Brown University.....	Ithaca.....	Smith.....White*	8-9

* Twelve innings.

The appended table is made up from the record of games played by the college clubs of the North and published in the papers, and though interesting in one respect, it is not, of course, a reliable record in showing the relative strength of the several clubs, but it was the best we could get.

CLUBS.	Princeton.	Holy Cross.	Yale.	Georgetown.	Williams.	Brown.	U. of Pa.	U. of Vt.	Harvard.	Weslayan.	Dartmouth.	Amherst.	Cornell.	Victories.	Per cent. of Victories.
Princeton.....	0	0	2	0	1	0	1	2	0	0	0	2	9	.800	
Holy Cross.....	0	0	0	0	1	0	0	2	2	2	1	0	8	.800	
Yale.....	2	1	0	1	2	0	0	2	2	0	1	0	11	.733	
Georgetown.....	0	0	1	0	0	2	1	0	0	0	0	0	4	.667	
Williams.....	0	0	1	0	0	0	0	0	0	1	4	3	0	9	.563
Brown.....	0	0	1	0	0	1	1	3	1	1	1	1	10	.526	
University of Pennsylvania.....	0	0	0	0	0	2	0	1	0	0	0	0	1	4	.400
University of Vermont.....	0	1	0	0	0	0	0	1	0	0	0	0	2	.400	
Harvard.....	0	0	0	2	1	1	0	0	0	1	2	0	7	.368	
Weslayan.....	0	0	0	0	2	1	0	0	0	0	1	0	4	.364	
Dartmouth.....	0	0	0	0	0	1	0	0	1	0	3	0	5	.357	
Amherst.....	0	0	1	0	2	0	0	0	0	1	1	0	5	.294	
Cornell.....	0	0	0	0	0	0	2	0	0	0	0	0	1	.200	
Defeats.....	2	2	4	2	7	9	6	3	12	7	9	12	4	79	

Of the Southern colleges in 1895 the University of Virginia bore off the palm with a percentage of victories of .500 against the clubs they played with. The Southern clubs of whose games—and those a minority—of which we have any record were those of the University of Virginia, the Washington and Lee College, the University of Alabama, the University of North Carolina, the Richmond College, the Virginia Military Institute and the Howard College. Of the Western colleges there are the University of Michigan, the University of Illinois, the University of Iowa and Beloit College.

The following table, the data of which is gathered from the published records of college games of 1895, shows how the "big three" of the collegiate arena stood in the contests as recorded.

CLUBS.	Won.	Lost.	Played.	Per cent. of Victories.
Princeton.....	20	5	25	.800
Yale.....	16	7	23	.696
Harvard.....	12	12	24	.500

The College Club Averages.

There is so much difficulty attendant each year upon getting the official averages and records from college clubs that, what with this trouble and that of lack of space, we cannot present half as interesting chapters on college club statistics each season as we desire to do. The college seasons close in July of each year, and then only the most meagre records of the work done on the fields are published by the college papers, and the college club scorers, as a rule, do not care to trouble themselves with making up records for publication. What the GUIDE requires each season for its chapter on the college club statistics is simply the following form of record for games:

Date.	Contesting Clubs.	Where Played.	Pitchers.	Score.
-------	-------------------	---------------	-----------	--------

In regard to averages of players all we require, and nearly all that is necessary, is the official record, giving only the name of the batsmen and fielders, with their positions, and the base hit and fielding averages of each. Were it possible, we would prefer to have the batting averages of *runners forwarded by base hits*, but the scoring rules at present, unfortunately, do not provide such necessary data.

Yale Averages for 1895.

BATTING AVERAGES.				FIELDING AVERAGES.		
	No. Games Played.	Safe Hits.	Average.	No. Games Played.	Average.	
Carter.....	17	2	.429	Letton, cf.....	4	1.000
Letton.....	4	0	.417	Harris, cf., lf.....	5	1.000
Keator.....	29	9	.396	Stephenson.....	29	.972
Redington.....	9	5	.330	Trudeau, p.....	20	.960
J. Quinby.....	17	3	.322	Greenway, c., rf.....	26	.958
S. Quinby.....	17	3	.322	DeForest, c.....	5	.957
Wilcox.....	10	0	.313	Carter, p., 3b., 2b., ss., lf., cf.	17	.947
Stephenson.....	29	7	.307	J. Quinby, 2b., ss.....	17	.914
Trudeau.....	20	6	.279	Thompson, p.....	5	.900
Greenway.....	26	5	.277	Wilcox, c.....	10	.893
Speer.....	24	2	.274	Rustin, cf., ss.....	27	.878
Rustin.....	27	7	.245	Keator, rf.....	29	.860
DeForest.....	5	1	.143	Speer, lf.....	24	.857
Fincke.....	23	4	.133	S. Quinby, 3b., lf.....	17	.847
Harris.....	5	2	.125	Redington, cf., 2b.....	29	.791
Thompson.....	5	1	.125	Fincke, 3b., p.....	23	.775

Championship Games Only.

BATTING AVERAGES.				FIELDING AVERAGES.			
	No. Games Played.	Sa'fice Hits	Average.		No. Games Played.	Average.	
Carter	4	1	.467	Carter, p., 2b.....	4	1.000	
Redington.....	4	1	.400	Trudeau, p.....	4	1.000	
Letton.....	3	0	.375	Stephenson, 1b.....	4	1.000	
Rustin.....	4	0	.353	J. Quinby, 2b.....	1	1.000	
Keator.....	4	1	.353	Speer, lf.....	4	1.000	
Speer.....	4	1	.351	Letton, cf.....	3	1.000	
Stephenson.....	4	0	.312	Wilcox, c.....	1	1.000	
S. Quinby.....	3	0	.286	Harris, lf.....	1	†1.000	
Greenway.....	4	1	.231	Redington, cf., 2b.....	4	.933	
Trudeau.....	4	0	.000	Greenway, c.....	4	.930	
J. Quinby.....	1	0	.000	Rustin, ss.....	4	.789	
Fincke.....	1	0	.000	S. L. Quinby, 3b.....	3	.667	
Wilcox.....	1	0	*1.000	Fincke, 3b.....	1	.667	
Harris.....	1	0	*1.000	Keator, rf.....	4	.500	

*Did not come to bat.

† No chances offered.

Comparative averages of Y. U. B. C. and opponents in championship games:

BATTING.				FIELDING.				
Name.	A. B.	Hits.	Aver- age.	Name.	P. O.	A.	E.	Aver- age.
Yale.....	139	44	.317	Yale.....	108	36	14	.911
Opponents.....	127	22	.173	Opponents.....	102	40	11	.928

Princeton Averages, 1895.

BATTING AVERAGES.				FIELDING AVERAGES.			
	No. Games Played.	Runs.	Averages.		No. Games Played.	Averages.	
Jayne.....	5	0	.500	Smith.....	7	1.000	
Altman.....	15	8	.437	Jayne.....	5	1.000	
Trenchard.....	13	7	.381	Trenchard.....	13	.986	
Bradley.....	24	23	.367	Otto.....	23	.963	
Payne.....	24	36	.337	Williams.....	18	.947	
Williams.....	18	14	.305	Bradley.....	24	.946	
Wilson.....	14	10	.300	Easton.....	19	.933	
Easton.....	19	18	.253	W. D. Ward,.....	24	.918	
W. D. Ward.....	24	29	.227	Payne.....	24	.906	
Brooks.....	18	14	.221	Altman.....	15	.903	
Smith.....	7	3	.188	Brooks.....	18	.896	
Otto.....	22	21	.155	Wilson.....	14	.869	
Gunster.....	22	15	.076	Gunster.....	22	.823	

BATTING AVERAGES FOR CHAMIONSHIP GAMES, 1895.				FIELDING AVERAGES FOR CHAM- SHIP GAMES, 1895.		
	No. Games Played.	Runs.	Averages.		No. Games Played.	Averages.
Wilson.....	3	2	.444	Bradley.....	4	1.000
Trenchard.....	2	1	.375	Smith.....	1	1.000
Payne.....	4	6	.368	Trenchard.....	2	1.000
Williams.....	3	1	.333	Altman.....	2	1.000
Brooks.....	4	1	.333	Williams.....	3	1.000
W. D. Ward.....	4	5	.263	Otto.....	4	.976
Bradley.....	4	3	.235	W. D. Ward.....	4	.931
Easton.....	4	4	.214	Easton.....	4	.917
Otto.....	4	3	.200	Gunster.....	4	.888
Altman.....	2	1	.200	Wilson.....	3	.888
Gunster.....	4	2	.071	Brooks.....	4	.885
Smith.....	1	0	.000	Payne.....	4	.857

The Harvard Averages.

The base hit averages of the Harvard club of 1895, including all games played, are as follows :

BATTING AVERAGES.				FIELDING AND STOLEN BASES.		
PLAYERS.	Games.	Runs.	Average.	PLAYERS.	Average.	Stolen Bases.
Whittemore, s. s.....	21	21	.315	Gregory, p.....	1.000	2
Winslow, 3b.....	19	19	.278	Stevenson, 1b.....	.953	7
Rand, l. f.....	28	28	.271	Wrenn, 2b.....	.948	9
Buckman, c.....	6	7	.266	Highlands, p.....	.945	5
Dean, s. s.....	10	13	.264	Scannell, c.....	.941	5
Scannell, c.....	24	13	.260	Morton, c., 2b.....	.894	1
Adams, 3b.....	7	7	.259	Buckman, c., l. f.....	.891	2
Highlands, p.....	22	5	.258	McVey, s. s.....	.888	0
Gregory, p.....	3	2	.250	Whittemore, s. s.....	.886	22
Paine, p.....	18	11	.244	Rand, r. f., l. f.....	.866	22
Stevenson, l. f.....	27	18	.220	Winslow, 3b.....	.858	12
Hayes, r. f.....	27	19	.200	Burgess, c. f.....	.853	8
Wrenn, 2b.....	25	11	.168	Paine p., r. f.....	.824	8
Norton, c.....	4	2	.167	Hayes, r. f., l. f.....	.820	8
Burgess, c. f.....	17	9	.145	Adams, 3b., r. f.....	.763	0
Beale, r. f.....	4	2	.069	Dean, 2b., s. s., 3b.....	.717	7
McVey, s. s.....	2	0	.000	Beal, r. f.....	.667	1

GAMES.						TOTAL FIELDING.						
CLUBS.	Won.	At Bat.	Runs.	Base Hits.	Total Bases.	CLUBS.	Aver- age.	Aver- age	Put Outs.	Assists.	Errors.	Aver- age.
Harvard..	13	948	189	222	309	Harvard..	.234	.325	841	353	127	.904
Opponents...	15	1022	186	246	332	Opp'n'ts..	.241	.224	815	322	135	.893

University of Pennsylvania Averages for 1895.

The batting and fielding averages made in college club games by the players of the University of Pennsylvania team of 1895 are as follows:

BATTING AVERAGES.				FIELDING AVERAGES.			
	Games Played.	Runs.	Averages.	Stolen Bases.		Games Played	Averages.
1—Thomas.....	21	58	.585	19	1— } Schoenut, p., l.f.	15	1.000
2—Goeckle.....	21	54	.463	23	1— } Dickson, p.....	5	1.000
3—Reese.....	19	40	.423	17	2—Goeckle, 1b.....	21	.978
4—Schoenhut.....	15	22	.354	4	3—Thomas, c.f.....	21	.976
5—Dickson.....	5	6	.353	4	4—Coogan, c.....	18	.958
6—Coogan.....	19	32	.348	13	5—Contrell, 2b.....	20	.921
7—Hollister.....	19	33	.326	9	6—Reunig, c.....	6	.911
8—Contrell.....	20	37	.318	10	7—Blakeley, 3b.....	21	.905
9—Blakeley.....	21	32	.308	7	8—Boswell, p.....	9	.840
10— } Gelbert.....	6	16	.300	10	9—Reese, r.f.....	19	.827
10— } Avil.....	4	2	.300	0	10—Hollister, s.s.....	19	.786
11—Boswell.....	9	4	.263	1	11—Blair, r.f., l.f....	15	.750
12—Blair.....	15	29	.237	6	12—Gelbert, r.f., l.f...	6	.700
13—Reunig.....	6	3	.154	7			

Cornell University Averages, 1895.

Mr. Edward Davis of Cornell University, kindly sends us the Cornell teams averages for 1895 in the form we want them for the GUIDE, as follows:

BATTING AVERAGES.			FIELDING AVERAGES.		
	No. of Games.	Averages.		No. of Games.	Averages.
1—Hamlin, c., r. f.	17	.406	1—Aldrich, 2b., r. f.	5	1.000
2—McNeil, 1b.	17	.317	2—McNeil, 1b.	17	.944
3—Diehl, 2b.	15	.311	3—Johnson (capt.), l. f.	15	.975
4—Johnson (capt.), l. f.	15	.308	4—Cobb, c., p., r. f.	15	.974
5—Affeld, 3b.	17	.278	5—Smith, p.	10	.963
6—Beacham, 2b., r. f.	5	.278	6—Diehl, 2b.	15	.917
7—Cobb, c., p., r. f.	15	.250	7—Hamlin, r. f., c.	17	.905
8—Aldrich, 2b., r. f.	5	.221	8—Bassford, c. f.	17	.905
9—Bassford, c. f.	17	.238	9—Priest, p.	7	.888
10—Priest, p.	7	.217	10—Affeld, 3b.	17	.832
11—Smith, p.	10	.189	11—Harmon, ss.	17	.817
12—Harmon, ss.	17	.154	12—Beacham, r. f., 2b.	5	.500

Amherst Averages, 1895.

The only statistics of the clubs of the Triangular Intercollegiate Association sent us for 1895 were those furnished by the Amherst club, of which Mr. R. R. Rollins was the official scorer. They are the most complete of any published by the college papers we have received. Here they are:

BATTING AVERAGES.

NAME.	College.	Rank.	Games.	Position.	Runs.	Safe Hits.	Stolen Bases.	Average.
Fitch.....	W	1	8	c.f.	10	0	5	.400
Sullivan.....	A	2	8	c.	6	1	0	.333
Draper.....	W	2	8	c.	10	1	4	.333
Nichols.....	A	3	8	c.f.	4	0	2	.324
Fletcher.....	A	4	8	3b.	4	1	2	.314
Lane.....	D	5	8	l.f.	5	0	1	.313
Ashton.....	W	6	8	2b.	4	1	4	.300
Priddy.....	A	7	8	l.f.	8	1	9	.294
Nichols.....	D	7	4	1b.	1	1	0	.294
Ide.....	W	8	8	s.s.	7	0	2	.286
Dewey.....	W	9	8	l.f.	5	0	1	.278
Lewis.....	W	10	8	p.	6	0	0	.276
Abbott.....	D	11	8	c.	3	0	2	.267
Goodrich.....	W	12	8	1b.	3	0	0	.257
Watson.....	D	13	8	2b.	8	0	1	.250
Gregory.....	A	14	8	p.	9	0	2	.241
Drysdale.....	W	15	8	3b.	4	1	4	.233
Street.....	W	16	8	r.f.	8	0	10	.207
Shea.....	A	16	7	r.f.	4	2	1	.207
McCornack.....	D	17	8	c.f.	3	1	2	.206
Tabor.....	D	18	5	p.	1	0	0	.200
Montague.....	A	19	8	s.s.	3	1	1	.176
Kellogg.....	A	20	8	2b.	6	0	1	.172
Trask.....	A	21	8	1b.	4	1	1	.167
Folsom.....	D	22	8	3b.	4	1	5	.143
Davis.....	D	23	7	s.s.	2	0	0	.107
Adams.....	D	24	8	r.f.	2	1	0	.100
Patey.....	D	25	5	p.	1	1	0	.055
Thomas.....	A	26	1	r.f.	1	0	0	.000
Perkins.....	D	26	2	1b.	0	0	0	.000
Carleton.....	D	26	1	c.f.	0	0	0	.000
Wilkins.....	D	26	1	c.f.	0	0	0	.000
Sleeper.....	D	26	1	1b.	1	0	0	.000

TEAM BATTING.

College.	Runs.	B. H.	S. H.	S. B.	Rank.	Ave.
Williams.....	58	86	3	30	1	.292
Amherst.....	51	73	7	19	2	.248
Dartmouth.....	30	52	4	11	3	.183

TEAM FIELDING.

College.	Rank.	P. O.	A.	E.	Ave.
Williams.....	1	208	88	29	.911
Amherst.....	2	210	85	35	.894
Dartmouth.....	3	199	93	47	.861

FIELDING AVERAGES.

PITCHERS.				
NAME.	College.	Rank.	Games.	Average.
Gregory	A	1	8	1.000
Lewis.....	W	2	8	.940
Patey.....	D	3	5	.923
Tabor.....	D	4	5	.714

CATCHERS.				
NAME.	College.	Rank.	Games.	Average.
Sullivan.....	A	1	8	.979
Draper.....	W	2	2	.974
Abbott.....	D	3	8	.966

FIRST BASEMEN.				
NAME.	College.	Rank.	Games.	Average.
Nichols.....	D	1	4	1.000
Goodrich.....	W	2	8	.972
Trask.....	A	3	8	.962
Davis.....	D	4	2	.909
Sleeper.....	D	5	1	.750

SECOND BASEMEN.				
NAME.	College.	Rank.	Games.	Average.
Ashton.....	W	1	8	.865
Kellogg.....	A	2	8	.850
Watson.....	D	2	8	.850

THIRD BASEMEN.				
NAME.	College.	Rank.	Games.	Average.
Drysdale.....	W	1	8	.840
Folsom.....	D	2	8	.833
Fletcher.....	A	3	8	.824

SHORT STOPS.				
NAME.	College.	Rank.	Games.	Average.
Montague.....	A	1	8	.840
Davis.....	D	2	5	.828
Ide.....	W	3	8	.714
McCornack.....	D	4	1	.500
Davis.....	D	5	2	.400

LEFT FIELDERS.				
NAME.	College.	Rank.	Games.	Average.
Dewey.....	W	1	8	.900
Lane.....	D	2	8	.867
Priddy.....	A	3	8	.815

CENTRE FIELDERS.				
NAME.	College.	Rank.	Games.	Average.
Fitch.....	W	1	8	.955
Nichols.....	A	2	8	.926
McCornack.....	D	3	7	.783
Carleton.....	D	4	1	.666
Wilkins.....	D	5	1	.500

RIGHT FIELDERS.				
NAME.	College.	Rank.	Games.	Average.
Thomas.....	A	1	1	1.000
Adams.....	D	2	8	.875
Street.....	W	3	8	.667
Shea.....	A	4	7	.428

The Interscholastic Association.

One of the base ball institutions of Boston is the Interscholastic Association, which comprises the English, Cambridge and Latin High Schools of Boston, and the Hopkinson, Roxbury and Somerville High Schools. The past year of 1895 was the seventh of the Interscholastic League, and we give space to the statistics sent us by George Wright. In the abbreviations which follow the names of the players, H. stands for Hopkinson, B. L. for Boston Latin, C. H. for Cambridge High and Latin, R. L., Roxbury Latin; E. H., English High; S. H., Somerville High.

BATTING AVERAGES.

PLAYERS.	At Bat.	Runs.	Average.
Donald, R. L.....	18	5	.500
Barnstead, E. H.....	18	3	.500
McCarthy, C. H.....	16	6	.375
Columbus, C. H.....	8	5	.375
Ward, E. H.....	19	3	.368
Sears, B. L.....	14	5	.357
Coan, E. H.....	24	9	.333
Sherwin, R. L.....	24	10	.333
Jameson, B. L.....	18	4	.333

PLAYERS.	At Bat.	Runs.	Average.
Maguire, B. L.....	21	3	.333
Newton, B. L.....	21	3	.333
Cushman, S. H.....	19	2	.315
Davis, B. L.....	20	4	.300
Woodward, S. H.....	9	2	.300
Ewer, R. L.....	20	7	.300
O'Reilly, E. H.....	20	5	.300
Ware, R. L.....	10	4	.300
Cole, H.....	17	9	.294


PLAYERS.	At Bat.	Runs.	Average.	PLAYERS.	At Bat.	Runs.	Average.
Gillis, B. L.....	24	7	.291	Burton, S. H.....	17	1	.176
Mitchell, E. H.....	14	3	.285	Robinson, B. L.....	23	0	.173
Stearns, C. H.....	25	9	.280	Marvin, R. L.....	23	5	.173
Cuddy, S. H.....	18	3	.277	Martin, S. H.....	18	4	.166
Lockman, C. H.....	26	4	.269	Stewart, E. H.....	19	4	.157
L. George, R. L.....	23	5	.260	Russell, S. H.....	19	0	.157
Hallowell, H.....	24	10	.250	Bolles, R. L.....	26	6	.153
Foster, B. L.....	24	2	.250	Parker, C. H.....	20	5	.150
Dakin, E. H.....	24	9	.250	Morse, R. L.....	27	6	.148
Barstow, H.....	25	6	.240	Lothrop, H.....	23	2	.130
Dennison, R. I.....	21	2	.238	Leitch, C. H.....	23	4	.130
Bacon, C. H.....	22	7	.227	H. George, R. L.....	17	3	.117
Adams, H.....	27	9	.222	Beardsell, C. H.....	19	4	.105
Holden, H.....	20	5	.200	Nettleton, E. H.....	22	5	.090
Teague, S. H.....	20	4	.200	Stone, S. H.....	12	0	.083
Hopkins, H.....	21	6	.190	Hodgekins, S. H.....	12	2	.083
Whitney, E. H.....	21	3	.190	Bufford, B. L.....	14	1	.071
Sargent, H.....	23	6	.178	Moody, S. H.....	22	2	.045
Dickson, H.....	28	6	.178	Chamberlin, E. H.....	6	2	.000

Here is a table far ahead of any other we have received from college clubs:

PLAYERS.	Bases on Balls.	Strike Outs.	Sacrifice Hits.	Stolen Bases.	PLAYERS.	Bases on Balls.	Strike Outs.	Sacrifice Hits.	Stolen Bases.
Donald, R. L.....	1	2	0	0	Dennison, R. L..	5	5	0	1
Barnstead, E. H.	3	0	2	2	Bacon, C. H.....	2	4	0	1
McCarthy, C. H.	5	4	0	1	Adams, H.....	1	1	0	5
Columbus, C. H..	3	2	0	3	Holden, H.....	4	4	2	2
Ward, E. H.....	3	5	0	1	Teague, S. H....	2	5	0	2
Sears, B. L.....	1	1	0	0	Hopkins, H.....	4	4	0	3
Coan, E. H.....	0	1	1	1	Whitney, E. H..	1	4	1	2
Sherwin, R. L....	0	0	2	3	Sargent, H.....	0	2	0	0
Jameson, B. L...	1	2	0	2	Dickson, H.....	0	4	1	2
Maguire, B. L...	1	2	1	4	Burton, S. H....	0	0	1	1
Newton, B. L....	3	6	0	2	Robinson, B. L..	4	3	0	2
Cushman, S. H...	1	3	0	1	Marvin, R. L....	1	0	0	3
Davis, B. L.....	2	6	0	1	Martin, S. H....	0	0	0	4
Woodward, S. H.	0	0	0	2	Stewart, E. H....	2	0	0	3
Ewer, R. L.....	5	2	1	2	Russell, S. H...	1	3	0	2
O'Reilly, E. H...	1	3	0	4	Bolles, R. L.....	0	3	1	2
Ware, R. L.....	2	2	0	1	Parker, C. H....	5	5	1	2
Cole, H.....	3	3	0	0	Morse, R. L....	0	0	0	0
Gillis, B. L.....	1	5	0	5	Lothrop, H.....	4	7	1	0
Mitchell, E. H...	1	0	2	0	Leitch, C. H....	3	5	0	4
Stearns, C. H....	3	3	0	2	H. George, R. L.	2	5	1	1
Cuddy, S. H....	2	2	0	4	Beardsell, C. H.	3	5	0	1
Lockman, C. H..	1	2	1	0	Nettleton, E. H.	4	6	2	3
L. George, R. L.	0	2	1	0	Stone, S. H.....	1	4	0	1
Hallowell, H....	1	2	2	5	Hodgekins, S. H.	1	1	1	1
Foster, B. L....	0	0	0	0	Bufford, B. L...	3	2	0	0
Dakin, E. H....	3	3	0	3	Moody, S. H....	1	6	0	1
Barstow. H.....	2	6	0	1	Chamberlin, E. H	4	2	0	2



Abbot Sleeper Adams Tabor
 Folsom Lane
 Wilkins Brown Patey
 Perkins Watson McCornack
 Carleton Davis



GEORGETOWN UNIVERSITY BASE BALL TEAM 1895

- | | | | | |
|---------|--------------|---------------|--------------|---------------|
| Harley | McCarthy | Nelson (Mgr.) | M. M. Murphy | Scanlan |
| Carmody | J. J. Murphy | G. A. Mahoney | Sullivan | E. J. Mahoney |
| | McGrath | Reardon | | |



Clarke	Nichols	Brown	Winston
Grant	Jones	Abells	Adkinson
Stagg	Hering	Pike	




Manager	Shields	Gallup	Sexton	Holiner
McKenzie	Watkins	Russell	Miller	Deans
Condon		Waterman		Bloomingtonston



UNIVERSITY OF WISCONSIN BASE BALL TEAM 1898

- | | | | | |
|--------------------|--------------|-----------|--------------|--------------|
| I. Fowle | B. Haagensen | N. Falk | C. Dudgeon | G. Ford |
| Trainer H. Everett | C. Freeman | L. Runkel | C. Hayden | J. C. Karel |
| | J. Gregg | C. Kummel | F. Wheelihan | C. Reilly |
| | | | | C. Cleveland |



N. E. YOUNG,
The Veteran President of the National League.



JAS. A. HART,
Chicago Club.

ANDREW FREEDMAN,
New York Club.

F. DEHAAS ROBISON,
Cleveland Club.

A. J. REACH,
Philadelphia Club.

JOHN T. BRUSH.

CHRIS VON DER AHE,
St. Louis Club.



CHAS. A. LEIMGRÜBER,
Pres. Rochester Club.

E. F. BOGERT,
Pres. Wilkesbarre Club.

GEO. N. KUNTZSCH,
Pres. Syracuse Club.

P. T. POWERS,
Pres., Sec. and Treas. Eastern League.

JAMES FRANKLIN,
Pres. Buffalo Club.

JOHN C. CHAPMAN,
Pres. Toronto Club.

WM. H. DRAPER,
Pres. Providence Club.

L. J. POWERS,
Pres. Springfield Club.

WM. G. PARKE,
Pres. Scranton Club.

FIRST BASEMEN.			PITCHERS.		
PLAYERS.	Games.	Average.	PLAYERS.	Games.	Average.
Newton, H. L.....	5	.982	Sargent, H.....	5	.900
Lothrop, H.....	5	.963	Heague, S. H.....	5	.894
Barnstead, E. H.....	5	.938	Ward, E. H.....	3	.863
Dennison, R. L.....	5	.931	Ewer, R. L.....	3	.823
Russell, S. H.....	5	.880	Morse, R. L.....	2	.687
Parker, C. H.....	5	.808			
SECOND BASEMEN.			CATCHERS.		
O'Reilly, E. H.....	5	.888	Lockman, C. H.....	5	1.000
Marvin, R. L.....	5	.885	Cuddy, S. H.....	5	.970
Maguire, B. L.....	4	.838	Holden, H.....	5	.933
Hopkins, H.....	5	.810	Davis, B. L.....	5	.928
McCarthy, C. H.....	5	.800	Sherwin, R. L.....	5	.877
Moody, S. H.....	5	.768	Coan, E. H.....	5	.853
THIRD BASEMEN.			OUTFIELDERS.		
Burton, S. H.....	5	.904	Columbus, C. H.....	2	1.000
Morse, R. L.....	3	.888	Hodgekins, S. H.....	4	.900
Adams, H.....	5	.848	Hallowell, H.....	5	.882
Stewart, E. H.....	5	.833	Beardsell, C. H.....	5	.857
Gillis, R. L.....	5	.718	Jameson, B. L.....	5	.833
Pickard, C. H.....	5	.705	Sears, B. L.....	4	.833
Ewer, R. L.....	2	.636	Barstow, H.....	5	.733
SHORT STOPS.			Donald, R. L.....	4	.666
Leitch, C. H.....	5	.842	Ware, R. L.....	2	.666
Dickson, H.....	5	.702	H. George, R. L.....	4	.666
Martin, S. H.....	5	.592	Bacon, C. H.....	5	.666
Mitchell, E. H.....	3	.555	Nettleton, E. H.....	5	.615
Robinson, B. L.....	4	.548	Cushman, S. H.....	5	.600
Bolles, R. L.....	5	.538	Bufford, B. L.....	4	.600
PITCHERS.			L. George, R. L.....	5	.500
Foster, B. L.....	5	1.000	Cole, H.....	4	.500
Dakin, E. H.....	2	1.000	Whitney, E. H.....	5	.333
Stearns, C. H.....	5	.965	Stone, S. H.....	4	.166
			Woodward, S. H.....	2	.000
			Chamberlain, E. H.....	2	.000

Fast Time in Base Running.

The best time recorded in base running is that made by Harry Berthrong of the old National club of Washington, on July 9, 1868. Mr. Berthrong himself states that on the occasion of the trial of speed in base-running the time was taken by five stop watches, and several noted base-runners of Washington competed. He said, in giving his account of it to Tim Murnane of the Boston Globe, that "I ran from home plate to home plate—360 feet straight—in 14¾ seconds, leading every competitor on the trial." Harry said also that Congressman John Morrissey wagered a wine supper with a friend that I could not run the bases inside of 16 seconds, and he was one of the parties who held the watch, and he paid his lost bet. That same year Harry ran 100 yards on the White Lot, back of the White House, in a trial spin, and he did it off-hand, without training, in 10 seconds without difficulty. Morrissey then offered to back Harry for \$10,000 in a 100-yards race against any runner of the time. Harry ran in no less than twenty-six 100-yard races in his youth, and was not defeated in a single race. This stands as the record in base-running.

THE MINOR LEAGUE ARENA.

The Management of Minor Leagues.

The system of organizing minor leagues in the professional base ball arena in connection with the existing great major league, the latter of which very properly governs the whole of the professional fraternity at large, is one which it has taken many years of costly experience to fully develop, and to place on a permanent basis; but it is one which has come to stay, and each year's practical experience of its working only goes to show more and more its many decided advantages in promoting the business welfare of the minor leagues in particular, and the financial interests of the professional clubs at large.

The great National League may be regarded in the light of a base ball university, at which the professional experts finish up their base ball education, after learning the rudiments of the game in the smaller minor league schools preparatory to entering the national college. Of these former class of base ball schools the sectional leagues rank first, with the State leagues as the primary branches of the professional base ball educational system.

The placing of a minor league on a *permanent* footing in the professional arena should be the desideratum held in view by all minor league club magnates, for no minor league can hope to acquire ultimate financial success except as a permanently established organization. To promote this permanency of a league it is essential to have men of high character, as well as of sufficient wealth, at the head of each club, as far as possible—men who enter a club to promote the popularity of their favorite game, as well as to advance the welfare of the club financially, and it is to this exceptional class of minor league club magnates that this class of leagues have mainly to look for permanent success in each individual organization.

Among other necessary essentials to success in a minor league is that of a compact and judiciously-selected circuit of club cities; also a salary list suited to the aggregate capital of the individual clubs comprising the league, and it is, of course, very necessary that this list should be strictly adhered to. To these needed requirements of a successful league is to be added a club government for each individual member of the league, which, in the make-up of its corps of officials, is calculated to insure harmony in the club and fidelity to the National League's interests.

The great success of the Western League of 1895 was the feature of the minor league season of last year. Then, too, the Eastern League, as well as the New England League and the Western Association, all did a good business, and the Southern League was worked to more advantage in 1895 than before. Of the State leagues that of the Old Dominion bore off the palm. President Ban Johnson of the Western League, P. T. Powers of the Eastern, W. W. Kent of the Western Association, T. H. Murnane of the New England League—together with Presidents J. C. McNealus of the Texas-Southern, J. B. Nicklin of the Southern League and J. C. Morse of the New England Association—were all more or less successful handlers of their respective organizations, especially Messrs. Powers and Murnane of the East, and Ban Johnson of the West.

There is one important fact the minor League magnates should bear well in mind, and that is, that *the National League can not antagonize minor league interests in any way except at the cost of the welfare of their own league.* The business interests of both the great major league and the minor organizations should be identical; the one as the governmental power of the whole professional fraternity, the other as the governed class. It is folly to suppose that the ruling league would ignore their own best business interests by any selfish action looking to the self aggrandizement of their own individual clubs at the cost of a loss to any minor league. However appearances may lead the minor league people to think that the major organization is unduly regardless of the former's interests, depend upon it that ultimately the best course for the welfare of both will be found to have been taken. The majority of the National League magnates comprises too many men of integrity, judgment, intelligence and experience, not to mention their wealth, not to use their ruling power to the best advantage of the professional clubs of the country at large. It is very certain that but for the existence of the National League, with its present governmental power, the minor leagues could not do a paying business, even if they could live at all.

With these prefatory remarks on the system of minor league organizations, and the means for their being successfully managed; we proceed to give a lengthy chapter on the statistics of the leading organizations of the class of 1895. All of them should be in type by November of each year, while the fact was that several of the leagues published no averages at all; and others failed to appear in print until 1896.



C. FISHER.

The strongest of the sectional minor leagues of 1895—the Western League—began its fine campaign of 1895 on May 1, on which date the old rivals of Milwaukee and Minneapolis had a close and exciting contest at Milwaukee, which the visitors won, before over 5,000 people, by a score of 4 to 3 only. The same day those veteran managers, Comiskey and Manning, placed their respective teams in the field against each other at Kansas City, and after a closely contested game Comiskey's team got the best of it by 4 to 3. The veteran pitcher, Mullane, played first base on the occasion for the visitors, and put out sixteen men there without an error. At Detroit the same day the Toledo team put in an appearance against the home club before a large crowd, Mayor Pingree tossing the ball to the field from the grand stand on the occasion. The Toledo cranks came to the match, 700 in number, with a brass band, only to see the home nine win by 11 to 6.

At Indianapolis the same day the Grand Rapids team visited the city to knock out the home team, but they *rapidly* retired, whipped in *grand* style, by the then coming champions by 11 to 2. McCarthy distinguished himself with nine catches at left field, due to the stupid efforts of the visiting batsmen to go in for "homers," instead of trying to bat runners round by good singles. At the end of the first week Minneapolis was in the van without a defeat charged to them out of 4 games played. Indianapolis being tied with Toledo at .600; St. Paul having .500; Detroit and Grand Rapids .400 each, and Kansas City and Milwaukee .200 each.

The managers of the eight clubs of the League were Messrs. W. H. Watkins of Indianapolis, C. Comiskey of St. Paul, J. H. Manning of Kansas City, J. S. Barnes of Minneapolis, L. Twitchell of Milwaukee, J. C. Strothers of Detroit, W. Schneider of Terre Haute, and G. E. Ellis of Grand Rapids.

The champions of the Western League for 1895 included pitchers Fisher, Phillips and Cross; catchers McFarland and Wood; with Motz, Canavan

and Newell on the bases; E. Roat as shortstop, and McCarthy, Hogan and Hogriever in the outfield.

The pennant race record of the Western League for 1895 was as follows:

CLUB STANDING.

Rank.	CLUBS.									Per cent.	
		Indianapolis.	St. Paul.	Kansas City.	Minneapolis.	Detroit.	Milwaukee.	Toledo.	Grand Rapids.		
1	Indianapolis		9	10	8	11	13	13	14	78	.645
2	St. Paul.....	8		8	10	9	11	14	14	74	.597
3	Kansas City.....	8	10		10	11	11	12	11	73	.584
4	Minneapolis.....	8	8	8		8	11	10	11	64	.520
5	Detroit.....	7	7	7	10		7	8	11	59	.472
6	Milwaukee.....	4	7	7	7	10		9	13	57	.460
7	Toledo.....	4	4	5	8	10	9		12	52	.419
8	Grand Rapids.....	4	3	7	6	7	5	6		38	.306
	Games lost.....	43	50	52	59	66	67	72	86	495	

The difference in percentage points between the leader and tail-ender was 335 points. The record showing the club record in batting and fielding is appended:

CLUB RECORD.

CLUBS.	Number of Games.	Runs Scored.	Runs Earned.	Per cent. Base Hits to Times at Bat.	Fielding Average.
Indianapolis.....	121	1201	670	.354	.927
Minneapolis.....	123	1232	670	.350	.925
Kansas City.....	125	1071	553	.338	.933
Grand Rapids.....	124	1066	557	.333	.915
St. Paul.....	124	1185	477	.327	.931
Detroit.....	125	993	527	.319	.939
Toledo.....	124	831	371	.305	.933
Milwaukee.....	124	901	438	.304	.923

Western League Batting Average for 1895.

Rank.	PLAYER AND CLUB.	No. of Games.	Runs Scored.	Per cent. Base Hits to Times at Bat.	Rank.	PLAYER AND CLUB.	No. of Games.	Runs Scored.	Per cent. Base Hits to Times at Bat.
1	Frank, Minn.....	37	47	.472		{ Strouthers, Det..	77	63	.324
2	Werden, Minn.....	123	179	.428	38	{ Hogan, Ind.....	110	137	.324
3	Dungan, Detroit...	125	149	.424	39	{ O'Rourke, St. P... 119	145	.323	
4	{ McCarthy, Ind... 121	146	.420	40	{ Fraser, Mpls..... 71	57	.321		
	{ Motz, Ind..... 117	162	.420	41	{ Mullane, St. P... 95	75	.320		
5	Hogrieyer, Ind.... 46	56	.417	41	{ Hernon, K. C.... 124	116	.320		
6	Carroll, G.R.-K.C. 122	154	.414	42	{ Cross, Ind..... 44	23	.320		
7	Delahanty, Det.... 16	21	.409	42	{ Campbell, G. R... 60	39	.319		
8	Wright, Gr. Rap... 124	172	.408	43	{ Wilson, Mpls..... 120	88	.318		
9	George, G. R.-St. P. 124	169	.403	44	{ Marr, St. P..... 58	62	.316		
10	Lally, Minn..... 123	205	.400	45	{ Canavan, Ind..... 105	135	.315		
11	Roat, Ind..... 120	127	.388	46	{ Truby, G. R..... 36	42	.312		
12	Stratton, St. P.... 45	56	.381	47	{ Newman, Det.... 117	133	.307		
13	Nie, Gr. Rap..... 16	11	.377	47	{ Stafford, G. R... 68	47	.307		
14	Cassidy, Gr. Rap... 120	113	.375	48	{ Shields, G. R... 26	24	.306		
15	Bergen, K. C..... 113	118	.372	48	{ McCauley, Mil.- 100	84	.306		
16	Hulen, Minn..... 123	187	.369	49	{ G. R.-D. 120	113	.302		
17	Pickett, St. P..... 120	132	.368	49	{ Gilks, Tol..... 24	19	.302		
18	Hines, K. City.... 91	103	.365	50	{ Donohue, G. R... 117	110	.301		
19	Newell, Ind..... 121	140	.360	50	{ Klopff, Mil. & Tol.. 124	74	.300		
	{ Manning, K. City 121	145	.359	51	{ Taylor, Mil..... 123	87	.300		
20	{ Connaught'n, K.C 115	118	.359	52	{ Weddige, Tol.... 103	81	.298		
	{ Campau, Det.... 118	115	.359	53	{ Twineham, Det... 123	98	.297		
21	Irwin, St. Paul.... 113	154	.358	54	{ Callopy, G. R..... 15	10	.294		
22	Hartman, Milwa'ke 113	115	.357	54	{ Kilroy, G. R..... 37	30	.293		
23	Klusman, K. City.. 113	112	.353	55	{ Gettinger, Ind.... 38	23	.292		
24	Kuehne, Minn.... 123	127	.352	56	{ Healy, Mpls.... 20	13	.292		
25	Burns, St. Paul.... 118	121	.350	56	{ Johnson, Det.... 117	97	.292		
26	Nicholson, Det.... 81	103	.348	57	{ Hatfield, K. C... 28	20	.290		
27	Strauss, Minn..... 120	144	.346	57	{ Rupert, K. C.... 89	67	.290		
28	Gillen, Detroit.... 125	95	.344	57	{ Long, Mil. 121	85	.290		
	{ Twitchell, Mil... 124	143	.343	58	{ Raymond, Det... 10	4	.290		
29	{ Comiskey, St. P.. 17	15	.343	58	{ Wittrock, Ind.... 10	10	.286		
	{ McFarland, Ind.. 120	127	.343	59	{ Freeman, Det.... 122	109	.286		
	{ Niland, Gr. Rap.. 116	81	.341	59	{ Wheelock, G. R... 54	50	.284		
30	{ Weaver, Mil.... 124	113	.341	60	{ Kraus, St. P..... 41	24	.283		
	{ Roach, Toledo... 107	86	.341	60	{ Daniels, K. C... 12	9	.283		
	{ Nichol, Ind-Mil.. 85	69	.341	60	{ Moran, G.R.&M.. 84	60	.283		
31	{ Nichol, K. City.. 102	93	.338	61	{ Boyle, St P..... 46	33	.281		
	{ Kling, K. City... 62	41	.338	61	{ Hastings, K. C... 28	27	.280		
32	Camp, St. Paul.... 120	145	.337	62	{ Woods, Ind.... 21	13	.278		
33	Cavelle, Toledo... 10	12	.333	63	{ Phillips, Ind..... 28	21	.274		
34	{ Carney, Toledo.. 106	56	.331	64	{ Zahner, G.R.&K.C. 28	13	.273		
	{ Earle, Gr. Rap... 33	34	.331	65	{ Whitehill, Det... 35	12	.271		
35	Sharp, Milwaukee.. 118	115	.330	66	{ Goar, Tol. 62	36	.269		
36	{ Werrick, Mpls... 112	109	.329	67	{ Pepper, St. P..... 47	31	.269		
	{ Connor, Tol..... 124	128	.329	68	{ Bl'kburn, Ind-Mpls 25	19	.264		
37	Glenalvin, I. & G.R. 88	76	.327	69	{ Baker, Mil..... 48	30	.263		

BAITING AVERAGE—Continued.

Rank.	PLAYER AND CLUB.	Number of Games.	Runs Scored.	Per cent. Base Hits to Times at Bat.	Rank.	PLAYER AND CLUB.	Number of Games.	Runs Scored.	Per cent. Base Hits to Times at Bat.
69	Gallagher, Tol.....	114	62	.263	79	Pears, Det.....	65	30	.228
70	Berger, St. P.....	24	17	.261	80	Fanning, Mpls.....	34	16	.213
71	Rettger, Mil.....	46	27	.259	81	Jones, G. R.....	52	29	.211
72	{ Smith, St. P.....	57	61	.258	82	Bolan, Mil.....	80	32	.209
	{ Boyd, Det.....	23	19	.258	83	Hughey, Tol.....	41	22	.208
73	{ Stafford, Mil.....	57	16	.257	84	{ Nops, Tol.....	46	15	.201
	{ Lohbeck, Det.....	27	8	.257		{ Gayle, Detroit...	44	22	.201
74	{ Jones, St. P.....	30	15	.250	85	Petty, Tol. & G. R.	28	9	.200
	{ Outcalt, Tol.....	33	18	.250	86	McCarthy, Tol.....	10	1	.194
75	{ Fear, G. R.....	18	16	.247	87	Van Dyke, St. P....	13	9	.170
	{ Fisher, Ind.....	52	30	.246	88	Johnstone, St. P...	41	15	.159
76	Duke, Mpls.....	11	6	.237	89	Scheibeck, D. & Tol	15	4	.125
77	Stephens, Mil.....	45	19	.234	90	Gifford, Tol.....	14	4	.120
78	Niles, Mil.....	21	16	.233	91	Dammann, T. & I..	20	6	.111

Fielding Records.

FIRST BASEMEN.

Rank.	PLAYER AND CLUB.	No. of Games.	Total Chances.	Per cent. Accepted.	Rank.	PLAYER AND CLUB.	No. of Games.	Total Chances.	Per cent. Accepted.
1	{ Klusman, K. C...	109	1112	.982	7	Cassidy, G. R.....	101	1040	.974
	{ Carney, Toledo..	106	1113	.982	8	{ Strouthers, Det..	77	763	.972
	{ Camp, St. Paul...	33	335	.982		{ Comiskey, St. P..	17	143	.972
2	Werden, Minn.....	123	1289	.981	9	Stafford, Milwaukee	27	267	.966
3	Gilks, Toledo.....	13	150	.980	10	Twitchell, Mil.....	26	256	.961
4	McCauley, Detroit.	100	989	.979	11	Twineham, Detroit.	15	149	.960
5	Motz, Indianapolis.	116	1219	.977	12	Kling, K. C.....	13	144	.951
6	Mullane, St. Paul..	60	598	.975	13	Carroll, G. R. K. C.	10	110	.918

SECOND BASEMEN.

Rank.	PLAYER AND CLUB.	No. of Games.	Total Chances.	Per cent. Accepted.	Rank.	PLAYER AND CLUB.	No. of Games.	Total Chances.	Per cent. Accepted.
1	Pears, Detroit.....	10	43	.953	7	Canavan, Ind.....	74	427	.927
2	Manning, K. C.....	121	678	.947	8	Niland, Tol., G. R.	33	238	.924
3	{ Pickett, St. Paul.	112	687	.946	9	{ Truby, G. R.....	35	246	.915
	{ Connor, Toledo..	124	791	.946		{ Sharpe, Mil.....	118	700	.911
4	Glenalvin, G. R....	84	602	.942	10	{ Delahanty, Det...	16	112	.911
5	Gillen, Detroit....	10	58	.931	11	{ Werrick, Minn....	112	749	.907
6	Nicholson, Detroit	81	524	.929					

THIRD BASEMEN.

Rank.	PLAYER AND CLUB.	No. of Games.	Total Chances.	Per cent. Accepted.	Rank.	PLAYER AND CLUB.	No. of Games.	Total Chances.	Per cent. Accepted.
1	Hatfield, Kan. City.	117	428	.904	7	Klopf, Mil.-Tol.....	97	392	.865
2	Niles, Milwaukee..	20	77	.896	8	Raymond, Det.....	115	489	.861
3	Kuehne, Minn.....	120	547	.892	9	Weddige, Tol.....	10	41	.854
4	Hartman, Mil.....	113	375	.891	10	Newell, Ind.....	51	181	.845
5	Callopy, Gr. Rapids	122	530	.887	11	Roat, Ind.....	72	280	.825
6	O'Rourke, St. Paul.	118	333	.867					

SHORT STOPS.

Rank.	PLAYER AND CLUB.	No. of Games.	Total Chances.	Per cent. Accepted.	Rank.	PLAYER AND CLUB.	No. of Games.	Total Chances.	Per cent. Accepted.
1	Schiebeck, Toledo..	13	60	.933	7	Connaughton, K. C.	115	682	.874
2	Niland, Gr. Rapids.	64	373	.885	8	Wheelock, G. R....	122	747	.873
3	Taylor, Mil.....	124	759	.883	9	{ Gillen, Detroit....	115	670	.855
4	{ Irwin, St. Paul...}	112	706	.882	10	{ Newell, Ind.....	70	401	.855
	{ Hines, Kan. City..}	10	51	.882	10	Gallagher, Toledo..	44	239	.828
5	Hulen, Minn.....	122	669	.877	11	Camp, St. Paul....	10	52	.788
6	Roat, Ind.....	48	315	.876					

OUTFIELDERS.

Rank.	PLAYER AND CLUB.	Games.	Chances Offered.	Chances Accepted.	Rank.	PLAYER AND CLUB.	Games.	Chances Offered.	Chances Accepted.
1	Niland, G. R.....	19	36	.972	18	{ Lally, Mpls.....	123	276	.909
2	Stratton, St. Paul..	43	90	.967		{ Kraus, St. Paul..	17	44	.909
3	Cassidy, G. R.....	15	24	.958	19	Long, Milwaukee..	89	260	.908
4	Weaver, Milwaukee	90	280	.943	20	Twitchell, Mil.....	84	204	.907
5	Canavan, Ind.....	31	68	.941	21	Strauss, Mpls.....	97	254	.902
6	{ McCarthy, Ind...}	120	330	.939	22	{ Cavelle, Toledo..	10	20	.900
	{ Gettinger, Ind...}	36	82	.939		{ Freeman, Detroit.	10	20	.900
7	{ Gilks, Toledo....}	105	219	.936	23	{ Marr, St. Paul...}	55	110	.891
	{ Nichol, Milwa'kee	81	237	.936		{ Wright, G. R....	124	376	.891
8	Hogriever, Ind.....	44	73	.932	24	Rupert, K. C.....	27	52	.885
9	Nichol, K. C.....	102	314	.930	25	Gallagher, Toledo..	68	111	.883
10	{ Burns, St. Paul...}	118	248	.927	26	{ Dungan, Detroit.	125	297	.882
	{ Camp, St. Paul...}	74	179	.927		{ Woods, Ind.....	21	51	.882
11	Hogan, Ind.....	110	305	.925	27	Klopf, Milwaukee..	19	40	.875
12	{ Shields, G. R....}	26	65	.923	28	Stafford, G. R.....	23	38	.868
	{ Gifford, Toledo..	14	26	.923	29	Smith, St. Paul....	57	133	.865
13	Newman, Det.....	117	310	.919	30	Carroll, G. R., K.C.	108	218	.858
14	Weddige, Toledo...	112	280	.918	31	Baker, Milwaukee..	10	26	.846
15	Campau, Detroit...	108	233	.914	32	Kling, K. C.....	14	18	.833
16	{ George, St. Paul..}	124	307	.912	33	Fraser, Mpls.....	23	59	.830
	{ Hines, K. C.....}	75	160	.912	34	Campbell, G. R....	21	53	.811
	{ Van Dyke, St. P..}	13	34	.912	35	Frank, Mpls.....	37	83	.807
17	Hernon, K. C.....	124	301	.910	36	Goar, Toledo.....	26	40	.775

PITCHERS' AVERAGES.

Rank.	PLAYERS.	Number of Games.	Per cent. of Base Hits by Opponents.	Average of Runs Earned.	Rank.	PLAYERS.	Number of Games.	Per cent. of Base Hits by Opponents.	Average of Runs Earned.
1	Mullane.....	30	.290	2.30	15	Baker.....	38	.310	3.52
2	Fisher.....	52	.280	2.46	16	Jones.....	45	.321	3.55
3	Hastings.....	44	.286	3.04	17	Fanning.....	34	.351	3.58
4	Jones.....	30	.357	3.10	18	Pepper.....	42	.334	3.71
5	Phillips.....	18	.290	3.11	19	Stephens.....	45	.319	3.73
6	Dammon.....	18	.323	3.27	20	Daniels.....	39	.316	3.82
7	Rettger.....	42	.327	3.30	21	Pears.....	38	.347	4.00
8	Kling.....	34	.305	3.05	22	Healy.....	34	.332	4.23
9	Cross.....	44	.313	3.36	23	Kilroy.....	14	.377	4.42
10	Goar.....	32	.308	3.37	24	Gayle.....	44	.345	4.47
11	{ Fraser.....	48	.323	3.41	25	Stafford.....	41	.373	4.80
	{ Johnstone.....	41	.314	3.41	26	{ Petty.....	28	.338	4.89
12	Hughey.....	39	.314	3.43		{ Blackburn.....	19	.362	4.89
13	Nops.....	38	.318	3.47	27	Johnson.....	18	.376	5.11
14	Whitehill.....	35	.320	3.51	28	Donohue.....	18	.370	5.18

CATCHERS' AVERAGES.

Rank.	PLAYER AND CLUB.	No. of Games.	Total Chances.	Per cent. Accepted.	Rank.	PLAYER AND CLUB.	No. of Games.	Total Chances.	Per cent. Accepted.
1	Lohbeck, Detroit...	21	100	.970	9	Kraus, St. Paul....	18	99	.939
2	Twineham, Det....	84	441	.966	10	Bolan, Milwaukee..	80	384	.938
3	Roach, Toledo.....	102	568	.961	11	Berger, St. Paul....	24	127	.937
4	{ Boyle, St. Paul...	84	466	.957	12	Zahner, G. R., K.C.	28	135	.933
	{ Strauss, Minn....	17	94	.957	13	Earle, G. R.....	28	145	.931
5	Wilson, Minn.....	105	594	.956	14	Outcalt, Toledo....	26	173	.925
6	Moran, G. R. & Mil.	12	67	.955	15	Boyd, Detroit.....	13	72	.917
7	{ Bergen, K. C.....	109	605	.954	16	Campbell, G. R....	39	184	.913
	{ McFarland, Ind..	118	628	.952	17	Fear, Grand Rapids.	15	88	.886
8	Weaver, Mil.....	34	205	.951	18	Nie, Grand Rapids	15	70	.871

EASTERN LEAGUE



A. JONES,
Champion Batsman, 1895.

THE Eastern League in 1895 had representative clubs in its circuit from Massachusetts, Rhode Island, New York, Pennsylvania and Toronto, Canada, three of the eight clubs comprising the League being from New York State, two from Pennsylvania, and one each from Massachusetts, Rhode Island and Canada. Its championship campaign did not begin until May 4, a good time for an Eastern organization to send its teams to the field, April being too early. The Providence club opened the pennant race with a victory over the visiting

Buffalos by 15 to 8; Springfield beginning its championship career with a double triumph over the visiting Torontos by 6 to 4 and 16 to 3; while the Wilkesbarre team had a close fight with the visiting Rochesters, the former winning by 4 to 2 only, and the Scrantons salted the saline team of Syracuse by 8 to 4. The end of the first week of the pennant race saw the Springfields in the van with 6 victories to their credit and "nary" a defeat, Wilkesbarre being tied with Scranton with the percentage figures at .750 each, followed by Providence with .600, Syracuse with .333, Toronto and Rochester with .200 each, while Buffalo had to be content with the low percentage figures of .167, the result of a single victory out of six games played.

The managers of the Eastern League clubs in 1895 were Messrs. Thomas Burns of Springfield, W. J. Murray of Providence, D. Shannon of Wilkesbarre, S. Griffin of Syracuse, C. H. Morton of Buffalo, W. Barnie of Scranton, J. C. Chapman of Rochester, and Charles Maddock of Toronto.

The appended record of the pennant race of the League for 1895 shows the Springfield team as the champions, with Providence a good second and Wilkesbarre third, the Canadian team being left in the last ditch. The difference in percentage points between the leader and the tail-ender was .326 points, showing a rather uneven race. Here is the record in full:

EASTERN LEAGUE, 1895.

CLUBS.	Springfield.	Providence.	Wilkesbarre.	Syracuse.	Buffalo.	Scranton.	Rochester.	Toronto.	Victories.	Per cent. of Victories.
Springfield.....		9	8	10	11	14	14	13	79	.687
Providence.....	9		11	6	10	12	15	11	74	.627
Wilkesbarre.....	7	7		7	8	12	12	8	61	.555
Syracuse.....	5	8	7		11	10	11	10	62	.539
Buffalo.....	6	7	7	8		10	9	16	63	.508
Scranton.....	2	5	4	6	7		11	9	44	.379
Rochester.....	4	4	5	11	7	7		9	47	.364
Toronto.....	3	4	7	5	7	7	10		43	.361
Defeats.....	36	44	49	53	61	72	82	76	473

At the close of the Eastern League championship season an extra series of games were played between the Springfield and Providence clubs for an elegant silver cup, liberally presented by Messrs. Steinert & Sons of Providence, for a final trial of strength between the two leading clubs in the Eastern League pennant race, the series consisting of best 4 out of 6 games, 3 to be played at Springfield and 3 at Providence. The appended record shows that the series of six games played were won by the Springfield champions after a close fight, they winning four of the six.

THE STEINERT CUP SERIES.

Date.	Contesting Clubs.	City.	Pitchers.	Score.
Sept. 16	Springfield vs. Providence..	Springfield..	Coughlin.R'derham	8-3
" 17	Springfield vs. Providence..	Springfield..	Callahan....Hodson	4-3
" 18	Springfield vs. Providence..	Springfield..	Gruber.....Lovett	8-6
" 20	Providence vs. Springfield..	Providence..	Hodson.. .Callahan	7-3
" 21	Providence vs. Springfield..	Providence..	R'derham.Coughlin	12-7
" 22	Springfield vs. Providence..	Providence..	Gruber.....Lovett	9-6

Total runs—Springfield, 39; Providence, 37.

The champion club players of the Eastern League for 1895 included Pitchers Coughlin, Gruber and Callahan; Catchers Gunson, Leahy and Garry, with Gilbert, McDonald and Donnelly on the bases, Shannon as short stop, and Lych, Jones and Scheffler in the outfield.

Eastern League, 1895.

Below will be found the official batting and fielding averages of the Eastern League of Professional Base Ball Clubs for the season of 1895, as furnished by P. T. Powers, President. Individual batting averages for twelve games or more, with runs scored and bases stolen.

BATTING AVERAGE.

PLAYER AND CLUB.	Games.	Runs.	Stolen Bases.	Per cent. of Base Hits.	PLAYER AND CLUB.	Games.	Runs.	Stolen Bases.	Per cent. of Base Hits.
Jones, Springfield..	50	57	29	.399	E. Rogers, Scranton	52	24	8	.303
Clarke, Scranton...	34	24	3	.391	Egan, Syracuse....	113	92	43	.302
M. Kilroy, Scranton	55	40	11	.373	Moss, Syracuse....	113	81	16	.302
J. Smith, Toronto..	113	108	31	.373	Garry, Rochester..	91	65	13	.298
Knight, Providence	116	98	20	.363	A. Smith, Scranton	71	48	18	.297
Ward, Scranton....	104	96	27	.357	Field, Buffalo.....	123	101	5	.296
Lynch, Springfield.	103	111	54	.351	Drauby, Buffalo....	115	100	8	.296
Lush, Rochester....	98	101	45	.349	Betts, Wilkesbarre.	67	56	13	.295
Meaney, Scranton..	75	51	5	.348	McDonald, Sp'gfield	112	93	25	.295
Simon, Syracuse...	112	102	17	.347	Vickery, Buffalo...	22	8	2	.295
Shearon, Buffalo...	122	131	27	.346	Coughlin, Sp'gfield.	34	21	9	.295
Payne, Roch. & Tor	78	42	9	.346	Lewee, Buffalo.....	120	86	15	.292
Lake, Toronto.....	96	59	12	.343	Deitrich, Toronto..	41	28	13	.289
D. Shannon, Wilkes	73	73	24	.346	Bottemus, Buffalo..	113	112	20	.288
Breckenridge, Roch	87	77	6	.338	Berger, Rochester..	84	56	6	.288
Gruber, Springfield.	45	26	3	.337	Huston, Scranton..	82	53	18	.286
Daly, Rochester...	128	110	6	.336	Butler, Scranton...	23	18	4	.285
Lytle, Wilkesbarre.	89	112	8	.336	Gray, Toronto.....	42	19	4	.285
Murray, Providence	115	103	74	.335	Hamburg, Roch'ster	120	88	32	.283
Dowse, Buffalo....	82	63	5	.333	Whitehead, Roch..	49	32	2	.280
Power, Syracuse...	112	89	26	.333	C. A. Smith, Wilkes	105	59	15	.280
Lyons, Providence.	116	121	43	.332	Bassett, Providence	114	105	23	.280
Lezotte, Wilkesbar'e	109	111	12	.332	Rafter, Syracuse...	44	29	5	.278
Crane, Tor. & Roch	41	19	2	.330	D. Sweeney, Syra ..	75	62	12	.277
Earle, Wilkesbarre.	109	79	27	.329	Dixon, Providence!	68	35	14	.275
Scheffler, Sp'ngfield	112	94	43	.329	Casey, Toronto	95	46	20	.274
Donnelly, Sp'gfield.	93	112	26	.328	Urquhart, Buffalo..	93	61	8	.271
Duryea, Rochester.	33	20	2	.327	White, Rochester..	49	26	5	.264
J. Rogers, Pr'idence	110	88	26	.327	Keenan, Rochester.	43	28	9	.264
Bannon, Syra.....	47	44	25	.325	Sweeny, Scranton..	42	30	5	.261
Schrivver, Scranton.	38	29	2	.323	Tighe, Rochester..	33	21	3	.260
Gunson, Springfield	76	39	3	.322	McMahon, Wilkes..	90	49	14	.260
Callahan, Sp'ngfield	50	40	9	.321	Harper, Rochester.	48	31	11	.257
Hess, Syracuse.....	89	56	11	.319	Meara, Toronto....	70	41	26	.255
Wis, Buffalo.....	111	79	22	.318	W. Sweeney, Scranton	43	24	5	.253
Griffin, Wilkesbarre	97	74	19	.318	Stearns, Scranton..	85	63	9	.252
O'Brien, Rochester	106	83	9	.317	Lovett, Providence.	39	24	5	.251
McCauley, Pr'dence	89	69	30	.317	J. Eagan, P'vidence	22	16	1	.250
DeMontreville, Tor	112	92	40	.315	J. M. Keenan, Wilks	47	24	5	.240
Freeman, Toronto..	99	89	13	.315	Herndon, Buffalo..	40	22	4	.239
Leahy, Springfield.	63	63	27	.314	T. Johnson, Scran..	35	17	4	.238
Clymer, Buffalo....	125	108	25	.312	Delaney, Syracuse..	45	25	0	.237
Lutenburg, Toronto	105	87	26	.311	Stricker, Providence	91	70	55	.235
F. Shannon, Spring.	107	124	44	.309	W. Johnson, Scran.	42	21	3	.235
Cooney, Providence	116	62	29	.309	Sippi, Toronto.....	38	22	8	.234
Bonner, Wilkesbarre	51	42	8	.308	Campfield, Wilkes..	13	14	0	.234
Diggins, W'kesbarre	85	48	9	.307	Shinnick, Toronto..	117	83	28	.232
Minnehan, Syracuse	112	88	13	.305	Lampe, Buffalo	12	7	2	.231
P. Egan, Scranton..	74	57	10	.304	Barnett, Syracuse..	43	30	5	.231
Gilbert, Springfield.	112	96	27	.304	Fournier, Toronto.	12	1	0	.230

BATTING AVERAGE—(Continued).

PLAYER AND CLUB.	Games.	Runs.	Stolen Bases.		PLAYER AND CLUB.	Games.	Runs.	Stolen Bases.	
			Stolen	Per cent. of Base Hits.				Stolen	Per cent. of Base Hits.
Welch, Syracuse...	88	86	23	.229	Colcolough, Wilkes.	21	11	2	.180
Wente, Wilkesbarre	61	23	2	.220	Radford, Scranton.	53	52	14	.172
Brady, Scranton...	58	28	9	.220	Gannon, Syracuse..	17	10	2	.148
McGuinness, Buff..	23	7	1	.207	Hodson, Providence	28	15	1	.144
Wadsworth, Buffalo	34	16	2	.193	Day, Syracuse.....	18	10	3	.125
Rudderham, Prov..	32	20	2	.187	Meekin, Wilkes....	15	3	0	.108
Congalton, Toronto	13	9	3	.186					

FIELDING AVERAGES.

CATCHERS.

PLAYER AND CLUB.	Games.	Percent- age.	PLAYER AND CLUB.	Games.	Percent- age.
Leahy, Springfield.....	44	.961	Gunson, Springfield.....	76	.929
Dixon, Providence.....	39	.960	Hess, Syracuse.....	80	.928
Wente, Roch & Wilkes...	49	.952	Casey, Toronto.....	32	.924
Rogers, Scranton.....	47	.952	McCauley, Providence...	89	.924
Diggins, Wilkesbarre....	83	.949	White, Rochester.....	39	.892
Rafter, Syracuse.....	44	.939	Schrifer, Scranton.....	31	.890
Lake, Toronto.....	87	.939	A. Smith, Scranton	34	.886
Berger, Rochester	78	.937			

PITCHERS.

McGuinness, Buffalo.....	23	1.000	Delaney, Scra. and Syra..	35	.918
Wadsworth, Buffalo.....	34	.986	J. Egan, Providence.....	21	.917
Vickery, Buffalo.....	22	.973	Betts, Wilkesbarre.....	20	.913
Herndon, Buffalo.....	33	.973	Hodson, Providence.....	28	.912
Rudderham, Providence..	32	.972	Harper, Rochester.....	48	.909
J. Keenan, Wilkesbarre..	43	.963	Gruber, Springfield.....	36	.908
Gray, Toronto.....	41	.956	Day, Syracuse.....	16	.893
Callahan, Springfield....	40	.951	Crane, Tor. and Roch...	34	.887
T. Johnson, Scranton ...	34	.941	Coughlin, Springfield....	34	.885
Barnett, Syracuse.....	43	.938	Colcolough, Wilkesbarre..	21	.868
Lovett, Providence.....	39	.934	Gannon, Syracuse.....	17	.864
Fournier, Buff. and Tor..	12	.933	Meekin, Wilkesbarre....	14	.857
Duryea, Rochester.....	29	.933	Lampe, Buffalo.....	11	.846
M. Kilroy, Syracuse.....	27	.925	Meaney, Scranton.....	26	.845
Payne, Roch. and Tor ...	20	.923	Campfield, Wilkesbarre ..	13	.781

FIRST BASEMEN.

Clark, Scranton.....	34	.986	Field, Buffalo.....	123	.981
Rogers, Providence.....	110	.984	Stearns, Scranton.....	73	.980
Hamburg, Rochester.....	34	.984	Gilbert, Springfield.....	96	.976
Lutenberg, Toronto.....	105	.982	Power, Syracuse.....	112	.976
Earle, Wilkesbarre.....	109	.981	Breckenridge, Rochester.	87	.976

SECOND BASEMEN.

D. Shannon, Wilkesbarre	73	.946	Wise, Buffalo.....	111	.904
Radford, Scranton.....	22	.943	Dowse, Buffalo.....	20	.904
W. Egan, Syracuse.....	113	.931	Hamburg, Rochester.....	43	.896
McDonald, Springfield...	112	.930	Shinnick, Roch. and Tor.	117	.896
Stricker, Providence.....	91	.921	Bonner, Wilkesbarre.....	40	.894
Ward, Scranton.....	99	.912	Sippi, Toronto.....	38	.870
Dixon, Providence.....	23	.908	Tighe, Rochester.....	33	.868

THIRD BASEMEN.

Bassett, Providence.....	114	.932	Huston, Scranton.....	58	.862
Donnelly, Springfield.....	93	.910	C. Smith, Wilkesbarre...	105	.854
J. Smith, Toronto.....	113	.890	Whitehead, Scra. & Roch.	49	.840
Minnehan, Syracuse.....	112	.884	Gilbert, Springfield.....	16	.825
Brady, Scranton.....	31	.883	O'Brien, Rochester.....	84	.817
Drauby, Buffalo.....	115	.868			

SHORTSTOPS.

Cooney, Providence.....	116	.934	F. Shannon, Springfield..	107	.884
Moss, Syracuse.....	112	.918	Radford, Scranton.....	35	.879
Huston, Scranton.....	26	.914	W. Sweeny, Scranton...	33	.871
Lewee, Buffalo.....	120	.906	Jos. Keenan, Rochester...	39	.846
McMahon, Wilkesbarre...	90	.904	Bonner, Wilkesbarre.....	11	.831
DeMontreville, Toronto..	112	.892	P. Sweeny, R. and Scra..	32	.813

OUTFIELDERS.

Lyons, Providence.....	116	.966	D. Sweeny, Syracuse.....	75	.909
Knight, Providence.....	116	.962	Payne, Roch. and Tor....	58	.909
Butler, Scranton.....	23	.955	Brady, Scranton.....	27	.909
Meaney, Scranton.....	49	.952	Casey, Toronto.....	61	.905
Clymer, Buffalo.....	125	.952	Betts, Wilkesbarre.....	44	.904
Bottemus, Buffalo.....	113	.947	Griffin, Syra. and W'barre	97	.902
Lynch, Springfield.....	103	.941	Simon, Syracuse.....	112	.901
Hamburg, Rochester.....	43	.941	Lytle, Wilkesbarre.....	109	.898
Murray, Providence.....	114	.938	Welch, Syracuse.....	88	.897
Mat Kilroy, Syracuse....	28	.930	P. Eagan, Scranton.....	74	.896
Congalton, Toronto.....	13	.929	Bannon, Scranton.....	35	.895
Daly, Rochester.....	128	.925	Barry, Spring. and Roch.	91	.886
Sheffler, Springfield.....	112	.923	Freeman, Toronto.....	99	.879
Jones, Springfield.....	50	.921	Meara, Toronto.....	70	.875
Shearon, Buffalo.....	122	.921	Lush, Rochester.....	98	.851
Deitrich, Toronto.....	41	.912	A. Smith, Scranton.....	27	.836
Lezotte, Wilkesbarre....	107	.912	White, Rochester.....	19	.750
W. Johnson, Scranton....	42	.910	Leahy, Springfield.....	17	.736

Rogers of the Providence team led the Eastern League first basemen, he playing in all, 110 games for a percentage of .984, to Clark's of Scranton 34 games for .986, only two points more and not playing half the games Rogers did. D. Shannon of Wilkesbarre led the second basemen with .946 and Bassett of Providence the third basemen with .932. Cooney of Providence led the short stops with .934 and Lyons of Providence the outfielders with .966.

WESTERN ASSOCIATION



H. G. EBRIGHT,
Manager of the Lincoln Club.

THE Western Association began its campaign of 1895 on May 2, on which date the Des Moines team opened with a victory over the visiting Rockfords with the score of 6 to 3, the occasion being made noteworthy through the game being played under the auspices of Governor Jackson and State officers, having special seats in the grand stand. At St. Joseph,

too, the opening game there was marked by a parade headed by Mayor Shepard. The home team won by 18 to 4. With the visiting team was the veteran pitcher Caruthers of St. Louis and Brooklyn, who covered first base finely. At Omaha the same day 5,000 people saw the home team whip the visiting Quincy team by 15 to 8; and at Lincoln the same date the Peorians were taken into camp by 6 to 2. At the end of the first week Des Moines and Lincoln were tied for first place with a percentage of 1.000 each, Quincy and St. Joseph were tied at .667 for third position, Omaha and Jacksonville were tied for fifth place at .333, and both Peoria and Rockford had then to win their first games, Rockford having lost 4 to Peoria's 3.

The Western Association champions of the Lincoln club included E. Barnes, C. Kinner and E. Gragg, pitchers; G. Speer, catcher; J. Sullivan, H. G. Ebright (manager), and B. Hill on the bases; W. Hollingsworth at short field, and E. Van Buren, H. S. Bennett and A. Kennedy in the outfield.

The Association ended its season of 1895 on September 25, the Lincoln club being the winner of the pennant race, as will be seen by the appended record:

Record for 1895.

CLUBS.	Lincoln.	Peoria.	Des Moines.	Denver.	Rockford.	Quincy.	Burlington.	Springfield.	St. Joseph.	Dubuque.	Victories.	Per cent. of Victories.
Lincoln.....		10	13	8	9	8	2	12	12	6	80	.625
Peoria.....	10		11	8	11	10	4	8	12	0	74	.574
Des Moines.....	5	10		6	11	10	0	9	14	6	71	.563
Denver.....	5	9	6		9	7	0	11	5	0	52	.525
Rockford.....	9	9	7	7		10	4	7	13	2	66	.524
Quincy.....	10	8	6	8	8		2	6	12	3	63	.500
Burlington.....	1	2	0	0	2	4		0	3	0	12	.480
Springfield.....	3	3	6	5	5	6	0		6	0	34	.366
St. Joseph.....	5	6	6	5	4	8	1	6		4	45	.363
Dubuque.....	0	0	0	0	1	0	0	0	2		3	.125
Defeats.....	48	55	55	47	60	63	13	59	79	21	500	

The only break of the season was caused by Omaha's transfer to Denver and subsequent disbandment, causing the dropping of Denver and Jacksonville, and the substitution of Dubuque and Burlington of the disbanded Iowa League.

The Western Association Averages.

The worst scoring done in any minor league in 1895 was that of the Western Association, which made ex-President Kent so very tired. He said that "some of the games were never reported, and the scores of others were manifestly inaccurate, containing duplicates and errors of omission and commission which required much time and labor to untangle."

This kind of thing will occur year after year until each club takes pains to appoint competent men to do the work of the official scorer. In the case of the majority of the Western Association scorers their work was fairly good, but the inefficiency and negligence of the others negated, to some extent, the good work of the majority. Notwithstanding these handicaps, Mr. Kent has computed the averages, which are as nearly correct as possible under the circumstances. Absolute accuracy is not claimed for them. Players who participated in fifteen or more games are given averages. Exceptions are made in the case of Dubuque and Burlington players. Here are the batting averages of 1895:

NAME AND CLUB.	Games.	Runs.	Per cent.	NAME AND CLUB.	Games.	Runs.	Per cent.
Kreig, Rockford.....	119	117	.452	Jackson, Burlington...	25	30	.383
McBride, Rockford...	32	46	.406	Spratt, Burlington....	22	21	.369
Stewart, Rockford....	15	20	.396	LaRocque, Quincy....	82	84	.362
O'Brien, Omaha.....	75	86	.390	Letcher, Des Moines..	86	115	.359
Holmes, Des Moines..	42	46	.386	Truby, Rockford.....	52	57	.353

NAME AND CLUB.	Games.	Runs.	Per cent.	NAME AND CLUB.	Games.	Runs.	Per cent.
Lohman, St. Joe.....	102	100	.351	Alberts, St. Joe.....	103	61	.271
Parrott, Rockford....	26	18	.351	Miles, St. Joe.....	92	66	.271
Purvis, Des Moines....	107	73	.348	Hoover, Jacksonville..	51	33	.270
Howe, St. Joe.....	30	39	.347	Speer, Lincoln.....	110	97	.270
Hutchinson, Omaha...	77	85	.347	Boland, Quincy.....	86	70	.268
Slagle, Omaha.....	80	114	.345	Hollingsworth, Lincoln	115	79	.268
Mertes, Quincy.....	85	116	.345	Hickey, Quincy.....	68	64	.267
White, Burlington....	22	32	.345	Meehan, Jacksonville..	44	39	.267
Dolan, Rockford.....	20	19	.342	Griffin, St. Joe.....	93	65	.266
Katz, Jacksonville....	82	121	.338	Kimerer, Lincoln....	68	51	.265
Visner, Rockford.....	108	136	.330	McHale, St. Joe.....	101	72	.265
Bennett, Peoria.....	89	69	.328	Zeis, Jacksonville....	44	29	.265
Farrell, Quincy.....	62	57	.326	Burriss, Dubuque....	14	11	.264
Taylor, Jacksonville..	33	39	.326	Francis, Peoria.....	103	77	.264
Caruthers, Jacks'nville	92	100	.319	Thornton, Rockford..	27	23	.263
Haller, Peoria.....	87	83	.317	Holland, Rockford....	96	57	.261
Thomas, Peoria.....	48	33	.316	Traffley, Des Moines..	92	53	.260
Kennedy, Lincoln....	113	116	.315	Figgemeier, Des Moines	46	22	.257
Dillon, Dubuque.....	19	12	.314	Nulton, Peoria.....	95	73	.257
Flaherty, Rockford...	45	28	.313	Underwood, Rockford	62	40	.256
Pace, Omaha.....	69	68	.312	Kling, Rockford.....	118	84	.255
Hines, Burlington....	21	16	.310	Belt, Jacksonville....	82	47	.255
Lynch, Burlington....	22	22	.308	Hill, Lincoln.....	115	124	.253
Pabst, Rockford.....	40	47	.307	Andrews, Des Moines.	41	19	.250
Connors, Peoria.....	16	18	.306	LeRett, St. Joe.....	69	44	.250
McFarland, Des Moines	105	104	.306	Donnelly, Omaha....	29	25	.247
Ames, Dubuque.....	11	4	.304	McCormack, Quincy..	82	53	.245
Seisler, Peoria.....	86	67	.303	Colburn, St. Joe.....	24	7	.240
Dugdale, Peoria.....	64	37	.302	McCarthy, St. Joe....	99	74	.239
Shaffer, Omaha.....	99	121	.302	Snyder, Rockford....	108	62	.237
Fisher, Peoria.....	101	105	.302	Van Dyke, Jacksonv'e	63	45	.236
Collins, Peoria.....	79	59	.301	Wilbur, Dubuque.....	11	9	.236
Egan, Jacksonville....	59	72	.300	Phillips, Dubuque....	14	8	.233
Darby, Omaha.....	22	15	.300	McGrevey, Quincy....	41	9	.231
Marcum, St. Joe.....	110	75	.299	McVey, St. Joe.....	75	55	.231
Inks, Omaha.....	106	86	.299	Nichols, Burlington..	16	9	.230
Flynn, Peoria.....	108	145	.297	Parvin, St. Joe.....	21	8	.226
Ebright, Lincoln....	114	107	.296	Mesmer, Burlington..	22	15	.222
Armstrong, Quincy...	84	70	.291	Veach, St. Joe.....	29	18	.222
Ulrich, Omaha.....	86	114	.291	White, Jacksonville..	18	12	.213
Balsz, Omaha....	25	22	.289	Caplinger, Jacksonv'e.	29	9	.212
McVicker, Des Moines.	115	102	.288	Gatewood, St. Joe....	30	18	.210
Gragg, Lincoln.....	39	16	.287	Seery, St. Joe.....	48	35	.208
Nattress, Omaha....	41	37	.287	Carrish, Omaha.....	23	10	.203
Mohler, Des Moines..	112	115	.286	Eagan, Omaha.....	31	14	.203
Jantzen, Jacksonville.	26	12	.285	Roach, Des Moines...	59	27	.202
Bear, Dubuque.....	14	9	.280	Horton, Rockford....	42	33	.200
Hanson, Peoria.....	52	30	.280	Schwartz, Jacksonville	39	16	.200
Devinney, Jacks'nville	92	82	.279	Hackett, Burlington..	14	5	.198
Logue, St. Joe.....	17	25	.279	Johnson, St. Joe.....	39	14	.189
White, Quincy.....	64	45	.279	Slagle, St. Joe.....	58	24	.188
Morrissey, Dubuque..	14	2	.279	Parker, Jacksonville..	29	11	.188
Richter, St. Joe.....	54	38	.279	Trainor, Rockford....	18	6	.185
Van Buren, Lincoln..	114	126	.279	Barnes, Lincoln.....	58	30	.181
Jones, St. Joe.....	102	58	.278	Keas, Dubuque.....	14	5	.169
McKibben, Des Moines	102	83	.277	Stultz, St. Joe.....	16	3	.166
Preston, Des Moines..	26	19	.277	Zeigler, St. Joe.....	25	16	.162
Cole, Lincoln.....	64	45	.276	Sonier, Des Moines...	44	15	.129
Sullivan, Lincoln....	113	85	.273	Mauck, Des Moines...	17	9	.100

CATCHERS.

NAME AND CLUB.	Games.	Per cent.	NAME AND CLUB.	Games.	Per cent.
Dugdale, Peoria.....	61	.966	Snyder, Rockford.....	108	.946
Traffley, Des Moines.....	54	.958	Boland, Quincy.....	76	.946
Collins, Peoria.....	54	.953	Jones, St. Joe.....	90	.944
Belt, Jacksonville.....	20	.953	Lynch, Burlington.....	20	.944
Speer, Lincoln.....	110	.951	McHale, St. Joe.....	22	.930
McFarland, Des Moines...	55	.949	Lohman, St. Joe.....	99	.916
Hoover, Jacksonville.....	50	.949			

PITCHERS.

Andrews, Des Moines....	31	.973	Horton, Rockford.....	33	.909
Slagle, St. Joe.....	37	.964	Thornton, Rockford.....	13	.909
Figgemeier, Des Moines...	46	.963	Leitman, Lincoln.....	11	.905
Underwood, Rockford....	42	.958	Schwartz, Jacksonville...	34	.898
Roach, Jacksonville.....	49	.950	Kimerer, Lincoln.....	40	.893
Stultz, St. Joe.....	15	.946	Caplinger, Jacksonville...	20	.890
Hanson, Peoria.....	40	.941	Parvin, St. Joe.....	21	.887
Darby, Omaha.....	20	.939	Gragg, Lincoln.....	37	.876
Barnes, Lincoln.....	41	.938	Thomas, Peoria.....	40	.871
Sonier, J'ville, Rock Island	41	.936	Howe, Rockford.....	10	.871
McGrevey, Quincy.....	37	.921	Carrish, Omaha.....	19	.865
Balsz, Peoria.....	24	.919	Colburn, St. Joe.....	24	.859
Eagan, Omaha.....	29	.918	Mauck, Des Moines.....	16	.851
Parker, Jacksonville.....	19	.916	Dolan, Rockford.....	19	.805
Nichols, Quincy.....	16	.913	Donnelly, Quincy.....	11	.794

FIRST BASEMEN.

Morrissey, Dubuque.....	14	.992	Haller, Peoria.....	86	.969
Kreig, Rockford.....	90	.986	O'Brien, Omaha.....	74	.965
Sullivan, Lincoln.....	98	.979	Inks, Omaha.....	37	.958
McVey, Quincy.....	75	.979	Pabst, Rockford.....	34	.958
Caruthers, Jacksonville...	75	.975	Hines, Burlington.....	21	.933
Purvis, Des Moines.....	107	.974	Veach, St. Joe.....	27	.927
Marcum, St. Joe.....	83	.973			

SECOND BASEMEN.

Fisher, Peoria.....	51	.973	Ebright, Lincoln.....	114	.900
Stewart, Rockford.....	15	.941	Egan, Jacksonville.....	34	.895
Mohler, Des Moines.....	112	.939	Hutchinson, Omaha.....	77	.890
Miles, St. Joe.....	20	.937	LeRett, St. Joe.....	25	.881
Ulrich, Omaha.....	15	.934	Gatewood, St. Joe.....	25	.878
Nulton, Peoria.....	48	.929	Burriss, Dubuque.....	14	.873
Richter, St. Joe.....	49	.919	Inks, Omaha.....	21	.871
Alberts, St. Joe.....	16	.915	Visner, Rockford.....	10	.870
LaRocque, Quincy.....	76	.907	Caruthers, Jacksonville...	15	.867
Truby, Rockford.....	50	.903	Meehan, Jacksonville.....	24	.851

THIRD BASEMEN.

Alberts, St. Joe.....	78	.914	Holland, Rockford.....	45	.870
Hickey, Des Moines.....	38	.912	McKibben, Des Moines...	47	.854
Nulton, Peoria.....	47	.908	Egan, Jacksonville.....	15	.836
McCormack, Quincy.....	82	.900	Flaherty, Rockford...	30	.833
Parrott, Rockford.....	22	.897	Nattress, Omaha.....	31	.822
Francis, Peoria.....	48	.878	Belt, Jacksonville.....	15	.818
Mesmer, Burlington.....	21	.878	Taylor, Jacksonville.....	33	.797
Hill, Lincoln.....	115	.877	Zeigler, St. Joe.....	23	.773
Ulrich, Quincy.....	48	.877	Keas, Dubuque.....	14	.627

SHORT STOPS.

Spratt, Burlington.....	22	.941	Hollingsworth, Lincoln....	115	.848
Phillips, Dubuque.....	14	.931	Griffin, St. Joe.....	93	.848
Francis, Peoria.....	53	.907	Devinney, Jacksonville....	61	.823
Ulrich, Omaha.....	19	.904	LeRett, St. Joe.....	22	.823
Traffley, Des Moines.....	31	.898	Hickey, Des Moines.....	26	.819
Holland, Rockford.....	51	.877	Belt, Jacksonville.....	21	.817
Inks, Omaha.....	47	.874	Holmes, Des Moines.....	19	.805
Fisher, Peoria.....	50	.865	Logue, St. Joe.....	16	.768
Farrell, Quincy.....	43	.863	Preston, Des Moines.....	19	.660
Miles, St. Joe.....	67	.862			

OUTFIELDERS.

Flynn, Peoria.....	103	.951	White, Burlington.....	22	.872
Visner, Rockford.....	92	.936	Bear, Dubuque.....	14	.871
McKibben, Des Moines....	50	.935	Shaffer, Omaha.....	81	.869
McBride, Rockford.....	32	.935	Seisler, Peoria.....	73	.866
McHale, St. Joe.....	67	.934	Devinney, Jacksonville....	30	.865
Kimerer, Lincoln.....	26	.934	Belt, Jacksonville.....	25	.852
Letcher, Des Moines.....	81	.931	Barnes, Lincoln.....	17	.851
Cole, Lincoln.....	64	.930	Seery, St. Joe.....	48	.848
Van Buren, Lincoln.....	114	.921	Kreig, Rockford.....	27	.848
McCarthy, St. Joe.....	98	.920	Underwood, Rockford....	19	.840
Kennedy, Lincoln.....	112	.914	Slagle, Omaha.....	86	.839
White, Quincy.....	58	.914	Pace, Omaha.....	62	.831
Bennett, Peoria.....	88	.913	Donnelly, Omaha.....	18	.831
Flaherty, Rockford.....	15	.913	Trainor, Rockford.....	16	.830
Katz, Jacksonville.....	81	.906	White, Jacksonville.....	18	.827
Van Dyke, Jacksonville....	52	.904	Marcum, St. Joe.....	27	.818
Jackson, Burlington.....	22	.903	Hackett, Burlington.....	14	.800
Connors, Peoria.....	16	.900	Mertes, Quincy.....	82	.786
Kling, Rockford.....	96	.899	Ames, Dubuque.....	11	.786
Armstrong, Quincy.....	175	.896	Howe, St. Joe.....	17	.785
McVicker, Des Moines....	115	.888	Zeiss, Jacksonville.....	37	.761
McFarland, Des Moines....	43	.887	Meehan, Jacksonville.....	19	.727

PITCHERS' RECORDS.

NAME AND CLUB.				NAME AND CLUB.			
	Won.	Lost.	Per cent. of victories.		Won.	Lost.	Per cent. of victories.
Beam, Peoria.....	36	16	.692	Emerkie, Jacksonville....	8	8	.500
Barnes, Lincoln.....	24	13	.649	McMackin, Des Moines....	21	22	.488
Sonier, Rock Island.....	30	18	.625	McDougal, Quincy.....	20	22	.476
Carrish, Jacksonville....	25	16	.610	Figgemeier, Peoria.....	13	15	.464
Caplinger, Jacksonville....	23	16	.600	Donnelly, Quincy.....	4	5	.444
Johnson, Lincoln.....	26	18	.591	McGrevey, Quincy.....	21	28	.429
Slagle, Jacksonville.....	7	5	.583	Boxendale, Omaha.....	8	11	.421
Johnson, Peoria.....	7	5	.583	Dillon, Peoria.....	4	6	.400
Clausen, Omaha.....	7	5	.583	Baltz, Lincoln.....	6	9	.400
Mauck, Rock Island.....	9	6	.571	Packard, St. Joe.....	7	12	.368
Whitehill, Omaha.....	29	22	.569	Kling, St. Joe.....	4	7	.364
Johnson, St. Joe.....	20	16	.556	Burris, Des Moines.....	4	7	.364
Gragg, Des Moines.....	22	18	.550	Lookebaugh, Lincoln....	7	14	.333
Holmes, Des Moines.....	5	4	.556	Burrell, Des Moines.....	7	15	.318
Andrews, Rock Island....	21	20	.512	Bristow, St. Joe, Des Moines	9	24	.273

NEW ENGLAND LEAGUE



T. H. MURNANE,
President New England League.

THE opening games of the New England League's campaign of 1895 were played on April 27, on which date Fall River began its winning campaign by defeating the visiting team from Lewiston by the one-sided score of 29 to 1, and Brockton's team whipped the visiting Augustas from Maine by 6 to 1. Rain prevented the Pawtucket-Bangor game of that date, as also the New Bedford-Portland contest. The following are the official averages as prepared by President T. H. Murnane, of the New England League.

prepared by President T. H. Murnane, of the New England League.

THE BASE HIT AVERAGES

NAME AND CLUB.	Games.	Per cent.	NAME AND CLUB.	Games.	Per cent.
Davis, Pawtucket.....	106	.404	Henry, Bangor.....	83	.342
Nyce, New Bedford.....	80	.386	Whiting, Pawtucket.....	106	.339
Walters, New Bedford.....	86	.378	Hayes, Bangor.....	83	.338
Klobedanz, Fall River....	59	.377	Lawson, Augusta-Brock'n..	21	.337
G. Moore, Bangor.....	45	.369	Rupert, Lewiston-Fall R...	61	.336
Ladd, Fall River.....	107	.362	Troy, N. Bedford-Lewiston.	22	.336
Stephenson, Pawtucket....	17	.362	Butler, Augusta.....	79	.330
Yeager, Pawtucket.....	94	.360	Hickey, Brockton.....	50	.330
Mains, Lewiston.....	61	.359	Slattery, Lewiston-Brock'n.	100	.326
Pickett, Augusta.....	108	.356	Murphy, New Bedford.....	73	.331
N. Wise, Pawtucket-Broc'n.	71	.356	Barton, Brock'n-Pawtucket.	80	.323
Rollins, Fall River.....	96	.353	Slater, Portland.....	74	.322
Steere, New Bedford.....	77	.350	Goodhart, Portland.....	86	.322
Hannivan, Pawtucket.....	101	.349	O'Connell, Lewiston.....	43	.322
Baker, Augusta.....	78	.348	F. Shea, Lewiston.....	40	.321
Nadeau, Brockton.....	90	.348	Sheehan, Brockton.....	15	.321
Willis, Brockton.....	39	.346	Judd, Bangor.....	82	.320
Waldron, Pawtucket.....	106	.345	Friend, New Bedford.....	57	.319
Weihl, New Bedford.....	106	.343	Shaffer, Portland.....	51	.318
Sharrott, Bangor.....	90	.342	Connor, Augusta.....	56	.316

NAME AND CLUB.	Games.	Per cent.	NAME AND CLUB.	Games.	Per cent.
O'Connell, New Bedford...	26	.317	T. McDermott, Fall River..	108	.265
J. Harrington, Fall River..	106	.315	Flack, Lewiston.....	93	.263
J. Shea, Brockton.....	77	.315	Webster, Portland.....	19	.263
Lehane, Lewiston.....	69	.315	Ashe, Portland.....	19	.262
Daley, Pawtucket.....	89	.315	Miller, Brockton.....	20	.262
Burke, Lewiston.....	35	.313	Sullivan, Pawtucket.....	17	.261
Rudderham, Lew'n-Broc'n..	23	.310	Viau, Augusta-Lewiston...	34	.260
Hayward, Bangor.....	101	.310	Quinlan, Lewiston.....	20	.260
Leighton, Portland.....	95	.306	McManus, Augusta-Port...	40	.257
Kennedy, Fall River.....	95	.306	M. Sullivan, Portland.....	28	.257
Dooley, New B.-Lewiston...	27	.306	Killeen, Portland.....	32	.257
Doherty, Augusta.....	98	.303	Crisham, Lewiston.....	30	.256
Bradley, Lewiston.....	18	.303	M. Harrington, Fall River..	71	.253
Fitzmaurice, Fall River....	107	.301	Gannon, Portland.....	25	.253
T. O'Brien, Bangor.....	102	.300	Bierbauer, Pawtucket.....	29	.252
Stevens, Fall River.....	25	.300	Meagher, Lewiston-Bangor.	45	.251
Delaney, New Bedford.....	70	.298	Wittrock, New Bedford....	23	.250
O'Rourke, Portland.....	49	.298	Doe, New Bedford.....	91	.250
Kelley, Augusta.....	88	.297	Drinkwater, Bangor-Brock.	17	.247
Reilly, Fall River.....	105	.296	Coyle, Augusta.....	28	.239
France, Brockton.....	48	.296	Reagan, Lewiston-Paw....	38	.239
Williams, Lewiston.....	33	.296	Dilworth, Augusta.....	41	.237
Mahoney, N. B.-Paw.-Lew.	19	.295	Todd, Pawtucket.....	38	.235
Bean, Augusta.....	104	.295	Dextraze, Augusta.....	37	.235
Gilbert, Lewiston.....	42	.293	Birmingham, New Bedford.	55	.231
Barkley, Bangor.....	22	.293	Braham, Bangor.....	22	.229
Stackhouse, Brockton.....	104	.291	Kelley, Pawtucket.....	32	.227
Pettit, Brockton.....	99	.290	Grant, Lewiston.....	34	.225
Pettee, Lewiston.....	90	.289	Dove, Brockton-Portland...	28	.225
Corbett, Portland.....	92	.285	Manning, Prockton, Fall R.	21	.222
Flynn, Augusta-Lewiston..	42	.278	Beam, Brockton.....	17	.216
Deady, Bangor.....	98	.280	Lincoln, Fall River.....	46	.212
Lang, Pawtucket.....	79	.280	Brady, Lewiston.....	41	.206
Wheeler, Bangor.....	62	.279	Gill, Lewiston-Portland...	34	.206
R. Moore, Bangor.....	93	.278	Ternen, Portland.....	60	.203
Johnson, Augusta.....	49	.278	Lander, Portland.....	24	.192
Spill, Portland.....	97	.277	Meakin, Pawtucket.....	31	.184
King, Augusta.....	26	.277	Korwan, Brockton-Portl'nd.	46	.171
McCarthy, Lew.-Augusta...	59	.277	Daniels, Portland-Lew's'n..	22	.155
Sharp, New Bedford.....	88	.275	Magee, Brockton.....	20	.150
Buckley, Augusta-Brock...	84	.275	Moynahan, New Bedford..	19	.138
Magoon, Portland.....	109	.270	Donovan, Brockton.....	22	.138
J. Irwin, Brockton.....	53	.269	Gildea, Bangor.....	15	.058

The Fielding Averages.

FIRST BASEMEN.

O'Brien, Bangor.....	102	.987	Davis, Pawtucket... ..	92	.967
N. Wise, Brockton, Paw't..	26	.984	Kennedy, Fall River.....	95	.966
Birmingham, New Bedford.	55	.982	Dooley, Portland, New B...	26	.966
Slater, Portland.....	74	.974	Lehane, Lewiston.....	69	.964
O'Connell, Lewiston.....	30	.971	J. Irwin, Brockton.....	53	.956
Baker, Augusta.....	20	.970	Flynn, Augusta.....	23	.951
Kelly, Augusta.....	35	.969	Connor, Augusta.....	26	.941
O'Connell, New Bedford...	26	.969	Dore, Brockton.....	10	.903

SECOND BASEMEN.

Pettee, Lewiston	90	.961	Pettit, Brockton	59	.913
T. McDermott, Fall River..	108	.949	Doe, New Bedford	47	.894
Lang, Pawtucket	79	.935	Bierbauer, Pawtucket	29	.891
Hickey, Brockton	50	.935	Corbett, Portland	92	.881
Johnson, Augusta	49	.929	King, Augusta	20	.877
Connor, Augusta	10	.929	Weihl, New Bedford	11	.839
R. Moore, Bangor	93	.927	Mayer, Pawtucket	12	.795
Delaney, New Bedford	38	.915			

THIRD BASEMEN.

Delaney, New Bedford	14	.944	Nyce, New Bedford	68	.859
Daley, Pawtucket	87	.894	Doherty, Augusta	98	.856
Stackhouse, Brockton	103	.888	F. Shea, Lewiston	40	.852
Sharp, New Bedford	19	.887	Hayward, Bangor	83	.848
Magoon, Portland	109	.867	Meagher, Lewiston	39	.843
J. Farrington, Fall River..	104	.865	Murphy, Lewiston	10	.822

SHORTSTOPS.

Delaney, New Bedford	18	.904	Toman, Brockton	13	.848
Judd, Bangor	82	.893	Reagan, Lewiston	36	.839
Reilly, Fall River	105	.890	France, Brockton	42	.838
Pettit, Brockton	18	.866	Spill, Portland	97	.832
Hannivan, Pawtucket	101	.861	Nyce, New Bedford	77	.824
Steere, New Bedford	77	.858	G. Moore, Bangor	22	.821
Bean, Augusta	101	.855	Gill, Lewiston	30	.814
Nadeau, Brockton	13	.855	Bradley, Lewiston	18	.796

FIELDERS.

Mahoney, New Bedford	12	1000	O'Rourke, Portland	49	.876
Murphy, New Bedford	21	.969	M. Harrington, Fall River.	64	.869
Lander, Portland	14	.950	Dextraze, Augusta	30	.867
Stephenson, Pawtucket	16	.931	Yeager, Pawtucket	12	.861
McManus, Augusta	21	.924	Sharrott, Bangor	85	.855
Leighton, Portland	95	.917	Baker, Augusta	31	.854
Donovan, Brockton	14	.914	Gilbert, Lewiston	41	.851
Buckle, Brockton, Aug.	84	.911	McCarthy, Augusta	43	.850
Nadeau, Brockton	77	.905	Doe, New Bedford	41	.850
Walters, New Bedford	85	.903	Deady, Bangor	98	.846
Whiting, Pawtucket	106	.902	Rupert, Fall River	34	.839
Fitzmaurice, Fall River	105	.902	Henry, Bangor	76	.834
Ladd, Fall River	103	.902	N. Wise, Brockton	39	.833
Barton, Pawtucket	61	.902	Meyers, Portland	10	.828
Weihl, New Bedford	100	.901	Manis, Lewiston	21	.810
Pickett, Augusta	108	.897	Brady, Lewiston	38	.810
Slattery, Lewiston, Brock..	100	.895	Wheeler, Bangor	15	.800
Flack, Lewiston	90	.887	Webster, Portland	13	.737
Waldron, Pawtucket	102	.887	Gannon, Portland	13	.619
Shaffer, Portland	50	.886			

CATCHERS.

Hayes, Bangor	83	.974	J. Shea, Brockton	74	.940
Sharp, New Bedford	64	.965	Burke, Lewiston	34	.920
Terrien, Portland	60	.963	Butler, Augusta	52	.918
Rollins, Fall River	95	.958	Yeager, Pawtucket	78	.912
Barkley, Bangor	20	.955	Crisham, Lewiston	27	.904
Goodhart, Portland	50	.951	Manning, Brockton, Fall R.	18	.895
Rupert, Lewiston, Fall R..	37	.947	Quinlan, Lewiston	13	.893
Murphy, New Bedford	36	.941	Lawson, Augusta, Brock...	11	.885
Kelley, Augusta	41	.942	Barton, Brockton, Paw....	14	.844

The pitching record of the New England League shows that there were twenty-two players who took part in fifteen games and over as pitchers. Of these Klobedanz of the Fall River club had the best percentage figures of victories pitched in, Braham of Bangor being second, and Williams of Lewiston third. The record in full showing the victories and defeats pitched in and percentage of victories, together with the fielding average of each, is as follows:

Rank.	NAME AND CLUB.	Games.		Per cent. of Victories.	Fielding Average.	Batting Average.	
		Victories.	Defeats.				
1	Klobedanz, Fall River.....	37	28	9	.769	.949	.377
2	Braham, Bangor.....	21	16	5	.762	.869	.299
3	Williams, Lewiston.....	18	13	5	.722	.853	.296
4	Friend, New Bedford.....	39	28	11	.718	.965	.319
5	Drinkwater, Bangor-Brockton.....	15	10	5	.667	.897	.247
6	Mains, Lewiston.....	39	24	15	.615	.962	.359
7	Wheeler, Bangor.....	40	24	16	.600	.917	.279
8	J. Sullivan, Pawtucket.....	15	9	6	.600	.839	.261
9	Miller, New Bedford.....	15	9	6	.600	.979	.262
10	Korwan, Brockton.....	38	22	16	.579	.910	.171
11	Todd, Pawtucket.....	30	17	13	.567	.880	.236
12	Coyle, Augusta.....	23	13	10	.565	.982	.239
13	Lincoln, Fall River.....	36	20	16	.556	.972	.212
14	Killeen, Portland.....	22	12	10	.545	.925	.257
15	Stephens, Fall River.....	15	8	7	.533	.833	.300
16	M. Sullivan, Pawtucket.....	23	12	11	.522	.893	.257
17	Kelley, Pawtucket.....	27	14	13	.519	.953	.227
18	Butler, Augusta.....	16	8	8	.500	.932	.330
19	Dilworth, Augusta.....	34	16	18	.471	.950	.237
20	Meakin, Pawtucket.....	20	8	12	.400	.933	.184
21	Viau, Augusta, Lewiston, New Bedford.....	26	9	17	.346	.907	.260
22	Daniels, Augusta, Lewiston, Portland....	18	6	12	.333	.910	.155

Of those who pitched in less than fifteen games and not less than ten the record is as follows:

Rank.	NAME AND CLUB.	Games.		Per cent. of Victories.	Fielding Average.	Batting Average.	
		Victories.	Defeats.				
1	Moynahan, New Bedford.....	11	7	4	.636	.926	.138
2	Ferson, Fall River.....	11	6	5	.545	.871
3	McCarthy, Augusta.....	10	5	5	.500277
4	Witrock, New Bedford.....	13	6	7	.462	1.000	.250
5	Yerrick, Portland.....	13	5	7	.462	.925	.113
6	Magee, Brockton.....	14	6	8	.429	.889	.188
7	Potter, Lewiston, Portland, Brockton.....	10	4	6	.403	.895	.406
8	Ashe, Portland.....	11	4	7	.364	.944	.262
9	Baker, Augusta.....	13	4	9	.308	.840	.308

In series won New Bedford had 6, Fall River 5, Lewiston 4, Bangor, Brockton and Pawtucket 3 each, and Portland and Augusta 1 each. In series lost, Fall River 0, New Bedford 1, Lewiston 3, Bangor, Pawtucket and Brockton 3 each, Portland 5, and Augusta 6. Fall River had two series tied, and Bangor, Pawtucket and Augusta 1 each.

The managers of the New England League in 1895 were: Messrs. M. McDermott of Fall River, A. G. Doe of New Bedford, J. H. Sharrott of Bangor, L. Bacon of Pawtucket, M. Slattery of Lewiston, R. E. Perrin of Brockton, M. J. Gerrity of Portland and W. Burnham of Augusta.

The season's official record of victories and defeats scored by each club against their opponents is appended.

New England League Standing.

CLUBS.	Fall River.		New Bedford.		Bangor.	Pawtucket.	Lewiston.	Brockton.	Portland.	Augusta.	Won.	Played.	Per cent. Won.
	W.	L.	W.	L.									
Fall River.....	10	8	7	10	10	10	12	67	106	.632			
New Bedford.....	6	9	8	10	9	8	10	60	105	.571			
Bangor.....	8	7	8	6	5	10	11	55	104	.529			
Pawtucket.....	7	6	7	8	7	9	8	52	105	.495			
Lewiston.....	6	3	7	8	6	8	8	47	101	.465			
Brockton.....	4	6	9	6	6	6	8	48	104	.463			
Portland.....	5	7	5	7	7	10	6	47	107	.439			
Augusta.....	3	6	4	8	7	7	9	44	108	.407			
Lost.....	39	45	49	53	54	56	60	64	420	.840			

The record showing the club batting and fielding averages, as also the total runs scored by each club, is as follows:

CLUBS.	Games.	Runs.	Batting Average.	Fielding Average.
Pawtucket.....	106	939	.328	.914
New Bedford.....	106	874	.312	.918
Fall River.....	108	862	.310	.923
Augusta.....	108	825	.301	.901
Bangor.....	106	860	.295	.914
Brockton.....	106	709	.289	.910
Lewiston.....	104	653	.282	.906
Portland.....	109	704	.275	.900

The players of the champion team included pitchers Klobedanz, Sinclair and Stevens; catchers Rollins and Rupert; baseplayers Kennedy, McDermott and J. Harrington; shortstop Reilly, and outfielders Ladd, Fitzmaurice and M. Harrington. The champion team of the New England League in 1895—viz., the Fall River team—entered the lists at the close of their regular season in an exhibition series, in which the celebrated Cuban Giants formed one of the quartet of teams in the series, the outcome being as follows:

CLUBS.	Won.	Lost.	Played.	Per cent.
Fall River.....	9	2	11	.818
New Bedford.....	5	4	9	.556
Cuban Giants.....	5	5	7	.286
Newports.....	3	8	11	.273

SOUTHERN LEAGUE AVERAGES.

Individual Batting Averages.

PLAYERS AND CLUBS.	Games.	Runs.	Per cent.	PLAYERS AND CLUBS.	Games.	Runs.	Per cent.
Whistler, Chat., Mobile	71	72	.404	Horner, Atlanta.....	21	13	.278
Stafford, New Orleans.	76	83	.384	Ports, Mobile.....	66	34	.278
Beard, Evansville.....	84	93	.376	Corcoran, Little Rock.	25	17	.277
Butler, Nashville.....	66	86	.371	Kehoe, Montgomery...	56	34	.276
Frank, Memphis.....	64	76	.353	Russell, Chattanooga..	51	45	.276
Zimmerman, New O...	28	20	.351	McCormack, New OrL.	89	56	.274
O'Meara, Memphis....	62	55	.350	Hill, Mobile.....	37	13	.273
Burnett, Evansville...	84	110	.349	Norton, Atlanta.....	22	15	.273
Myers, Nashville.....	76	61	.348	Mills, Evansville.....	77	107	.270
Stallings, Nashville...	61	67	.341	Carl, New Orleans....	40	18	.270
C. McFarland, Evans..	77	149	.340	Ryan, Evansville.....	88	66	.269
Fields, Evansville.....	84	76	.340	Ely, N. Orleans, Mob..	26	9	.269
Moran, Nashville.....	47	40	.339	Smith, New Orleans...	34	18	.268
Sheehan, Little Rock..	59	54	.338	Ritz, Nashville.....	50	31	.268
Callahan, Atlanta....	31	24	.333	Dobbs, Mobile.....	17	7	.267
Wiley, Little Rock....	52	42	.331	O'Neil, Montgomery..	49	39	.263
Wilson, Atlanta.....	60	53	.330	Mason, Evansville...	27	13	.260
Flood, Chat., Mobile..	70	50	.330	Peoples, Montgomery.	57	30	.259
Clauson, Montgomery.	31	25	.330	Keenan, Chattanooga..	10	5	.257
Knowles, Atlanta.....	94	115	.326	Sechrist, Chat., N. O..	21	8	.255
Armstrong, Atlanta...	50	40	.324	Dolan, Little Rock....	56	33	.254
Flaherty, Memphis....	65	72	.323	Blackburn, Evansville.	48	43	.252
Neal, Montgomery....	28	12	.323	Lynch, Nashville.....	36	19	.248
Nie, N. O., Little Rock	46	30	.317	Bennett, New Orleans.	23	13	.247
Goodenough, Atlanta.	96	67	.320	Buschman, Chat.....	42	21	.246
Dalrymple, Evansville.	48	47	.314	Gillen, Memphis.....	27	11	.245
Summer, Little Rock..	26	14	.314	Wood, Atlanta.....	25	17	.244
Langsford, Mem.Mont.	51	42	.314	Knoll, Little Rock....	49	38	.242
Burke, Evansville....	75	66	.313	D. McFarland, Evans..	33	18	.241
Hess, New Orleans....	32	20	.313	Herman, Nashville....	24	18	.241
Quigg, Memphis.....	17	13	.312	Gouding, New Orleans	88	48	.240
Wentz, Memphis.....	65	41	.311	Smith, Atlanta.....	96	60	.237
Gorman, Lit. R., Nash.	66	51	.310	Fifield, Little Rock...	43	17	.237
Powell, New Orleans..	92	78	.308	Bramcote, N. Orleans.	27	9	.237
Wright, Memphis.....	58	73	.307	Briggs, Little Rock....	31	14	.234
Lawd, Memphis.....	36	28	.307	Horning, Atlanta.....	92	64	.233
Dowie, New Orleans..	91	63	.303	Morse, Little Rock....	20	7	.230
York, New Orleans....	92	91	.302	Crimmin, Little Rock.	13	8	.227
Friel, Atlanta.....	95	93	.300	Armour, Montgomery.	60	42	.222
Smith, Nashville.....	50	46	.298	Egan, New Orleans...	16	9	.220
Smith.....	59	63	.298	Honeycutt, N. Orleans	27	11	.217
Call, Little Rock....	46	36	.298	Peitz, Montgomery....	23	14	.215
Sulze, Little Rock....	28	10	.298	Phelan, Mobile.....	57	30	.210
Sweeney, Nashville....	65	41	.297	Bailey, Montgomery..	27	11	.209
Delehanty, Atlanta...	95	106	.297	Rappold, Montgomery	49	20	.209
Morrison, Montgomery	41	25	.295	Daniels, Nashville....	20	10	.206
Fisher, Chat., Mobile.	74	28	.288	Burrell, Memphis....	27	19	.197
Dexter, Evansville....	41	37	.288	A. McFar'd, Mont.L.R.	32	10	.187
Trost, Nashville.....	65	53	.288	Hayes, Montgomery...	37	12	.187
Burns, Chat., Mobile..	72	70	.285	Ossenberg, Memphis..	10	2	.162
Sommers, Chat., Mob..	30	25	.284	Bram, New OrL., Evans.	19	1	.136
Hobright, Little Rock.	56	33	.284	C. Hahn, Mobile.....	11	4	.125
Cleve, Nashville.....	75	73	.284	F. Hahn, Mobile.....	21	8	.076
McDade, Atlanta.....	93	59	.283				

Individual Fielding Averages.

CATCHERS.

NAME AND CLUB.	Games.	Per cent.	Assists.	Errors.	NAME AND CLUB.	Games.	Per cent.	Assists.	Errors.
O'Meara, Memphis....	62	.979	47	7	Rappold, Montgomery.	49	.947	50	16
Wilson, Atlanta.....	70	.975	54	8	Fields, Evansville....	84	.937	73	24
Gunding, New Orleans	88	.970	94	14	Fisher, Chat., Mobile..	71	.930	60	23
Corcoran, Little Rock.	25	.963	32	6	Nie, N. Or., Little R..	46	.920	40	17
Armstrong, Atlanta...	50	.961	45	10	Kehoe, Montgomery...	56	.908	56	22
Trost, Nashville.....	65	.951	39	21	Land, Memphis.....	36	.887	45	10

FIRST BASEMEN.

Ryan, Evansville.....	88	.985	44	14	Sweeney, Nashville...	65	.958	57	19
Whistler, Chat., Mob..	71	.976	23	15	Stallings, Nashville...	61	.956	27	17
Knowles, Atlanta....	94	.975	76	25	Wiley, Little Rock....	52	.949	29	24
Stafford, New Orleans.	76	.973	59	18	Peitz, Montgomery....	23	.947	9	13
Smith, Memphis.....	59	.961	30	22	Bramcote, N. Orleans..	27	.910	8	18

SECOND BASEMEN.

Phelan, Chat., Mobile.	57	.946	175	18	McCormack, New Or..	89	.911	295	49
Delehanty, Atlanta...	95	.940	304	42	O'Neil, Montgomery...	49	.910	147	30
Mills, Evansville....	77	.934	198	29	Call, Little Rock.....	46	.905	148	32
Wentz, Memphis.....	65	.927	197	32	Egan, New Orleans....	16	.846	59	20
Smith, Nashville.....	50	.919	134	22					

THIRD BASEMEN.

Burke, Evansville....	75	.924	159	23	Flaherty, Memphis...	65	.881	160	37
Buschman, Chat.....	42	.910	85	16	Morrison, Montgomery	41	.867	97	24
Dowie, New Orleans..	91	.898	246	45	Meyers, Nashville....	76	.857	166	49
McDade, Atlanta.....	93	.886	226	47	Gorman, L. R., Nash..	66	.847	52	42

SHORTSTOPS.

Beard, Evansville....	84	.927	369	42	Lynch, Nashville.....	36	.860	107	29
Peoples, Montgomery.	57	.918	185	26	Dolan, Little Rock....	56	.856	128	36
Smith, Atlanta.....	96	.913	360	51	Zimmerman, New Or..	28	.855	107	27
Ritz, Nashville.....	50	.867	153	35	L'ngsf'rd, Mem., Mont	51	.846	149	43
Burns, Chat., Mobile..	72	.863	265	71					

LEFT FIELDERS.

Powell, New Orleans..	92	.949	22	12	Potts, Chat., Mobile...	66	.916	14	14
Butler, Nashville.....	66	.942	14	8	Hayes, Montgomery..	37	.910	17	8
Friel, Atlanta.....	95	.933	17	13	Hobright, Little Rock.	56	.904	11	12
Dexter, Evansville....	41	.930	19	17	Frank, Memphis.....	64	.901	25	19

CENTRE FIELDERS.

McCann, Nashville...	29	.960	5	3	Goodenough, Atlanta..	96	.925	23	19
Wright, Memphis.....	58	.937	28	12	Sheehan, Little Rock..	59	.920	9	12
York, New Orleans....	92	.934	11	14	Armour, Montgomery.	60	.903	18	13
C. McFarland, Evans..	77	.929	12	14	Russell, Chattanooga.	51	.842	41	27

RIGHT FIELDERS.

Honeycutt, N. Orleans.	27	.948	9	9	Horning, Atlanta.....	92	.939	17	8
Briggs, Little Rock...	31	.946	46	4	Cleve, Nashville.....	75	.934	12	9
Hess, New Orleans....	32	.945	31	5	Burnett, Evansville...	84	.910	41	18
A. McFarland, Memp..	32	.944	1	7	Flood, Chat., Mobile	70	.867	31	28

THE TEXAS SOUTHERN LEAGUE.

The Texas Southern League adopted the double season plan in 1895 and it proved to be a success. The pennant race of the first half began on April 20 and ended on June 20. On the opening day the attendance was large and the contests were close and exciting.

The standing of the clubs at the end of the April campaign was as follows:

CLUBS.	Won.	Lost.	Played.	Per cent.	CLUBS.	Won.	Lost.	Played.	Per cent.
Galveston.....	9	1	10	.900	Shreveport.....	4	6	10	.400
Houston.....	8	2	10	.800	Sherman.....	2	7	9	.286
Dallas.....	7	2	9	.778	Austin.....	2	8	10	.200
Fort Worth.....	6	4	10	.600	San Antonio.....	1	9	10	.100

At the end of the last half of the season the relative positions of the clubs was as follows:

Dallas.....	43	14	57	.900	Sherman.....	28	31	59	.400
Shreveport.....	43	17	60	.800	Houston.....	21	35	56	.286
Fort Worth.....	32	24	56	.778	Austin.....	19	38	57	.200
Galveston.....	32	25	57	.600	San Antonio.....	11	48	59	.100

The second season was marred by the voluntary withdrawal of Houston and San Antonio, and the forced retirement of Austin and Shreveport, which left four clubs only to play out the second half, which season ended on Labor Day with clubs standing as follows:

Fort Worth.....	45	15	60	.750	Galveston.....	40	22	62	.641
Dallas.....	39	19	58	.672	Sherman.....	26	32	58	.449

The record of the whole season is as follows:

CLUBS.	Dallas.	Fort Worth.	Galveston.	Shreveport.	Sherman.	Austin.	Houston.	San Antonio.	Victories.	Defeats.	Played.	Per cent. of Victories.
Dallas.....	..	13	13	6	18	10	11	11	82	33	115	.735
Fort Worth.....	11	..	11	9	16	11	10	9	77	39	116	.689
Galveston.....	8	8	..	8	9	13	13	13	72	47	119	.644
Shreveport.....	9	5	6	..	14	8	9	7	58	38	96	.596
Sherman.....	4	5	10	5	..	8	8	13	53	64	117	.472
Austin.....	0	2	3	3	4	..	9	11	32	63	95	.337
Houston.....	0	2	3	4	3	6	..	8	26	65	91	.286
San Antonio.....	1	4	1	3	0	7	5	..	21	72	93	.206
Defeats..	33	39	47	38	64	63	65	72	421	421	844	

CLUBS.	Games.	Per cent.	CLUBS.	Games.	Per cent.
Dallas.....	115	.310	Dallas.....	115	.940
Fort Worth.....	116	.300	Fort Worth.....	116	.922
Sherman.....	116	.291	Galveston.....	119	.919
Shreveport.....	94	.289	Shreveport.....	94	.914
Galveston.....	119	.276	Sherman.....	117	.907
Houston.....	91	.273	Houston.....	91	.892
Austin.....	95	.272	Austin.....	95	.890
San Antonio.....	93	.252	San Antonio.....	93	.885

In the matter of stolen bases and sacrifice hits, here is how the clubs came out :

CLUBS.	Stolen Bases.	Sacrifice Hits.	CLUBS.	Stolen Bases.	Sacrifice Hits.
Galveston.....	374	127	Shreveport.....	294	109
Fort Worth.....	362	104	Austin.....	296	98
Dallas.....	327	133	San Antonio.....	247	105
Sherman.....	315	101	Houston.....	216	91

The batting and fielding teams according to percentage of hits and fielding averages would be as follows :

NAMES.	Fielding Average.	Batting Average.	NAMES.	Batting Average.	Fielding Average.
Woodruff, p.....	1.000	.345	Isaacs, p.....	.382	.750
W. Douglas, c.....	.974	.305	Killacky, c.....	.370	.983
Graney, 1b.....	.989	.255	Thornton, 1b.....	.440	.978
Behan, 2b.....	.941	.232	Chiles, 2b.....	.441	.891
Blakey, 3b.....	.916	.328	Boyle, 3b.....	.432	.903
Bastian, ss.....	.912	.342	Bastian, ss.....	.342	.912
Van Dresser, lf.....	.955	.248	Killacky, lf.....	.373	.919
Ashenback, cf.....	.979	.313	McBride, cf.....	.444	.946
Graham, rf.....	.965	.250	O'Connor, rf.....	.358	.959
Average291	.959	Average398	.920

Texas Southern League Batting Average.

NAME AND CLUB.	Games.	Average.	NAME AND CLUB.	Games.	Average.
McBride, Austin.....	94	.444	Isaacs, Houston.....	22	.332
Chiles, Galveston.....	33	.441	Reilley, Fort Worth.....	116	.375
Thornton, Dallas.....	50	.440	Killacky, Dallas.....	114	.373
Boyle, Dallas.....	108	.432	Pickering, Houston.....	56	.372
Kemmer, Shreveport.....	43	.406	Badger, Galveston.....	107	.370

Fielding Average.

PITCHERS.

NAME AND CLUB.	RUNS.			NAME AND CLUB.	RUNS.		
	Wild Pitches.	Per cent.			Wild Pitches.	Per cent.	
Woodruff, Dallas.....	11	3	1000	Page, Galveston.....	40	8	.966
Dolan, San Antonio...	13	11	1000	McFarland, Ft. Worth.	46	8	.964
Clark, Dallas.....	41	13	.973	McAllister, Ft. Worth.	31	9	.959
Garvin, Sherman.....	33	16	.969	Bristow, Galveston....	48	11	.958

CATCHERS.

NAME AND CLUB.	PASSED BALLS.			NAME AND CLUB.	PASSED BALLS.		
	Games.	Per cent.			Games.	Per cent.	
W. Douglas, Sherman.	22	77	.974	Denver, Sherman.....	9	27	.952
Stanley, Fort Worth...	31	101	.972	Matthews, Houston...	28	54	.947
Hodge, Dallas.....	12	112	.971	McAllister, Ft. Worth.	11	15	.941
Schachern, Austin....	10	22	.954	Miller, San Antonio...	7	12	.935

FIRST BASEMEN.

Graney, San Antonio.....	17	.989	Meyers, Shreveport.....	111	.975
Killacky, Dallas.....	28	.988	Badger, Galveston.....	11	.973
Thornton, Dallas.....	50	.978	O'Connor, Dallas.....	36	.972

SECOND BASEMEN.

Behan, Sherman.....	11	.941	Page, Galveston.....	20	.920
Gilman, Dallas.....	52	.931	Weber, Shreveport.....	15	.920
T. Flanagan, Fort Worth.	36	.922	Kleman, Austin.....	52	.919

THIRD BASEMEN.

Blakey, Galveston.....	116	.916	Van Dresser, San Antonio..	22	.838
Reilley, Fort Worth.....	116	.912	O'Connor, Sherman, Dallas	22	.885
Boyle, Dallas.....	109	.903	Kemmer, Shreveport.....	43	.849

SHORTSTOPS.

Bastian, Dallas.....	94	.912	Watkins, Galveston.....	88	.890
Bammert, Shrevep't, Gal...	110	.911	McAllister, Fort Worth....	16	.866
Oswald, Sherman.....	108	.894	Pickering, Houston.....	15	.853

OUTFIELDERS.

Ashenback, Dallas.....	115	.979	O'Connor, Sherman, Dallas	20	.961
Graham, Shreveport.....	11	.965	Page, Galveston.....	48	.959
McAllister, Fort Worth....	43	.962	Van Dresser, San Antonio..	14	.955

PITCHERS' RECORDS.

NAMES.	GAMES.			Per cent.	NAMES.	GAMES.			Per cent.
	Won.	Lost.				Won.	Lost.		
Woodruff, Dallas.....	11	11	0	1000	Weber, Shreveport.....	10	7	3	.700
McMackin, Dallas.....	35	28	7	.800	Bristow, Galveston....	46	30	16	.652
McAllister, Fort W....	28	22	6	.786	Mackey, Shreve., Dallas	37	23	14	.621
McFarland, Fort W....	46	34	12	.739	McCoy, Shreve., Gal...	34	21	13	.617

THE PENNSYLVANIA STATE LEAGUE.

FIRST SEASON'S RECORD OF 1895.

CLUBS.	Won.	Lost.	Per cent. of Victories.	CLUBS.	Won.	Lost.	Per cent. of Victories.
Allentown.....	19	11	.633	Hazleton.....	17	17	.500
Reading.....	21	13	.618	Carbondale.....	16	18	.471
Pottsville.....	21	13	.618	Lancaster.....	11	21	.344
Harrisburg.....	20	17	.541	Shenandoah.....	1	17	.067

SECOND SEASON'S RECORD.

Hazleton.....	43	28	.606	Pottsville.....	14	20	.412
Carbondale.....	40	29	.580	Allentown.....	15	24	.385
Lancaster.....	38	31	.551	Reading.....	20	38	.345

The League Averages.

BATTING AVERAGE.

NAME AND CLUB.	Runs.	Games.	Average.	NAME AND CLUB.	Runs.	Games.	Average.
Tighe, Pottsville.....	27	16	.531	Massey, Carbondale...	94	71	.411
Milligan, All'n., Rdg..	61	55	.457	Hill, Potts., Hazleton.	121	86	.404
Hess, Carbondale.....	65	38	.450	Graham, Hazleton....	29	37	.404
T. Smith, Hazleton....	9	11	.428	Merriman, Shenandoah	11	15	.385

PITCHERS.

Jordan, Hazleton....	18	1000	Baldwin, Pottsville.....	10	.964
Michael, Reading.....	17	1000	Severs, Shenandoah.....	10	.952
Cain, Pottsville.....	10	1000	Scheible, Reading.....	16	.944
McGloughlin, Carbondale..	12	.972	Rhoads, Reading.....	11	.938

CATCHERS.

Roth, Harrisburg.....	14	.987	G. Fox, Pottsville.....	26	.943
R. Westlake, Hazleton....	28	.965	Stanhope, Pottsville.....	25	.943
Hess, Carbondale.....	34	.961	Moore, Hazleton.....	11	.940
Milligan, Allentown.....	29	.961	Arthur, Lancaster.....	31	.937

FIRST BASEMEN.

Larkin, Allentown.....	30	.989	Beaumont, Reading.....	28	.951
Massey, Carbondale.....	34	.979	Fuller, Pottsville.....	33	.943
Dailey, Harrisburg.....	32	.975	Little, Shenandoah.....	15	.943
Meyers, Lancaster....	33	.971	Carfrey, Hazleton.....	34	.947

SECOND BASEMEN.

Stouch, Lancaster.....	33	.949	Sales, Carbondale.....	34	.904
Childs, Harrisburg.....	34	.929	Weikert, Allentown.....	30	.898
Torreyson, Reading.....	15	.911	Shields, Hazleton....	28	.879
Davis, Pottsville.....	19	905	Merriman, Shenandoah....	15	.838

THIRD BASEMEN.

G. Westlake, Carbondale...	26	.923	Ellis, Pottsville.....	34	.863
J. Kappel, Lancaster.....	29	.906	Ely, Allentown.....	25	.829
Schaub, Hazleton.....	34	.894	Boyle, Harrisburg.....	17	.810
Henry, Reading.....	30	.893	McGarvey, Shenandoah....	15	.742

SHORTSTOPS.

Huston, Harrisburg.....	34	.927	Cargo, Lancaster.....	33	.860
Eustace, Pottsville.....	27	.899	Buttermore, Reading.....	30	.839
Sweeney, Allentown.....	30	.874	Clark, Shenandoah.....	15	.787
Rothermel, Hazleton.....	30	.871	Wetzel, Carbondale.....	34	.729

OUTFIELDERS.

Smith, Pottsville.....	20	1000	Donahue, Lancaster.....	21	.928
Staltz, Carbondale.....	33	.957	G. Moran, Hazleton.....	34	.924
Leidy, Reading.....	30	.952	McVey, Hazleton.....	31	.917
J. Moran, Carbondale.....	29	.940	Hill, Pottsville.....	34	.913

THE VIRGINIA STATE LEAGUE.

This State League was the most successfully managed league of its class in 1895, and its contests throughout were of the most exciting and interesting character.

The record of the whole season's campaign, which began on April 15 and ended on September 14, is appended :

CLUBS.	Won.	Lost.	Per cent.	CLUBS	Won.	Lost.	Per cent.
Richmond.....	78	45	.634	Portsmouth.....	57	68	.456
Lynchburg.....	67	52	.563	Petersburg.....	55	69	.444
Norfolk.....	56	61	.479	Roanoke.....	52	70	.426

The difference in percentage points between the leader and the tail-ender was but 137, the best figures of the kind of the season.

THE MICHIGAN STATE LEAGUE.

Through the efforts of Alderman Walter H. Mumby of Corunna, Mich., a State League was organized for 1895 in which clubs of Adrian, Lansing, Kalamazoo, Ososso, Port Huron, and Battle Creek took part. But early in the summer the Battle Creek club fell out, after losing 44 games out of 58 played, and a reconstruction took place, with a club from Jackson taking the Battle Creek club's place, and games were played up to September 4, when the Ososso club retired and Port Huron resigned, leaving four clubs in the contest, which ended September 14.

CLUBS.	Won.	Lost.	Per cent.	CLUBS.	Won.	Lost.	Per cent.
Adrian.....	9	4	.692	Kalamazoo.....	7	9	.437
Jackson.....	8	6	.571	Lansing.....	5	10	.333

The Michigan State League was fortunate in having an energetic and persevering president in Mr. Mumby, or otherwise it would not have held out as long as it did. This year the organization bids fair to be stronger and more permanent. It is worthy of note that the president went in for good conduct on the part of the club teams, he being one who adopts business principles in his methods.

OLD TIME BALL PLAYERS.

By JOHN F. MORRILL.

The National League of Professional Base Ball Clubs has closed the first twenty years of its existence and it seems that the present is a good time to compare the players of to-day with those of the early '70s. Many claim that the old-timers never played so well as the present players, but I am certain that those who have followed the game closely and who are familiar with the players of both periods will say that some of the old-time boys have never been equaled and, judging from my own knowledge of the League and the players, I am certain that the game has not advanced in any way from a scientific standpoint, but the conditions have changed considerably, the advent of masks, protectors, mits, gloves, pads, light shoes and much smoother grounds have aided the player very much. In fact, there are many men now playing who would not be in it were it not for the gloves or mits. The pitching rules are entirely different, but I venture to say that were Spalding, McBride, Brainard, Bond or Matthews pitching to-day they would stand in the front rank; in fact, Matthews gave out in 1877 but practiced the new style of overhand delivery for a couple of years and made his second appearance in the game and continued for several years to be among the best pitchers in the business. Anson, who has been playing professionally for twenty-six years, was considered only a fair player in the '70s but for the last fifteen years he has been considered one of the best.

Base ball was first recognized as a profession at a meeting in New York in 1869, after a protracted discussion, owing to the following resolution:

"Resolved, That this association regard the custom of publicly hiring men to play the game of base ball as reprehensible and injurious to the best interests of the game."



Mr. Sheard of Central New York favored the resolution, stating that the report was current that the Wright Brothers had formed a ring of professional players to put up the price of their services. It was against such men and such practices that the resolution was aimed. Several of the delegates defended the Wrights in glowing terms and the resolution was lost by 9 yeas to 17 nays, so that professional base ball dates from 1869.

A. G. SPALDING.

A. G. Spalding first became prominent in 1869 when he was pitcher of the Forest City club of Rockford, Ill. He made such a fine record with that club in '69 and '70 that Harry Wright selected him to pitch for the Boston club, with whom he continued for five years, winning the championship the last four. In 1876 Spalding, with White, McVey and Barnes, the original "Big Four," seceded from the Bostons and joined the Chicago club. This deal was engineered by Mr. Spalding and it created a revolution in the base ball world. The Chicagos won the pennant that year, making five straight years that Spalding pitched his club to victory. He played part of the season of 1877 on first base and the balance at second, filling both positions finely, showing that he was a good general player. He was a fair batter. Mr. Spalding made all the arrangements for the tour to England by the Bostons and Athletics in 1874 and in 1889 he piloted the Chicagos and All-American clubs around the world, and all the popularity that the game has met with in other parts of the world is due to Mr. Spalding.

GEORGE WRIGHT.

George Wright, shortstop, was beyond all doubt the best player the game ever produced. He was the king of them all from the very first and the game will never see his equal. Strong in every department, quick-witted, he was on to every new trick the moment one was attempted, cool and collected at all times and the life and soul of every game, he was the originator of every new and legitimate trick and was the observed of all observers. He introduced the famous trap ball in 1870 during a game between the Cincinnati and Atlantic clubs in Brooklyn. It was in the eighth inning, the score was tied, with the Atlantics at the bat, having men on first and second and none out, the next batter hit a short fly out towards left field. George was after it like a flash, the runners held their bases, but to the surprise of everyone George let the ball




WALTER H. MUMBY,
Pres., Sec. and Treas. Michigan
State League.


JAS. NOLAN,
Texas Southern League.

B. B. JOHNSON,
Pres. Sec. and Treas. Western League.

J. J. HANLON,
Penn. State League.




HARRY WRIGHT



A. G. SPALDING

At the age of 21, as captain and pitcher of the original Boston nine,
winners of the National Championship, 1872-73-74-75.



TOM BEALS.



JOHN M. MORRILL.



W. D. FISLER.

A GROUP OF OLD-TIME PLAYERS.

touch the ground, picked it up, tossed it to third, from whence it was thrown to second, making a double play. When the crowd realized what had happened they cheered George so that he had to doff his cap several times. He was also the first player to introduce the cap trick, in 1874, in a game at Philadelphia between the Boston and Athletic clubs, which later on caused the making of rules to prevent both these plays.

Mr. Wright played professionally eleven years and his club won the championship nine times. Mr. Wright retired at the close of the season of 1879 and is now head of the firm of Wright & Ditson, the well-known athletic goods dealers of Boston.

ROSCOE C. BARNES.

Roscoe C. Barnes, taking everything into consideration, was the best second baseman the game ever had—a splendid batsman, fine fielder and fast runner. He commenced playing in 1869 with the Forest City club of Rockford as short-stop, joining the Bostons in 1871, remaining with that club until 1876 when he went with the Chicago club—he made his best record that year and was invincible. He could steal second and third on the first two balls pitched without having to slide. He led the League during the season of 1876 in batting, base-running and fielding. He made many remarkable plays, having an extra long arm he could get balls that looked impossible. He was taken ill during the season of 1877 and although he played a few years longer he never regained his strength, retiring in 1881.

JIMMY WOOD.

Jimmy Wood was another famous second baseman, in fact, many considered him superior to Barnes as a fielder. Wood was a very nervous player and like all such men was very active. He covered an immense amount of ground, in fact, it seemed impossible to hit a grounder between first and second that he could not get. He was a fair batsman and a fine captain. He first played in 1857 and continued until late in the season of 1874, when he met with an unfortunate accident and lost his leg.

JAMES WHITE.

Jim White was Spalding's catcher during the six years that his club won the championship and the pair worked together beautifully. White was quick as a cat in all his movements, a fine thrower and strong batsman. He gave up catching in 1878 and up to 1890 played third base with great ability. He first became prominent in 1869 as catcher for Al Pratt (the Pittsburg athletic goods-dealer), who was looked upon as one of the speediest men who ever pitched a ball.

JOE START.

"Old Reliable" Joe Start was one of the leading first basemen for fifteen years. He had a style of his own which has never been copied and the easy manner in which he handled the wildest thrown balls would be a revelation to some of the present men playing first base. His favorite way of playing the base was to stand about a foot in front of it, catch the ball and touch the base at the same time. By doing this he was in a position to reach to the right or left without becoming tangled up. Start was always a fine left-handed batter and very fast runner. He began playing in the early '60s and retired in 1886.

WESLEY D. FISLER.

Wesley D. Fislser was a member of the Athletic club of Philadelphia from 1866 to 1877, playing alternately at first and second base, he excelled in both positions and being one of the cool, collected players he never became worried, no matter how exciting the game was, and the manner in which he caught Sutton's terrific throwing was a sight to see. Without gloves or mits he caught everything with the greatest ease. Fislser was a fine batsman and a model player in every way.

EZRA B. SUTTON.

Ezra B. Sutton first entered the professional field in 1869 with the Forest Citys, and went from them to the Athletics. In 1877 he joined the Bostons, with whom he played until 1888. Third base was his favorite position. He was

a powerful batsman and a great thrower, and he handled the hottest grounder with the greatest ease. When fair fouls were allowed it took a great deal of nerve to play third and no ordinary man could fill the bill. Sutton was very popular with everyone. He is in business at Palmyra, N. Y.

ANDY LEONARD.

Andy Leonard was looked upon as the best left fielder of his time. He was one of the scientific players who did everything in the easiest manner possible. On fly balls hit over his head he could excel any one. He had a way of following the ball, catching it as it came over his shoulder, then turn and throw the ball, all in one motion. Base-runners feared Leonard more than any man who ever played in the outfield, he being a very accurate and long-distance thrower. He was a member of the famous Cincinnati club in 1869 and 1870, the Olympics of Washington in 1871, the Bostons from 1872 to 1878, inclusive and the Cincinnati in 1880.

TOMMY BEALS.

Tommy Beals, outfielder and second baseman. He was an exceedingly active player and covered an immense amount of ground. He was a member of the celebrated Unions of Morrisania, New York, in 1867, and later joined the Olympics of Washington, then the Bostons, with whom he remained for five years, retiring from the game in 1876. Beals is now a resident of Virginia City, Nev., and is a member of the Legislature of that State.

ASA BRAINARD AND DOUGLAS ALLISON.

Asa Brainard, pitcher, and Douglas Allison, catcher, made the greatest record ever made by any battery in 1869 with the Cincinnati Red Stockings. They played against every strong club from Maine to California and never lost a game. Brainard was a very scientific pitcher and Allison was one of the best catchers the game ever produced and one of the pluckiest, catching day after day with bruised hands and never complaining. He played regularly from 1868 to 1877.

JOSEPH BORDEN.

Joseph Borden, familiarly known as "Josephs," the phenomenal, made a wonderful record in the few games he pitched during the season of 1875. His style was so entirely different from every one else that nobody could hit him. Harry Wright engaged him for three years at a big salary. When he came to Boston he was heralded far and wide as the greatest pitcher of modern times, but he changed his delivery, lost his cunning and was a failure, retiring from the game at the end of the year.

There are several other players who deserve to be mentioned, the following excelling in their various positions: Charley Snyder, Mills, Hicks and Fergy Malone, catchers; Cummings, McBride, Zettlein and Matthews, pitchers; Mills, Charley Gould, McVey, first basemen; McGeary, Force and Pearce, shortstops; Al Reach and Sweasy, second basemen; Meyerle and Schaffer, third basemen; Hatfield, Egglar, Remsen, Pike, Cuthbert and Hines, fielders.

JOHN F. MORRILL.

Our article on Old-Time Ball Players is contributed to the GUIDE by John F. Morrill, who has been termed by many as an old-timer, although to-day John looks in the prime of life, and will strike the average base ball crank as being anything but a back number. John is too modest to write about himself, but those who have followed the game for many years back know what a general all-around player Morrill was. He began with the Bostons in 1876, and remained with them until 1889, for the last seven years acting as manager and captain. He was looked upon in his day as a very good batsman, a good fielder and a fair runner. He excelled particularly at first and second bases, and one year led the League players at third base. John has many friends in and around Boston—in fact, in all League cities—and was at all times a general favorite. He was known to the base ball cranks as "Honest John." Since his retirement from base ball he has been connected with the sporting goods business, and is now manager of Wright & Ditson's bicycle and sporting goods store in Boston.—EDITOR.

ON THE DEATH OF HARRY WRIGHT.

BY THE EDITOR.

From the date of the organization of the old Cincinnati Red Stockings, in 1868, as the first regularly established team of professional ball players, up to the past season of 1895, no death among the professional fraternity has occurred which elicited such painful regret as that of the veteran player, captain and manager, Harry Wright.

Harry Wright's connection with base ball began in the early days of the game, over forty years ago, during the period when the old Elysian Fields at Hoboken, N. J., were the chief scene of the meetings of the few metropolitan base ball clubs of the decade of the '50s. On Harry's off-days from his work as assistant professional of the St. George cricket club—which then had its enclosed field of play west of the old Knickerbocker base ball club's diamond field—he used to join in with the Knickerbockers in their weekly practice games, and then it was, in 1857, that Harry began to take an interest in base ball. It was not until 1858 that Harry Wright played in his first base ball match, he being chosen to play right field on the New York nine in their contest with the picked nine of Brooklyn, which took place on the old Fashion race course, Long Island, on July 20, 1858.

In 1865 Harry Wright became the professional of the old Cincinnati cricket club, which club he helped to bring into prominence during 1866. In 1867 Harry's old taste for base ball was renewed and in that year he joined the Cincinnati base ball club, at that time the active rival of the old Buckeye club, of the same city. It was while he was on the Cincinnati base ball club that the idea of organizing a regular team of professional base ball players came into his mind, and in 1868 he placed the professional Cincinnati Red Stockings in the field. From this date Harry Wright began his notable career as "the father of professional base ball players," a title he has fully deserved. It was in 1869 that he made his historic record as the manager and captain of the original model professional base ball team of America, his celebrated Cincinnati Red Stockings of 1869, making a record that year which has never since been equaled in the base ball arena; inasmuch as from April, 1869, up to June, 1870, the Cincinnati club, under Harry Wright, did not lose a single game and they traveled North, East, South and West, even as far as California, in search of new base ball worlds to conquer.

In the fall of 1870 the Cincinnati Red Stockings disbanded and very opportunely, Harry Wright shortly afterwards received a liberal offer from the newly organized professional club of Boston to come to that city and take command of that club's team, and then began the noted career of the Boston Red Stockings, under the government of the first professional association of base ball players known in base ball history, this new organization springing into existence in March, 1871. Harry Wright led the Boston Red Stockings to victory in the Professional Association's pennant race, from 1871 to 1875 inclusive, though in 1871 his virtual victory was lost by a technicality, the Philadelphia Athletics that year being awarded the first professional pennant. But in 1872, '73, '74 and '75 Harry Wright made the Boston Red Stockings four-times winners of the professional championship of the base ball world, something that no other professional club manager has as yet accomplished.

In 1876 Harry lost his best quartette of players, viz., those of his crack "battery" team, Pitcher A. G. Spalding and Catcher James White, together with his model second baseman, Ross Barnes, and also his first baseman, Cal McVey; these four comprising the "big four" of the period, whose valuable services were secured by the Chicago club of that year, Spalding being made manager of the new team, he winning the first pennant race of the new National League, the broken-up Boston team of 1876 having to be

content with fourth place in the race. In 1877, however, Harry Wright recovered his lost ground, and, with his reconstructed Red Stockings of Boston, he won the pennant not only in 1877, but in 1878 also, the Bostons thus being successful in six seasons out of the eight from 1871 to 1878 inclusive. Harry's control of the Boston team virtually closed at the end of the decade of the '70s, as, in the early '80s, he went to Providence first, and then to the Philadelphia club.

Harry's career in the Philadelphia club was a noteworthy one. That club entered the National League in 1883, under the late Robert Ferguson's management, and during that time the Philadelphia team won but seventeen games, its percentage of victories at the end of the race being but .173. At the end of 1883 Harry had left the Providence club, and he became the manager of the Philadelphia team in 1884 under Messrs. Rogers and Reach, and that year the team ended sixth in the pennant race. In 1885 they reached third place at the finish, and in 1887 ended a close second, with the percentage figures of .610 to their credit, the highest point the club has ever reached in the league championship contests.

During the trying period in League history of 1890 and 1891 Harry Wright stood true to his colors, and was as faithful to the National League in the days of its greatest tribulations as he was to every organization with which he was connected. The Brooklyn club made Harry a tempting offer in 1891, but his objection to Sunday games prevented his acceptance of it.

In 1892 Harry Wright became physically disabled for active service in his position, besides which the death of his wife proved a sad loss at home, and in 1893 he found himself unable to fulfil his duties to his satisfaction or bear longer the fatigue of club management, and at the close of the season he retired from the club, after ten years of faithful and valuable service to the Philadelphia club, thereby ending his thirty-odd years of managerial experience.

The National League in 1894, remembering Harry's fidelity to that organization during the period of the players' revolt in 1890, made him chief of their staff of umpires under President Young, an honorary position which he creditably held to the time of his death, after which, there being no further need of the position, it was properly done away with.

In the latter part of September, 1895, Harry Wright became affected with catarrhal pneumonia, followed by serious rupture of the pleura, an unusual and serious trouble for a man of his age. He was removed for a special treatment to the sanitarium at Atlantic City, N. J., and there it was he died on October 3, 1895, lamented by a host of loving and admiring friends and grieved for by the whole base ball fraternity of the country. To every worthy young ball player he was as a father to a son, and to those of older growth who were deserving of his regard he was the true friend and counselor. In deportment and conduct to the umpires in the game he was truly a model manager and captain, not a single one approaching him in this respect. What the veteran was in his home is shown by the great grief of its members at his untimely death. A loving husband, a devoted parent and a true friend, Harry Wright's loss is mourned by thousands, while by his sterling integrity of character alone he presented a model every professional ball player can copy from with great gain to his individual reputation and to public esteem and popularity. Let us trust that in the coming time we may look upon his like again.

It was to be recorded that in the one respect of gentlemanly conduct on and off the field, and in the fulfilment of Harry Wright's orders to avoid everything on the ball field which came under the head of what is now known as rowdy and dirty ball playing, the old Boston Red Stockings have never been equaled and this is a fact which every veteran of the old Boston team has a right to be proud of.

THE SPALDING LEAGUE BALL.

It has been on the market twenty years and is recognized as the standard wherever base ball is played. It is as well made as the ingenuity of man or the perfection of machinery can make it, and as an evidence of the confidence of its makers in its quality, they guarantee that any and every genuine SPALDING LEAGUE BALL will stand the wear and tear of a full game without ripping, breaking or in any way losing its perfect shape. They have always willingly given a new ball for any ball that has not fully met these requirements, and in the twenty years of its existence the number of balls that have failed, compared with the number of balls used, has been infinitesimal. During these twenty years all sorts of efforts have been made by jealous and unscrupulous rivals, assisted by blackmailing publications, to injure its reputation, but its superior qualities enabled it to withstand all these malicious attacks.

Counterfeiting has been one of the most difficult things it has had to contend with. Not many years ago, with considerable expense and difficulty, a ball-maker was discovered in an out-of-the-way place making counterfeit Spalding League Balls. He had a full line of stamps, made exactly like those used on the genuine SPALDING LEAGUE BALL, used the same colored thread, packed in boxes of the same color with counterfeit labels, which gave them the general outward appearance of the genuine SPALDING LEAGUE BALL, well calculated to deceive. Pleadings by the counterfeiter, and tears and entreaties by his family saved him from State's prison, though not until he had destroyed all the stamps, boxes and counterfeit goods he had on hand and executed a satisfactory bond that he would discontinue his counterfeiting forever.

The patrons of A. G. Spalding & Bros. will confer a great favor on them if they will insist on having only the genuine SPALDING LEAGUE BALL, which can be purchased of all reputable dealers in athletic goods in any part of the country, and thus protect the user, as well as the manufacturer, against fraud.

The fac-simile of A. G. Spalding's signature appears on every genuine SPALDING LEAGUE BALL, and also on the wrapper surrounding the box. Whenever a ball is found thus marked that does not act properly, or arouses suspicion, kindly send it to A. G. Spalding & Bros., with full information, and they will gladly replace it with the genuine article.

The SPALDING LEAGUE BALL has been the adopted ball of the National League since 1878 and is used exclusively in all League games. It is also the adopted ball of nearly all the minor leagues in this and foreign countries, as well as college associations. The genuine SPALDING LEAGUE BALL, as furnished the minor leagues, colleges and the trade, is exactly like the ball furnished the National League, except that those furnished the League, in accordance with its special laws, have the signature or initials of N. E. Young stamped on each ball.

THE PLAYING RULES

—OF—

Professional Base Ball Clubs

As adopted by the National League and American Association of
Professional Base Ball Clubs.



THE BALL GROUND.

RULE 1. The Ground must be an inclosed field, sufficient in size to enable each player to play in his position as required by these rules.

RULE 2. To lay off the lines governing the positions and play off the game known as *Base Ball*, proceed as follows:

From a point, A, within the grounds, project a right line out into the field, and at a point, B, 154 feet from point A, lay off lines B C and B D at right angles to the line A B; then, with B as centre and 63.63945 feet as radius, describe arcs cutting the lines B A at F and B C at G, B D at H and B E at I. Draw lines F G, G E, E H and H F, and said lines will be the containing lines of the Diamond or Infield.

THE CATCHER'S LINES.

RULE 3. With F as centre and 90 feet radius, an arc cutting line F A at L, and draw lines L M and L O at right angles to F A; and continue same out from F A not less than 90 feet.

THE FOUL LINE.

RULE 4. From the intersection point, F, continue the straight lines F G and F H until they intersect with the lines L M and L I, and then from the points G and H in the opposite direction until they reach the boundary lines of the grounds.

THE PLAYERS' LINES.

RULE 5. With F as centre and 50 feet radius, describe arcs cutting lines F O and E M at P and Q; then, with F as centre again and 75 feet radius, describe arcs cutting F G and F H at R and S; then from the points P, Q, R and S draw lines at right angles to the lines F O, F M, F G and F H, and continue same until they intersect at the points T W and W.

THE CAPTAIN AND COACHERS' LINE.

RULE 6. With R and S as centres and 15 feet radius, describe arcs cutting lines R W and S T at X and Y, and from the points X and Y draw lines parallel with lines F H and F G, and continue same out to the boundary lines of the ground.

THE THREE FOOT LINE.

RULE 7. With F as centre and 45 feet radius, describe an arc cutting line F G at 1, and from 1 out to the distance of 3 feet draw a line at right angles to F G, and marked point 2; then from point 2, draw a line parallel with the line F G to a point 3 feet beyond the point G, and marked 3; then from the point 3 draw a line at right angles to line 2, 3, back to and intersecting with line F G, and from thence back along line G F to point 1.

THE PITCHER'S PLATE.

RULE 8. With point F as centre and 60.5 feet as radius, describe an arc cutting the line F B at a point 4, and draw a line 5, 6, passing through point 4 and extending 12 inches on either side of line F B; then with line 5, 6, as a side, describe a parallelogram 24 inches by 6 inches.

THE BASES.

RULE 9. Within the angle F, describe a square the sides of which shall be 12 inches, two of its sides lying upon the lines F G and F H, and within the angles G and H describe squares the side of which shall be 15 inches, the two outer sides of said square lying upon the lines F G and G I and F H and H I, and at the angle E describe a square whose side shall be 15 inches and so described that its sides shall be parallel with G I and I H and its centre immediately over the angular point E.

THE BATSMAN'S LINE.

RULE 10. On either side of the line A F B describe two parallelograms 6 feet long and 4 feet wide (marked 8 and 9), their length being parallel with the line A F B, their distance apart being 6 inches, added to each end of the length of the diagonal of the square within the angle F, and the centre of their length being upon said diagonal.

RULE 11. The Home Base at F and the Pitcher's Plate at 4 must be of whitened rubber and so fixed in the ground as to be even with the surface.

RULE 12. The First Base at G, the Second Base at E, and the Third Base at H, must be of white canvas bags, filled with soft material and securely fastened in their positions described in Rule 9.

RULE 13. The lines described in Rules 3, 4, 5, 6, 7 and 10 must be marked with lime, chalk or other suitable material, so as to be distinctly seen by the Umpire.

THE BALL.

RULE 14. The Ball.* (See Foot Note.)

*The Spalding League Ball has been adopted by the National League for the past nineteen years, and is used in all League contests.

For junior clubs (clubs composed of boys under 16 years of age) we recommend them to use the Spalding Boys' League Ball and that games played by junior clubs with this ball will count as legal games the same as if played with the Official League Ball.

SECTION 1. Must not weigh less than five nor more than five and one-quarter ounces avoirdupois, and it must measure not less than nine nor more than nine and one-quarter inches in circumference. The Spalding League Ball, or the Reach American Association Ball, must be used in all games played under these rules.

SEC. 2. For each championship game two regulation balls shall be furnished by the Home Club to the Umpire for use. When the ball in play is batted to foul ground, and out of sight of the Umpire, the other ball shall be immediately brought into play. As often as one of the two in use shall be lost a new one must be substituted, so that the Umpire shall at all times after the game begins have two balls in his possession and ready for use. The moment the Umpire delivers an alternate ball to the pitcher it comes into play, and shall not be exchanged until it, in turn, passes out of sight to foul ground. At no time shall the ball be intentionally discolored by rubbing it with the soil or otherwise.

SEC. 3. In all games the balls played with shall be furnished by the Home Club, and the last ball in play shall become the property of the winning club. Each ball to be used in championship games shall be examined, measured and weighed by the Secretary of the League, inclosed in a paper box and sealed with the seal of the Secretary, which seal shall not be broken except by the Umpire in the presence of the Captains of the two contesting nines after play has been called.

The Home Club shall have at least a dozen regulation balls on the field ready for use on the call of the Umpire during each championship game.

SEC. 4. Should the ball become cut or ripped so as expose the interior, or in any way so injured as to be, in the opinion of the Umpire, unfit for fair use, he shall, upon appeal by either Captain, at once put the alternate ball into play and call for a new ball.

THE BAT.

RULE 15. The Bat.

Must be made entirely of hard wood, except that the handle may be wound with twine, or a granulated substance applied, not to exceed eighteen inches from the end.

It must be round, and it must not exceed two and three-quarter inches in diameter in the thickest part, nor exceed forty-two inches in length.

THE PLAYERS AND THEIR POSITIONS.

RULE 16. The players of each club in a game shall be nine in number, one of whom shall act as Captain, and in no case shall less than nine men be allowed to play on each side.

RULE 17. The players' positions shall be such as may be

assigned them by their Captain, except that the pitcher must take the position as defined in Rules 8 and 29.

RULE 18. Players in uniform shall not be permitted to occupy seats or to stand among the spectators.

RULE 19. SECTION 1. Every club shall adopt uniforms for its players, but no player shall attach anything to the sole or heel of his shoes other than the ordinary base ball shoe plate.

SEC. 2. The catcher and first baseman are permitted to wear a glove or mit of any size, shape or weight. All other players are restricted to the use of a glove or mit weighing not over ten ounces, and measuring in circumference around the palm of the hand not over fourteen inches.

PLAYERS' BENCHES.

RULE 20. The Players' Benches must be furnished by the Home Club, and placed upon a portion of the ground outside of and not nearer than twenty-five feet to the players' lines. One such bench must be for the exclusive use of the visiting club, and one for the exclusive use of the Home Club. All players of the side at the bat must be seated on their bench, except such as are legally assigned to coach base runners, and also the batsman when called to the bat by the Umpire, and under no circumstances shall the Umpire permit any person, except the club president, managers and players in uniform, to occupy seats on the benches.

THE GAME.

RULE 21. SECTION 1. Every Championship game must be commenced not later than two hours before sunset.

SEC. 2. A Game shall consist of nine innings to each contesting nine, except that

(a) If the side first at bat scores less runs in nine innings than the other side has scored in eight innings, the game shall then terminate.

(b) If the side last at bat in the ninth innings scores the winning run before the third man is out, the game shall terminate.

A TIE GAME.

RULE 22. If the score be a tie at the end of nine innings, play shall be continued until one side has scored more runs than the other in an equal number of innings, provided that if the side last at bat scores the winning run before the third man is out the game shall terminate.

A DRAWN GAME.

RULE 23. A Drawn Game shall be declared by the Umpire when he terminates a game on account of darkness or rain, after five equal innings have been played, if the score at the time is equal on the last even innings played; except when the side that went second to bat is then at the bat and has scored the same number of runs as the other side, in which case the

Umpire shall declare the game drawn without regard to the score of the last equal innings.

A CALLED GAME.

RULE 24. If the Umpire calls "Game" on account of darkness or rain at any time after five innings have been completed; the score shall be that of the last equal innings played; except the side second at bat shall have scored one or more runs than the side first at bat, in which case the score of the game shall be the total number of runs made.

A FORFEITED GAME.

RULE 25. A forfeited game shall be declared by the Umpire in favor of the club not in fault, at the request of such club, in the following cases:

SECTION 1. If the nine of a club fail to appear upon a field, or being upon the field, fail to begin the game within five minutes after the Umpire has called "Play," at the hour appointed for the beginning of the game, unless such delay in appearing or in commencing the game be unavoidable.

SEC. 2. If, after the game has begun, one side refuses or fails to continue playing, unless such game has been suspended or terminated by the Umpire.

SEC. 3. If, after play has been suspended by the Umpire, one side fails to resume playing within *one minute* after the Umpire has called "Play."

SEC. 4. If a team resorts to dilatory movements to delay the game.

SEC. 5. If, in the opinion of the Umpire, any one of the rules of the game is wilfully violated.

SEC. 6. If, after ordering the removal of a player as authorized by Rule 60, Sec. 5, said order is not obeyed within one minute.

SEC. 7. In case the Umpire declares a game forfeited, he shall transmit a written notice thereof to the President of the League within twenty-four hours thereafter.

NO GAME.

RULE 26. "No Game" shall be declared by the Umpire if he shall terminate play on account of rain or darkness, before five innings on each side are completed, except in a case when the game is called, and the club second at bat shall have more runs at the end of its fourth innings than the club first at bat has made in its five innings, in such case the Umpire shall award the game to the club having made the greatest number of runs, and it shall be a legal game and be so counted in the championship record.

SUBSTITUTES.

RULE 27. SECTION 1. In every championship game each side shall be required to have present on the field, in uniform, one or more substitute players.

SEC. 2. Any such player may be substituted at any time by either club, but a player thereby retired shall not thereafter participate in the game.

SEC. 3. The Base Runner shall not have a substitute run for him except by consent of the Captains of the contesting teams.

CHOICE OF INNINGS—CONDITION OF GROUND.

RULE 28. The choice of innings shall be given to the Captain of the Home Club, who shall also be the sole judge of the fitness of the ground for beginning a game after rain, but after play has been called by the Umpire he alone shall be the judge as to the fitness of the ground for resuming play after the game has been suspended on account of rain.

THE PITCHER'S POSITION.

RULE 29. The Pitcher shall take his position facing the Batsman with both feet square on the ground, and in front of the Pitcher's plate, but in the act of delivering the ball to the bat one foot must be in contact with the pitcher's plate, defined in Rule 8. He shall not raise either foot, unless in the act of delivering the ball to the bat, nor make more than one step in such delivery.

When the Pitcher feigns to throw the ball to a base he must resume the above position and pause momentarily before delivering the ball to the bat.

A FAIRLY DELIVERED BALL.

RULE 30. A Fairly Delivered Ball to the bat is a ball pitched or thrown to the bat by the Pitcher while standing in his position and facing the Batsman, the ball so delivered to pass over any portion of the Home Base not lower than the Batsman's knee, nor higher than his shoulder.

AN UNFAIRLY DELIVERED BALL.

RULE 31. An Unfairly Delivered Ball is a ball delivered by the Pitcher, as in Rule 30, except that the ball does not pass over any portion of the Home Base, or does pass over the Home Base above the Batsman's shoulder or below the knee.

BALKING.

RULE 32. A Balk shall be :

SECTION 1. Any motion made by the Pitcher to deliver the ball to the bat without delivering it.

SEC. 2. Any delivery of the ball to the bat while his (pivot) foot is not in contact with the Pitcher's plate, as defined in Rule 29.

SEC. 3. Any motion in delivering the ball to the bat by the Pitcher while not in the position defined in Rule 29.

SEC. 4. The holding of the ball by the Pitcher so long as to delay the game unnecessarily.

DEAD BALLS.

RULE 33. A Dead Ball is a ball delivered to the bat by the Pitcher that touches any part of the Batsman's person or clothing while standing in his position without being struck at ; or that touches any part of the Umpire's person or clothing while he is standing on foul ground, without first passing the Catcher.

RULE 34. In case of a Foul Strike, Foul Hit ball not legally caught out, Dead Ball, or Base Runner put out for being struck by a fair hit ball, the ball shall not be considered in play until it is held by the Pitcher standing in his position, and the Umpire shall have called play.

BLOCK BALLS.

RULE 35. SECTION 1. A Block is a batted or thrown ball that is touched, stopped or handled by any person not engaged in the game.

SEC. 2. Whenever a Block occurs the Umpire shall declare it, and Base Runners may run the bases without being put out until the ball has been returned to and held by the Pitcher standing in his position.

SEC. 3. In the case of a Block, if the person not engaged in the game should retain possession of the ball, or throw or kick it beyond the reach of the Fielders, the Umpire should call "Time," and require each Base Runner to stop at the last base touched by him until the ball be returned to the Pitcher standing in his position, and the Umpire shall have called "play."

THE BATSMAN'S POSITION—ORDER OF BATTING.

RULE 36. The Batsmen must take their positions within the Batsmen's Lines, as defined in Rule 10, in the order in which they are named in the batting order, which batting order must be submitted by the Captains of the opposing teams to the Umpire before the game, and this batting order must be followed except in the case of a substitute player, in which case the substitute must take the place of the original player in the batting order. After the first inning the first striker in each inning shall be the batsman whose name follows that of the last man who has completed his turn—time at bat—in the preceding inning.

RULE 37. SECTION 1. When their side goes to the bat the players must immediately return to the players' bench, as defined in Rule 20, and remain there until the side is put out, except when batsmen or base runners; provided, that the Captain and one assistant only may occupy the space between the Players' Lines and the Captain's Lines, to coach base runners.

SEC. 2. No player of the side "at bat," except when batsman, shall occupy any portion of the space within the Catcher's Lines, as defined in Rule 3. The triangular space behind the

Home Base is reserved for the exclusive use of Umpire, Catcher and Batsman, and the Umpire must prohibit any player of the side "at bat" from crossing the same at any time while the ball is in the hands of or passing between the Pitcher and Catcher, while standing in their positions.

SEC. 3. The players of the side "at bat" must occupy the portion of the field allotted them, but must speedily vacate any portion thereof that may be in the way of the ball, or any Fielder attempting to catch or field it.

THE BATTING RULES.

RULE 38. A Fair Hit is a ball batted by the Batsman, standing in his position, that first touches any part of the person of a player or umpire or falls within the foul lines, that (whether it first touches Foul or Fair Ground) bounds or rolls within the Foul Lines, between Home and First, or Home and Third Bases, without interference by a player.

RULE 39. A Foul Hit is a ball batted by the Batsman, standing in his position, that first touches the ground, any part of the person of a player, or any object behind either of the Foul Lines, or that strikes the person of such Batsman, while standing in his position, or batted by the Batsman, standing in his position, that (whether it first touches Foul or Fair Ground) bounds or rolls outside the Foul Lines, between Home and First, or Home and Third Bases, without interference by a player: *Provided*, that a Foul Hit ball not rising above the Batsman's head, and caught by the Catcher playing within ten feet of the Home Base, shall be termed a Foul Tip.

RULE 40. A Bunt Hit is a deliberate attempt on the part of the Batsman to hit a ball slowly within the infield so that it cannot be fielded by any infielder in time to retire the batsman.

BALLS BATTED OUTSIDE THE GROUNDS.

RULE 41. When a batted ball passes outside the grounds, the Umpire shall decide it Fair should it disappear within, or Foul should it disappear outside of the range of the Foul Lines, and Rules 38 and 39 are to be construed accordingly.

RULE 42. A Fair batted ball that goes over the fence shall entitle the batsman to a home run, except that should it go over the fence at a less distance than two hundred and thirty-five feet from the Home Base, when he shall be entitled to two bases only, and a distinctive line shall be marked on the fence at this point.

STRIKES.

RULE 43. A Strike is:

SECTION I. A ball struck at by the Batsman without its touching his bat; or

SEC. 2. A Fair Ball legally delivered by the Pitcher, but not struck at by the Batsman.

SEC. 3. Any obvious attempt to make a Foul Hit.

SEC. 4. A Foul Hit, other than a foul tip, made by the Batsman while attempting a bunt hit, as defined in Rule 40, that falls or rolls upon foul ground between Home Base and First Base or Home Base and Third Base.

SEC. 5. A ball struck at, if the ball touches any part of the Batsman's person.

SEC. 6. A ball tipped by the Batsman and caught by the catcher within the 10-foot lines.

RULE 44. A Foul Strike is a ball batted by the Batsman when any part of his person is upon ground outside the lines of the Batsman's position.

THE BATSMAN IS OUT.

RULE 45. The Batsman is out:

SECTION 1. If he fails to take his position at the bat in his order of batting, unless the error be discovered and the proper Batsman takes his position before a time "at bat" recorded; and in such case the balls and strikes called must be counted in the time "at bat" of the proper Batsman, and only the proper Batsman shall be declared out: *Provided*, this rule shall not take effect unless *the out* is declared before the ball is delivered to the succeeding Batsman, and no runs shall be scored or bases run, and further, no outs shall be counted other than that of the proper Batsman.

SEC. 2. If he fails to take his position within one minute after the Umpire has called for the Batsman.

SEC. 3. If he makes a Foul Hit other than a Foul Tip, as defined in Rule 39, and the ball be momentarily held by a Fielder before touching the ground, provided it be not caught in a Fielder's hat or cap, or touch some object other than a Fielder, before being caught.

SEC. 4. If he makes a Foul Strike.

SEC. 5. If he attempts to hinder the Catcher from fielding or throwing the ball by stepping outside the lines of his position, or otherwise obstructing or interfering with the player.

SEC. 6. If, while the First Base be occupied by a base runner, three strikes be called on him by the Umpire, except when two men are already out.

SEC. 7. If, after two strikes have been called, the Batsman obviously attempts to make a foul hit, as in Rule 43, Section 3.

SEC. 8. If, while attempting a third strike, the ball touches any part of the Batsman's person, in which case base runners occupying bases shall return, as prescribed in Rule 49, Section 5.

SEC. 9. If he hits a fly ball that can be handled by an in-

fielder while first and second bases are occupied, or first, second and third, with only one out.

SEC. 10. If the third strike is called in accordance with Section 4, Rule 43, in such case the Umpire shall, as soon as the ball is hit, declare infield or outfield hit.

BASE RUNNING RULES.

WHEN THE BATSMAN BECOMES A BASE RUNNER.

RULE 46. The Batsman becomes a Base Runner :

SECTION 1. Instantly after he makes a Fair Hit.

SEC. 2. Instantly after four balls have been called by the Umpire.

SEC. 3. Instantly after three strikes have been decided by the Umpire.

SEC. 4. If, while he be a Batsman, without making any attempt to strike, his person—excepting hands or forearm, which makes it a dead ball—or clothing be hit by a ball from the Pitcher ; unless, in the opinion of the Umpire, he intentionally permits himself to be so hit.

SEC. 5. Instantly after an illegal delivery of a ball by the Pitcher.

BASES TO BE TOUCHED.

RULE 47. The Base Runner must touch each base in regular order, viz., First, Second, Third and Home Bases, and when obliged to return (except on a foul hit) must retouch the base or bases in reverse order. He shall only be considered as holding a base after touching it, and shall then be entitled to hold such base until he has legally touched the next base in order, or has been legally forced to vacate it for a succeeding Base Runner.

ENTITLED TO BASES.

RULE 48. The Base Runner shall be entitled, without being put out, to take the base in the following cases :

SECTION 1. If, while he was Batsman, the Umpire called four balls.

SEC. 2. If the Umpire awards a succeeding batsman a base on four balls, or for being hit with a pitched ball, or in case of an illegal delivery—as in Rule 46, Section 5—and the Base Runner is thereby forced to vacate the base held by him.

SEC. 3. If the Umpire calls a “balk.”

SEC. 4. If a ball, delivered by the Pitcher, pass the Catcher and touch the Umpire, or any fence or building within ninety feet of the Home Base.

SEC. 5. If, upon a fair hit, the ball strikes the person or clothing of the Umpire on fair ground.

SEC. 6. If he be prevented from making a base by the obstruction of an adversary.

SEC. 7. If the Fielder stop or catch a batted ball with his hat or any part of his dress.

RETURNING TO BASES.

RULE 49. The Base Runner shall return to his base, and shall be entitled to so return without being put out :

SECTION 1. If the Umpire declares a Foul Tip (as defined in Rule 39), or any other Foul Hit not legally caught by a fielder.

SEC. 2. If the Umpire declares a Foul Strike.

SEC. 3. If the Umpire declares a Dead Ball, unless it be also the fourth Unfair Ball and he be thereby forced to take the next base, as provided in Rule 48, Section 2.

SEC. 4. If the person or clothing of the Umpire interferes with the Catcher, or he is struck by a ball thrown by the Catcher to intercept a Base Runner.

SEC. 5. The Base Runner shall return to his base, if, while attempting a strike, the ball touches any part of the Batsman's person.

WHEN BASE RUNNERS ARE OUT.

RULE 50. The Base Runner is out :

SECTION 1. If, after three strikes have been declared against him while Batsman, and the Catcher fail to catch the third strike ball, he plainly attempts to hinder the Catcher from fielding the ball.

SEC. 2. If, having made a Fair Hit while Batsman, such fair hit ball be momentarily held by a Fielder before touching the ground, or any object other than a Fielder: *Provided*, it be not caught in a Fielder's hat or cap.

SEC. 3. If, when the Umpire has declared three strikes on him while Batsman, the third strike ball be momentarily held by a Fielder before touching the ground: *Provided*, it be not caught in a Fielder's hat or cap, or touch some object other than a Fielder, before being caught.

SEC. 4. If, after Three Strikes or a Fair Hit, he be touched with the ball in the hand of a Fielder *before* he shall have touched First Base.

SEC. 5. If, after Three Strikes or a Fair Hit, the ball be securely held by a Fielder while touching First Base with any part of his person *before* such Base Runner touches First Base.

SEC. 6. If, in running the last half of the distance from Home Base to First Base, while the ball is being fielded to First Base, he runs outside the three-foot lines, as defined in Rule 7, unless to avoid a Fielder attempting to field a Batted Ball.

SEC. 7. If, in running from First to Second Base, from Second to Third Base, or from Third to Home Base, he runs more than three feet from a direct line between such bases, to avoid being touched by the ball in the hands of a Fielder ; but in case a Fielder be occupying the Base Runner's proper

path, in attempting to field a batted ball, then the Base Runner shall run out of the path, and behind said Fielder, and shall not be declared out for so doing.

SEC. 8. If he fails to avoid a Fielder attempting to field a batted ball, in the manner described in Sections 6 and 7 of this Rule; or if he in any way obstructs a Fielder attempting to field a batted ball, or intentionally interferes with a thrown ball: *Provided*, that if two or more Fielders attempt to field a batted ball, and the Base Runner comes in contact with one or more of them, the Umpire shall determine which Fielder is entitled to the benefit of this rule, and shall not decide the Base Runner out for coming in contact with any other fielder.

SEC. 9. If, at any time while the ball is in play, he be touched by the ball in the hands of a Fielder, unless some part of his person is touching a base he is entitled to occupy: *Provided*, the ball be held by the Fielder after touching him; but (exception as to First Base), in running to First Base he may overrun said base, without being put out for being off said base, after first touching it, provided he returns at once and retouches the base, after which he may be put out as at any other base. If, in overrunning First Base, he also attempts to run to Second Base, or, after passing the base he turns to his left from the foul line, he shall forfeit such exemption from being put out.

SEC. 10. If, when a Fair or Foul Hit ball (other than a foul tip as referred to in Rule 39) is legally caught by a Fielder, such ball is legally held by a Fielder on the base occupied by the Base Runner when such ball was struck (or the Base Runner be touched with the ball in the hands of a Fielder), before he retouches said base after such Fair or Foul Hit ball was so caught: *Provided*, that the Base Runner shall not be out in such case, if, after the ball was legally caught as above, it be delivered to the bat by the Pitcher before the Fielder holds it on said base, or touches the Base Runner with it; but if the Base Runner in attempting to reach a base, detaches it before being touched or forced out, he shall be declared safe.

SEC. 11. If, when a Batsman becomes a Base Runner, the First Base, or the First and Second Bases, or the First, Second and Third Bases, be occupied, any Base Runner so occupying a base shall cease to be entitled to hold it, until any following Base Runner is put out, and may be put out at the next base or by being touched by the ball in the hands of a Fielder in the same manner as in running to First Base, at any time before any following Base Runner is put out.

SEC. 12. If a Fair Hit ball strike him *before touching the Fielder*, and in such case no base shall be run unless forced by the Batsman becoming a Base Runner, and no run shall be scored; or any other Base Runner put out.

SEC. 13. If, when running to a base or forced to return to a base, he fail to touch the intervening base or bases, if any, in the order prescribed in Rule 47, he may be put out at the base he fails to touch, or being touched by the ball in the hands of a Fielder, in the same manner as in running to First Base: *Provided*, that the Base Runner shall not be out in such case if the ball be delivered to the bat by the Pitcher before the Fielder holds it on said base or touches the Base Runner with it.

SEC. 14. If, when the Umpire calls "Play," after any suspension of a game, he fails to return to and touch the base he occupied when "Time" was called before touching the next base: *Provided*, the Base Runner shall not be out in such case if the ball be delivered to the bat by the Pitcher before the Fielder holds it on said base or touches the Base Runner with it.

WHEN BATSMAN OR BASE RUNNER IS OUT.

RULE 51. The Umpire shall declare the Batsman or Base Runner out, without waiting for an appeal for such decision, in all cases where such player is put out in accordance with these rules, except as provided in Rule 50, Sections 10 and 14.

COACHING RULES.

RULE 52. The coaches shall be restricted to coaching the Base Runner only, and shall not be allowed to address any remarks except to the Base Runner, and then only in words of necessary direction; and shall not use language which will in any manner refer to or reflect upon a player of the opposing club, the Umpire or the spectators, and not more than two coaches, who may be one player participating in the game and any other player under contract to it, in the uniform of either club, shall be allowed at any one time. To enforce the above, the Captain of the opposite side may call the attention of the Umpire to the offence, and upon a repetition of the same, the offending player shall be debarred from further participation in the game and shall leave the playing field forthwith.

THE SCORING OF RUNS.

RULE 53. One run shall be scored every time a Base Runner, after having legally touched the first three bases, shall touch the Home Base before three men are put out. (Exception) If the third man is forced out, or is put out before reaching First Base, a run shall not be scored.

THE UMPIRE.

RULE 54. The Umpire shall not be changed during the progress of a game, except for reason of illness or injury.

HIS POWERS AND JURISDICTION.

RULE 55. SECTION I. The Umpire is master of the Field from the commencement to the termination of the game, and is entitled to the respect of the spectators, and any person offer-

ing any insult or indignity to him must be promptly ejected from the grounds.

SEC. 2. He must be invariably addressed by the players as Mr. Umpire; and he must compel the players to observe the provisions of all the Playing Rules, and he is hereby invested with authority to order any player to do or omit to do any act as he may deem necessary to give force and effect to any and all such provisions.

SPECIAL DUTIES.

RULE 56. The Umpire's duties shall be as follows:

SECTION 1. The Umpire is the sole and absolute judge of play. In no instance shall any person, except the Captains of the competing teams, be allowed to address him or question his decisions, and they can only question him on an interpretation of the rules. No manager or any other officer of either club shall be permitted to go on the field or address the Umpire, under a penalty of a forfeiture of a game.

SEC. 2. Before the commencement of a game the Umpire shall see that the rules governing all the materials of the game are strictly observed. He shall ask the captain of the home club whether there are any special ground rules to be enforced, and if there are, he shall see that they are duly enforced, provided they do not conflict with any of these rules.

SEC. 3. The Umpire must keep the contesting nines playing constantly from the commencement of the game to its termination, allowing such delays only as are rendered unavoidable by accident, injury or rain. He must, until the completion of the game, require the players of each side to promptly take their positions in the field as soon as the third man is put out, and must require the first striker of the opposite side to be in his position at the bat as soon as the fielders are in their places.

SEC. 4. The Umpire shall count and call every "Unfair Ball" delivered by the Pitcher and every "Dead Ball," if also an unfair ball, as a "Ball," and he shall count and call every "Strike." Neither a "Ball" nor a "Strike" shall be counted or called until the ball has passed the Home Base. He shall also declare every "Dead Ball," "Block," "Foul Hit," "Foul Strike" and "Balk," "Infield" or "Outfield Hit," as prescribed in Rule 45, Section 9.

CALLING "PLAY" AND "TIME."

RULE 57. The Umpire must call "Play" promptly at the hour designated by the Home Club, and on the call of "Play" the game must immediately begin. When he calls "Time" play shall be suspended until he calls "Play" again, and during the interim no player shall be put out, base be run or run be scored. The Umpire shall suspend play only for an acci-

dent to himself or a player (but in case of accident to a Fielder "Time" shall not be called until the ball be returned to and held by the Pitcher, standing in his position), or in case rain falls so heavily that the spectators are compelled, by the severity of the storm, to seek shelter, in which case he shall note the time of suspension, and should such rain continue to fall thirty minutes thereafter, he shall terminate the game; or to enforce order in case of annoyance from spectators.

RULE 58. The Umpire is only allowed, by the rules, to call "Time" in case of an accident to himself or a player, a "Block" as referred to in Rule 35, Section 3, or in case of rain, as defined by the rule.

RULE 59. SECTION I. The Umpire shall remove from the game and the field any player guilty of indecent or vulgar language or conduct, and in addition thereto the player shall be fined the sum of \$25.

RULE 60. SECTION I. The Umpire is authorized to impose a fine of not less than \$5, nor more than \$10, during the progress of a game, as follows: For the Captain, Coacher, or any player of the contesting teams failing to remain within the bounds of his position as defined in these rules. This, however, shall not deprive the Captain of either team from appealing to the Umpire upon a question involving an interpretation of the rules.

SEC. 2. For the disobedience by a player of any order of the Umpire, or any violation of these rules.

SEC. 3. If a player is guilty of a second violation of this rule the Umpire shall impose a fine of \$25 and, in his discretion, order the player from the game and the field. For a third offense the Umpire must positively order the player from the field, and forthwith notify the Captain of the team to which the player belongs that during the continuance of the game he will impose no further fines but instantly remove any player guilty of a violation of any of these rules.

SEC. 4. When the Umpire orders a player from the game he shall also insist upon the player's removal from the field, and suspend play until this order is obeyed.

SEC. 5. Immediately upon notification by the Umpire that a fine has been imposed upon any Manager, Captain or player the Secretary shall forthwith notify the person so fined, and also the club of which he is a member, and in the event of the failure of the person so fined to pay to the Secretary the amount of said fine within five days of notice, he shall be debarred from participation in any championship game until such fine is paid.

FIELD RULES.

RULE 61. No club shall allow open betting or pool-selling upon its ground, nor in any building owned or occupied by it.

RULE 62. No person shall be allowed upon any part of the field during the progress of the game in addition to the players in uniform, the Manager on each side and the Umpire except such officers of the law as may be present in uniform and such officials of the home club as may be necessary to preserve the peace.

RULE 63. No Umpire, Manager, Captain or player shall address the spectators during the progress of the game, except in case of necessary explanation.

RULE 64. Every club shall furnish sufficient police force upon its own grounds to preserve order, and in the event of a crowd entering the field during the progress of a game, and interfering with the play in any manner, the visiting club may refuse to play further until the field be cleared. If the ground be not cleared within fifteen minutes thereafter, the visiting club may claim, and shall be entitled to the game by a score of nine runs to none (no matter what number of innings have been played).

GENERAL DEFINITIONS.

RULE 65. "Play" is the order of the Umpire to begin the game, or to resume play after its suspension.

RULE 66. "Time" is the order of the Umpire to suspend play. Such suspension must not extend beyond the day of the game.

RULE 67. "Game" is the announcement by the Umpire that the game is terminated.

RULE 68. An "Inning" is the term at bat of the nine players representing a club in a game, and is completed when three of such players have been put out, as provided in these rules.

RULE 69. A "Time at Bat" is the term at bat of a Batter. It begins when he takes his position, and continues until he is put out or becomes a base runner; except when, because of being hit by a pitched ball, or in case of an illegal delivery by the Pitcher, or in case of a sacrifice hit purposely made to the infield which, not being a base hit, advances a base runner without resulting in a put out, except to the Batter, as in Rule 45.

RULE 70. "Legal" or "Legally" signifies as required by these rules.

SCORING.

RULE 71. In order to promote uniformity in scoring championship games the following instructions, suggestions and definitions are made for the benefit of scorers, and they are required to make all scores in accordance therewith.

BATTING.

SECTION I. The first item in the tabulated score, after the player's name and position, shall be the number of times he has been at bat during game. The time or times when the

player has been sent to base by being hit by a pitched ball, by the Pitcher's illegal delivery, or by a base on balls, shall not be included in this column.

SEC. 2. In the second column should be set down the runs made by each player.

SEC. 3. In the third column should be placed the first base hits made by each player. A base hit should be scored in the following cases :

When the ball from the bat strikes the ground within the foul lines, and out of reach of the Fielders.

When a hit ball is partially or wholly stopped by a Fielder in motion, but such player cannot recover himself in time to handle the ball before the striker reaches First Base.

When a hit ball is hit so sharply to an infielder that he cannot handle it in time to put out the Batsman. In case of doubt over this class of hits, score a base hit, and exempt the Fielder from the charge of an error.

When a ball is hit so slowly toward a Fielder that he cannot handle it in time to put out the Batsman.

That in all cases where a Base Runner is retired by being hit by a batted ball, the Batsman should be credited with a base hit.

When a batted ball hits the person or clothing of the Umpire, as defined in Rule 48, Section 5.

SEC. 4. In the fourth column shall be placed Sacrifice Hits, which shall be credited to the Batsman, who, when no one is out, or when but one man is out, advances a Runner a base by a bunt sacrifice hit, which results in putting out the Batsman, or would so result if the ball were handled without error.

FIELDING.

SEC. 5. The number of opponents put out by each player shall be set down in the fifth column. Where a Batsman is given out by the Umpire for a foul strike, or where the Batsman fails to bat in proper order, the put out shall be scored to the Catcher.

SEC. 6. The number of times the player assists shall be set down in the sixth column. An assist should be given to each player who handles the ball in assisting a run out or other play of the kind.

An assist should be given to a player who makes a play in time to put a runner out, even if the player who could complete the play fails, through no fault of the player assisting.

And generally an assist should be given to each player who handles or assists in any manner in handling the ball from the time it leaves the bat until it reaches the player who makes the put out, or in case of a thrown ball, to each player who throws or handles it cleanly, and in such a way that a put-out results, or would result if no error were made by the receiver.

ERRORS.

SEC. 7. An error shall be given in the seventh column for each misplay which allows the striker or base runner to make one or more bases when perfect play would have insured his being put out, except that "wild pitches," "base on balls," bases on the batsman being struck by a "pitched ball," or in case of illegal pitched balls, balks and passed balls, shall not be included in said column. In scoring errors of batted balls see Section 3 of this rule.

SEC. 8. Stolen Bases shall be scored as follows:

Any attempt to steal a base must go to the credit of the Base Runner, whether the ball is thrown wild or muffed by the fielder, but any manifest error is to be charged to the fielder making the same. If the Base Runner advances another base he shall not be credited with a stolen base, and the fielder allowing the advancement is also to be charged with an error. If the Base Runner makes a start and a battery error is made, the runner secures the credit of a stolen base, and the battery error is scored against the player making it. Should a Base Runner overrun a base and then be put out, he shall receive the credit for the stolen base. If a Base Runner advances a base on a fly out, or gains two bases on a single base hit, or an infield out, or attempted out, he shall be credited with a stolen base, provided there is a possible chance and a palpable attempt made to retire him.

EARNED RUNS.

SEC. 9. An earned run shall be scored every time the player reaches the home base unaided by errors before chances have been offered to retire the side.

THE SUMMARY.

RULE 72. The Summary shall contain:

SECTION I. The number of earned runs made by each side.

SEC. 2. The number of two-base hits made by each player.

SEC. 3. The number of three-base hits made by each player.

SEC. 4. The number of home runs made by each player.

SEC. 5. The number of bases stolen by each player.

SEC. 6. The number of double and triple plays made by each side, and the names of the players assisting in the same.

SEC. 7. The number of men given bases on called balls by each Pitcher.

SEC. 8. The number of men given bases from being hit by pitched balls.

SEC. 9. The number of men struck out.

SEC. 10. The number of passed balls by each Catcher.

SEC. 11. The number of wild pitches by each Pitcher.

SEC. 12. The time of Game.

SEC. 13. The name of the Umpire.

INDEX TO RULES AND REGULATIONS.

	RULE.
The Ground,	1
The Field,	2
Catcher's Lines,	3
Foul Lines,	4
Players' Lines,	5
The Captains' and Coachers' Lines,	6
Three-foot Line,	7
Pitcher's Plate,	8
The Bases,	9
Batsman's Lines,	10
The Home Base,	11
First, Second and Third Bases,	12
Lines must be Marked,	13
The Ball,	14
Weight and Size,	(1) 14
Number Balls Furnished,	(2) 14
Furnished by Home Club,	(3) 14
Replaced if Injured,	(4) 14
The Bat,	15
Material of	(1) 15
Shape of	(2) 15
THE PLAYERS AND THEIR POSITIONS.	
Number of Players in Game,	16
Players' Positions,	17
Players not to Sit with Spectators,	18
Club Uniforms,	(1) 19
Gloves,	(2) 19
Players' Benches,	20
THE GAME.	
Time of Championship Game,	(1) 21
Number of Innings,	(2) 21
Termination of Game,	(a) 21
The Winning Run,	(b) 21
A Tie Game,	22
A Drawn Game,	23
A Called Game,	24
A Forfeited Game,	25
Failure of the Nine to Appear,	(1) 25
Refusal of One Side to Play,	(2) 25
Failure to Resume Playing,	(3) 25
If a Team Resorts to Dilatory Practice,	(4) 25
Wilful Violation,	(5) 25
Disobeying Order to Remove Player,	(6) 25
Written Notice to President,	(7) 25
No Game,	26
Substitutes,	27
One or More Substitute Players,	(1) 27
Extra Player,	(2) 27
Base-Runner,	(3) 27
Choice of Innings—Condition of Grounds,	28
The Pitcher's Position,	29
Delivery of the Ball—Fair Ball,	30
Unfair Ball,	31
Balking,	32
Motion to Deceive,	(1) 32
Foot Not in Contact with Pitcher's Plate,	(2) 32
Pitcher Outside of Lines,	(3) 32
Delay by Holding,	(4) 32
A Dead Ball,	33
A Foul Strike,	34
Block Balls,	35
Stopped by Person not in Game,	(1) 35
Ball Returned,	(2) 35

	RULE.	
Base-Runner Must Stop,	(3)	35
The Batsman's Position—Order of Batting,		36
Where Players must Remain,	(1)	37
Space Reserved for Umpire,	(2)	37
Space Allotted for Players "at Bat,"	(3)	37
Batting Rules—Fair Hit,		38
Foul Hit,		39
Bunt Hit,		40
Batted Ball Outside Grounds,		41
A Fair Batted Ball,		42
Strikes,		43
Ball Struck at by Batsman,	(1)	43
Fair Ball Delivered by Pitcher,	(2)	43
Attempt to Make Foul Hit,	(3)	43
Foul Hit while Attempting a Bunt Hit,	(4)	43
Ball Struck at after Touching Batsman's Person,	(5)	43
Ball Tipped by Batsman,	(6)	43
A Foul Strike,		44
The Batsman is Out,		45
Failing to Take Position at Bat in Order,	(1)	45
Failure to Take Position within One Minute after being Called,	(2)	45
If He Makes a Foul Hit,	(3)	45
If He Makes a Foul Strike,	(4)	45
Attempt to Hinder Catcher,	(5)	45
Three Strikes Called by Umpire,	(6)	45
Attempt to Make a Foul Hit After Two Strikes have been Called,	(7)	45
If Ball Hits Him While Making Third Strike,	(8)	45
If He Hits a Fly Ball that can be Handled by Infielder while First Base Occupied with Only One Out,	(9)	45
If Third Strike is Called,	(10)	45

BASE RUNNING RULES.

The Batsman Becomes a Base Runner,		46
After a Fair Hit,	(1)	46
After Four Balls are Called,	(2)	46
After Three Strikes are Declared,	(3)	46
If Hit by Ball While at Bat,	(4)	46
After Illegal Delivery of Ball,	(5)	46
Bases to be Touched,		47
Entitled to Bases,		48
If Umpire Calls Four Balls,	(1)	48
If Umpire Award Second Batsman Base,	(2)	48
If Umpire Calls Balk,	(3)	48
If Pitcher's Ball Passes Catcher,	(4)	48
Ball Strikes Umpire,	(5)	48
Prevented from Making Base,	(6)	48
Fielder Stops Ball,	(7)	48
Returning to Bases,		49
If Foul Tip,	(1)	49
If Foul Strike,	(2)	49
If Dead Ball,	(3)	49
If Person of Umpire Interferes with Catcher,	(4)	49
If the Ball Touches the Batsman's Person,	(5)	49
Base-Runner Out,		50
Attempt to Hinder Catcher from Fielding Ball,	(1)	50
If Fielder Hold Fair Hit Ball,	(2)	50
Third Strike Ball Held by Fielder,	(3)	50
Touched with Ball After Three Strikes,	(4)	50
Touching First Base,	(5)	50
Running from Home Base to First Base,	(6)	50
Running from First to Second Base,	(7)	50
Failure to Avoid Fielder,	(8)	50
Touched by Ball While in Play,	(9)	50

	RULE.
Fair or Foul Hit Caught by Fielder,	(10) 50
Batsman Becomes a Base Runner,	(11) 50
Touched by Hit Ball Before Touching Fielder,	(12) 50
Running to Base,	(13) 50
Umpire Calls Play,	(14) 50
When Batsman or Base Runner is Out,	51
Coaching Rules,	52
Scoring of Runs,	53

THE UMPIRE.

The Umpire,	54
When Master of the Field,	(1) 55
Must Compel Observance of Playing Rules,	(2) 55
Special Duties,	56
Is Sole Judge of Play,	(1) 56
Shall See Rules Observed Before Commencing Game,	(2) 56
Must Keep Contesting Nines Playing,	(3) 56
Must Count and Call Balls,	(4) 56
Umpire Must Call Play,	57
Umpire Allowed to Call Time,	58
Umpire is Empowered to Inflict Fines,	59
For Indecent Language,	(1) 59
Wilful Failure of Captain to Remain within Bounds,	(1) 60
Disobedience of a Player,	(2) 60
Repetition of Offences,	(3) 60
Player Must Be Removed from the Field,	(4) 60
Shall Notify Person Fined,	(5) 60

FIELD RULES.

No Club Shall Allow Open Betting,	61
Who Shall be Allowed in the Field,	62
Audience Shall Not be Addressed,	63
Every Club Shall Furnish Police Force,	64

GENERAL DEFINITIONS.

Play,	65
Time,	66
Game,	67
An Inning,	68
A Time at Bat,	69
Legal,	70
Scoring,	71
Batting,	(1) 71
Runs Made,	(2) 71
Base Hits,	(3) 71
Sacrifice Hits,	(4) 71
Fielding,	(5) 71
Assists,	(6) 71
Errors,	(7) 71
Stolen Bases,	(8) 71
Earned Runs,	(9) 71
The Summary,	72
Number of Earned Runs,	(1) 72
Number of Two-Base Hits,	(2) 72
Number of Three-Base Hits,	(3) 72
Number of Home Runs,	(4) 72
Number of Stolen Bases,	(5) 72
Number of Double and Triple Plays,	(6) 72
Bases on Called Balls,	(7) 72
Bases from Being Hit,	(8) 72
Men Struck Out,	(9) 72
Passed Balls,	(10) 72
Wild Pitches,	(11) 72
Time of Game,	(12) 72
Name of Umpire,	(13) 72

NATIONAL AGREEMENT

Of Professional Base Ball Associations Adopted by the National Board of Arbitration February 24, 1896.

NAME.

ARTICLE 1. This instrument shall be called "The National Agreement of Professional Base Ball Associations."

OBJECTS.

ARTICLE 2. The objects of this Agreement are:

1. To perpetuate base ball as the national game of America, and to surround it with such safeguards as to warrant absolute public confidence in its integrity and methods.

2. To promote and afford protection to such minor Professional Base Ball Leagues and Associations as may desire to operate under its provisions.

THE GOVERNING POWER.

ARTICLE 3. The governing power under this Agreement, which shall be called "The National Board of Arbitration," shall be vested in four representatives selected by the National League and American Association of Professional Base Ball Clubs (hereinafter designated the Major League), and such representatives from minor organizations of Professional Base Ball Clubs (hereinafter designated Minor Leagues) as may be admitted to membership by the National Board of Arbitration from time to time under the rules governing membership.

THE ANNUAL MEETING.

ARTICLE 4. The annual meeting of the National Board shall be held on the _____ of each year, at which time the representatives elected by the major league shall elect a President, Secretary and Treasurer of the Board.

DUTIES AND AUTHORITY OF THE NATIONAL BOARD.

ARTICLE 5.—1. The general enforcement of this Agreement, the protection of rights thereunder, the determination of all controversies as hereinafter provided and generally the regulation of all things within the scope of this Agreement are each and severally conferred upon and committed to the National Board of Arbitration.

2. The Board may adopt rules and regulations prescribing the duties of each and all of its members and officers, its methods of procedure and the general transaction of its business.

3. It shall be the duty of the Board and it shall have full and final jurisdiction: To hear and determine all disputes and complaints between associations and clubs; between one club and another, members of different associations; between clubs and players or managers, and, in addition thereto, all disputes and complaints arising under and of all matters involving the interpretation of the National Agreement or the disposition of the rights, thereunder. Clubs belonging to the same association, by mutual consent, or upon the request of the association to which they belong, may refer any controversy between such club, or in which such clubs are interested, to the Board for decision or adjustment.

POWER TO IMPOSE FINES.

4. In the performance of its duties the Board shall have power to impose fines or penalties upon associations, clubs, club officers, players, managers, scorers and umpires, and to suspend any such organization or person from the protection and privileges of the National Agreement in any instance in which, in its opinion, it or he shall have been guilty of conduct detrimental to the general welfare of the game or in violation of the letter or spirit of the National Agreement.

DECISION FINAL.

5. Its decision shall be final over any and all matters within its jurisdiction.

REINSTATEMENTS.

6. It may reinstate any person or body suspended.

ASSESSMENTS.

7. It shall have power to make such reasonable assessments upon clubs or associations as may be necessary to defray the expenses incidental to the performance of its duties and the enforcement of this Agreement.

RULES AND REGULATIONS.

8. It may make all orders, rules and regulations which it may deem necessary for the performance of its duties and the exercise of its power, and to accomplish the purpose in view, may amend and supplement the same from time to time; provided, notice of all changes, amendments or supplements be given to all organizations party to this agreement.

DECISIONS PROMULGATED,

9. It may cause the proceedings or rulings, or any part thereof, in any case which may be deemed of sufficient importance to serve as a precedent, to be published in such a manner as may be prescribed.

PRESENTATION OF CLAIMS.

10. Whenever any body or persons shall desire to submit any matter for the consideration of the Board, it shall be presented to the chairman by a concise statement thereof, and accompanied by such evidence as may be in support of such statement. Notice shall be given to any other body or person interested in the matter to make answer and to present appropriate evidence in support thereof.

MINOR LEAGUE MEMBERSHIP.

ARTICLE 6. An application for membership and protection under this Agreement must be made in writing or by telegraph to the Secretary of the Board. If made by telegraph it must state the name of the League, the cities comprising the circuit and have the signature of the President of the League, which must be followed within ten days by a written application to the Secretary of the Board stating the name of the League, the cities comprising the circuit, the representatives of the respective cities, the location of their business offices and playing grounds, if practical, the monthly salary limit for its club teams and maximum monthly salary limit of its players, a pledge or agreement for the maintenance of said salary limit and the faithful performance of its obligations under this Agreement, its own Constitution and By-Laws and its other contractual obligations, which club membership, location of club officers and playing grounds, salary limit, Constitution, Agreement, By-Laws and pledges, shall not, after approval by the Board, be changed, modified, altered or released without the assent of the Board.

CLASSIFICATION OF MEMBERSHIP.

ARTICLE 7. The Board, upon the receipt of an application for protection and membership under this Agreement, shall, after consideration and approval, determine the class under which the application shall be admitted, the said classification to be based upon the average population of the cities composing the League according to the last published U. S. Census preceding the application, and the membership fee shall be an amount fixed by the Board for Leagues of that class.

MINOR LEAGUE REPRESENTATION.

ARTICLE 8. Each Minor League shall be entitled to one representative of its own selection, who shall have the right to appear before the Board upon any or all matters pertaining to its interest or welfare, but the Board may, at its discretion, invite additional representation in the adjustment of any matter which may be brought before it.

FEE FOR PROTECTION AND MEMBERSHIP.

ARTICLE 9. The fee for membership and protection under this Agreement, with the right of reservation subject to Articles 10 and 11 shall be:

For each Club in Class A the sum of \$75.

For each Club in Class B the sum of \$50.

For each Club in Class C the sum of \$40.

For each Club in Class D the sum of \$30.

For each Club in Class E the sum of \$20.
 For each Club in Class F the sum of \$10.

Such payments to be made within thirty days from the date of filing the written application for membership.

SELECTION OF PLAYERS BY THE MAJOR LEAGUE.

ARTICLE 10. For the purpose of enabling players to advance in their profession, the Major League may, at any time after the first of October of each year, and prior to the first of January following, with the consent of the Board, negotiate with any player then under contract or reservation to a minor league under this Agreement, and shall have the right to select such players, upon payment to the Secretary of the Board the sum specified in Article 12, provided that no such selection shall be enforced and no transfer of a player shall be made unless he shall receive an increase of salary.

SELECTION OF PLAYERS BY MINOR LEAGUES.

ARTICLE 11. For the purpose of enabling players to advance in their profession and to assist in building up clubs of minor leagues, a club of a higher class shall have the right, with the consent of the Board, after January 1 of each year, and prior to the first of February following, to select its players from a league in a lower class upon payment to the Secretary of the Board the sum specified in Article 12, provided that no such selection shall be enforced, and no transfer of a player shall be made unless he shall receive an increase of salary.

TERMS FOR SELECTION OF PLAYERS.

ARTICLE 12—SEC. 1. Clubs from a high class selecting players from leagues of a lower class shall pay to the Secretary of the Board for the benefit and account of the club from which the selection is made the following sums, viz.:

For Players in Class A, \$500.
 For Players in Class B, \$300.
 For Players in Class C, \$200.
 For Players in Class D, \$100.
 For Players in Class E, \$75.
 For Players in Class F, \$50.

SEC. 2. Payments must be made at the time of selection, and unless such payment be withdrawn and the selection cancelled by the selecting club within thirty days from the date of selection, the Secretary of the Board shall remit to the club the amount received by him on account of such selection.

SEC. 3. Any club entitled to make selection of a player and desiring to do so, shall notify the Secretary of the Board stating the name of the player and of the club with which he is under contract and reservation and enclosing amount specified in Section 1, Article 12, to be paid for such release. The Secretary shall thereupon notify the club or league from which such selection is to be made and shall order his transfer to the selecting club. Notice of such selection and transfer shall thereupon be promulgated.

ASSIGNMENT OF UNDEVELOPED PLAYERS.

ARTICLE 13. For the purpose of retaining control of undeveloped but promising players whose releases have been purchased, all Leagues, parties to this Agreement, may, prior to the opening of its championship season, assign its surplus players to a club member of any other League party to this Agreement, upon mutual agreement between the clubs interested; providing no other club member of the League from which the assignment is to be made desires such player at the terms of such purchase. Notice of such transfers and assignments and the conditions governing must be filed with the Secretary of the Board, and the salary of the player must not be less than the salary limit adopted by the league to which he has been assigned.

ART. 14. Any club member of the major league may at any time between April 1 and October 1 negotiate with a club member of a minor league, party to this Agreement, for the release of a player from minor to major league, to take effect after October 1 of the same year, or for an immediate release if the Constitution of such minor league permits, and such release,

if secured, shall, when filed with the Secretary of the Board, become binding upon both clubs party to the transfer.

ART. 15. Any club member of a minor league, party to this Agreement, may at any time during its championship season negotiate for the immediate release of a player from a club member of another league where the league constitution of the releasing club permits, and such release, if secured, shall, when filed with the Secretary of the Board, become binding upon both clubs party to the transfer, providing the salary of the player so transferred during the championship season shall not be reduced during the balance of the season unless he be given an unconditional release.

CONTRACTS.

ARTICLE 16. Contracts between clubs and players shall be in writing in the form approved by the Board. An informal contract, whether evidenced by telegram or other writing, shall be valid for a period of not exceeding thirty days, but a formal contract must be tendered by the contracting club to the contracting player within said thirty days. The failure of the club to so tender such formal contract will release the player from all contractual obligations thereunder, and the refusal of the player to execute such formal contract, when so tendered, shall extend the validity of his informal contract until he shall execute said formal contract.

UNLAWFUL CONTRACTS.

ARTICLE 17. No club shall at any time enter into negotiations of contract with any player under contract to or reservation by another club without the latter's consent, under such fines and penalties as the Board may inflict.

APPLICATION FOR MEMBERSHIP.

ARTICLE 18. Applications for membership by minor leagues desiring protection under this Agreement must be made each year to the Secretary of the Board, as provided in Article 6.

TERMINATION OF MEMBERSHIP.

ARTICLE 19. All rights under this Agreement shall terminate on the first day of October unless renewed between the fifteenth and twenty-fifth of September of each year, according to Article 18.

NEW LEAGUES.

ARTICLE 20. Newly organized leagues may ask for and be admitted to membership at any time, but such membership shall terminate on the first of October following unless renewed according to Article 19.

RESERVATION.

ARTICLE 21. On or before the 25th day of September in each year the secretaries of minor leagues, parties hereto, entitled to the privilege of reservation, shall transmit to the Secretary of the Board a reserve list of players, not exceeding fourteen in number, then under contract with each of its several club members for the current season, and in addition thereto a list of such players reserved in any prior annual reserve list who have refused to contract with such clubs and of all ineligible players. Such players, together with all others thereafter to be regularly contracted with by such clubs, are and shall be ineligible to contract with any other club of any league, except as herein prescribed. The Secretary of said Board shall thereupon promulgate such lists, provided that no club shall be permitted to reserve any player while in arrears of salary to him.

RELEASE FROM RESERVATION.

ARTICLE 22. The Board may also release from contract or reservation any player or manager when the club with which he has contracted, or by which he has been reserved, shall be in arrears to him for salary for more than fifteen days after such salary became due, or when the reserving club has failed to tender to any player, on or before the first day of March, after such reservation, a formal contract, with a salary of at least such an amount per month as the Board may fix as the minimum salary to be paid to such player, or when any such reserving club has transferred its membership after the close of the championship season to a different league, if the Board shall deem that the player will be prejudiced by such transfer.

INDIVIDUALS AND ORGANIZATIONS IN CONFLICT WITH THE NATIONAL AGREEMENT.

ARTICLE 23—SEC. 1. Any club member of any minor league or association, a party to or identified with this National Agreement, that shall enter into any negotiation to become a member of or in any way co-operate with any organization of professional base ball clubs whose existence will in any manner conflict with the letter and spirit of this Agreement or the interests of any of the clubs operating under it, shall forthwith forfeit all rights and privileges conferred by this Agreement, said forfeiture to include its membership in any association a party to this Agreement, and all rights or reservation to players reserved during the current or any preceding season. The penalty herein imposed shall be positive and final and shall not be revoked unless by the unanimous consent of the Board or upon appeal by a three-fourths vote of the major league.

SEC. 2. Any officer, manager or player who shall enter into any such negotiations as referred to in Section 1, Article 23, or who shall agree or contract to play with any club a member of such organization shall be declared ineligible and subject to all the disabilities referred to in the preceding paragraph.

DISQUALIFIED PLAYERS.


ARTICLE 24. When a player or manager under contract or reservation by any club of an association party hereto shall be expelled, suspended or rendered ineligible in accordance with the provisions of this Agreement or the rules of such association, notice of such disqualification shall be given to the said Board by the secretary of the association from whose club the player may have been thus disqualified, and the Board shall forthwith give notice of such disqualification to the several leagues acting under this Agreement. When a player shall become ineligible under the provisions of this Agreement, or by order of the Board, the Secretary of the Board shall notify the several clubs acting under this Agreement of such disqualification. From the receipt of any such notice all club members of associations acting under this Agreement shall be debarred from employing or playing with, or against such disqualified player until the period of disqualification shall have terminated or the disqualification be revoked by the association from which such player was disqualified or by the Board, and due notice of such revocation shall be given by the Board to the said several clubs.

SUSPENSION OF PLAYERS.


ARTICLE 25. Any player who has entered into a contract with any club of an association party hereto may be suspended without pay or fined by such club or association for breach of contract or breach of any of the rules of such club or association, and he shall thereafter be ineligible to sign or play during the remainder of the current season with any of the clubs of any association acting thereunder, unless such disability shall have been sooner removed by the club or association by which he was suspended or by the Board.

ACCEPTANCE OF SERVICE.

ARTICLE 26. Upon the release of a player from contract or reservation with any club member of an association then acting under this Agreement (unless the release be made by "selection" under Article 10 or 11), the services of such player shall at once be subject to acceptance by any club belonging to the same association, expressed in writing or by telegraph to the Secretary of the Board, for a period of ten days after notice of said release; and, thereafter, if said services be not so accepted, said player may negotiate and contract with any club. The releasing club shall send notice to the Secretary of the Board of said player's release on the date thereof, and the latter shall promulgate any acceptance of his services. Provided that the disbandment of a club or its expulsion from membership in either association acting hereunder shall operate as a release of all of its players from contract with or reservation by said club. But the services of such players shall at once be subject to the acceptance of such association for a period of ten days for the purpose of supplying the vacancy in its membership.




ROS COE C. BARNES




JIMMY WOOD



ASA BRAINARD





DOUGLAS ALLISON



JOSEPHUS

A GROUP OF OLD-TIME PLAYERS.



ANDREW J LEONARD.

GEORGE WRIGHT.

JAMES WHITE.

A GROUP OF OLD-TIME PLAYERS.

CONTROL AND DISCIPLINE.

ARTICLE 27. Each association shall have the right to make and enforce all rules and regulations pertaining to the control, discipline and compensation of all players under contract with its club members. And it may prescribe that all contracts with its players shall be made directly with said association, assignable to its club members, with the right of reservation to be exclusively exercised by said association, in which event all the provisions of this Agreement applying to contracts or reservation of players with and by club members, shall apply to such contracts and reservation of players with and by said association; provided that such rules and regulations shall in no way conflict with the provisions of this Agreement, or any rule, regulation or order of the Board.

TERRITORIAL RIGHTS.

ARTICLE 28. Each minor league whose application for membership under this Agreement has been accepted by the Board shall have exclusive control of its own territory until the termination of its membership, and no club from any other league party to this Agreement shall be allowed to play a game in any city of its circuit without the consent of the club representing such city, nor shall any club member of a minor league party hereto be allowed to play a game within five miles of any city in which is located a club member of the major league without the consent of such club.

INELIGIBLE PLAYERS.

ARTICLE 29. No game shall be played between any club of any league acting hereunder, or any of its players under contract or reservation, with any club containing an ineligible player; nor with a club that has played with another club containing such ineligible player. A violation of this section shall subject each offender to fine, suspension or expulsion, in the discretion of the Board.

TRANSFER OF PLAYERS.

ARTICLE 30. Should a club of any association agree in writing or by telegraph with another club of an association, subject to the National Agreement, for the release of any player then under contract or reservation with or by it, in accordance with the rules governing, either party may file said agreement with the Secretary of the Board, and should any such club refuse to comply with its said agreement, the Board may require said agreement to be complied with, and may transfer the said player accordingly.

PAYMENTS OF SALARIES.

ARTICLE 31. Before any league shall be granted the privileges and protection of this Agreement, it shall enact laws or regulations debarring any of its clubs from entering into contract with any player while under arrears of salary to him, and from suspending or otherwise attempting to disqualify such player for refusing to contract while it is so in arrears, and shall also provide for the expulsion of any club for refusal to pay arrears of salary to a player when required by said league or by the Board.

FORFEITURE OF RIGHTS.

ARTICLE 32. All rights of any league hereunder shall be forfeited for failing to expel any of its club members that may play a game of ball except under the Playing Rules adopted by the National League and American Association of Professional Base Ball Clubs.

DEFINITION OF TERMS.

ARTICLE 33. The term "league or association" as herein used shall mean and comprise an organization of professional base ball clubs of not less than four clubs, whether known as a "league," "association," or by any other designation.

ARTICLE 34. This Agreement may be altered or amended at any time by the unanimous consent of the Board, or upon the recommendation of any of the parties hereto subscribing. It shall take effect and be in force from and after February 24, 1896. And all former Agreements are hereby revoked.

NATIONAL LEAGUE AND AMERICAN ASSOCIATION SCHEDULE.

SEASON OF 1896.

CLUBS.	In Boston.	In Brooklyn.	In New York.	In Philadel'a	In Baltimore	In Wash'ton.	In Pittsburg.	In Cleveland	In Cincinnati	In Louisv'e	In Chicago	In St Louis
Boston...	July 8, 4, 4	Apr. 25, 27, 28 Sept. 9, 10, 12	Apr. 16, 17, 18 May 25 Aug. 8, 10	Apr. 21, 22, 23 Sept. 15, 16, 17	June 30 July 1, 2 Sept. 24, 25, 26	May 14, 15, 16 July 13, 14, 15	May 21, 22, 23 July 16, 17, 18	May 4, 5, 6 July 23, 24, 25	May 7, 8, 9 July 6, 7, 8	May 11, 12, 13, 18, 19, 20, 21, 22, 23, 24, 25, 26, 27, 28, 29, 30, 31	May 18, 19, 20, 21, 22, 23, 24, 25, 26, 27, 28, 29, 30, 31
Brooklyn.	June 23, 24, 25 Aug. 15, 17, 18	June 19, 27, 29 July 31 Aug. 8, 11	Apr. 25, 27, 28 Sept. 24, 25, 26	Apr. 16, 17, 18 Sept. 9, 10, 12	Apr. 21, 22, 23 Sept. 15, 16, 17	May 18, 19, 20 July 9, 10, 11	May 7, 8, 9 July 6, 7, 8	May 14, 16, 17 July 12, 13, 14	May 10, 11, 12 July 20, 21, 22	May 4, 5, 6 July 23, 25, 26	May 22, 23, 24 July 16, 18, 19
New York	June 15, 16, 17 Aug. 12, 13, 14	June 18, 20, 26 Aug. 1, 3, 10	Apr. 29, 30 May 2 July 28, 29, 30	May 25 June 30 July 1 Aug. 5, 6, 7	Apr. 16, 17, 18 Sept. 19, 21, 22	May 11, 12, 13 July 23, 24, 25	May 14, 15, 16 July 13, 14, 15	May 21, 22, 23 July 20, 21, 22	May 4, 5, 6 July 16, 17, 18	May 18, 19, 20 July 9, 10, 11	May 7, 8, 9 July 6, 7, 8
Phila- delphia.	June 26, 27, 29 July 31 Aug. 1, 3	June 30 July 1, 2 Aug. 5, 6, 7	Apr. 21, 22, 23 Sept. 15, 16, 17	June 18, 19, 20 Sept. 19, 21, 22	June 15, 16, 17 Sept. 9, 10, 12	May 21, 22, 23 July 16, 17, 18	May 11, 12, 13 July 23, 24, 25	May 18, 19, 20 July 6, 7, 8	May 14, 15, 16 July 9, 10, 11	May 7, 8, 9 July 23, 24, 25, 26, 27, 28	May 4, 5, 6 July 24, 25, 26, 27, 28
Baltimore	Apr. 20, 30 May 2 July 28, 29, 30	June 15, 16, 17 Aug. 12, 13, 14	July 3, 4, 4 Sept. 24, 25, 26	June 22, 23, 24 Aug. 15, 17, 18	Apr. 27 June 26, 27 July 31 Aug. 3, 8	May 4, 5, 6 July 20, 21, 22	May 18, 19, 20 July 9, 10, 11	May 7, 8, 9 July 16, 18, 19	May 21, 22, 23 July 12, 13, 14	May 14, 16, 17 July 6, 7, 8	May 10, 11, 12 July 24, 25, 26
Wash- ington.	June 19, 20, 22 Aug. 5, 6, 7	May 2 July 28, 29, 30	June 23, 24, 25 Aug. 15, 17, 18	July 3, 4, 4 Aug. 12, 13, 14	Apr. 25, 28 June 29 Aug. 1, 10, 11	May 7, 8, 9 July 30, 30 July 8	May 4, 5, 6 July 20, 21, 22	May 10, 11, 12 July 9, 10, 11	May 17, 18, 19 July 23, 25, 26	May 21, 23, 24 July 14, 15, 16, 17, 18, 19, 20, 21, 22, 23, 24, 25, 26, 27, 28, 29, 30, 31	May 10, 11, 12 July 24, 25, 26, 27, 28, 29, 30, 31

CLUBS.	In Boston.	In Brooklyn.	In New York.	In Philadelphia.	In Baltimore.	In Wash'ton.	In Pittsburg.	In Cleveland.	In Cincinnati.	In Louisv'e.	In Chicago.	In St Louis.
Pittsburg.	May 26, 27, 28 Aug. 22, 24, 25	June 8, 9, 10 Aug. 19, 20, 21	June 11, 12, 13 Sept. 5, 7, 7	June 4, 5, 6 Sept. 2, 3, 4	June 1, 2, 3 Aug. 29, 31 Sept. 1	May 29 July 6, 7 Aug. 26, 27, 28	June 22, 23, 24 Aug. 7, 8, 10	Apr. 16, 17, 18 July 30, 31 Aug. 1	Apr. 30 May 1, 2 Aug. 3, 4, 5	June 25, 26, 27, 30 July 27, 28, 29 Aug. 24, 25, 26	June 29, 30 July 30, 31 Sept. 24, 25, 26
Cleveland	May 29, 30, 30 Sept. 5, 7, 7	June 11, 12, 13 Sept. 2, 3, 4	May 26, 27, 28 Aug. 29, 31 Sept. 1	June 8, 9, 10 Aug. 26, 27, 28	June 4, 5, 6 Aug. 22, 24, 25	June 1, 2, 3 Aug. 19, 20, 21	Apr. 25, 27, 28 Aug. 14, 15, 17	Apr. 21, 22, 23 July 27, 28, 29	June 15, 16 Sept. 23, 24, 25, 26	June 15, 16 Sept. 3, 4	Apr. 16, 17, 18 July 30, 31 Aug. 1
Cincinnati.	June 11, 12, 13 Aug. 19, 20, 21	June 4, 5, 6 Sept. 5, 7, 7	June 8, 9, 10 Sept. 2, 3, 4	June 1, 2, 3 Aug. 29, 31, Sept. 1	May 29, 30, 30 Aug. 26, 27, 28	May 26, 27, 28 Aug. 22, 24, 25	July 3, 4, 4 Sept. 14, 15, 16	April 30 May 1, 2 Sept. 19, 21, 22	May 3 June 29, 30 Sept. 9, 10, 12	June 21, 22, 23 Aug. 11, 12, 24, 15, 16, 17	June 25, 27, 28 Aug. 15, 16, 17
Louisville	June 1, 2, 3 Aug. 29, 31 Sept. 1	May 26, 27, 28 Aug. 26, 27, 28	May 29, 30, 30 Aug. 22, 24, 25	June 11, 12, 13 Aug. 19, 20, 21	June 8, 9, 10 Sept. 5, 7, 7	June 4, 5, 6 Sept. 2, 3, 4	Apr. 21, 22, 23 Sept. 19, 21, 22	June 25, 26, 27 Aug. 11, 12, 13	Apr. 19, 20, 21, 22 Aug. 9, Sept. 20	June 28 July 4, 4, 5 Aug. 1, 2, 27, 28, 29	Apr. 25, 26, 27 July 27, 28, 29
Chicago..	June 4, 5, 6 Aug. 26, 27, 28	May 29, 30, 30 Aug. 22, 24, 25	June 1, 2, 3 Aug. 19, 20, 21	May 26, 27, 28 Sept. 5, 5, 7	June 11, 12, 13 Sept. 2, 3, 4	June 8, 9, 10 Aug. 29, 31, Sept. 1	June 15, 16, 17 Sept. 9, 10, 12	June 18, 19, 20 Sept. 14, 15, 16	Apr. 25, 26, 27 Sept. 13, 26, 27	Apr. 16, 17, 18 Aug. 15, 16, 17	Apr. 19, 21, 22 Sept. 19, 20, 23
St. Louis.	June 8, 9, 10 Sept. 2, 3, 4	June 4, 5, 6 Aug. 29, 31, Sept. 1	June 11, 12, 13 Aug. 26, 27, 28	May 29, 30, 30 Aug. 22, 24, 25	May 26, 27, 28 Aug. 19, 20, 21	June 11, 12, 13 Sept. 5, 7, 7	June 18, 19, 20 Aug. 11, 12, 13	July 3, 4, 4 Sept. 9, 10, 12	June 15, 16, 17 July 5 Aug. 2, 3, 13, 14, 15	June 21, 22, 23 Sept. 13, 14, 15	Apr. 30 May 2, 3 Aug. 6, 8, 9

EASTERN LEAGUE SCHEDULE—SEASON OF 1896.

CLUBS.	In Toronto.	In Buffalo.	In Rochester.	In Syracuse.	In Scranton.	In Wilkesbarre.	In Springfield.	In Providence.
Toronto..	May 30, 30 J'ne 1, J'y 4, 4 Sept. 9, 10, 11	May 5, 6, 7 July 14, 15 Sept. 3, 4, 5	May 1, 2, 4 July 11, 13 Sept. 7, 7, 8	June 6, 8, 9 July 22, 23 Aug. 13, 14, 15	June 10, 11, 12 July 24, 25 Aug. 17, 18, 19	June 13, 15, 16 July 17, 18 Aug. 20, 21, 22	June 17, 18, 20 July 20, 21 Aug. 24, 25, 26
Buffalo...	May 1, 2, 4 J'y 11, 13, Ag. 27 Sept. 7 a. m., 8	May 5, 6, 7 July 14, 15 A'g. 31, Sep. 1, 2	June 10, 11, 12 July 24, 25 Aug. 17, 18, 19	June 6, 8, 9 July 22, 23 Aug. 13, 14, 15	June 17, 18, 20 July 20, 21 Aug. 24, 25, 26	June 13, 15, 16 July 17, 18 Aug. 20, 21, 22
Rochester	May 8, 9, 11 July 6, 7 A'g. 31, Sep. 1, 2	May 12, 13, 14 J'y 8, 9, Ag. 28, 29 Sept. 7, p. m.	M'y 30, a. m. J'e 3, 4, J'y 2, 4, p. m. Sept. 12, 14, 15	June 13, 15, 16 July 20, 21 Aug. 20, 21, 22	June 17, 18, 20 July 17, 18 Aug. 24, 25, 26	June 6, 8, 9 July 22, 23 Aug. 13, 14, 15	June 10, 11, 12 July 24, 25 Aug. 17, 18, 19
Syracuse.	May 12, 13, 14 July 8, 9 Aug. 27, 28, 29	May 8, 9, 11 July 6, 7 Sept. 3, 4, 5	May 30, p. m. J'e 1, 2, J'y 3, 4, a. m. S'p. 9, 10, 11	June 17, 18, 20 July 17, 18 Aug. 24, 25, 26	June 13, 15, 16 July 20, 21 Aug. 20, 21, 22	June 10, 11, 12 July 24, 25 Aug. 17, 18, 19	June 6, 8, 9 July 22, 23 Aug. 13, 14, 15
Scranton.	May 15, 16, 18 June 24, 25 July 28, 29, 30	May 19, 20, 21 June 22, 23 July 28, 29, 30	May 26, 27, 28 June 26, 27 Aug. 5, 6, 7	May 22, 23, 25 June 29, 30 Aug. 8, 10, 11	May 30 a. m. J'e 1, 3, J'y 3, 4, p. m. Sep. 4, 7, p. m., 8	May 1, 2, 4 July 11, 13 Aug. 27, 28, 29	May 5, 6, 7 July 14, 15 A'g. 31, Sep. 1, 2
Wilkes- barre	May 19, 20, 21 June 22, 23 July 28, 29, 30	May 15, 16, 18 June 24, 25 Aug. 1, 3, 4	May 22, 23, 25 June 29, 30 Aug. 8, 10, 11	May 26, 27, 28 June 26, 27 Aug. 5, 6, 7	M'y 30 p. m. J'e 2, 4, J'y 3, 4, a. m. Sept. 3, 5, 7 a. m.	May 5, 6, 7 July 14, 15 A'g. 31, Sep. 1, 2	May 1, 2, 4 July 11, 13 Aug. 27, 28, 29
Spring- field	May 22, 23, 25 June 29, 30 Aug. 5, 6, 7	May 26, 27, 28 June 26, 27 Aug. 8, 10, 11	May 19, 20, 21 June 22, 23 Aug. 1, 3, 4	May 15, 16, 18 June 24, 25 July 28, 29, 30	May 8, 9, 11 July 8, 9 Sept. 12, 14, 15	May 12, 13, 14 July 6, 7 Sept. 9, 10, 11	May 30, 30 June 1, July 4, 4 Sept. 7, 7, 8
Provi- dence	May 26, 27, 28 June 26, 27 Aug. 8, 10, 11	May 22, 23, 25 June 29, 30 Aug. 5, 6, 7	May 15, 16, 18 June 24, 25 July 28, 29, 30	May 19, 20, 21 June 22, 23 Aug. 1, 3, 4	May 12, 13, 14 July 6, 7 Sept. 9, 10, 11	May 8, 9, 11 July 8, 9 Sept. 12, 14, 15	June 2, 3, 4 July 2, 3 Sept. 3, 4, 5

A TESTIMONIAL TO PRESIDENT N. E. YOUNG

At the annual Spring Meeting of the National League, held in New York Feb. 26, 1896, President Young was the recipient of a handsome silver Gorham service of 226 pieces, costing \$4,700, as a tribute for "Uncle Nick's" twenty-fifth anniversary of his connection with the national game. President Byrne of the Brooklyn club introduced President Soden of the Boston club, who made the presentation speech. President Soden said:

"Time, in its onward march, brings to every permanent organization some important occasion, recalling some notable event that deserves especial attention. Such an eventful period has come to our association, and we are assembled at this time to congratulate Mr. Young and celebrate with him the fact that for twenty-five consecutive years he has served professional base ball as its valued secretary, its truthful historian and the trustworthy keeper of its records.

"I remember, as it were yesterday, my first meeting with Secretary Young, and the warm grasp of his hand and his cordial words of welcome impressed me most favorably, and I am happy to state that nearly twenty years of continued association with him has confirmed the correctness of my first impressions and increased my estimate of his ability and worth. And, I presume, because of this long acquaintance with Mr. Young, I have been asked to make a brief address commemorative of the silver anniversary of Secretary Young's official connection with professional base ball.

"What I am about to say I feel certain will voice the sentiments of this organization, of which Mr. Young is now both Secretary and President, and will just as truly represent the feelings of hundreds of ball players and thousands and thousands of the general public, who are patrons of the national game, which Mr. Young has done so much to elevate and protect.

"It is not my purpose to attempt any eulogy of Mr. Young or to endeavor to extol his many virtues. He has made his own record and no words of mine can add new lustre to the brilliancy of that record. Permit me, however, to state that in Mr. Young we have an accomplished gentleman, courteous and affable, a faithful and conscientious official, a wise counselor, an able diplomat, an honest man and one of God's noblemen. To know Mr. Young is to hold him in high repute, and wherever he is known he stands forth a conspicuous example of honesty and integrity.

"And now to our worthy Secretary, whom we delight to honor on this anniversary day, I have a few words of special import. It gives me great pleasure, Mr. Young, in behalf of the National League and American Association of Base Ball Clubs, to ask you to accept this solid silver service and with it a burglar proof safe in which it may be securely kept, as an evidence of our high appreciation of your efficient efforts during the past twenty-five years to promote the best interests of base ball, and we ask you to accept these gifts also as a personal tribute of our great esteem and profound respect for you as a gentleman.

"We unite in the sincere wish that for many years you may look back upon this occasion with pleasurable emotions, and that each time you make use of this service it may reaffirm to you our lasting confidence and enduring friendship."

OFFICE OF PRESIDENT

NATIONAL LEAGUE AND AMERICAN ASSOCIATION
OF
PROFESSIONAL BASE BALL CLUBS.

W. E. YOUNG PRESIDENT
P. O. BOX 536

Washington, D.C. Dec 28 1891.

I take special pleasure in bearing testimony to the superior quality of the Spalding League Ball. It has been in constant use by the National League for the past fifteen (15) years, and has been unanimously adopted by the new National League ^{and} American Association of Professional B.B. Clubs for the coming five years. During the long time that it has been in exclusive use by League Clubs, scarcely a word of complaint, as to its quality, has been received from Club official, manager or player. I have no hesitation in recommending it as the perfection of a League Ball.

W. E. Young

Which _____
Catalogue
Shall We Send You?



We issue Special Catalogues for the various departments mentioned below and shall be pleased to mail copies free to any address. If a dealer, ask for Trade prices.

Spring and Summer Sports

Devoted to Base Ball, Tennis, Cricket, Archery, Golf, Uniforms, Athletic Implements, Calisthenic Goods, Boxing Gloves, and everything needed for indoor or outdoor sports and pastimes. Profusely illustrated.

The Spalding Bicycle

The models for 1896 of our **Spalding** and **Credenda** Bicycles are handsomely illustrated in this Catalogue. It is replete with much other interesting matter.

Bicycle Sundries

The biggest and best assortment ever gotten together in one Catalogue. Many new and interesting articles for the bicyclist.

Boats

A handsomely illustrated Catalogue of the various products of the Spalding St. Lawrence Boat Co. of Ogdensburg, N. Y., formerly at Clayton. Valuable to anyone interested in boats for pleasure or profit.

Hunting Equipments

Coats, Leggings, Gun Cases and Bags—in fact, everything for sportsmen's wear and comfort. The goods are made by the well-known firm of Geo. Barnard & Co., Brooklyn and Chicago. We market the entire product of their two large factories.

Gymnasium Apparatus

Devoted exclusively to Gymnasium Apparatus and Appliances. Of interest only to those especially interested in these goods and not intended for general distribution. We invite correspondence relative to Gymnasium Outfitting.

Pneumatic Boats

We manufacture the Layman Pneumatic Boat, the most novel and original Hunting, Pleasure and Fishing Craft yet invented. Safe in all waters.

A. G. SPALDING & BROS.,
NEW YORK. CHICAGO. PHILADELPHIA.

SPALDING'S Trade-Mark Base Balls.

The Spalding League Ball, adopted by the National League and American Association of Professional Base Ball Clubs. Warranted to last a full game without ripping or losing its elasticity or shape.



	EACH.
No. 1. The Spalding Official League Ball....	\$1.50
No. 1B. The Spalding Official Boys' League Ball, for Junior Clubs.....	1.00
No. 0. "Double Seam" Ball, double stitched and warranted to last a full game..	1.50
No. 00. Wright and Ditson's League Ball, regulation size and weight and warranted to last a full game.....	1.00
No. 2. "Professional" Ball, regulation size and weight, warranted a first-class ball.....	1.00
No. 2B. "Boys' Professional," same as No. 2, in boys' size.....	.50
No. 3. "Amateur" Ball, regulation size, horsehide cover.....	.75
No. 5. "King of the Diamond," regulation size and well made.....	.50
No. 7. "Boys' Favorite," regulation size, horsehide cover.....	.25
No. 7B. "League Junior," slightly under regulation size, horsehide cover....	.25
No. 11. "Bouncer," a very lively and high bounding ball.....	.25
No. 6. "Victor" Ball, regulation size.....	.20
No. 14. "Boys' Amateur" Ball, little under regulation size.....	.15

(All of above in separate box and sealed.)

— COMPLETE CATALOGUE FREE. —

A. G. SPALDING & BROS.,

New York.

Chicago.

Philadelphia.

Spalding's Masks.

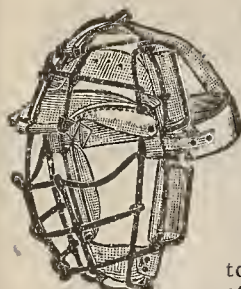
Black Enameled Sun Protecting Mask.

Patented.



This is not only the "Highest Quality" Mask made by us, but has also our patent sunshade, which is formed by a piece of molded leather securely fastened


to top, forming a perfect shade to the eye without obstructing the view or materially increasing the weight of the mask. Made of best soft annealed steel wire, extra heavy and black enameled, thus further preventing the reflection of light. The mask throughout is constructed of the very best material and has been highly endorsed by the leading catchers..Each, **\$5.00**



No. 4/0.



No. 3/0.



No. 0X.



No. 0.

Spalding's Black Enameled Masks.

No. 3/0. Our Patent Neck Protecting Mask has an extension at bottom giving absolute protection to the neck, without interfering in the least with the movements of the head. The wire is of best annealed steel, is extra heavy and covered with black enamel to prevent the reflection of light. The padding is filled with goat hair and faced with finest imported dogskin, which, being impervious to perspiration, always remains soft and pleasant to the face.....Each, **\$3.50**

No. 2/0. Special League Mask, made of extra heavy and best soft annealed steel wire, black enameled, the padding filled with goat hair and covered with finest imported dogskin.....Each, **\$3.00**

No. 0X. Regulation League Mask, made of heavy soft annealed steel wire, black enameled, the padding well stuffed and faced with specially tanned horsehide. Warranted first-class and reliable in every particular.

Each, **\$2.50**

Regulation League Masks.

No. 0. This mask is of same style and quality as our No. 0X mask, except that the soft annealed steel wire is bright finished. The padding is well stuffed and faced with specially tanned horsehide, Each, **\$2.00**

Spalding's Amateur Masks.

No. A. Spalding's Amateur Mask, made in same size and general style as our League masks, but of lighter soft annealed steel wire, well padded, strongly constructed and warranted perfectly safe...Each, **\$1.50**

No. B. Spalding's Amateur Boys' Mask, made in same style and quality as No. A mask, only smaller in size, for boys, Each, **\$1.00**

—COMPLETE CATALOGUE FREE.—

A. G. SPALDING & BROS.,

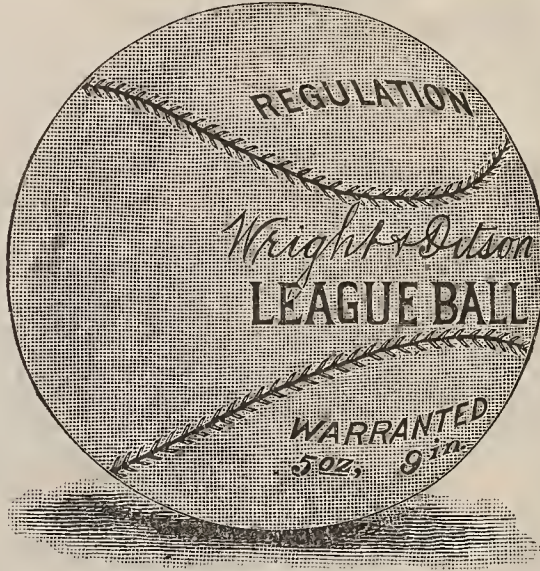
NEW YORK.

CHICAGO.

PHILADELPHIA.

Wright & Ditson

Headquarters for Base Ball Supplies



Wright & Ditson's League Ball, warranted to be equal to any ball made,	EACH.
John Morrill's Catchers' Mitt	\$1.00
John Morrill's Basemen's Mitt,	6.00
John Morrill's Fielders' Mitt,	4.00
John Morrill's Fielders' Glove,	3.00
	3.00

The above line of Mitts and Gloves are the finest on the market, being made on the most approved plan.

Wright & Ditson's Base Ball Uniforms and Shoes are known everywhere as the finest that money can produce.

Special Rates to Clubs.

In addition to our own line we are agents for A. G. Spalding & Bros'. goods.

Send for Illustrated Catalogue.

Any of the above goods sent upon receipt of price.

Wright & Ditson,

344 Washington Street,

... BOSTON, MASS.

Spalding's Trade-Mark Bats.



The Spalding
SPORTS COMPANY

League Model, made of finest selected timber, oil finish, and in three approved models, A, B, and C. Each bat in separate bag; lengths, 33, 34, 35 and 36 inches. Highest Quality.....Each, **\$1.00**

Boys' Model, same quality and finish, in three patterns, A, B and C; lengths, 30 and 32 inches.....Each, **\$1.00**



No. 3/0.

No. **3/0**. Spalding's Black End Wagon Tongue Ash Bat, League quality. Handle roughened by our patented process for better grip. Each, **\$1.00**

No. **OX**. Spalding's Black End "Axletree" Bat, finest straight grained ash, improved models.....Each, **50c.**



No. 2X.

No. **2X**. Spalding's Black End "Antique" Finish Bat, extra quality ash.....Each, **25c.**

No. **4**. Spalding's Black End Willow Bat, highly finished and polished and the strongest light wood bat made.....Each, **50c.**

Spalding's Trade-Mark Boys' Bats.



No. **AXB**. Spalding's Black End Boys' Axletree Bat, extra quality ash; lengths, 30 and 32 inches.....Each, **25c.**

No. **56**. Spalding's Black End Youths' Maple Bat, stained and polished, gilt stripes; lengths, 28 to 32 inches.....Each, **10c.**

No. **53**. Spalding's Black End Youths' Maple Bat, polished, and gilt stripes; lengths, 28 to 32 inches.....Each, **10c.**

No. **54**. Spalding's Black End Boys' Maple Bat, plain finish and black stripes; lengths, 26 and 28 inches.....Each, **5c.**

Complete Catalogue Free.

A. G. SPALDING & BROS.,

New York.

Chicago.

Philadelphia.

I SEE YOU'RE

BACK

From a trip
over the

MONON ROUTE

Solid vestibuled
trains Daily, heated
by steam, illuminat-
ed by Pintsch light,

BETWEEN

**CHICAGO
INDIANAPOLIS
CINCINNATI
LOUISVILLE**
And the SOUTH.



Only line to

West Baden and French Lick Springs

The Carlsbad of America.

W. H. McDoel,
V. P. and Gen. Mgr.

Frank J. Reed,
Gen. Pass. Agt.

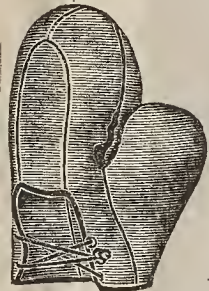
CITY TICKET OFFICE,
232 CLARK STREET, CHICAGO.

Spalding's Catchers' Mits.



No. 7/0.

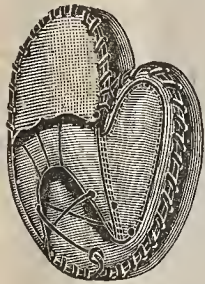
No. 7/0. *The Spalding* HIGHEST QUALITY. Baseman's Mit. This Mit bearing the Trade Mark of our Highest Quality goods, is sufficient guarantee that it is the most perfect glove in all its details that our past experience enables us to produce. The leather is of the finest quality adapted for that purpose, the padding and workmanship of the very best, and the additional feature of lace back make it—as we intend it shall be—the “PERFECTION” of Catchers' Mits. Made in Rights and Lefts.....Each, **\$7.50**



The “Morrill.”

The “Morrill” Mit is after the design of the well-known ball player, John Morrill, and has become very popular. It is made throughout of finest quality drab buckskin, is very heavily padded with the softest felt, and thumb laced to palm to prevent ripping. An extremely easy-fitting mit. Made in Rights and Lefts. Not laced back. Each, **\$6.00**

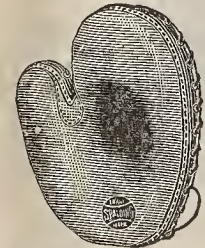
No. 5/0. Spalding's League Mit is made throughout of specially tanned and selected hogskin, making a strong and durable mit, at the same time being very soft and pliable. It has our patent Lace Back and heavily padded. Made in Rights and Lefts.....Each, **\$5.00**



No. 0X.

No. 0. The Spalding Mit, face, sides and finger-piece are made of velvet tanned deerskin, and the back of fine hogskin, making an exceedingly easy-fitting and durable mit. It has our patent Lace Back and well padded. Made in Rights and Lefts. Each, **\$3.00**

No. 0X. Spalding's “Decker Patent” Mit is made exactly the same as our No. 0 Mit, with the addition of a heavy piece of sole leather on back for extra protection to the hand and fingers, as shown in cut. It has as well the patent Lace Back, and is extremely well padded. Made in Rights and Lefts.....Each, **\$3.50**



No. 3.

No. A. Spalding's Amateur Mit is made of extra quality asbestos buck, perspiration proof and extremely tough and durable. It has our patent Lace Back, reinforced at thumb and well made and padded. Made in Rights and Lefts. Each, **\$2.00**

No. 3. The Spalding Practice Mit, the face and finger-piece of our Practice Mit are made of light brown tanned suede leather, the edge strip and back of ecru tanned suede. It has our patent Lace Back, reinforced at thumb and substantially padded. Made in Rights and Lefts. Each, **\$1.00**

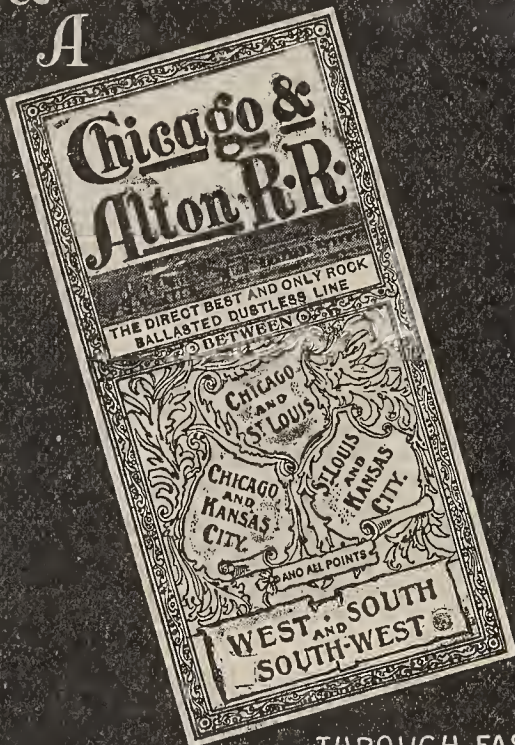
A. G. SPALDING & BROS.,

New York.

Chicago.

Philadelphia.

C AMERICA'S MOST POPULAR RAILROAD
& PERFECT PASSENGER SERVICE
A



THROUGH FAST
PULLMAN SERVICE EVERY DAY TO
HOT SPRINGS, DENVER
ARKANSAS COLORADO

CALIFORNIA

Try the "ALTON'S" NEW LINE
—BETWEEN—
CHICAGO and PEORIA.

JAMES CHARLTON, General Passenger and Ticket
Agent, Chicago, Illinois.

Spalding's Boys' Catchers' Mitts.



No. 2.

No. **OXB.** Spalding's "Decker Patent" Boys' League Mit, face, edge strip and finger-piece made of velvet tanned deerskin, the back of fine hogskin, very soft and perspiration proof. The heavy piece of sole leather on back affords extra protection to hand and fingers. It has the patent Lace Back and is extra well padded. Made in Rights and Lefts..... Each, **\$2.00**



No. 4.

No. **2.** Spalding's Boys' Mit, face and finger-piece of mit made of dark tanned leather, the back and edge strip of light tanned asbestos buck. It has our patent Lace Back, well padded and finished and reinforced at thumb. Made in Rights and Lefts and little larger in size than our regular Boys' Mitts..... Each, **\$1.50**



No. 5.

No. **4.** Spalding's Boys' Mit, front and finger-piece of this mit are made of light brown tanned suede leather, the back and edge strip ecru tanned. It is extremely well padded and nicely finished throughout, and has our patent Lace Back. Made in Rights and Lefts..... Each, **50c.**

No. **5.** Spalding's Boys' Mit, front and back made of ecru tanned leather, the edge strip of lighter tanned leather. Well made throughout, heavily padded and superior to any Boys' Mit ever offered at the price..... Each, **25c.**

Spalding's Basemen's Mit.




No. 3X.

No. **BX.** *The Spalding*
HIGHEST QUALITY

Basemen's Mit, made of fine selected and specially tanned calfskin, extremely well made throughout and padded to

meet the special requirements of a Basemen's Mit. It adapts itself nicely to the conformation of the hand without undue straining, and the addition of our patent Lace Back and "Highest Quality" Trade Mark is a sufficient guarantee of its quality and merits. Made in Rights and Lefts.

Each, **\$4.00**



No. 4X.

No. **3X.** *The Spalding*
HIGHEST QUALITY

Mit, made of the very best and softest light tanned buckskin; the thumb and at wrist is extra well padded with the highest

quality felt, making it a very safe and easy fitting mit combined with strength and durability. The mit throughout is of the best workmanship, as indicated by our "Highest Quality" Trade Mark. Made in Rights and Lefts..... Each, **\$3.00**

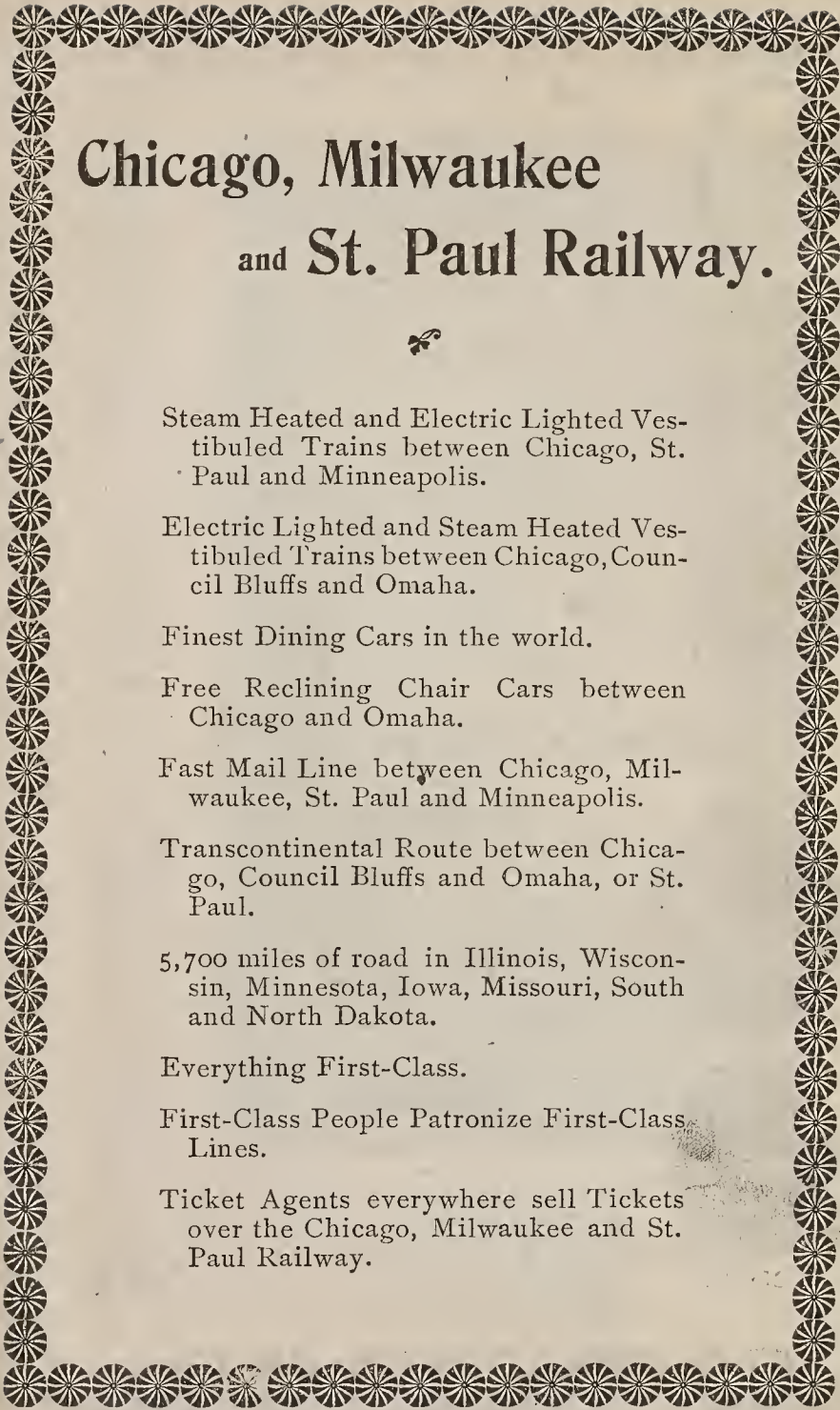
COMPLETE CATALOGUE FREE.

A. G. SPALDING & BROS.,

New York.

Chicago.

Philadelphia.



Chicago, Milwaukee and St. Paul Railway.



Steam Heated and Electric Lighted Vestibuled Trains between Chicago, St. Paul and Minneapolis.

Electric Lighted and Steam Heated Vestibuled Trains between Chicago, Council Bluffs and Omaha.

Finest Dining Cars in the world.

Free Reclining Chair Cars between Chicago and Omaha.

Fast Mail Line between Chicago, Milwaukee, St. Paul and Minneapolis.

Transcontinental Route between Chicago, Council Bluffs and Omaha, or St. Paul.

5,700 miles of road in Illinois, Wisconsin, Minnesota, Iowa, Missouri, South and North Dakota.

Everything First-Class.

First-Class People Patronize First-Class Lines.

Ticket Agents everywhere sell Tickets over the Chicago, Milwaukee and St. Paul Railway.

Spalding's

Basemen's and Infielders' Mitts.



No. 4X.

No. **4X.** Spalding's Basemen and Infielders' Mit is constructed throughout of velvet tanned deerskin and edges morocco bound. It is well padded with fine felt and carefully sewed and finished. Made in Rights and Lefts.....Each, **\$2.00**

No. **5X.** Spalding's Basemen and Infielders' Mit, made of good quality suede leather, nicely padded and constructed throughout in a most substantial manner, making an exceedingly good mit at a popular price. Made in Rights and Lefts. Each, **\$1.00**

Boys'

Basemen's and Infielders' Mit



No. 6X.

No. **6X.** Spalding's Boys' Basemen's Mit is made throughout, of a good quality leather. It is well padded and makes a good and substantial mit for boys. Made in Rights and Lefts.....Each, **50c.**

Infielders' Glove.



No. 2X.

No. **2X.**



Infielders' Glove is made throughout of selected velvet tanned buckskin, lined and correctly padded with finest felt. It

fits the hand perfectly and our Trade Mark "Highest Quality" is a guarantee that the glove is perfect in all its details. Made in Rights and Lefts.

Each, **\$3.00**

Infielders' Gloves.

No. **X.** Spalding's Infielders' Glove, made of suede leather, lined and padded with felt and carefully put together. Made in Rights and Lefts.

Each, **\$1.50**

No. **15.** Spalding's Men's Infielders' Glove, all leather; a substantial glove at a popular price.

Each, **\$1.00**

Boys' Infielders' Glove.



No. X.

No. **13.** Spalding's Boys' Infielders' Glove, quality and style as our No. X, in boys' sizes.

Each, **\$1.00**

COMPLETE CATALOGUE FREE.

A. G. Spalding & Bros.,

New York.

Chicago.

Philadelphia.

ATHLETIC UNIFORMS

... AND ...

Wearing Apparel for All Sports.

SPORTSMEN'S WEAR.



BROOKLYN FACTORY.

Bicycle Suits, Sweaters, Tennis Suits, Jerseys, Athletic Shoes, Knee
Pants, College and Full Tights, Outing Caps,
Ladies' and Gentlemen's Belts.

In Cotton, Worsted, Silk and Leather.

Barnard's Celebrated A-1 Shooting Coat, Shooting Trousers, Shooting
Hats and Caps, Gun Cases, Cartridge Belts, Revolver Holsters,
and an Important Line of Leggings.

MANUFACTURED BY

GEO. BARNARD & CO.,

Sixth Ave. and Pacific St..
BROOKLYN.

199-201 Madison Street,
CHICAGO, ILL.

—SELLING AGENTS—

A. G. SPALDING & BROS.,

New York.

Chicago.

Philadelphia.



Spalding's Base Ball Uniforms.

COMPLETE.

Including Shirt, Padded Pants, Cap, Belt and Stockings.

- | | | |
|--------|-----------------------------------|---------|
| No. 0. | <i>The Spalding</i> Uniform | \$14.75 |
| No. 1. | "University" Uniform..... | 11.25 |
| No. 2. | "Interscholastic" Uniform..... | 9.00 |
| No. 3. | "Club Special" Uniform..... | 6.25 |
| No. 4. | "Amateur Special" Uniform.... | 4.50 |

Our line of flannels for Base Ball Uniforms consists of the best qualities in their respective grades and the most desirable colors for Base Ball Uniforms. Each grade is kept up to the highest point of excellence and quality improved wherever possible every season. Owing to the heavy weight flannels used in our Nos. 0 and 1 Uniforms, we have found it desirable, after many years of experience, to use a little lighter weight material for the shirts; this makes them more comfortable, much cooler, and wear just as well as the heavier weight. If, however, you prefer the heavier goods for the shirts, they will be supplied at same price, but only when *specially ordered.*

Spalding's Base Ball Shirts.



In Lace or Button Front. EACH.

- | | | |
|--------|--|--------|
| No. 0. | <i>The Spalding</i> Shirt, any style. | \$5.50 |
| No. 1. | The "University" Shirt, any style..... | 4.50 |
| No. 2. | "Interscholastic" Shirt, any style | 3.75 |
| No. 3. | "Club Special" Shirt, any style | 2.50 |
| No. 4. | "Amateur Special" Shirt, any style..... | 1.85 |

Price includes Lettering on Shirts.

Spalding's Base Ball Pants.

In Tape or Elastic Bottom. All Padded. PAIR.

- | | | |
|--------|--------------------------------|--------|
| No. 0. | <i>The Spalding</i> Pants..... | \$6.00 |
| No. 1. | "University" Pants | 4.50 |
| No. 2. | "Interscholastic" Pants... .. | 3.50 |
| No. 3. | "Club Special" Pants..... | 2.50 |
| No. 4. | "Amateur Special" Pants..... | 1.75 |

COMPLETE CATALOGUE FREE.

A. G. SPALDING & BROS. New York. Chicago.
... Philadelphia.

Where may I find
GOOD SPORT?



IN KANSAS...

PRAIRIE CHICKENS, quails, jack-rabbits and ducks abound. The Arkansas Valley and its tributaries afford most satisfactory hunting grounds. In south-eastern Kansas there is a fair supply of bass and catfish.

IN COLORADO...

HERE the fishing rod should be unpacked. Enough trout to keep your rod and line busy may be found in hundreds of mountain streams along the Colorado Midland Line. Away from the railroad larger game exists—bears, Rocky Mountain sheep, elk, blacktail deer, etc.

IN INDIAN TERRITORY...

WILD TURKEYS, prairie chickens, quails and deer are the favorite game in Oklahoma and Indian Territory. A party of three to ten, with guide, will find great sport thirty miles or so from railroad lines.

IN TEXAS...

ANYWHERE on the Gulf Coast several days can be enjoyably spent angling for the deep-sea fish that swarm the Gulf waters. You cast the line; the fish do the rest. Wild fowl are also prevalent in the marshes.

IN NEW MEXICO...

UP in the mountains are clear streams where the possible catch of trout may exceed your biggest story—which is saying a good deal. Enough wild game in the wooded wilderness to satisfy the most ardent hunter.


Address G. T. NICHOLSON, G. P. A., A., T. & S. F. Ry., Monadnock Building, Chicago, for detailed information respecting any one or more of the above localities.

ALL
ALONG
THE

Santa Fé Route

SPALDING'S BASE BALL SHOES.

The Spalding
HIGHEST QUALITY



No. 2/O.

Our "Highest Quality" Base Ball Shoe is hand-made throughout, and of specially selected kangaroo leather. Extreme care will be taken in their general construction, and no pains or expense will be spared in making this shoe not only of the very highest in quality but a perfect shoe in every detail. The plates made exclusively for this shoe are of the finest hand-forged steel and firmly riveted to heel and sole.

No. 2/O. Per pair, \$7.50

UNIVERSITY. . .

Made of the finest kangaroo calf, hand-sewed and extremely well made throughout. Hand forged steel plates securely riveted to heel and sole.

No. 31. Per pair, \$7.50

CLUB SPECIAL. . .

Made of carefully selected satin calfskin, machine sewed, very substantially constructed and a first-class shoe in every particular. Steel plates riveted to heel and sole.

No. 33. Per pair, \$5.00

AMATEUR SPECIAL. . .

Made of good quality calfskin, machine sewed. A serviceable and durable shoe, and one we can specially recommend. Plates riveted to heel and sole.

No. 35. Per pair, \$3.00

COMPLETE CATALOGUE FREE.

A G. SPALDING & BROS.,

NEW YORK:

CHICAGO.

PHILADELPHIA.

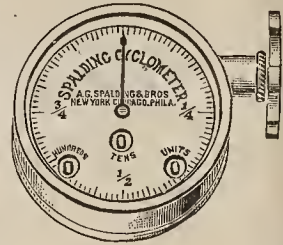
The Spalding
HIGHEST QUALITY

CYCLOMETER...

FULLY GUARANTEED.

Registers 1,000 miles and repeats; dial divided into 1-100 of a mile and visibly records each revolution of the wheel, and can be plainly read from the saddle; is perfectly noiseless and dust proof, and can be easily attached to any bicycle. Made for 26, 28 and 30-inch wheels. Other sizes made to order.

PRICE, = \$1.50.



We issue a very complete catalogue of bicycle sundries, containing the latest and best goods, free on application.



A. G. SPALDING & BROS.,

New York.

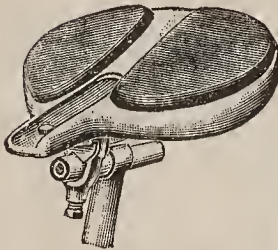
Chicago.

Philadelphia.

Factory at CHICOPEE FALLS, MASS.

“The Christy” Anatomical Saddle.

PRICE, \$5.00.



You will have never appreciated true saddle comfort until you have tried the Christy Saddle, and the pleasure of cycling is increased two-fold by its use.

Maintains its shape under all circumstances. Cannot draw or warp and hurt the rider.

It has a short horn which does not project through between the legs, leaving the clothing in proper and comfortable position; and there is no chafing of the limbs. The pads receive the weight of the body, and the open centre protects

those tender parts that are susceptible to injury. Endorsed and recommended by many prominent physicians.

This saddle has been thoroughly tried, and is already a favorite. For lady riders it has no equal. The saddle weighs but a pound, and will last the rider a lifetime.



Our booklet on the Christy Saddle will tell you more about it. Free to any address.



A. G. SPALDING & BROS.,

New York.

Chicago.

Philadelphia.

Base Ball Caps.

Chicago, College, Boston and University styles.



Chicago Style.



Boston Style.

	EACH.
No. 0 quality, best flannel.....	\$1.00
No. 1 quality, lighter flannel.....	.75
No. 2 quality, good flannel.....	.65
No. 3 quality, ordinary flannel....	.50
No. 4 quality, light flannel40

Chicago Style, made in 0, 1st, 2d and 3d qualities.

College Style, made in all qualities.

Boston Style, made in 0, 1st, 2d and 3d qualities.

University Style, made in 0 and 1st qualities only.

Base Ball Belts.

Worsted Web Belts.

In all colors.



No. 3/0.



No. 2.



No. 47.



No. 23.

No. 3/0. Special League Belt, Worsted Web, 2½ inches wide, leather lined, large nickel-plated buckle.....Each, 75c.

No. 2/0. League Belt, Worsted Web, 2½ inches wide, large nickel-plated buckle, Each, 50c.

No. 2. Worsted Web Belt, 2½ inches wide, double strap, leather covered buckles, Each, 50c.

No. 47. Worsted Web Belt, 2½ inches wide, single strap, leather covered buckle, Each, 50c.

Cotton Web Belts.

Colors: Red, Navy, White, Maroon and Stripes.

No. 23. Cotton Web Belt, 2½ inches wide, double strap, nickel buckles, Each, 25c.

No. 4. Cotton Web Belt, 2½ inches, leather mounted, single strap and buckle, Each, 15c.

Complete Catalogue Free.



A. G. SPALDING & BROS.,

NEW YORK.

CHICAGO.


PHILADELPHIA.

SPALDING'S HOME LIBRARY.

Published Monthly and Devoted to all Games and Pastimes of Interest to the Home Circle. : : :

Per Copy, 10 cents.

- No. 1. **CHESS.** Illustrated by diagrams explanatory of the moves of the pieces; with selected problems and games, rules of chess, technical terms of the game, etc.
- No. 2. **WHIST.** A brief history of the game, with some notes and anecdotes concerning it and various rules and illustrations of the modern plays.
- No. 3. **DOMINOES AND DICE.** A brief history of these games with descriptions of their variations and methods of play, accompanied by rules and illustrations.
- No. 4. **POKER.** The Modern Game. With passing description of its origin and some illustrations, with anecdotes and maxims.
- No. 5. **BACKGAMMON.** Illustrated. A glance into the early history and descriptions of the pastime, in its varied and primitive forms, and a treatise of the game as it is played to-day.
- No. 6. **EUCHRE.** Illustrated. A treatise of the game and its origin, with descriptions of its several varieties, etc.
- No. 7. **BILLARDS.** Illustrated. A history of its origin, with a simple treatise on the game for amateurs.



Books Every Boy.. ...Should Read.

BASE BALL, by Walter Camp. Specially adapted for colleges and preparatory schools. Interesting chapters are devoted to the batter, catcher, pitcher, basemen, shortstop, outfielders, also chapters on batting and base-running. A complete history of college base ball from the year 1886 to the present time. Fully illustrated.

Price, **10c.**, postpaid.

PRACTICAL BALL PLAYING, by Arthur A. Irwin. Containing interesting chapters on individual and team batting; essentials of a good batsman. position, bunting, fielding, etc.; with instructive hints to the pitcher catcher, basemen, shortstop and fielders. Fully illustrated.

Price, **10c.**, postpaid.

SCORE BOOKS—POCKET SIZE.

No. 1.	Paper cover, 7 games.	Each, \$0.10
No. 2.	Board cover, 22 games.	" .25
No. 3.	Board cover, 46 games.	" .50

CLUB SCORE BOOKS.

No. 4.	Board cover, 30 games.	Each, \$1.00
No. 5.	Cloth cover, 60 games.	" 1.75
No. 6.	Cloth cover, 90 games.	" 2.50
No. 7.	Cloth cover, 120 games.	" 3.00

Score Cards. Each, **5c.**, per dozen, **25c.**

A. G. SPALDING & BROS.,
New York, Chicago, Philadelphia.

Spalding's Inflated Body Protector.

We are now the sole manufacturers of the Gray Patent Protectors, the only practical device for the protection of catchers and umpires. They are made of the best rubber, inflated with air, light and pliable, and do not interfere with the movements of the wearer under any conditions. When not in use the air may be let out and the Protector rolled in a very small space. We have added this season a Boys' Protector to the line, which is equal in quality to the other styles, only smaller in size.



No. 0.

	EACH.
No. 0. League Catchers' Protector.....	\$10.00
No. 1. Amateur " "	6.00
No. 2. Boys' " "	5.00

Spalding's Special League Shoe Plates.

Patented.

Our Special League Plates are made of the finest tempered steel and the strength increased almost fourfold without increasing weight by our patent reinforced brace, which is formed as shown in cut by splitting the metal at each corner and depressing the centre, thus forming a brace at each side.



No. 0. Spalding's Special Hand Forged Steel Toe Plates.....	PAIR. \$0.50
No. 2-0. Spalding's Special Hand Forged Steel Heel Plates.....	.50
Per dozen pairs,	\$5.00

Professional Shoe Plates.

No. 1. Spalding's Professional Toe Plates, best quality steel.....	.25
No. 1H. Spalding's Professional Heel Plates, best quality steel.....	.25
Per dozen pairs,	\$2.50



Amateur Shoe Plates.

No. 2. Spalding's Amateur Shoe Plates, fine steel.....	.10
Per dozen pairs,	\$1.00

Pitchers' Toe Plates.

Worn on toe of shoe and made for left or right foot. A valuable assistant in pitching.

No. A. Aluminum Toe Plate.....	Each, 50c.
No. B. Brass Toe Plate.....	" 25c.



— COMPLETE CATALOGUE FREE. —

A. G. SPALDING & BROS.,

NEW YORK.

CHICAGO.

PHILADELPHIA.

Champion Jas. J. Corbett...

USED THE

“CORBETT”

(Trade Mark)

Manufactured by
A. J. REACH CO.,
Tulip and Palmer Sts.,
Philadelphia, Pa.

Boxing Gloves

... In his Fight with MITCHELL At Jacksonville, Fla.,
Jan. 25, 1894.



The REACH Trade Mark is on the Wrist of Every Glove.

An Exact Duplicate

of the Gloves used by CORBETT
will be sent upon receipt of price.

Per Set, \$7.50

If you cannot get them in your city,
address


A. J. Reach Co.,

Tulip and Palmer
Streets,

PHILADELPHIA, PA.

CREDENDA BICYCLE

PRICE, - \$85.00



Our **Credenda Wheels** are better than many so-called high grade wheels sold for \$100. A better wheel for the money is not made. **Spalding's** guarantee of this means something. Twenty years of experience counts.

SEND FOR CATALOGUE.

A. G. SPALDING & BROS.,

NEW YORK.

CHICAGO.

PHILADELPHIA.

Factory at CHICOPEE FALLS, MASS.

BOATS WE BUILD

strictly high grade pleasure, racing or cruising craft of all kinds, from a canoe to a sail yacht or steam launch.

We are the only builders of the genuine

FAMOUS

St. Lawrence River Skiffs.

WE BUILT (from the design of Mr. W. P. Stephens) the 1/2-rater

"ETHELWYNN,"

winner of the Seawanhaka-Corinthian Yacht Club's International Cup.

Our 1-Raters, 1/2-Raters and Sailing Canoes shows a long winning list for '94 and '95 seasons.

Send for Illustrated Catalogue.



The SPALDING ST. LAWRENCE BOAT CO.,

Formerly the St. Lawrence River Skiff, Canoe and Steam Launch Co.

OGDENSBURG, N. Y.

A. H. SPINK,
Editor.

C. C. SPINK,
Business Manager.



The Sporting News



The Base Ball Paper of the World.

❁ **I**NVALUABLE to players, indispensable to managers, and intensely interesting to enthusiasts in all parts of the country. Its columns teem with live news of the game, collected by a carefully selected corps of over **500 Correspondents** and attractively presented. All professional leagues and associations receive due recognition.

Departments containing contributions direct from the **Magnates, Managers and Players** of the game enliven THE SPORTING NEWS during the off season. The standard of excellence is so well maintained at all times that there is never a dull issue, and the casual reader invariably becomes a regular subscriber.

SUBSCRIPTION PRICE:

One year, \$2; Six months, \$1; Single copies, 5 cts.

Sample copies mailed free on application. Send in your address on a postal card and receive a copy by return mail.



The Sporting News,

Broadway and Olive Street,

ST. LOUIS, MO.



TO WHOM IT MAY CONCERN!!

1. THE ART OF CURVE PITCHING.
2. THE ART OF BATTING.
3. THE ART OF ZIGZAG CURVE PITCHING.
4. THE ART OF BASE RUNNING.
5. BASE BALL, AND HOW TO PLAY IT.

The first four of these books are now too well known to require detailed description. Their combined sales to date approximate 45,000 copies, and they are acknowledged by the base ball fraternity generally to be the best treatises ever issued on the subjects with which they deal. Of the large number sold only *two* complaints have ever reached me. They are plain, practical and *scientific*, and no player can *afford* to be without them. You can get more points from them in two hours of careful study than you can get from field practice in **Two Years**. No. 5 is an entirely new book and one that will **Delight** every purchaser. It covers every department of base ball and is *by far* the most complete and satisfactory handbook on our national game ever issued. Besides the chapters devoted to the different departments of the game, it contains chapters for umpires, captains, parents, etc., and a **Special** chapter for all who contemplate a professional career. It also contains numerous other original features, among which are two valuable medical prescriptions from a noted New York physician, either of which is worth more than the price of the book to base ball players. The chapter for umpires is also especially valuable. Price of Nos. 1, 2, 3 and 4, 15 cents *each*—the four *at one time* for 50 cents in cash or 55 cents in stamps. Price of No. 5, 25 cents in cash or 30 cents in stamps—all by mail, postpaid.

THE MAGIC BASE BALL CURVER!!

With this little mechanical wonder any average pitcher, with a few hours of practice, can discount the best professional in existence in the matter of curves. The pitcher who uses one of these "Curvers" has the opposing team completely at his mercy and the batsmen wonder where those **Awful** curves come from. On August 15, 1895, Burton McCarty, an *amateur* pitcher of Spottsville, Ky., while using one of these "Curvers" struck out **Seventeen** men in 8 innings of a single game. You can do as well if you try. The "Curver" is neatly constructed on *scientific* principles and is a marvel of simplicity. It more than *doubles* a pitcher's capacity. It is worth \$10 to any pitcher, but I will send it, postpaid, with full directions for using, on receipt of the following prices: *One* "Curver" for 25 cents in cash or 30 cents in stamps, *two* for 40 cents in cash or 45 cents in stamps, *three* for 50 cents in cash or 55 cents in stamps. Beware of cheaper imitations that are dear at any price.

CAPTAIN'S BADGE!!

Every Captain of a base ball team should wear some kind of badge as a mark of his rank. It is a *duty* he owes both himself and the public. To meet this want I have designed a very neat and tasty device that exactly fills the bill. It consists of a disc of metal, nickel-plated, with the word "**CAPTAIN**" in neat letters upon it. On the back is an attachment for fastening it to the clothing. This badge is a **Beauty** and every purchaser will be **Delighted** with it. Order one *at once*. Price only 25 cents in cash or 30 cents in stamps. It is well worth *twice* the money.

OTHER SPECIALTIES! Score Books, 7 games, 10 cents; 22 games, 25 cents; 46 games, 50 cents. Shoe Plates, heel or toe, medium grade, 15 cents *per pair*. Best professional grade, 25 cents *per pair*. Pitchers' Toe Plates, right or left, 25 cents *each*. Boxing Gloves from \$1.00 to \$7.50 per set. Orders solicited and best value given for the money.

READ CAREFULLY BEFORE ORDERING: Write plainly. Write coin in paper. No goods exchanged; be careful to order exactly what you want. No discount to dealers. Send all orders direct to me. Always remit with order. *The biggest bargain on this page is Book No. 5.*

EDWARD J. PRINDLE, Torrington,



SPALDING'S Athletic Library

No. **Published Monthly**

1. Life and Battles of James J. Corbett.
2. Indian Clubs and Dumb Bells.
4. How to Become a Boxer.
5. Gymnastics. [Campbell.]
6. How to Play Lawn Tennis. By Champion
7. How to Play Base Ball. Just the thing for Boys. By Walter Camp.
9. The Athlete's Guide. How to Run, Sprint, Jump, Walk, and Throw Weights.
12. Association Foot Ball.
13. Hand Ball.
14. Curling, Hockey and Polo.
15. Indoor Base Ball.
16. Skating. A very practical book. By Champion
17. Basket Ball. [Geo. D. Phillips.]
18. Fencing.
20. Cricket Guide. By Geo. Wright.
21. Rowing. By E. J. Giannini, Champion Amateur
23. Canoeing. By C. Bowyer Vaux. [Oarsman.]
25. Swimming. By Walter G. Douglas.
26. How to Play Foot Ball. Walter Camp.
27. College Athletics. M. C. Murphy, Yale Trainer.
29. Exercising with Pulley Weights. By H. S. Anderson.
30. How to Play Lacrosse. W. H. Corbett.
32. Practical Ball Playing. By Arthur A. Irwin.
35. Intercollegiate A. A. A. Guide.
36. How to Play Golf. Edited by L. B. Stoddart.
37. All Around Athletics.
38. Official Croquet Guide.
39. Lawn Bowls. By Henry Chadwick.
40. Archery. By James S. Mitchel.
41. Official Foot Ball Guide for 1895. Edited by Walter Camp. Portraits of all prominent players. Official Rules.
42. How to Use the Punching Bag.
43. Bowling. Latest Rules and Instructions.
44. Official Roller Polo Guide.
45. Official Cycle Guide. Instructions to Cyclists; Portraits of all leading riders; complete list of
46. Athletic Almanac. J. E. Sullivan. [records.]
47. Official Handbook of the A. A. U.
48. Spalding's Official Base Ball Guide for 1896.
50. Spalding's Lawn Tennis Guide for 1896.

Per copy, 10 cents, postpaid

American Sports Publishing Co.,
241 Broadway, New York.

The Spalding B.A.T.

HIGHEST QUALITY

These bats are finished in the natural wood, and of the most carefully selected timber. Made in three models, "A," "B" and "C," and in lengths 33, 34, 35 and 36 inches, thus giving sufficient variety in the lengths, weights and balance to suit the tastes of all players. Each bat is put up in a separate bag, and model and length stamped on the outside as shown on cut. . . .

From season to season our line of bats have shown improvement in every essential and vital quality, material and finish.

The Spalding League Bat.—Highest Quality. In three models, A, B and C, and lengths 33, 34, 35 and 36 inches. Each bat in separate bag and quality guaranteed. Each, \$1.00

The Spalding Boys' Model.—Highest Quality. In three reduced models A, B and C, and lengths 30 and 32 inches. Each bat in separate bag and quality guaranteed. Each.

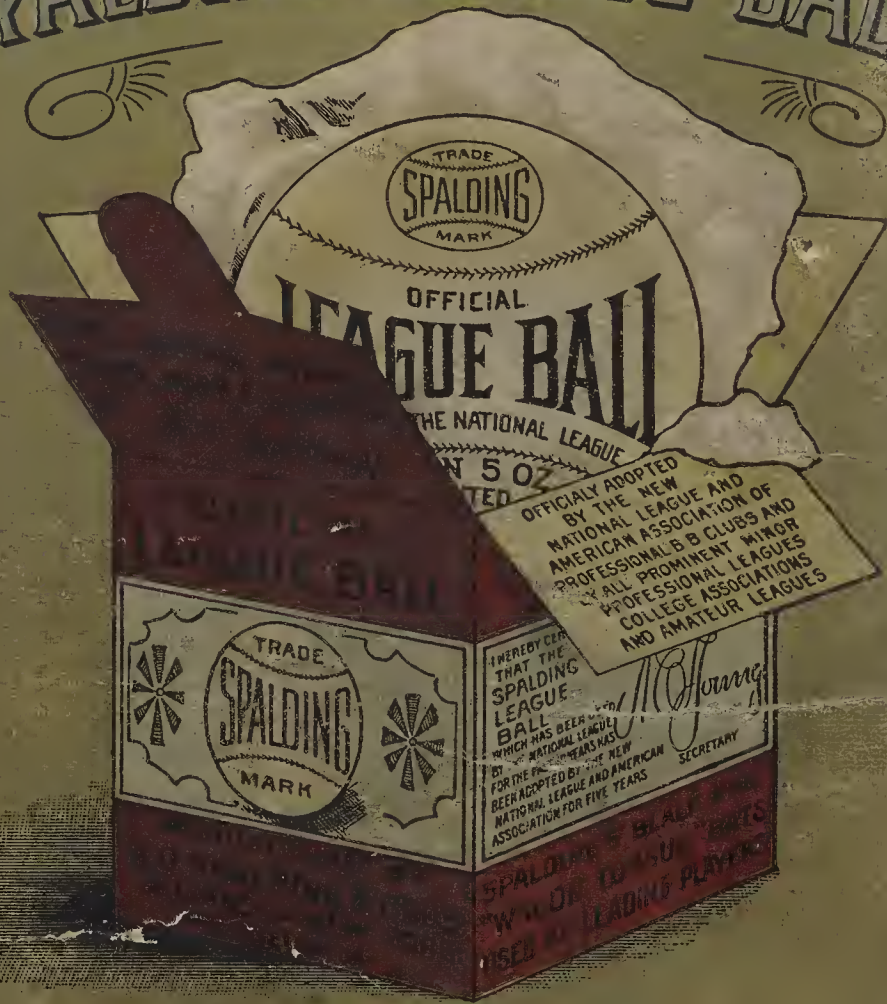
Base Ball, Lawn Tennis and Miscellaneous

Athletic and Sporting Goods

A. G. SPALDING &
CHICAGO. NEW YORK



THE OFFICIAL SPALDING LEAGUE BALL



ADOPTED BY THE NEW
National League & American Association
FOR 1896

The SPALDING OFFICIAL LEAGUE BALL has been the adopted Ball of the National League for the past nineteen years, and has again been adopted by the new National League and American Association for 1896, a tribute to the excellent qualities of the Spalding League Ball. Each Ball is carefully wrapped in tin foil, packed in a box and securely sealed, and is fully warranted to stand the test of a full game without ripping or losing its elasticity or shape.

PRICE, PER DOZEN \$15.00

SINGLE BALL, \$1.50.



SMITHSONIAN INSTITUTION LIBRARIES



SMITHSONIAN INSTITUTION LIBRARIES



3 9088 01549 0030