



**Nordic
Workbook** | FALL WINTER
2026 - 2027



ROSSIGNOL



X-IUM SKATING PREMIUM+ S1

Item #	RHPCU04
Item # (Stiff)	RHPCU01
Sidecut	40/44/43/43
Sizes (Med)	178, 183, 188, 193
Sizes (Stiff)	183, 188, 193
Weight	520 g / 188

X-IUM SKATING PREMIUM+ S2

Item #	RHPCU07
Item # (Stiff)	RHPCU03
Sidecut	40/44/43/43
Sizes (Med)	173, 178, 183, 188, 193
Sizes (Stiff)	183, 188, 193
Weight	520 g / 188

X-IUM SKATING PREMIUM+ SX

Item #	RHPCZ04
Item # (Stiff)	RHPCZ05
Sidecut	40/44/43/43
Sizes (Med)	173, 178, 183, 188, 193
Sizes (Stiff)	183, 188, 193
Weight	520 g / 188

X-IUM SKATING PREMIUM+ S3

Item #	RHPCZ03
Item # (Stiff)	RHPCZ01
Sidecut	40/44/43/43
Sizes (Med)	178, 183, 188, 193
Sizes (Stiff)	183, 188, 193
Weight	520 g / 188

X-IUM CLASSIC PREMIUM+ C1

Item #	RHPYE01
Sidecut	40/44/44/44
Sizes	197, 202, 207
Weight	495 g / 197

X-IUM CLASSIC PREMIUM+ C2

Item #	RHPYE02
Item # (Stiff)	RHPYE04
Sidecut	40/44/44/44
Sizes (Med)	190, 197, 202, 207
(Stiff)	197, 202, 207
Weight	495 g / 197

1st Binding Choice

RJ01002	PREMIUM+ SKATE
---------	----------------

2nd Binding Choice

RJ01000	RACE SKATE
---------	------------

1st Binding Choice

RJ01002	PREMIUM+ SKATE
---------	----------------

2nd Binding Choice

RJ01000	RACE SKATE
---------	------------

1st Binding Choice

RJ01002	PREMIUM+ SKATE
---------	----------------

2nd Binding Choice

RJ01000	RACE SKATE
---------	------------

1st Binding Choice

RJ01002	PREMIUM+ SKATE
---------	----------------

2nd Binding Choice

RJ01000	RACE SKATE
---------	------------

1st Binding Choice

RJ01003	PREMIUM+ CLASSIC
---------	------------------

2nd Binding Choice

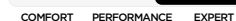
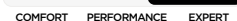

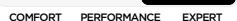
RJ01001	RACE CLASSIC
---------	--------------


1st Binding Choice

RJ01003	PREMIUM+ CLASSIC
---------	------------------

2nd Binding Choice

RJ01001	RACE CLASSIC
---------	--------------





X-IUM CLASSIC PREMIUM+ C3

Item #	RHPYE05
Sidecut	40/44/44/44
Sizes	197, 202, 207
Weight	495 g / 197

X-IUM PREMIUM+ R-SKIN

Item #	RHPYE06
Sidecut	40/44/44/44
Sizes	190, 197, 202, 207
Weight	495 g / 197

X-IUM SKATING WCS+

Item #	RHPCY01
Sidecut	40/44/43/43
Sizes	168, 174, 181, 187, 193
Weight	510 g / 187

X-IUM SKATING

Item #	RHPCQ01
Item # (Stiff)	RHNCQ02 (CANADA ONLY)
Sidecut	40/44/43/43
Sizes (Med)	173, 180, 186, 192
(Stiff)	192
Weight	560 g / 186

X-IUM CLASSIC

Item #	RHPCP01
Sidecut	40/44/44/44
Sizes	186, 191, 198, 203, 208
Weight	550 g / 198

X-IUM R-SKIN

Item #	RHPCP02
Item # (Stiff)	RHPCV01
Sidecut	40/44/44/44
Sizes (Med)	186, 191, 198, 203, 208
(Stiff)	186, 191, 198, 203, 208
Weight	495 g / 197

1st Binding Choice

RJO1003 PREMIUM+ CLASSIC

2nd Binding Choice

RJO1001 RACE CLASSIC

1st Binding Choice

RJO1003 PREMIUM+ CLASSIC

2nd Binding Choice

RJL1007 MOVE SWITCH

1st Binding Choice

RJO1002 PREMIUM+ SKATE

2nd Binding Choice

RJO1000 RACE SKATE

1st Binding Choice

RJO1000 RACE SKATE

2nd Binding Choice

RJO1002 PREMIUM+ SKATE

1st Binding Choice

RJO1001 RACE CLASSIC

2nd Binding Choice

RJL1007 MOVE SWITCH

1st Binding Choice

RJO1001 RACE CLASSIC

2nd Binding Choice

RJL1007 MOVE SWITCH





DELTA COURSE SKATING

Item #	RHOCQ01
Sidecut	40/44/43/43
Sizes	173, 180, 186, 192
Weight	575 g / 186

1st Binding Choice
 RJ01000 RACE SKATE



DELTA COMP SKATING
 RACE SKATE

Item #	RTOCQ02
Sidecut	40/44/43/43
Sizes	173, 180, 186, 192
Weight	620 g / 186

Included
 RJ01000 RACE SKATE



DELTA SPORT SKATING
 RACE SKATE

Item #	RTOCQ03
Sidecut	40/44/43/43
Sizes	163, 173, 180, 186, 192
Weight	640 g / 186

Included
 RJ01000 RACE SKATE



ULTRA SKATE
 RACE SKATE

Item #	RTOYC01
Sidecut	47/40/44
Sizes	168, 174, 181, 187
Weight	g / TBD

Included
 RJ01001 RACE SKATE





DELTA COURSE R-SKIN

Item # RHOCPO1

Item # (Stiff) RHOCV01

Sidecut 40/44/44/44

Sizes (Med) 176, 186, 191, 198, 203, 208

(Stiff) 191, 198, 203, 208

Weight 560 g / 198

1st Binding Choice

RJ01001 RACE CLASSIC

2nd Binding Choice

RJL1007 MOVE SWITCH



DELTA COMP R-SKIN

Item # RHOCPO2

Item # (Stiff) RHOCV02

Sidecut 40/44/44/44

Sizes (Med) 176, 186, 191, 198, 203, 208

(Stiff) 176, 186, 191, 198, 203, 208

Weight 580 g / 198

1st Binding Choice

RJ01001 RACE CLASSIC

2nd Binding Choice

RJL1007 MOVE SWITCH



DELTA SPORT R-SKIN

Item # RHOCW02

Item # (Stiff) RHOCX01

Sidecut 40/44/44/44

Sizes (Med) 184, 189, 196, 201, 206

(Stiff) 184, 189, 196, 201, 206

Weight 630 g / 196

1st Binding Choice

RJ01001 RACE CLASSIC

2nd Binding Choice

RJL1007 MOVE SWITCH



DELTA SPORT CLASSIC

Item # RHOCW01

Sidecut 40/44/44/44

Sizes 184, 189, 196, 201, 206

Weight 640 g / 186

1st Binding Choice

RJ01001 RACE CLASSIC



R-SKIN ULTRA

Item # RHPCT01

Item # (Stiff) RHPCT03

Sidecut 48/44/46

Sizes (Med) 176, 181, 186, 191, 196, 201

(Stiff) 176, 181, 186, 191, 196, 201

Weight 625 g / 196

1st Binding Choice

RJ01001 RACE CLASSIC

2nd Binding Choice

RJL1007 MOVE SWITCH





**X-TOUR VENTURE
WAXLESS**

Item #	RHMZA05
Sidecut	51/47/49
Sizes	176, 186, 191, 196, 201, 206
Weight	820 g / 196

**X-TOUR ESCAPE
R-SKIN**

Item #	RHMZA01
Sidecut	51/47/49
Sizes	176, 186, 191, 196, 201, 206
Weight	820 g / 196

**EVO XC 55 R-SKIN
CONTROL STEP-IN**

Item #	RTMZB01
Sidecut	55/48/52
Sizes	165, 175, 185, 195
Weight	659 g / 175

**EVO XC 60 R-SKIN
CONTROL STEP-IN**

Item #	RTMZO1
Sidecut	60/50/55
Sizes	165, 175, 185, 195
Weight	670 g / 175

1st Binding Choice

RJM1005 Tour Step In

1st Binding Choice

RJM1005 Tour Step In

Included

RJM1004 Control Step In

Included

RJM1004 Control Step In





**EVO XT 55
POSITRACK**
TOUR STEP-IN

Item #	RTMZB02
Sidecut	55/48/52
Sizes	165, 175, 185, 195
Weight	659 g / 175

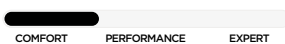
Included
RJM1005 Tour Step In



**EVO XT 60
POSITRACK**
TOUR STEP-IN

Item #	RTMZC02
Sidecut	60/50/55
Sizes	165, 175, 185, 195
Weight	670 g / 175

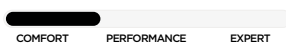
Included
RJM1005 Tour Step In



**EVO OT 65
IFP POSITRACK**
CONTROL STEP-IN

Item #	RTNZD03
Sidecut	65/53/60
Sizes	165, 175, 185, 195
Weight	705 g / 175

Included
RJM1004 Control Step In

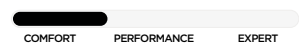


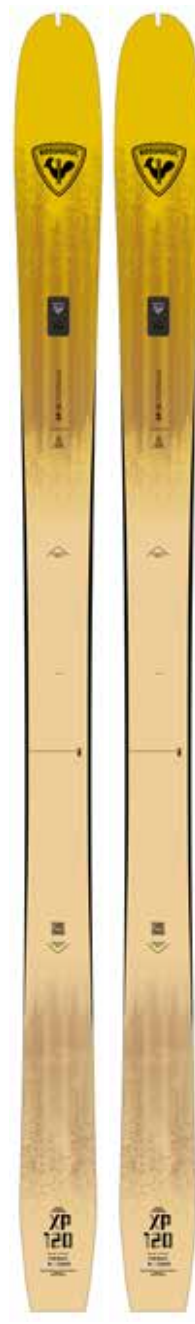
**EVO OT 65
POSITRACK**

Item #	RHLZD03
Sidecut	65/53/60
Sizes	165, 175, 185, 195
Weight	725 g / 175

1st Binding Choice
RJD1014 BC Auto

2nd Binding Choice
RJD1015 BC Manual





BC 65 POSITRACK

Item #	RHLZD02 🇨🇦 (CANADA ONLY)
System	RHLWC02
Item #	🇺🇸 (US ONLY)
Sidecut	65/53/60
Sizes	165, 175, 185, 195
Weight	920 g / 185

1st Binding Choice

RJD1014 BC AUTO

2nd Binding Choice

RJD1015 BC MANUAL

Included 🇺🇸 (US ONLY)

RJD1014 BC AUTO

BC 80 POSITRACK

Item #	RHLZE01 🇨🇦 (CANADA ONLY)
System	RHLWC01
Item #	🇺🇸 (US ONLY)
Sidecut	80/60/70
Sizes	166, 176, 186, 196
Weight	990 g / 186

1st Binding Choice

RJD1016 BC MAGNUM

2nd Binding Choice

RJD1014 BC AUTO

Included 🇺🇸 (US ONLY)

RJD1014 BC AUTO

Full Skin

RKIW501 L2 BC80/85 SKIN

XP 85 POSITRACK

Item #	RHOZI01
System	RHOZI02
Item #	🇺🇸 (US ONLY)
Sidecut	85/61/75
Sizes	165, 175, 185, 195
Weight	1246 g / 195

1st Binding Choice

RJL1004 XPLORE

Included 🇺🇸 (US ONLY)

RJL1004 XPLORE

R/Skin Free

ROOW502 L2 R SKIN FREE
BC65/85

Full Skin

RKIW501 L2 BC80/85 SKIN

XP 105 POSITRACK

Item #	RHOZJ01
System	RHOZJ02
Item #	🇺🇸 (US ONLY)
Sidecut	105/70/93
Sizes	160, 170, 180, 190
Weight	1272 g / 180

1st Binding Choice

RJL1004 XPLORE

Included 🇺🇸 (US ONLY)

RJL1004 XPLORE

R/Skin Free

ROOW501 L2 R SKIN FREE
XP105/120

Full Skin

ROOW500 L2 BC100/105

XP 120 POSITRACK

Item #	RHPZH01
Sidecut	120/90/110
Sizes	160, 170, 180
Weight	1320 g / 170

1st Binding Choice

RJL1004 XPLORE

R/Skin Free

ROOW501 L2 R SKIN FREE
XP105/120

Full Skin

ROLW508 L2 SKIN XP120
(80x1400)



ESCAPER 105 NANO

Item #	RAMTD01W
Sizes	170, 179, 187
Sidecut	135-105-125
Radius	20 m (179)
Weight	2.8 kg / pr



Rec Binding

FCLW004	HT Radical 10 B100
DIN	4-10



Skins

ROMW101	Skin Escaper 105 Nano
Sizes	170, 179, 187



ESCAPER 97 NANO

Item #	RANTA01W
Sizes	161, 169, 177, 185
Sidecut	126-97-116
Radius	19 m (177)
Weight	2.7 kg / pr



Rec Binding

FCLW003	HT Radical 10 B92
DIN	4-10



Skins

ROLW105	Skin Escaper 97 Nano
Sizes	161, 169, 177, 185



ESCAPER 88 NANO

Item #	RANQV01
Sizes	156, 166, 176, 182
Sidecut	121-88-111
Radius	18 m (176)
Weight	2.7 kg / pr



Rec Binding

FCLW003	HT Radical 10 B92
DIN	4-10



Skins

RONW104	Skin Escaper 88 Nano
Sizes	156, 166, 176, 182



**X-IUM SKATING
PREMIUM JUNIOR**

Item #	RHPCQ03
Sidecut	42/44/44/44
Sizes	143, 153, 163, 173
Weight	500 g / 153

1st Binding Choice

RJL1002 RACE JR SKATE



**X-IUM CLASSIC
PREMIUM JUNIOR**

Item #	RHPCP03
Sidecut	40/44/44/44
Sizes	156, 166, 176, 186
Weight	500 g / 156

1st Binding Choice

RJL1003 RACE JR CLASSIC



**X-IUM SKATING
JUNIOR**

Item #	RHOCQ07
Sidecut	42/44/44/44
Sizes	133, 143, 153, 163
Weight	520 g / 153

1st Binding Choice

RJL1002 RACE JR SKATE



**X-IUM CLASSIC
JUNIOR**

Item #	RHOCP06
Sidecut	40/44/44/44
Sizes	136, 146, 156, 166, 176
Weight	520 g / 156

1st Binding Choice

RJL1003 RACE JR CLASSIC





X-IUM R-SKIN JUNIOR

Item #	RHOCPO5
Sidecut	40/44/44/44
Sizes	136, 146, 156, 166, 176
Weight	520 g / 156

1st Binding Choice

RJL1003	RACE JR CLASSIC
---------	-----------------



EVO 55 ACTION JR STEP IN JR

Item #	RTMZG01
Sidecut	54/48/52
Sizes	110, 130, 150
Weight	460 g / 130

Included

RJM1006	STEP IN JR
---------	------------

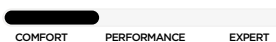


XT VENTURE JR WAXLESS STEP IN JR

System # (Short)	RTMZA02
System # (Long)	RTMZA03
Sidecut	51/47/49
Sizes (Short)	90, 100, 110, 120, 130, 140
(Long)	150, 160, 170
Weight	500 g / 170

Included

RJM1006	STEP IN JR
---------	------------



Race SKATE



PREMIUM+ SKATE

RJO1002
Weight : 200 g / pair
Interface : IFP
Mechanism : Locking Manual



RACE SKATE

RJO1000
Weight : 222 g / pair
Interface : IFP
Mechanism : Step-In

Race CLASSIC



PREMIUM+ CLASSIC

RJO1003
Weight : 200 g / pair
Interface : IFP
Mechanism : Locking Manual



RACE CLASSIC

RJO1001
Weight : 222 g / pair
Interface : IFP
Mechanism : Step-In

Move



MOVE SWITCH

RJL1007
Weight : 256 g / pair
Interface : IFP
Mechanism : Manual

Touring



CONTROL STEP-IN

RJN1000
Weight : 242 g / pair
Interface : IFP
Mechanism : Step-In



TOUR STEP-IN

RJM1005
Weight : 236 g / pair
Interface : IFP
Mechanism : Step-In

Backcountry



BC AUTO

RJD1014

Weight : 455 g / pair

Interface : Screw

Mechanism : Step-In



BC MANUAL

RJD1015

Weight : 465 g / pair

Interface : Screw

Mechanism : Step-In



BC MAGNUM

RJD1016

Weight : 518 g / pair

Interface : Screw

Mechanism : Step-In



EXPLORE

RJL1004

Weight : 340 g / pair

Interface : Screw

Mechanism : Automatic in, manual out

Junior



RACE JR SKATE

RJL1002

Weight : 222 g / pair

Interface : IFP

Mechanism : Manual



RACE JR CLASSIC

RJL1003

Weight : 228 g / pair

Interface : IFP

Mechanism : Manual



STEP-IN JR

RJM1006

Weight : 220 g / pair

Interface : IFP

Mechanism : Step-in

Plate



SCREW MOUNT PLATE

RJG1012

Weight : 40 g / pair

Interface : Screw



SCREW MOUNT PLATE JR

RJG1015

Weight : 40 g / pair

Interface : Screw

Race Expert



NEW

X-IUM CARBON PREMIUM+ SKATE BOA®

RIP0010

Sizes : 38 - 46 Half sizes

Weight : 950 g / 42

Sole : Carbon premium skate



NEW

X-IUM WCS SKATE BOA® MV

RIP0030

Sizes : 35 - 49 Half sizes

Weight : 1060 g / 42

Sole : Expert skate



NEW

X-IUM WCS SKATE BOA® LV

RIP0050

Sizes : 37 - 44 Half sizes

Weight : 1060 g / 42

Sole : Expert skate



NEW

X-IUM CARBON PREMIUM+ CLASSIC BOA®

RIP0020

Sizes : 38 - 46 Half sizes

Weight : 800 g / 42

Sole : Carbon premium classic



NEW

X-IUM WCS CLASSIC BOA® MV

RIP0040

Sizes : 37 - 49 Half sizes

Weight : 830 g / 42

Sole : Expert classic



NEW

X-IUM WCS CLASSIC BOA® LV

RIP0060

Sizes : 37 - 49 Half sizes

Weight : 830 g / 42

Sole : Expert classic



NEW

X-IUM PREMIUM+ BOA® CUFF

ROPL510

Sizes: 40.5, 43.5, 46.0

Includes strap and parts



NEW

WALKING OVERBOOT

RIPW601

Sizes : 38.5 - 46.5

Weight : 180 gr / 42



NEW

OVERBOOT

RIPW602

Sizes : S - M - L - XL - XXL

Weight : 350 gr / 42

Race Performance



X-11 SKATE

RIO1010
Sizes : 37 - 47
Weight : 1110 gr / 42
Sole : Expert skate



X-11 CLASSIC

RIO1020
Sizes : 37 - 47
Weight : 880 gr / 42
Sole : Expert classic



X-9 SKATE

RIO1030
Sizes : 36 - 49
Weight : 1150 gr / 42
Sole : Sport



X-9 CLASSIC

RIO1040
Sizes : 36 - 49
Weight : 980 gr / 42
Sole : Sport



X-9 SC

RIO1050
Sizes : 36 - 49
Weight : 1100 gr / 42
Sole : Sport



X-7 SKATE

RIOW010
Sizes : 35 - 49
Weight : 1200 gr / 42
Sole : Sport



X-7 CLASSIC

RIOW020
Sizes : 35 - 49
Weight : 960 gr / 42
Sole : Sport



X-7 SC

RIOW030
Sizes : 35 - 49
Weight : 1180 gr / 42
Sole : Sport

Race Performance

WOMEN



X-11 SKATE FW

RIO1060
Sizes : 37 - 43
Weight : 1110 gr / 42
Sole : Expert skate



X-9 SKATE FW

RIO1070
Sizes : 35 - 43
Weight : 1150 gr / 42
Sole : Sport



X-9 CLASSIC FW

RIO1080
Sizes : 35 - 43
Weight : 980 gr / 42
Sole : Sport

Touring



XT 5

RIOW040
Sizes : 35 - 49
Weight : 1100 gr / 42
Sole : Touring



XT 3

RIPW010
Sizes : 35 - 49
Weight : 950 g / 42
Sole : Touring



XT 2

RIPW020
Sizes : 35 - 49
Weight : 950 g / 42
Sole : Touring



XT 1

RIPW030
Sizes : 35 - 52
Weight : 1140 g / 42
Sole : Touring

Touring WOMEN



XT 5 FW

RIOW110
Sizes : 35 - 44
Weight : 1140 gr / 42
Sole : Touring



XT 2 FW

RIPW070
Sizes : 35 - 44
Weight : 1140 g / 41
Sole : Touring

Backcountry



XP 12

RIP3010
Sizes : 36 - 48
Weight : 1580 gr / 42
Sole : Xplore



XP 5

RI01120
Sizes : 36 - 48
Weight : 1400 gr / 42
Sole : Xplore



BC X 6

RIM3850
Sizes : 36 - 48
Weight : 1530 g / 42
Sole : NNN BC



BC X 5

RIM3830
Sizes : 36 - 48
Weight : 1380 g / 42
Sole : NNN BC



BC X 2

RIM3810
Sizes : 36 - 48
Weight : 1265 g / 42
Sole : NNN BC

Backcountry WOMEN



BC 6 FW

RIM3840
Sizes : 36 - 43
Weight : 1530 g / 42
Sole : NNN BC



BC 5 FW

RIM3820
Sizes : 36 - 43
Weight : 1380 g / 42
Sole : NNN BC

Junior



PREMIUM JUNIOR SK

RIP5010 (CANADA ONLY)
Sizes : 33 - 42
Weight : 880 gr / 36
Sole : Sport



PREMIUM JUNIOR SC

RIP5020 (CANADA ONLY)
Sizes : 33 - 42
Weight : 660 g / 36
Sole : Sport



COMP J

RIPW090
Sizes : 30 - 42
Weight : 930 g / 42
Sole : Sport



X-1 JR VELCRO

RINW100 (US ONLY)
Sizes : 26 - 41
Weight : 700 g / 33
Sole : T4 Jr Mono



X-1 JR

RIHW600 (CANADA ONLY)
Sizes : 26 - 41
Weight : 700 g / 33
Sole : T4 Jr Mono

Race Expert



WCS PREMIUM

Item #	RDP9500	Kit Sizes	150/160/170/180 cm	Shaft	100% UHMC - 2X	Grip	R-Clip Natural Cork 2.0
--------	---------	-----------	--------------------	-------	----------------	------	-------------------------



WCS

Item #	RDP9520	Kit Sizes	150/160/170/180 cm	Shaft	100% UHMC Carbon	Grip	R-Clip Natural Cork 2.0
--------	---------	-----------	--------------------	-------	------------------	------	-------------------------



FORCE 9

Item #	RDP9530	Sizes	135-175 x 5 cm	Shaft	85% Carbon	Grip	R-Clip Natural Cork 2.0
--------	---------	-------	----------------	-------	------------	------	-------------------------

Race Performance



FORCE 7

Item #	RDN9580	Sizes	135-175 x 5 cm	Shaft	70% Carbon	Grip	R-Clip Natural Cork 2.0
--------	---------	-------	----------------	-------	------------	------	-------------------------



FORCE 3

Item #	RDO9510	Sizes	135-175 x 5 cm	Shaft	30% Carbon	Grip	R-Clip Natural Cork 2.0
--------	---------	-------	----------------	-------	------------	------	-------------------------

Touring



FT 600 CORK

Item #	RDI9520	Sizes	130-165 x 5 cm	Shaft	Alu 5086	Grip	Synthetic Cork
--------	---------	-------	----------------	-------	----------	------	----------------



FT 600

Item #	RDI9530	Sizes	130-165 x 5 cm	Shaft	Alu 5086	Grip	Bi-Injection Rubber
--------	---------	-------	----------------	-------	----------	------	---------------------



FT 500

Item #	RDI9540	Sizes	130-165 x 5 cm	Shaft	Alu 5086	Grip	injection
--------	---------	-------	----------------	-------	----------	------	-----------

Backcountry



ADJUSTABLE BC 100

Item #	RDL9550	Sizes	Adjustable 90-150cm	Shaft	Alu 7075	Grip	Bi Injection Rubber
--------	---------	-------	---------------------	-------	----------	------	---------------------

Junior



FORCE JUNIOR

Item #	RDI9500	Sizes	80-130 x 5 cm	Shaft	100% Fiberglass	Grip	Bi Injection Rubber
--------	---------	-------	---------------	-------	-----------------	------	---------------------



FT 501

Item #	RDI9500	Sizes	80-130 x 5 cm	Shaft	Alu 5086	Grip	Plastic Basic
--------	---------	-------	---------------	-------	----------	------	---------------

Rental



XC-RENTAL SR

Item #	RDI9560	Sizes	120-160 x 5 cm	Shaft	Alu 7075	Grip	Plastic
--------	---------	-------	----------------	-------	----------	------	---------



XC-RENTAL JR

Item #	RDI9570	Sizes	85-115 x 5 cm	Shaft	Alu 5086	Grip	Plastic
--------	---------	-------	---------------	-------	----------	------	---------



100 WHITE

A35 TURBULENCE

M VENON ACTIVE HOODIE JACKET

RLPMJ15

- Feature: 0 CFM, DWR PFC Free, Fixed Hood, Chin guard, Elasticated Cuffs, Thumb Hole, Long Sleeves, Partial Elasticated Hem, Hand Pockets, Chest Pocket, Chest Zippered Pocket, Two hands zip pockets, Reflectivity
- Fabric: Recycled Lightweight Ripstop - 92% Nylon, 8% Elastane
- Fit: Slim Fit



200 BLACK

316 NEON RED

A86 WILD LIME

M VENON WIND HOODIE JACKET

RLPMJ10

- Feature: 2-12 CFM, 4-way Stretch, DWR PFC Free, Fixed Hood, Chin guard, Thumb Hole, Raglan, Hand Pockets, Two hands zip pockets, Reflectivity
- Fabric: Recycled Woven 4 Way Stretch / Recycled Stretch Fleece With Grid Back - 90% Polyester, 10% Elastane
- Fit: Slim Fit



200 BLACK

A01 OLIVE SHADOW

F00 DAZZLE BLUE

M VENON SOFTSHELL JACKET

RLPMJ24

- Waterproofness/Breathability: 10K / 10K
- Feature: 2-12 CFM, Mechanical Stretch, DWR PFC Free, Chin guard, Elasticated Cuffs, Thumb Hole, Long Sleeves, Hand Pockets, Two hands zip pockets, Reflectivity
- Fabric: Light Mechanical Stretch Softshell / Recycled Woven 4 Way Stretch - 100% Polyester
- Fit: Slim Fit



200 BLACK

A01 OLIVE SHADOW

M VENON SOFTSHELL PANT

RLPMP08

- Waterproofness/Breathability: 10K / 10K
- Feature: Mechanical Stretch, DWR PFC Free, Adjustable with Drawcord, Hand Pockets, Back Zippered Pocket, 2-12 CFM, Ankle zippers, Reflectivity
- Fabric: Light Mechanical Stretch Softshell / Recycled Woven 4 Way Stretch - 100% Polyester
- Fit: Slim Fit



200 BLACK

M VENON WIND PANT

RLPMP07

- Feature: 2-12 CFM, 4-way Stretch, DWR PFC Free, Adjustable with Drawcord, Hand Pockets, Back Pocket, Two hands zip pockets, Ankle zippers, Reflectivity
- Fabric: Recycled Woven 4 Way Stretch - 90% Polyester, 10% Elastane
- Fit: Slim Fit

Unisex CWA Accessories



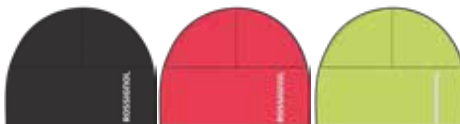
200 BLACK

316 NEON RED

A01 OLIVE SHADOW

CWA GRID BEANIE

RLPMH08



200 BLACK

316 NEON RED

A86 WILD LIME

CWA BEANIE

RLPMH07



200 BLACK

316 NEON RED

A86 WILD LIME

CWA BAND

RLPMH09



100 WHITE

A87 HUCKLEBERRY

W VENON ACTIVE HOODIE JACKET

RLPWJ11

- Feature: 2-12 CFM, DWR PFC Free, Fixed Hood, Chin guard, Elasticated Cuffs, Thumb Hole, Long Sleeves, Partial Elasticated Hem, Hand Pockets, Chest Pocket, Chest Zippered Pocket, Two hands zip pockets, Reflectivity
- Fabric: Recycled Lightweight Ripstop - 100% Nylon
- Fit: Slim Fit



200 BLACK

316 NEON RED

W VENON WIND HOODIE JACKET

RLPWJ09

- Feature: 2-12 CFM, 4-way Stretch, DWR PFC Free, Fixed Hood, Chin guard, Thumb Hole, Raglan, Hand Pockets, Two hands zip pockets, Reflectivity
- Fabric: Recycled Woven 4 Way Stretch / Recycled Stretch Fleece With Grid Back - 90% Polyester, 10% Elastane
- Fit: Slim Fit



200 BLACK

A87 HUCKLEBERRY

W VENON SOFTSHELL JACKET

RLPWJ21

- Waterproofness/Breathability: 10K / 10K
- Feature: 2-12 CFM, Mechanical Stretch, DWR PFC Free, Chin guard, Elasticated Cuffs, Thumb Hole, Raglan, Hand Pockets, Two hands zip pockets, Reflectivity
- Fabric: Light Mechanical Stretch Softshell / Recycled Woven 4 Way Stretch - 100% Polyester
- Fit: Slim Fit



200 BLACK

A87 HUCKLEBERRY

W VENON SOFTSHELL PANT

RLPWPO7

- Waterproofness/Breathability: 10K / 10K
- Feature: Mechanical Stretch, DWR PFC Free, Adjustable with Drawcord, Hand Pockets, Back Zippered Pocket, 2-12 CFM, Ankle zippers, Reflectivity
- Fabric: Light Mechanical Stretch Softshell / Recycled Woven 4 Way Stretch - 100% Polyester
- Fit: Slim Fit



200 BLACK

W VENON WIND PANT

RLPWPO6

- Feature: 2-12 CFM, 4-way Stretch, DWR PFC Free, Adjustable with Drawcord, Hand Pockets, Back Pocket, Two hands zip pockets, Ankle zippers, Reflectivity
- Fabric: Recycled Woven 4 Way Stretch - 90% Polyester, 10% Elastane
- Fit: Slim Fit

Resort

MEN



200 BLACK

ROSSI RESORT
RNOMB10

WOMEN



815 DUNE



715 DARK NAVY

W ROSSI RESORT
RNOWB10



Resort Low

MEN



200 BLACK

ROSSI RESORT LOW
RNOMB20

WOMEN



815 DUNE



715 DARK NAVY

W ROSSI RESORT LOW
RNOWB20



Podium

MEN



200 BLACK

**ROSSI PODIUM
BLACK**
RNLMC06



23S ONYX GREY / BLACK

**ROSSI PODIUM
ONYX GREY**
RNNM070



F24 BLUE / BLACK / WHITE

**ROSSI PODIUM
BLUE/BLACK/WHITE**
RNPMD60



F26 GREY / BLACK / NEON RED

**ROSSI PODIUM
GREY/BLACK/NEON RED**
RNPMD50

WOMEN



200 BLACK

**W ROSSI PODIUM
BLACK**
RNMW040



100 WHITE

**W ROSSI PODIUM
WHITE-BLACK**
RNMW080



35G POWDER PINK / COPPER PINK

**W ROSSI PODIUM
POWDER PINK**
RNNW070



705 NAVY

**W ROSSI PODIUM
NAVY**
RNMW050



sensor



WR / TEX

Chalet

MEN



F24 BLUE / BLACK / WHITE

M CHALET
RNPMD10



F26 GREY / BLACK / NEON RED



F27 BLACK / GREY

WOMEN



F61 FUCHSIA / BLACK / WHITE



F27 BLACK / GREY



F28 WHITE / DARK NAVY / SPORTS RED

W CHALET
RNPWM10



Vezor

MEN



316 NEON RED

VEZOR
RNNMA70



F00 DAZZLE BLUE

VEZOR
RNNMA70



A02 TRUE NIGHT BLUE

VEZOR
RNNMA70

WOMEN



316 NEON RED

W VEZOR
RNNWA70



F03 PEACH CREAM

W VEZOR
RNNWA70



A02 TRUE NIGHT BLUE

W VEZOR
RNNWA70



DIAPAZON+

N+FOAM

Vercors

MEN



316 NEON RED

VERCORS
RNOMC50



10R WHISPER WHITE

VERCORS
RNOMC50



F00 DAZZLE BLUE

VERCORS
RNOMC50

WOMEN



316 NEON RED

W VERCORS
RNOWC40



10R WHISPER WHITE

W VERCORS
RNOWC40



A25 JELLY MINT

W VERCORS
RNOWC40



E+FOAM

DIAPAZON SHIELD X-LT



Venusk

MEN



F02 AZURE-BLUE

VENOSK
RNNMA50



200 BLACK

VENOSK
RNNMA50



F01 LT GREY

VENOSK
RNNMA50



F01 LT GREY

VENOSK
RNNMA50

WOMEN



SAND-PINK
F04

W VENOSK
RNNWA50



200 BLACK

W VENOSK
RNNWA50



F01 LT GREY

W VENOSK
RNNWA50



F01 LT GREY

W VENOSK
RNNWA50



Venusk R-Shell Dry

Due to lining membrane presence, consider half size bigger for the fit.

MEN



A35 TURBULENCE

VENOSK R-SHELL DRY
RNOMC10



A38 VETIVER

VENOSK R-SHELL DRY
RNOMC10

WOMEN



A35 TURBULENCE

VENOSK R-SHELL DRY
RNOWC10



A38 VETIVER

VENOSK R-SHELL DRY
RNOWC10





01 HERO WHEELED SKI 2/3P 210CM

Item #	RKLBA01
Dimensions	Fits 210cm Long skis
Use	Ski/Gear Travel Bag
Ripstop	Wheeled bag carries skis + gear

02 HERO SKI BAG 2/3P ADJUSTABLE 190-220CM

Item #	RKPAZ01
Dimensions	Fits 220cm Long skis
Use	Lightweight Ski Travel Bag
Ripstop	Large compartment for skis+poles Adjustable length

03 NORDIC 4 PAIRS POLES TUBE

Item #	RKPBV01
Volume	4 Pairs / 175 cm
Use	Heavy duty pole bag

04 HERO SKI BAG 4P 240CM

Item #	RKPBB01
Dimensions	Fits 230cm Long skis
Use	4 Pair Ski Travel Bag
Ripstop	"Burrito" style roll up bag

05 RIFLE BAG

Item #	RKPBU01
Weight	700 g
Use	Heavy Duty Biathlon Bag
Ripstop	Easily accessible outer pocket

06 THERMAL BELT 1L

Item #	RKPBV02
Weight	250 g
Use	X/C Zippered Hip Pack
Ripstop	Adjustable strap Holds water, snacks and supplies

07 RACING SKI SLEEVE

Item #	RKKN006
--------	---------

NORDIC TOURING SKI STRAP

Item #	RKKN007
--------	---------

08 DUFFLE BAG

Item #	RKMCB04
Volume	60 L
Use	Travel bag

09 HERO EXPLORER

Item #	RKPAT01
Dimensions	L790*W390*H450mm
Use	Travel Bag
Ripstop	XL Gear bag w/2 compartments

10 HERO STARTING BAG

Item #	RKPAR01
Dimensions	L400*W490*H720mm
Use	Athlete Equipment Pack
Ripstop	Large bag w/space for gear

11 HERO SMALL ATHLETES BAG

Item #	RKPAF01
Dimensions	L360*W380*H600mm
Use	Athlete Equipment Pack
RIPSTOP	1.35kg XL bag for all athletes gear

12 HERO COMPACT BOOT PACK

Item #	RKPAA01
Dimensions	L290*W140*H550mm
Use	Boot & Gear Pack
Ripstop	M bag for athletes gear

13 HERO BOOT PRO

Item #	RKPAD01
Dimensions	L450*W280*H600mm
Use	Athlete Equipment Pack
Ripstop	Large boot pack w/space for gear

Sunglasses



ESCAPER SUNGLASSES PHOTOCHROMIC

Item #	RKNGLO2
Lens Color	S1-S3 (Photochromic)
Anti-Scratch	Yes
Anti-Fog	No
Nosepad	Adjustable
Temples	Adjustable



ESCAPER SUNGLASSES BRICK

Item #	RKNGLO5
Lens Color	S3
Anti-Scratch	Yes
Anti-Fog	No
Nosepad	Adjustable
Temples	Adjustable



ESCAPER SUNGLASSES BLACK

Item #	RKNGLO4
Lens Color	S3
Anti-Scratch	Yes
Anti-Fog	No
Nosepad	Adjustable
Temples	Adjustable

Gloves & Mittens



ROUGH RIDER PRO GLOVE

Item #	RKKNG22
Size	S, M, L, XL
Color	Black/Natural
Use	Ski/Snwbrd/Work



ROUGH RIDER PRO MITTEN

Item #	RKKNG24
Size	S, M, L, XL
Color	Black/Natural
Use	Ski/Snwbrd/Work



DOUBLE PUMP FIST GLOVE

Item #	RKKNG26
Size	XS, S, M, L, XL
Color	Black/Dark Grey
Use	Racing XC Ski



DOUBLE PUMP FIST THERMO GLOVE

Item #	RKKNG30
Size	XS, S, M, L, XL
Color	Black/Dark Grey
Use	Nordic/Alpine Ski



PUMP FIST THERMO MITTEN

Item #	RKKNG32
Size	XS, S, M, L, XL
Color	Black/Dark Grey
Use	Nordic/Alpine Ski



ARCTIC PUMP FIST MITTEN

Item #	RKKNG28
Size	XS, S, M, L, XL
Color	Black/Dark Grey
Use	Nordic Extra Warm

Grips / Grip Wedges



PLASTIC NATURAL CORK + WEDGE

Item # RVEBW52

Color Black



BI INJECTION RUBBER + WEDGE

Item # RVEBW53

Color Red/Black



PLASTIC + WEDGE

Item # RVEBW54

Color Black

IMAGE UNAVAILABLE

R-CLIP GRIP 2.0

Item # RVNBW50



TOURING GRIP WEDGE

Item # RVEBW56

Sizes XS-S-M-L-XL-XXL

Color Black



RACING GRIP WEDGE

Item # RVEBW55

Sizes XS-S-M-L-XL-XXL

Color Red

Straps



ERGONOMIC

Item # RVEBS51

Sizes XS-S-M-L-XL-XXL



PREMIUM RACE BIATHLON

Item # RVJBS51

IMAGE UNAVAILABLE

R-CLIP STRAP 2.0

Item # RVNBS50



PADDED LOOP

Item # RVEBS53



STANDARD LOOP

Item # RVEBS54

Tips



XC TIPS FULL BOX

Item # RVHBT50



XC TIPS ROLLER SKI KIT

Item # RVHBT51



XC TIPS NUT & TOOL

Item # RVHBT52



XC TIPS SMALL BASKET

Item # RVHBR51



XC TIPS MEDIUM BASKET

Item # RVHBR52



XC TIPS LARGE BASKET

Item # RVHBR53

Baskets



RACE BASKET

Item # RVEBR50

Sizes XS-S-M-L

Color Red



RACE BASKET

Item # RVEBR51

Sizes M-L

Color Black



FIT TOUR BASKET

Item # RVEBR52



TOURING BASKET

Item # RVHBR50

Nordic Ski Sizing Chart

SKATING

X-IUM PREMIUM+ SKATING S1					
Medium	173	178	183	188	193
	99-121	110-132	120 - 141	145 - 167	163 - 185
X-IUM PREMIUM+ SKATING S2					
Medium	173	178	183	188	193
	92 - 115	103 - 125	128 - 143	152 - 167	172 - 187
Stiff			183	188	193
			145 - 158	170 - 183	187+
X-IUM PREMIUM+ SKATING S3					
Medium	173	178	183	188	193
	77 - 99	88 - 110	110 - 135	135 - 165	165 - 190
Stiff			183	188	193
			143 - 158	170 - 183	187+
X-IUM PREMIUM+ SX					
Medium	173	178	183	188	193
	77-110	99-135	115-145	145-168	158-185
Stiff			183	188	193
			145 - 165	170-185	185-220
X-IUM SKATING WCS S2					
Medium	167	173	180	186	192
	99-121	110-132	121-158	158 - 187	183 - 211+
Stiff				186	192
				132 - 156	155 - 180
X-IUM SKATING					
Medium	173	180	186	192	192
	88 - 132	121 - 165	143 - 187	165 - 209+	183 - 211+
DELTA COURSE SKATING					
Medium	173	180	186	192	
	88 - 132	121 - 165	143 - 187	165 - 209+	
DELTA COMP SKATING					
Medium	173	180	186	192	
	88 - 132	121 - 165	143 - 187	165 - 209+	
DELTA SPORT SKATING					
Medium	163	173	180	186	192
	85 - 110	100 - 132	121 - 155	143 - 175	165 - 209+

CLASSIC

X-IUM PREMIUM+ CLASSIC C1					
Medium	190	197	202	207	
	99-132	110 - 155	132 - 175	155 - 198	
X-IUM PREMIUM+ SKATING C2					
Medium	190	197	202	207	
	99-132	125 - 140	147 - 160	170 - 183	
Stiff	190	197	202	207	
	117 - 132	141 - 155	163 - 175	185+	
X-IUM PREMIUM+ SKATING C3					
Medium	190	197	202	207	
	99-132	110 - 155	132 - 175	155 - 198	
PREMIUM+ R-SKIN					
Medium	190	197	202	207	
	99-132	110-154	143-176	165-220	
X-IUM R-SKIN					
Medium	186	191	198	203	208
	99-132	110-143	132-165	143-176	176-209
Stiff	186	191	198	203	208
	110 - 155	132 - 165	155 - 198	175 - 220	198 - 242
X-IUM CLASSIC					
Medium	186	191	198	203	208
	99-121	110-132	121-143	132-176	165-198+
DELTA COURSE R-SKIN / DELTA COMP R-SKIN					
Medium	176	186	191	198	203
	77-110	99-132	110-143	132-165	143-176
Stiff	176	186	191	198	203
	101 - 132	110 - 155	132 - 165	155 - 198	175 - 220
DELTA SPORT R-SKIN					
Medium	184	189	196	201	206
	99-132	110-143	132-165	143-176	176-209
Stiff	184	189	196	201	206
	110 - 155	132 - 165	155 - 198	175 - 220	198 - 242
DELTA SPORT CLASSIC					
Medium	184	189	196	201	206
	99-132	110-143	132-165	143-176	176-209

JUNIOR

SKATING				
X-IUM PREMIUM SKATING				
143	153	163	173	
44 - 88	55 - 99	66 - 110	88 - 132	
X-IUM SKATING JUNIOR				
133	143	153	163	
40-58	55-88	66-99	77-110	
CLASSIC				
X-IUM PREMIUM CLASSIC				
156	166	176	186	
45 - 88	50 - 92	62 - 105	70 - 115	
X-IUM CLASSIC JUNIOR / X-IUM R-SKIN JUNIOR				
136	146	156	166	176
40-58	48-70	55-88	66-99	77-110
TOURING				
EVO XT 55 JUNIOR				
110	130	150		
35 - 60	60 - 85	85 - 110		
X-TOUR VENTURE JUNIOR				
90	100	110	120	130
30-40	40-50	50-60	60-70	70-80
140	150	160	170	
80-90	90-101	100-123	122-145	

TOURING

SPORT						
R-SKIN ULTRA						
Medium	176	181	186	191	196	201
	88-121	99-132	110-143	121-154	132-165	165-198+
Stiff	176	181	186	191	196	201
	110-143	121-154	143-176	155-187	175-242	198-264
R-SKIN ESCAPE / X-TOUR ESCAPE POSITRACK / X TOUR VENTURE AR						
Medium	176	186	191	196	201	201
	90 - 105	105 - 120	120 - 140	140 - 160	160 - 180	165-198+
	206					
	82+					
EVO - COMPACT						
EVO POSITRACK - XT 55 / 60						
Medium	S 165	M 175	L 185	XL 195		
	100 - 120	120 - 150	150 - 180	180+		
EVO POSITRACK - OT 65						
Medium	S 165	M 175	L 185	XL 195	XXL 205	
	100 - 120	120 - 150	150 - 180	180-200	200+	
EVO R-SKIN - XC 55 / 60						
Medium	S 165	M 175	L 185	XL 195		
	100 - 120	120 - 150	150 - 180	180+		

BACKCOUNTRY

BC 65			
S 165	M 175	L 185	XL 195
100 - 120	120 - 150	150 - 180	180+
BC 80			
S 166	M 176	L 186	XL 196
100 - 120	120 - 150	150 - 180	180+
XP 120			
160	170	180	
110-154	132-176	165+	

KEY

CATEGORY
SKI MODEL
SKI SIZE
SKIER WEIGHT (LBS)

Race Skis

REF	PRODUCTS	TIP	TAIL	FIBER	CORE	EDGES	CAP	WEIGHT (ONE SKI)	BASE / SKIN	TUNNING	PLATE	SIDECUT	SIZES
RACE EXPERT													
RHPCU04	X-IUM SKATING PREMIUM+ S1	Swing tip	Aero tail	Carbon	100% Nomex / Okoumé	Power edge	Capless	520 gr / 188	K 9000	FF3	IFP	40/44/43/43	178-183- 188 -193
RHPCU01	X-IUM SKATING PREMIUM+ S1 STIFF	Swing tip	Aero tail	Carbon	100% Nomex / Okoumé	Power edge	Capless	520 gr / 188	K 9000	FF3	IFP	40/44/43/43	183- 188 -193
RHPCU07	X-IUM SKATING PREMIUM+ S2	Swing tip	Aero tail	Carbon	100% Nomex / Okoumé	Power edge	Capless	520 gr / 188	K 7000	RU15	IFP	40/44/43/43	173-178-183- 188 -193
RHPCU03	X-IUM SKATING PREMIUM+ S2 STIFF	Swing tip	Aero tail	Carbon	100% Nomex / Okoumé	Power edge	Capless	520 gr / 188	K 7000	RU15	IFP	40/44/43/43	183- 188 -193
RHPCZ03	X-IUM SKATING PREMIUM+ S3	Swing tip	Aero tail	Carbon	100% Nomex / Okoumé	Power edge	Capless	520 gr / 188	K 9002 RED	RW9	IFP	40/44/43/43	178-183- 188 -193
RHPCZ01	X-IUM SKATING PREMIUM+ S3 STIFF	Swing tip	Aero tail	Carbon	100% Nomex / Okoumé	Power edge	Capless	520 gr / 188	K 9002 RED	RW9	IFP	40/44/43/43	183- 188 -193
RHPCZ04	X-IUM SKATING PREMIUM+ Sx	Swing tip	Aero tail	Carbon	100% Nomex / Okoumé	Power edge	Capless	520 gr / 188	K 7000	RU15	IFP	40/44/43/43	173-178-183- 188 -193
RHPCZ05	X-IUM SKATING PREMIUM+ Sx STIFF	Swing tip	Aero tail	Carbon	100% Nomex / Okoumé	Power edge	Capless	520 gr / 188	K 7000	RU15	IFP	40/44/43/43	183- 188 -193
RHPYE01	X-IUM CLASSIC PREMIUM+ C1	R-Tip	Tail protector	Glass	100% Nomex / Poplar	3 Edge energy sensor	Capless	495 gr / 197	K 7000	FF3	IFP	40/44/44/44	197- 202 -207
RHPYE02	X-IUM CLASSIC PREMIUM+ C2	R-Tip	Tail protector	Glass	100% Nomex / Poplar	3 Edge energy sensor	Capless	495 gr / 197	K 7000	RU15	IFP	40/44/44/44	190-197- 202 -207
RHPYE04	X-IUM CLASSIC PREMIUM+ C2 STIFF	R-Tip	Tail protector	Glass	100% Nomex / Poplar	3 Edge energy sensor	Capless	495 gr / 197	K 7000	RU15	IFP	40/44/44/44	197- 202 -207
RHPYE05	X-IUM CLASSIC PREMIUM+ C3	R-Tip	Tail protector	Glass	100% Nomex / Poplar	3 Edge energy sensor	Capless	495 gr / 197	K 9002 RED	RW9	IFP	40/44/44/44	197- 202 -207
RHPCY01	X-IUM SKATING WCS+	Low tip	Tail protector	Carbon	100% Nomex / Okoumé	Extended edges	Capless	510 gr / 187	K7000	UNI 5.2	IFP	40/44/43/43	168-174-181- 187 -193
RHPCQ01	X-IUM SKATING		Tail protector	Glass	100% Nomex	Extended edges	Activ'cap	560 gr / 186	K7000	UNI 5.2	IFP	40/44/43/43	173-180- 186 -192
RHPCP01	X-IUM CLASSIC		Tail protector	Glass	100% Nomex	Extended edges	Activ'cap	550 gr / 198	K7000	UNI 5.2	IFP	44 //	186-191- 198 -203-208

RACE PERFORMANCE													
RHOCQ01	DELTA COURSE SKATING		Tail protector	Glass	80% Nomex / 20 % Poplar	Extended edges	Activ'cap	575 gr / 186	K7000	UNI 5.2	IFP	40/44/43/43	173-180- 186 -192
RHOCQ02	DELTA COMP SKATING		Tail protector	Glass	60% Nomex / 40% Poplar	Extended edges	Activ'cap	620 gr / 186	K7000	UNI 5.2	IFP	40/44/43/43	173-180- 186 -192
RHOCQ03	DELTA SPORT SKATING		Tail protector	Glass	Honeycomb / Poplar	Extended edges	Activ'cap	640 gr / 186	K7000	UNI 5.2	IFP	40/44/43/43	163-173-180- 186 -192
RHOCW01	DELTA SPORT CLASSIC		Tail protector	Glass	Honeycomb / Poplar	Extended edges	Activ'cap	650gr / 196	K7000	UNI 5.2	IFP	44//	184-189- 196 -201-206
RHOYC01	ULTRA SKATE		Tail protector	Glass	PET Foam / Poplar	Extended edges	Activ'cap	600 gr / 181	K7000	UNI 5.2	IFP	47/40/44	168-174- 181 -187

SKIN RACE													
RHPYE06	X-IUM PREMIUM + R-SKIN	R-Tip	Tail protector	Glass	100% Nomex / Poplar	3 Edge energy sensor	Capless	495 gr / 197	K7000 / SKIN Race Expert	UNI 5.2	IFP	40/44/44/44	190-197- 202 -207
RHPCP02	X-IUM R-SKIN		Tail protector	Glass	100% Nomex	Extended edges	Activ'cap	550 gr / 198	K7000 / SKIN Race Expert	UNI 5.2	IFP	44 //	186-191-198- 203 -208
RHPCV01	X-IUM R-SKIN STIFF		Tail protector	Glass	100% Nomex	Extended edges	Activ'cap	550 gr / 198	K7000 / SKIN Race Expert	UNI 5.2	IFP	44 //	186-191-198- 203 -208
RHOCP01	DELTA COURSE R-SKIN		Tail protector	Glass	80% Nomex / 20 % Poplar	Extended edges	Activ'cap	560 gr / 198	K7000 / SKIN Performance	UNI 5.2	IFP	44 //	176-186-191-198- 203 -208
RHOCV01	DELTA COURSE R-SKIN STIFF		Tail protector	Glass	80% Nomex / 20 % Poplar	Extended edges	Activ'cap	560 gr / 198	K7000 / SKIN Performance	UNI 5.2	IFP	44 //	176-186-191-198- 203 -208
RHOCP02	DELTA COMP R-SKIN		Tail protector	Glass	60% Nomex / 40% Poplar	Extended edges	Activ'cap	580 gr / 198	K7000 / SKIN Sport 2.0	UNI 5.2	IFP	44 //	176-186-191-198- 203 -208
RHOCV02	DELTA COMP R-SKIN STIFF		Tail protector	Glass	60% Nomex / 40% Poplar	Extended edges	Activ'cap	580 gr / 198	K7000 / SKIN Sport 2.0	UNI 5.2	IFP	44 //	176-186-191-198- 203 -208
RHOCW02	DELTA SPORT R-SKIN		Tail protector	Glass	Honeycomb / Poplar	Extended edges	Activ'cap	630 gr / 196	K7000 / SKIN Sport 2.0	UNI 5.2	IFP	44//	184-189-196- 201 -206
RHOCX01	DELTA SPORT R-SKIN STIFF		Tail protector	Glass	Honeycomb / Poplar	Extended edges	Activ'cap	630 gr / 196	K7000 / SKIN Sport 2.0	UNI 5.2	IFP	44//	184-189-196- 201 -206
RHPCT01	R-SKIN ULTRA		Tail protector	Glass	PET Foam / Poplar	Extended edges	Activ'cap	TBD	K7000 / SKIN Sport 2.0	UNI 5.2	IFP	48/44/46	176-181-186-191- 196 - 201
RHPCT03	R-SKIN ULTRA STIFF		Tail protector	Glass	PET Foam / Poplar	Extended edges	Activ'cap	TBD	K7000 / SKIN Sport 2.0	UNI 5.2	IFP	48/44/46	176-181-186-191- 196 - 201

Outdoor & Junior Skis

REF	PRODUCTS	TIP	TAIL	FIBER	CORE	EDGES	CAP	WEIGHT (ONE SKI)	BASE / SKIN	TUNNING	PLATE	SIDECUT	SIZES
SKIN TOUR													
RHMZB01	EVO XC 55 R-SKIN		Tail protector	Glass	LDC Core	Extended edges	Activ'cap	700 gr / 185	K5000 - SKIN Touring	X Tuning	IFP	55/48/52	165-175-185-195
RHMZC01	EVO XC 60 R-SKIN		Tail protector	Glass	LDC Core	Extended edges	Activ'cap	780 gr / 185	K5000 - SKIN Touring	X Tuning	IFP	60/50/55	165-175-185-195
RHMZA01	X-TOUR ESCAPE R-SKIN		Tail protector	Glass	Light wood core FSC certified	Extended edges	Activ'cap	820 gr / 196	K5000 - SKIN Touring	X Tuning	IFP	51/47/49	176-186-191- 196 -201-206
SPORT													
RHMZA04	X-TOUR ESCAPE POSITRACK		Tail protector	Glass	Light wood core FSC certified	Extended edges	Activ'cap	820 gr / 196	Positrack	X Tuning	IFP	51/47/49	176-186-191- 196 -201-206
RHMZA05	X-TOUR VENTURE WAXLESS		Tail protector	Glass	Light wood core FSC certified	Extended edges	Activ'cap	830 gr / 196	K5000 - AR Cut	X Tuning	IFP	51/47/49	176-186-191- 196 -201-206
EVO XT													
RHMZB02	EVO XT 55 POSITRACK		Tail protector	Glass	LDC Core	Extended edges	Activ'cap	700 gr / 185	Positrack	X Tuning	IFP	55/48/52	165-175-185-195
RHMZC02	EVO XT 60 POSITRACK		Tail protector	Glass	LDC Core	Extended edges	Activ'cap	780 gr / 185	Positrack	X Tuning	IFP	60/50/55	165-175-185-195
EVO OT													
RHMZD03	EVO OT 65 Positack - IFP		Tail protector	Glass	LDC Core	Partial metal edge	Activ'cap	890gr / 185	Positrack	X Tuning	IFP	65/55/60	165- 175 -185-195
RHLZD03	EVO OT 65 Positack		Tail protector	Glass	LDC Core	Partial metal edge	Activ'cap	850gr / 185	Positrack	X Tuning	-	65/55/60	165- 175 -185-195
BACKCOUNTRY													
RHLZD02	BC 65 Positack		Tail protector	Glass	LDC Core	Steel edge	Activ'cap	920gr / 185	Positrack	X Tuning	-	65/52/62	165-175- 185 -195
RHLWC02	BC 65 Positack / BC Auto - Premounted		Tail protector	Glass	LDC Core	Steel edge	Activ'cap	920gr / 185	Positrack	X Tuning	-	65/52/62	165-175- 185 -195
RHLWC01	BC 80 Positack / BC Auto - Premounted		Tail protector	Glass	LDC Core	Steel edge	Activ'cap	990gr / 186	Positrack	X Tuning	-	80/60/70	166-176- 186 -196
RHOZIO1	XP 85 Positack		Tail protector	Glass	LDC Core	Steel edge	Activ'cap	1246gr / 195	Positrack	X Tuning	-	85/61/75	165-175- 185 -195
RHOZIO2	XP 85 Positack / Xplore - Premounted		Tail protector	Glass	LDC Core	Steel edge	Activ'cap	1246gr / 195	Positrack	X Tuning	-	85/61/75	165-175- 185 -195
RHOZJO1	XP 105 Positack		Tail protector	Glass	LDC Core	Steel edge	Activ'cap	1272 gr / 180	Positrack	X Tuning	-	105/70/93	160-170- 180 -190
RHOZJO2	XP 105 Positack / Xplore - Premounted		Tail protector	Glass	LDC Core	Steel edge	Activ'cap	1272 gr / 180	Positrack	X Tuning	-	105/70/93	160-170- 180 -190
RHPZH01	XP 120 Positack 2.0		Tail protector	Glass	LDC Core	Steel edge	Activ'cap	1320 gr / 170	Positack 2.0	X Tuning	-	120/90/110	160- 170 -180
JUNIOR RACE													
RHPCQ03	X-IUM PREMIUM SKATING JUNIOR		Tail protector	Glass	80% Nomex / 20% Poplar	Extended edges	Activ'cap	500 gr / 153	K7000	UNI 5.2	IFP	42/44/44/44	143- 153 -163-173
RHPCP03	X-IUM PREMIUM CLASSIC JUNIOR		Tail protector	Glass	80% Nomex / 20% Poplar	Extended edges	Activ'cap	500 gr / 156	K7000	UNI 5.2	IFP	40/44/44/44	156 -166-176-186
RHOCQ07	X-IUM SKATING JUNIOR		Tail protector	Glass	Wood / Air channel		Activ'cap	520 gr / 153	K7000	UNI 5.2	IFP	42/44/44/44	133-143- 153 -163
RHOCP06	X-IUM CLASSIC JUNIOR		Tail protector	Glass	Wood / Air channel		Activ'cap	520 gr / 156	K7000	UNI 5.2	IFP	40/44/44/44	136-146- 156 -166-176
SKIN JUNIOR													
RHOCPO5	X-IUM R-SKIN JUNIOR		Tail protector	Glass	Wood / Air channels		Activ'cap	520 gr / 156	K7000 - SKIN Touring	UNI 5.2	IFP	44//	136-146- 156 -166-176
JUNIOR TOURING													
RHMZA06	XT VENTURE JR Waxless (short sizes)		Tail protector	Glass	Light wood core FSC certified	Extended edges	Activ'cap	410 gr / 140	K5000 - AR Cut	X Tuning	IFP	51/47/49	90-100-110-120-130-140
RHMZA07	XT VENTURE JR Waxless (long sizes)		Tail protector	Glass	Light wood core FSC certified	Extended edges	Activ'cap	500 gr / 170	K5000 - AR Cut	X Tuning	IFP	51/47/49	150-160-170
RHMZG01	EVO 55 Action JR		Tail protector	Glass	Light wood core FSC certified	Extended edges	Activ'cap	460 gr / 130	K5000 - AR Cut	X Tuning	IFP	54/48/52	110-130-150

Boots

REFERENCE	PRODUCTS	HEEL	UPPER CUFF	LACE COVER	WEIGHT / PAIR	LINING	CLOSING	LACING	SOLE	FIT	SIZES	
RACE EXPERT												
RIP0010	X-IUM CARBON PREMIUM+ SKATE BOA	Full Premium Carbon chassis	3D Injection Carbon Dual Core	PVC Racing + Textile	950 / 42	Polyester Thermo Adjustable Fit	Spiral zipper	BOA® Fit System	CARBON PREMIUM SKATE	95	RACE FIT	38 - 46. Half sizes
RIP0020	X-IUM CARBON PREMIUM+ CLASSIC BOA	Full Premium Carbon chassis	-	PVC Racing + Textile	800 / 42	Polyester Thermo Adjustable Fit	Spiral zipper	BOA® Fit System	CARBON PREMIUM CLASSIC	95	RACE FIT	38 - 46. Half sizes
RIP0030	X-IUM WCS SKATE BOA MV	Carbon reinforced heel	3D Injection Carbon reinforced cuff	PVC Racing + Textile	1060 / 42	Polyester Thermo Adjustable Fit	Central zipper + velcro strap	BOA® Fit System	EXPERT SKATE	95	PERFORMANCE FIT	35 - 49
RIP0040	X-IUM WCS CLASSIC BOA MV	Internal 3D reinforcement	-	PVC Racing + Textile	830 / 42	Polyester Thermo Adjustable Fit	Central zipper	BOA® Fit System	EXPERT CLASSIC	95	PERFORMANCE FIT	37 - 49
RIP0050	X-IUM WCS SKATE BOA LV	Carbon reinforced heel	3D Injection Carbon reinforced cuff	PVC Racing + Textile	1060 / 41	Polyester Thermo Adjustable Fit	Central zipper + velcro strap	BOA® Fit System	EXPERT SKATE	93	LOW VOLUME FIT	37 - 44
RIP0060	X-IUM WCS CLASSIC BOA LV	Internal 3D reinforcement	-	PVC Racing + Textile	820 / 41	Polyester Thermo Adjustable Fit	Central zipper	BOA® Fit System	EXPERT CLASSIC	93	LOW VOLUME FIT	37 - 44
RACE PERFORMANCE												
RIO1010	X-11 SKATE	Carbon reinforced heel	3D Injection Fiberglass reinforced cuff	PVC + Textile	1100 / 42	Polyester + Win Therm active membrane	Central zipper + velcro strap	Speed Lace Lock	EXPERT SKATE	97	PERFORMANCE FIT	37 - 47
RIO1020	X-11 CLASSIC	External 3D heel (Rilsan)	-	PVC + Textile	880 / 42	Polyester + Win Therm active membrane	Central zipper	Speed Lace Lock	EXPERT CLASSIC	97	PERFORMANCE FIT	37 - 47
RIO1030	X-9 SKATE	External 3D heel (nylon)	Rilson PA11 cuff	PVC + Textile	1150 / 42	Polyester + Win Therm active membrane	Central zipper + Velcro strap	Speed Lace Lock	SPORT	97	MEDIUM FIT	36 - 49
RIO1050	X-9 SC	External 3D heel (nylon)	Rilson PA11 cuff	PVC + Textile	1100 / 42	Polyester + Win Therm active membrane	Central zipper + Velcro strap	Speed Lace Lock	SPORT	97	MEDIUM FIT	36 - 49
RIO1040	X-9 CLASSIC	External 3D heel (nylon)	-	PVC + Textile	980 / 42	Polyester + Win Therm active membrane	Central Zipper	Speed Lace Lock	SPORT	97	MEDIUM FIT	36 - 49
RIOW030	X-7 SC	External Reinforcement	3D injection High Cuff free support	PVC	1180 / 42	Polyester Thermo Adjustable Fit	Central zipper + Velcro strap	Laces	SPORT	97	MEDIUM FIT	35 - 49
RIOW010	X-7 SKATE	External Reinforcement	3D injection High Cuff free support	PVC	1200 / 42	Polyester Thermo Adjustable Fit	Central zipper + Velcro strap	Laces	SPORT	97	MEDIUM FIT	35 - 49
RIOW020	X-7 CLASSIC	External Reinforcement	-	PVC	960 / 42	Polyester Thermo Adjustable Fit	Central zipper	Laces	SPORT	97	MEDIUM FIT	35 - 49
RACE PERFORMANCE FW												
RIO1060	X-11 SKATE FW	Carbon reinforced heel	3D Injection Fiberglass reinforced cuff	PVC + Textile	1100 / 42	Polyester + Win Therm active membrane	Central zipper + Velcro strap	Speed Lace Lock	EXPERT SKATE	95	LOW VOLUME FIT	37 - 43
RIO1070	X-9 SKATE FW	External 3D heel (nylon)	Rilson PA11 cuff	PVC + Textile	1150 / 42	Polyester + Win Therm active membrane	Central zipper + Velcro strap	Speed Lace Lock	SPORT	95	PERFORMANCE FIT	35 - 43
RIO1080	X-9 CLASSIC FW	External Reinforcement	-	PVC	980 / 42	Polyester + Win Therm active membrane	Central zipper	Speed Lace Lock	SPORT	95	PERFORMANCE FIT	35 - 43

MEN'S BOOT SIZE CHART

EUR	UK	US (M)	FOOT LENGTH (cm)	FOOT LENGTH (in)
35	2.5	3.5	22	8.66
35.5	3	4	22.5	8.86
36	3.5	4.5	23	9.06
36.5	3.5	4.5	23	9.06
37	4	5	23.5	9.25
7.5	4.5	5.5	24	9.45
38	5	6	24	9.45
38.5	5.5	6.5	24.5	9.65
39	5.5	7	25	9.84
39.5	6	7	25	9.84
40	6.5	7.5	25.5	10.04
40.5	7	8	26	10.24
41	7.5	8	26	10.24
41.5	7.5	8.5	26.5	10.43

EUR	UK	US (M)	FOOT LENGTH (cm)	FOOT LENGTH (in)
42	8	9	27	10.63
42.5	8.5	9.5	27.5	10.83
43	9	9.5	27.5	10.83
43.5	9.5	10	28	11.02
44	9.5	10.5	28	11.02
44.5	10	11	28.5	11.22
45	10.5	11.5	29	11.42
45.5	11	11.5	29	11.42
46	11.5	12	29.5	11.61
46.5	11.5	12.5	30	11.81
47	12	13	30	11.81
47.5	12.5	13	30.5	12.01
48	13	13.5	31	12.20
48.5	13.5	14	31.5	12.40
49	13.5	14.5	31.5	12.40

REFERENCE	PRODUCTS	HEEL	UPPER CUFF	COVER	WEIGHT / PAIR	LINING	CLOSING	LACING	SOLE	FIT	SIZES	
TOURING												
RIOW040	XT 5	External Reinforcement	3D injection High Cuff free support	PVC + Textile	1140 / 42	Polyester - THINSULATE	Central zipper + velcro strap	Laces	TOURING	100	COMFORT FIT	35 - 49
RIPW010	XT 3	External Reinforcement	2D injection High Cuff support	PVC	1000 / 42	Polyester	Central zipper + velcro strap	Laces	TOURING	100	COMFORT FIT	35 - 49
RIPW020	XT 2	Lateral reinforcement	-	PVC	950 / 42	Polyester	Central zipper	Laces	TOURING	100	COMFORT FIT	35 - 49
RIPW030	XT 1	PVC reinforcement	-	-	940 / 42	Polyester	-	Laces	TOURING	100	COMFORT FIT	35 - 52
TOURING FW												
RIOW110	XT 5 FW	External Reinforcement	3D injection High Cuff free support	PVC + Textile	1140 / 42	Polyester - THINSULATE	Central zipper + velcro strap	Laces	TOURING	100	COMFORT FIT	35 - 44
RIPW070	XT 2 FW	Lateral reinforcement	-	PVC	940 / 41	Polyester	Central zipper	Laces	TOURING	100	COMFORT FIT	35 - 44
BACKCOUNTRY												
RIP3010	XP 12	Internal moulded reinforcement	External injected rubber reinforcement	PVC + Textile	1580 / 42	Polyester	Central zipper + velcro strap+ gaiter	Dual speed lace lock	XPLORE	100	COMFORT FIT	36 - 48
RIM3850	BC X 6	External reinforcement	3D Injection High Cuff free support	PVC + Textile	1530 / 42	Polyester	Central zipper + velcro strap+ gaiter	Laces	NNN BC	100	COMFORT FIT	36 - 48
RIO1120	XP 5	External reinforcement	3D Injection High Cuff free support	-	1400 / 42	Polyester	Metallic hook + velcro strap	Laces	XPLORE	100	COMFORT FIT	36 - 48
RIM3830	BC X 5	External reinforcement	3D Injection High Cuff free support	-	1380 / 42	Polyester	Metallic hook + velcro strap	Laces	NNN BC	100	COMFORT FIT	36 - 48
RIM3810	BC X 2	PVC reinforcement	-	-	1265 / 42	Polyester	Metallic hook	Laces	NNN BC	100	COMFORT FIT	36 - 48
BACKCOUNTRY FW												
RIM3840	BC 6 FW	External reinforcement	3D Injection High Cuff free support	PVC + Textile	1530 / 42	Polyester	Central zipper + velcro strap+ gaiter	Laces	NNN BC	100	COMFORT FIT	36 - 43
RIM3820	BC 5 FW	External reinforcement	-	-	1380 / 42	Polyester	Metallic hook + velcro strap	Laces	NNN BC	100	COMFORT FIT	36 - 43
JUNIOR RACING												
RIP5010	PREMIUM JUNIOR SK	External 3D reinforcement Dual Core	3D Injection Dual Core + Soft Touch protection	PVC	880 / 36	Polyester + Win Therm active membrane	Central zipper + velcro strap	Speed Lace Lock	SPORT	97	MEDIUM FIT	33 - 42
RIP5020	PREMIUM JUNIOR SC	External 3D reinforcement Dual Core	3D Injection Dual Core + Soft Touch protection	PVC	880 / 36	Polyester + Win Therm active membrane	Central zipper + velcro strap	Speed Lace Lock	SPORT	97	MEDIUM FIT	33 - 42
RIPW090	COMP J	External reinforcement	injection High Cuff free support	PVC	930 / 38	Polyester	Central zipper + velcro strap	Speed Lace Lock	SPORT	100	COMFORT FIT	30 - 42
JUNIOR TOURING												
RINW100	X 1 JR - Velcro	PVC reinforcement	-	-	700 / 33	Polyester	Metallic hook + velcro strap	VELCRO STRAP	T4 JR mono	JR	COMFORT FIT	26 - 41
ACCESSORIES												
RIPW602	OVERBOOT	-	-	Neoprene	180 / 42	-	-	-	-	-	-	S - M - L - XL - XXL
RIPW601	WALKING BOOT	-	-	Neoprene	350 / 42	-	-	-	-	-	-	38.5 - 46.5

WOMEN'S BOOT SIZE CHART

EUR	UK	US (W)	FOOT LENGTH (cm)	FOOT LENGTH (in)
35	2.5	4.5	22	8.66
35.5	3	5	22.5	8.86
36	3.5	5	23	9.06
36.5	3.5	5.5	23	9.06
37	4	6	23.5	9.25
37.5	4.5	6.5	24	9.45
38	5	7	24	9.45
38.5	5.5	7.5	24.5	9.65
39	5.5	8	25	9.84
39.5	6	8	25	9.84
40	6.5	8.5	25.5	10.04
40.5	7	9	26	10.24
41	7.5	9	26	10.24

Bindings

REFERENCE	MODEL	FLEXOR GRADE	BINDING	MOUNTING	POSITIONNING LOCK	POSITIONNING STEPS	WEIGHT/PAIR	BOOT SIZES	PLATFORM	SAFE LOCK	TURN LOCK	TOOL FREE	FLOW FLEX	LOW PROFILE	STABILIZER	TORSION PROOF BODY
RACE EXPERT																
RJO1002	PREMIUM+ SKATE	11.0	MANUAL	IFP	double lock slider	7	200 g	35 - 52	57 mm	•		•	•	•	•	•
RJO1000	RACE SKATE	11.0	STEP-IN	IFP	double lock slider	7	222 g	35 - 52	57 mm		•	•	•	•	•	•
RJO1003	PREMIUM+ CLASSIC	7.0	MANUAL	IFP	double lock slider	7	200 g	35 - 52	57 mm	•		•	•	•		•
RJO1001	RACE CLASSIC	7.0	STEP-IN	IFP	double lock slider	7	222 g	35 - 52	57 mm		•	•	•	•		•
RJL1007	MOVE SWITCH CL	7.0	MANUAL	IFP	Move switch	7	256 g	35 - 52	55 mm			•				
SPORT TOURING																
RJN1000	CONTROL STEP-IN	7.0	STEP-IN	IFP	double lock slider	7	242 g	35 - 52	59 mm		•	•	•	•		•
RJM1005	TOUR STEP-IN	6.0	STEP-IN	IFP	clip lock	7	236 g	35 - 52	59 mm		•	•	•	•		•
BACK COUNTRY																
RJL1004	XPLORE	9.0	STEP-IN	Screw	N/A	N/A	340 g	35 - 52								
RJD1014	BC AUTO	9.0	STEP-IN	Screw	N/A	N/A	455 g	35 - 52	57,9 mm							
RJD1015	BC MANUAL	9.0	MANUAL	Screw	N/A	N/A	465 g	35 - 52	57,9 mm							
RJD1016	BC MAGNUM	9.0	MANUAL	Screw	N/A	N/A	518 g	35 - 52	68 mm							
JUNIOR																
RJL1002	RACE JR SKATE	11.0	MANUAL	IFP	clip lock	7	222 g	33 - 40	57 mm		•	•	•	•		•
RJL1003	RACE JR CLASSIC	7.0	MANUAL	IFP	clip lock	7	222 g	33 - 40	57 mm		•	•	•	•		•
RJM1006	TOUR STEP-IN JR	5.0	STEP-IN	IFP	clip lock	7	220 g	25 - 40	45 mm		•	•	•	•		•
PLATE																
RJG1012	SCREW MOUNT PLATE				-		40 g	25 - 49								
RJG1015	SCREW MOUNT PLATE JR				-		40 g	25 - 40								

Poles

REFERENCE	MODEL	SHAFT	SHAFT WEIGHT (GR/METER)	SHAFT STIFFNESS VALUE	SHAFT DIAMETER	STRAP	GRIP	BASKET	TIP	SIZES
RACE EXPERT										
RDP9500	WCS PREMIUM - FREE SIZES	100% PREMIUM UHMC (Ultra High Modulus Carbon)	60 Gr/M	62	Upper: 16 mn Tip: 9 mn	R-CLIP STRAP 2.0	R-GRIP NATURAL CORK 2.0	XC Tips - size S	Carbide Tip	free size (150/160/170/180)
RDP9520	WCS- FREE SIZES	100% CARBON	80 Gr / M	53	Upper: 16 mn Tip: 9 mn	R-CLIP STRAP 2.0	R-GRIP NATURAL CORK 2.0	XC Tips - size L	Carbide Tip	free size (150/160/170/180)
RDP9530	Force 9	85% CARBON	80 Gr / M	54	Upper: 16 mn Tip: 9 mn	R-CLIP STRAP 2.0	R-GRIP NATURAL CORK 2.0	XC Tips - size L	Carbide Tip	135/175 up 5 cm
RACE PERFORMANCE										
RDN9580	Force 7	70% CARBON	88 Gr / M	51	Upper: 16 mn Tip: 9 mn	R-CLIP STRAP 2.0 ERGONOMIC	R-GRIP NATURAL CORK 2.0	RACE L	Carbide Tip	135/175 up 5 cm
RDO9510	Force 3	30% CARBON	94 Gr / M	35	Upper: 16 mn Tip: 9 mn	R-Clip Strap 2.0 ergonomic	R-GRIP NATURAL CORK 2.0	RACE L	Carbide Tip	135/175 up 5 cm
JUNIOR										
RDP9540	Force Junior	100% FIBERGLASS	105 Gr / M	23	Upper: 16 mn Tip: 11 mn	PADDED LOOP	BI-INJECTION RUBBER (Red Blaze PP & TOP + Black TPR)	FIT TOUR (Black)	Steel Tip	80/130 up 5 cm
RDN9560	FT-501	Alu 5086	115 Gr / M	27	Upper: 16 mn Tip: 11 mn	STANDARD	PLASTIC BASIC (Black PP & TOP)	FIT TOUR (Black)	Steel Tip	80/130 up 5 cm
TOURING										
RDN9540	FT-600 Cork	Alu 5086	115 Gr / M	27	Upper: 16 mn Tip: 11 mn	ERGONOMIC STRAP	PLASTIC NATURAL CORK (Black PP & TOP)	TOURING XL (Black)	Steel Tip	130/165 up 5 cm
RDN9570	FT-500	Alu 5086	115 Gr / M	27	Upper: 16 mn Tip: 11 mn	STANDARD	PLASTIC (Black PP & TOP)	TOURING XL (Black)	Steel Tip	130/165 up 5 cm
BACK COUNTRY										
RDL9550	Adjustable BC 100	Alu 7075 (lower shaft) Alu 6061 (upper shaft)	115 Gr / M	10	16 mn - 14 mn telescopic	SAFETY PS - 350	SAFETY FORAM GRIP	ROTATIONAL RB-85	Steel Tip	Unic size - adjustable
RENTAL										
RDI9560	XC-RENTAL SR	Alu 7075			Upper: 16 mn Tip: 11 mn	STANDARD	PLASTIC (Black PP & TOP)	TOURING XL (Black)	Steel Tip	120-160 up 5cm
RDI9570	XC-RENTAL JR	Alu 5086	115 Gr / M	27	Upper: 16 mn Tip: 11 mn	STANDARD	PLASTIC (Black PP & TOP)	TOURING XL (Black)	Steel Tip	85-115 up 5cm

POLE SIZE CHART

Skier Height		Pole Sizing			
cm	in	Skating Advanced	Skating Beginner	Classic	Touring
120	47	110	105	100	85
125	49	115	110	100 - 105	90
130	51	120	115	105 - 110	95
135	53	120 - 125	115 - 120	110 - 115	100
140	55	125	120	115	105
145	57	130	125	120	110
150	59	135	130	125	115
155	61	140	135	125 - 130	120
160	63	145	140	130 - 135	125
165	65	150	145	135	130
170	67	155	150	140	135
175	69	160	155	145	140
180	71	165	160	150	145
185	73	165 - 170	160 - 165	150 - 155	150
190	75	170	165	155 - 160	155
195	77	175	170	160	160
200	79	180	175	165	165

ROSSIGNOL

GROUP ROSSIGNOL

1413 CENTER DRIVE - PARK CITY, UT - USA
T : 435-252-3300 - FAX : 435-252-3301

GROUPE ROSSIGNOL

60 RUE DE LA RIVE DROITE - BROMONT, QUEBEC J2L 0A3
T : 514-933-9971

PHOTOS: ©Florian Monot, Colin Olivero, Marika Godin, Carlos Blanchard, ANTH Films, Jérémy Bernard, Keegan Rice

NORAM