



DAILY AIR MONITORING REPORT

250 Water Street Remediation Site

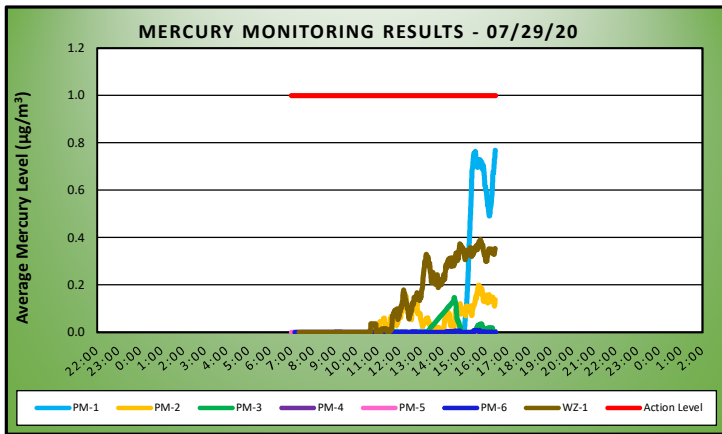
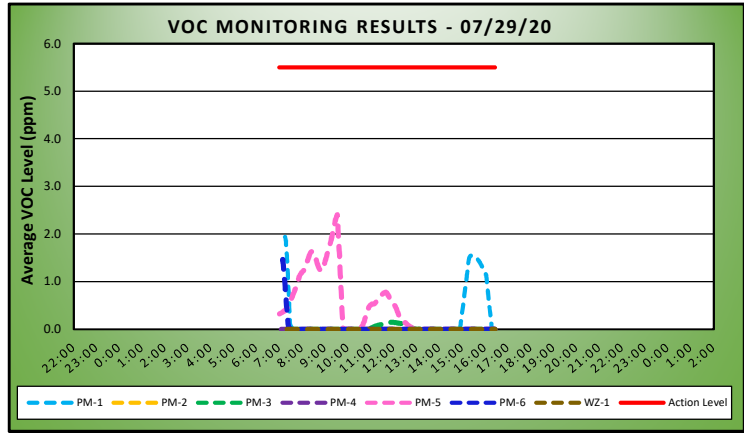
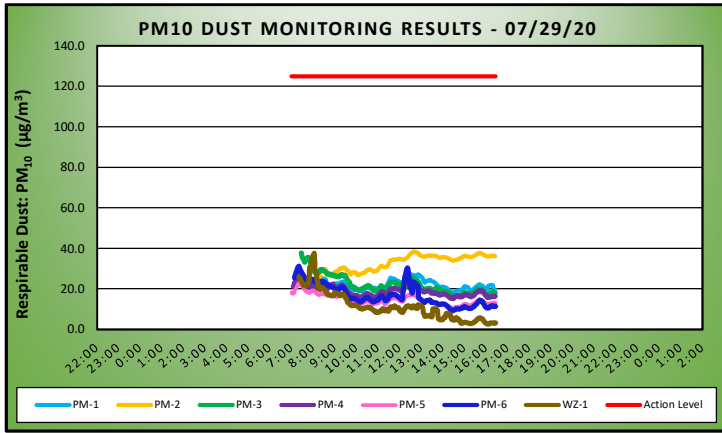
Manhattan, New York

| | |
|---|------------|
| 07/29/20 | |
| Project number: 170381202 | |
| Page 1 of 2 | Rev. No. 0 |
| Submitted By: | |
| Dust Background & Action Level ($\mu\text{g}/\text{m}^3$) | 25 125 |
| VOC Background & Action Level (ppm) | 0.5 5.5 |
| Hg Background & Action Level ($\mu\text{g}/\text{m}^3$) | 0.0 1.0 |

| | | | | | | | | |
|---------------------------------|-------------|------------------|-----------|-----------------------|---------------|-----------------|------|---|
| Weather Data Range for Work Day | | Wind Direction | S | Relative Humidity (%) | 43.0 - 62.9 | Daily Rain (in) | 0.00 | Readings in the summary table and graphs below are the reported concentrations during work hours. |
| Temp (°F) | 80.6 - 89.9 | Wind Speed (MPH) | 0.6 - 6.6 | Barometer (inHg) | 29.95 - 30.02 | | | |

| Station Location Area | Work | Daily Avg. Dust Concentration ($\mu\text{g}/\text{m}^3$) | Max 15 Minute Dust Concentration ($\mu\text{g}/\text{m}^3$) | Time of Maximum 15 Minute Avg Dust Reading | Daily Avg. VOC Concentration (ppm) | Max 15 Minute VOC Concentration (ppm) | Time of Max 15 Minute Avg VOC Reading |
|-----------------------|------|--|---|--|------------------------------------|---------------------------------------|---------------------------------------|
| PM-1 | | 22.3 | 28.4 | 7:16 | 0.2 | 1.9 | 7:15 |
| PM-2 | | 32.1 | 38.5 | 12:41 | 0.0 | 0.0 | 7:19 |
| PM-3 | | 22.4 | 37.7 | 7:27 | 0.0 | 0.1 | 11:52 |
| PM-4 | | 19.2 | 27.3 | 12:24 | 0.0 | 0.0 | 7:05 |
| PM-5 | | 14.8 | 22.8 | 7:20 | 0.5 | 2.4 | 9:32 |
| PM-6 | | 16.8 | 31.2 | 7:20 | 0.0 | 1.5 | 7:09 |
| WZ-1 | | 11.4 | 37.5 | 8:03 | 0.0 | 0.0 | 7:20 |

| Station Location Area | Work | Daily Avg. Mercury Concentration ($\mu\text{g}/\text{m}^3$) | Max 15 Minute Mercury Concentration ($\mu\text{g}/\text{m}^3$) | Time of Max 15 Minute Avg Mercury Reading |
|-----------------------|------|---|--|---|
| PM-1 | | 0.1 | 0.8 | 16:25 |
| PM-2 | | 0.0 | 0.2 | 15:39 |
| PM-3 | | 0.0 | 0.1 | 14:32 |
| PM-4 | | 0.0 | 0.0 | 7:06 |
| PM-5 | | 0.0 | 0.0 | 7:00 |
| PM-6 | | 0.0 | 0.0 | 15:41 |
| WZ-1 | | 0.1 | 0.4 | 15:44 |



Air Monitoring Notes:

Sampling Notes:

Weather Notes:



