LANGAN
ENGINEERING & ENVIRONMENTAL SERVICES

DAILY AIR MONITORING REPORT
250 Water Street Remediation Site
Manhattan, New York

08/20/20		
Project number: 170381202		
Page 1 of 2	Rev. No. 0	
Submitted By:		
Dust Background & Action Level (µg/m3)	25	125
VOC Background & Action Level (ppm)	0.5	5.5
Hg Background & Action Level (µg/m3)	0.0	1.0

Weather Data Range for Work Day		Wind Direction	N	Relative Humidity (%)	35.0 - 78.0	Daily Rain (in)	0.00	Readings in the summary table and graphs below are the reported concentrations during work hours.
Temp (°F)	63.0 - 79.0	Wind Speed (MPH)	0.0 - 6.9	Barometer (inHg)	30.10 - 30.10			

Station Location Work Area	Daily Avg. Dust Concentration (µg/m^3)	Max 15 Minute Dust Concentration (µg/m^3)	Time of Maximum 15 Minute Avg Dust Reading	Daily Avg. VOC Concentration (ppm)	Max 15 Minute VOC Concentration (ppm)	Time of Max 15 Minute Avg VOC Reading
PM-1	8.3	14.4	9:41	0.0	0.0	8:21
PM-2	23.3	29.8	14:25	0.1	0.2	11:16
PM-3	7.9	20.9	8:55	0.0	0.0	7:58
PM-4	5.5	10.0	11:17	0.0	0.0	7:58
PM-5	4.8	9.6	9:34	0.4	1.0	14:46
PM-6	5.8	10.4	9:37	0.1	0.8	10:33
WZ-1	5.1	17.9	8:52	0.0	0.0	7:58

Station Location Work Area	Daily Avg. Mercury Concentration (µg/m^3)	Max 15 Minute Mercury Concentration (µg/m^3)	Time of Max 15 Minute Avg Mercury Reading
PM-1	0.0	0.0	7:59
PM-2	0.0	0.0	7:59
PM-3	0.0	0.0	7:59
PM-4	0.0	0.3	14:12
PM-5	0.0	0.0	7:59
PM-6	0.0	0.0	7:59
WZ-1	0.0	0.0	10:10

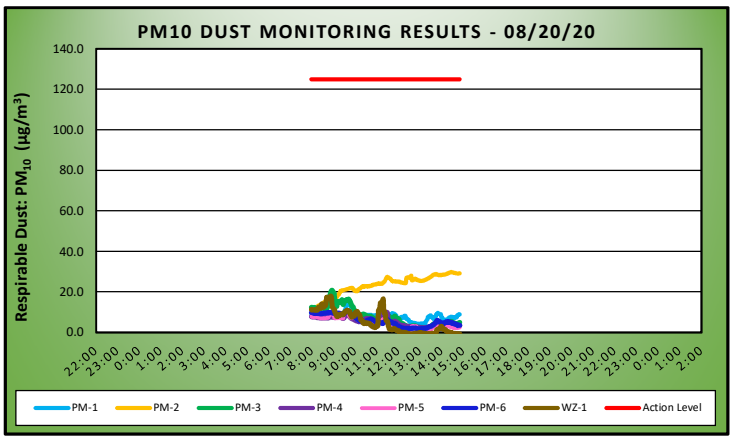

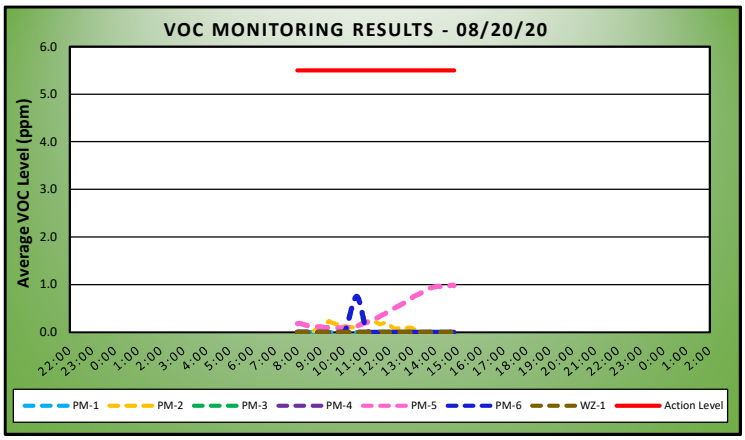

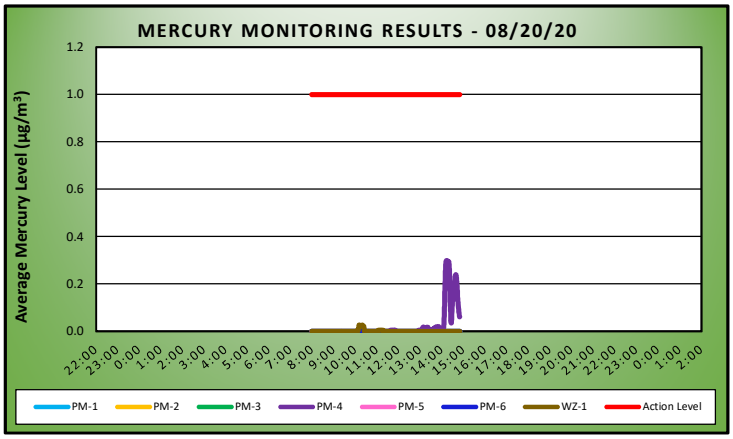

Air Monitoring Notes:

Sampling Notes:

Weather Notes:

EMILCOTT
environmental, health & safety experts

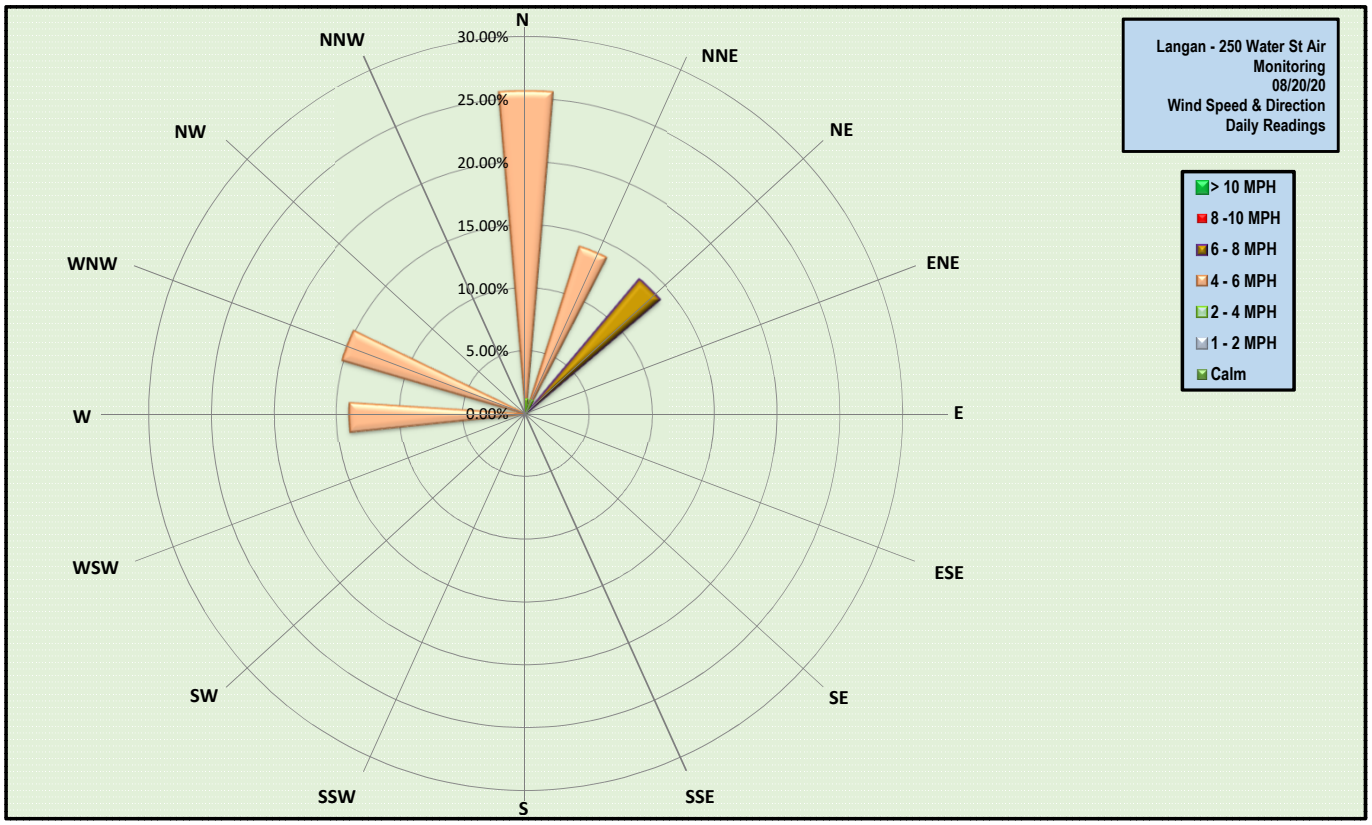
Langan - 250 Water St Air Monitoring
08/20/20
Wind Speed & Direction
Daily Readings
> 10 MPH
8 -10 MPH
6 - 8 MPH
4 - 6 MPH
2 - 4 MPH
1 - 2 MPH
Calm
N
NNE
NE
ENE
E
ESE
SE
SSE
S
SSW
SW
WSW
W
WNW
NW
NNW
30.00%
25.00%
20.00%
15.00%
10.00%
5.00%
0.00%