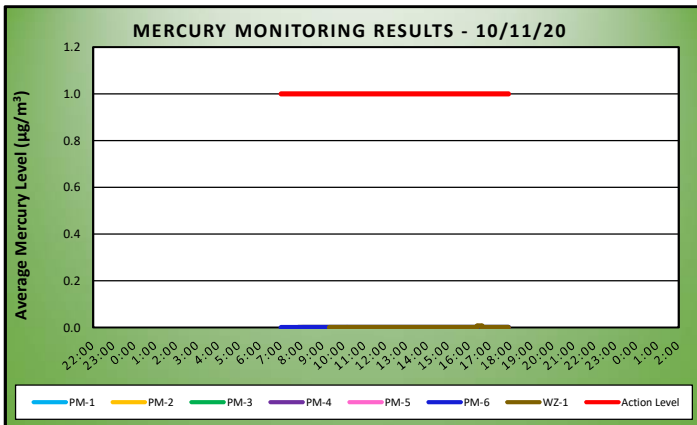
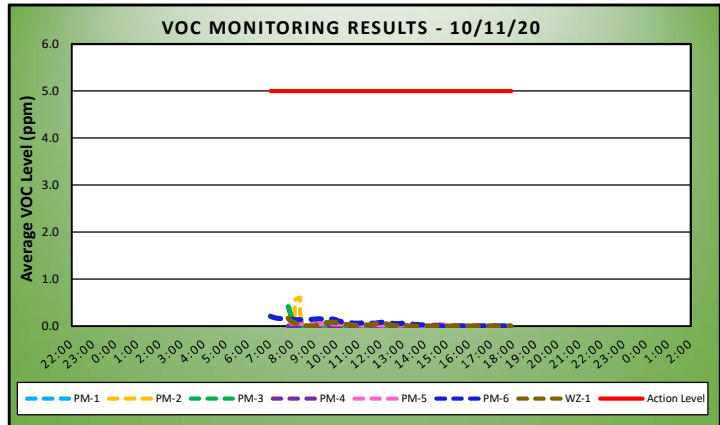
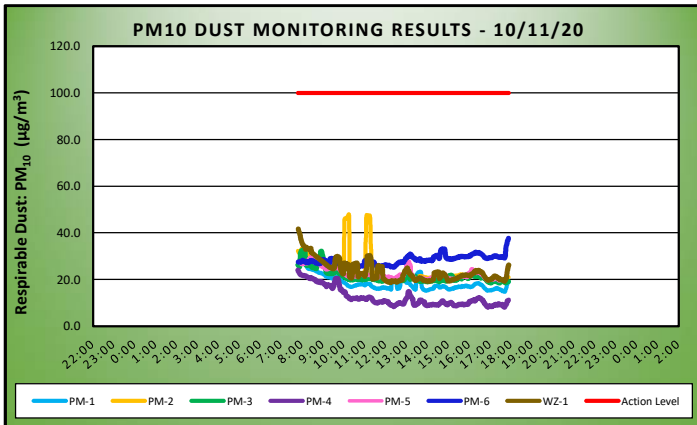


| | | | | | | | | |
|---|--|-----|--|---|--|----|------------|--|
|  | DAILY AIR MONITORING REPORT 250 Water Street Remediation Site Manhattan, New York | | | 10/11/20 | | | | |
| | | | | Project number: 170381202 | | | | |
| | | | | Page 1 of 2 | | | Rev. No. 0 | |
| | | | | Submitted By: | | | | |
| | | | | Dust Background & Action Level ($\mu\text{g}/\text{m}^3$) | | 25 | 125 | |
| VOC Background & Action Level (ppm) | | 0.5 | | 5.5 | | | | |
| Hg Background & Action Level ($\mu\text{g}/\text{m}^3$) | | 0.0 | | 1.0 | | | | |

| | | | | | | | | |
|---------------------------------|-------------|------------------|-----------|-----------------------|---------------|-----------------|------|--|
| Weather Data Range for Work Day | | Wind Direction | NNE | Relative Humidity (%) | 46.9 - 74.5 | Daily Rain (in) | 0.00 | Readings in the summary table and graphs below are the reported downwind concentrations. |
| Temp (°F) | 65.1 - 68.0 | Wind Speed (MPH) | 0.8 - 7.8 | Barometer (inHg) | 30.09 - 30.22 | | | |

| Station Location Work Area | Daily Avg. Dust Concentration ($\mu\text{g}/\text{m}^3$) | Max 15 Minute Dust Concentration ($\mu\text{g}/\text{m}^3$) | Time of Maximum 15 Minute Avg Dust Reading | Daily Avg. VOC Concentration (ppm) | Max 15 Minute VOC Concentration (ppm) | Time of Max 15 Minute Avg VOC Reading |
|----------------------------|--|---|--|------------------------------------|---------------------------------------|---------------------------------------|
| PM-1 | 18.5 | 26.9 | 8:02 | 0.0 | 0.0 | 8:02 |
| PM-2 | 24.5 | 48.0 | 10:14 | 0.0 | 0.6 | 8:20 |
| PM-3 | 21.4 | 32.5 | 8:01 | 0.0 | 0.4 | 7:48 |
| PM-4 | 12.5 | 24.1 | 7:48 | 0.0 | 0.0 | 7:48 |
| PM-5 | 22.6 | 30.4 | 8:30 | 0.0 | 0.1 | 7:58 |
| PM-6 | 28.5 | 37.7 | 17:52 | 0.1 | 0.2 | 7:00 |
| WZ-1 | 23.6 | 41.7 | 7:49 | 0.0 | 0.2 | 7:48 |

| Station Location Work Area | Daily Avg. Mercury Concentration ($\mu\text{g}/\text{m}^3$) | Max 15 Minute Mercury Concentration ($\mu\text{g}/\text{m}^3$) | Time of Max 15 Minute Avg Mercury Reading |
|----------------------------|---|--|---|
| PM-1 | 0.0 | 0.0 | 8:02 |
| PM-2 | 0.0 | 0.0 | 7:49 |
| PM-3 | 0.0 | 0.0 | 7:49 |
| PM-4 | 0.0 | 0.0 | 7:49 |
| PM-5 | 0.0 | 0.0 | 7:58 |
| PM-6 | 0.0 | 0.0 | 7:00 |
| WZ-1 | 0.0 | 0.0 | 16:22 |

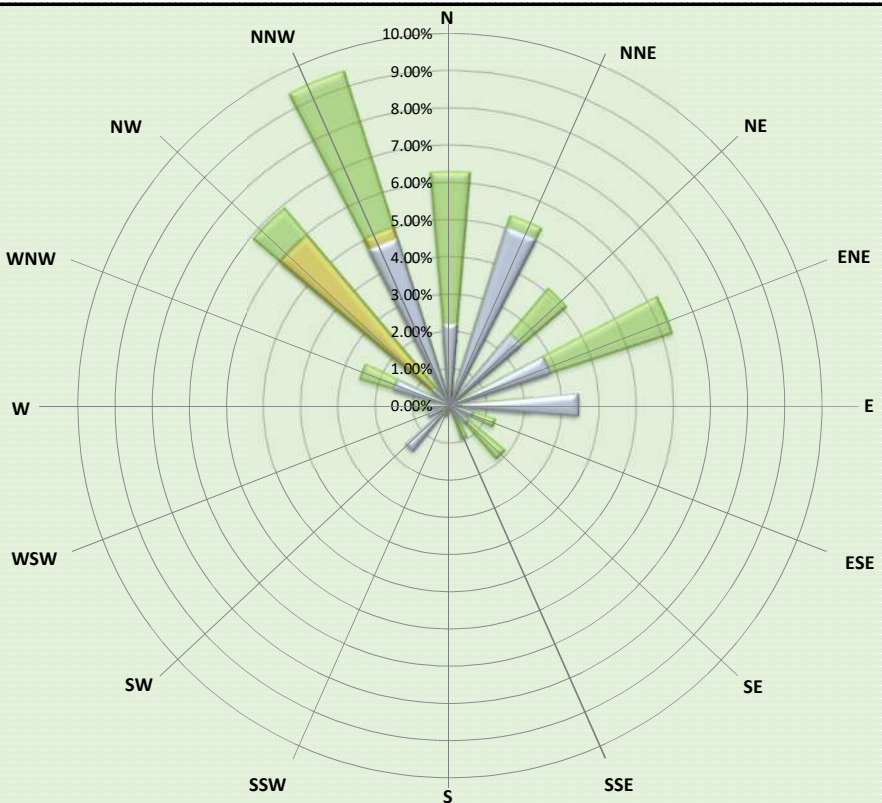


Air Monitoring Notes:

Sampling Notes:

Weather Notes:

Langan - 250 Water St Air
Monitoring
10/11/20
Wind Speed & Direction
Daily Readings



- > 10 MPH
- 8 - 10 MPH
- 6 - 8 MPH
- 4 - 6 MPH
- 2 - 4 MPH
- 1 - 2 MPH
- Calm