

*in this issue >>>* Letter from the President  
LNCQ News & Events  
The Quilted Forest

Member Spotlight  
Quilty Q&A  
Quilting Community News



Your Monthly Link to LNCQ

Not a member?  
Click [here](#) to join us!

# LNCQ *life*

October 2025

Pumpkins & Patchwork

*letter from the president >>>*

## Joan's Journal Stitches & Witches

As October arrives, it's time to bring out my Halloween quilts—several featuring witches! These whimsical projects always make me smile, reminding me how creativity (and maybe a little magic) can brighten even the darkest nights.

One of my favorites is a table topper with four witches. I discovered the pattern years ago in a quilting magazine and was drawn to it because of the Snail's Trail center—a block I've always loved. Making it taught me a few lessons: a stronger contrast between the hat fabrics (black and dark purple) would have made the Snail's Trail stand out more, and experimenting with different free-motion quilting designs added wonderful texture. The pebble quilting in light purple thread on black fabric, the varied motifs for each hat, and the witches' wild hair all give it character.

Another favorite is *The Witch Is In*, which I first made for my office door at Purdue and now hangs on my pantry door at home. It was a joy to



Joan Fulton, 2025 LNCQ President

make—from the wool embroidery and cobweb quilting to finding tiny glass beads for the cat's eyes.


My fascination with witches has never been about the darker folklore. Curious about "good witches," I found this beautiful description:

Good witches use their magic to uplift—helping others discover their own strength, healing, and wisdom. Rooted in compassion and intuition, they remind us of the power we already hold.

I think quilters—and especially LNCQ members—embody these "good witch" qualities every day. Through compassion, wisdom, creativity, and quiet acts of kindness, we use our craft to lift one another up and strengthen our community.

Maybe that's the real magic of quilting—it reminds us that with a needle, thread, and a little imagination, we all have the power to create something beautiful.

Joan




## Welcome New Members!

A warm welcome to these new members who joined in August. We look forward to getting to know you!

- Linda Riead

If you've been a member for a year or less, join us at **12:30 in the atrium** on the regular LNCQ meeting day. Guests are also welcome! You'll receive the big red "I'm New" button and have a chance to meet others in a friendly circle of chairs around a quilt-covered table. Please bring a quilt—finished or in progress—to share a little about where you are in your quilting journey.



# The Quilted Forest

A big thank you to all who signed up to contribute a piece for our Quilted Forest exhibit! Your creativity and generosity will bring this project to life in a way that truly showcases the spirit of our guild. We'll be sharing details soon about upcoming work days where members can gather, stitch, and help assemble the forest together. Stay tuned—this is going to be a magical display, and we're so grateful for everyone lending their talents to make it happen.

If you haven't signed up yet, good news! The deadline to sign up to participate has been extended, so click [here](#) to fill out the form and submit your idea. Want to join in but not sure what to do for your piece? No problem! **Sign up** anyway and we will help you!



Artist Rendering

# Newsletter Giveaway!

Click [here](#) to guess how many spooky spiders are in this issue for a chance to win a quilty prize! Entries must be received by October 31<sup>st</sup>. Must be a current LNCQ member to win.

Congratulations to September's winner, Patsy R, who shared this story about her favorite fall quilt:

"BoHo heart. Made for my 9 year old granddaughter- in preparation for her High school graduation (in 9 years)."

# Membership Renewal Time!

October isn't just the spookiest month of the year—it's the start of Renewal Season!

Don't let your LNCQ membership ghost away—renew online today for 2026. Forgetting to renew? Now *that's* a horror story!

Have a friend who might like to join the fun? Any new members who sign up after October 1 will have their membership extend all the way through 2026.

[Renew Now](#)

# 30<sup>th</sup> Anniversary Committee

We're forming a special committee to plan exciting events for LNCQ's 30th anniversary in 2026, and we'd love your help! This team will brainstorm, organize, and bring to life memorable celebrations that honor our guild's history while making the year truly unforgettable. Whether you have big ideas, organizational skills, or just enthusiasm to share, your contributions will help make this milestone year shine. If you're interested in being part of the 30th Anniversary Committee, please reach out to [Joan](#) or [Crystal](#) to join the fun!

# October 6<sup>th</sup> Meeting Highlights

LNCQ members gathered for a vibrant October meeting featuring guest speaker **Lea McComas**, who presented an inspiring program on color. Lea shared insights into how hue, value, and contrast influence the visual impact of quilts, offering practical tips for selecting palettes. Her presentation sparked plenty of creative ideas for members eager to experiment with color in new ways.

The highlight of the business portion of the meeting was the election of the 2026 Executive Board. Joan Fulton will be reprising her role as President, along with Pat Baker as Vice President of Programs. Crystal Wentz joins the board as 1<sup>st</sup> Vice President with Ellen Rankin as Treasurer, new member Cyndy Marquez as Secretary, and Jane Rozum as Web Coordinator.

We also decided to extend the deadline to sign up for The Quilted Forest exhibit. Click [here](#) to sign up to participate!

# November 3<sup>rd</sup> Program



## On the Border

Presented by Jackie Vujcich

Tired of just slapping on four pieces of fabric (a.k.a. borders) just so you can call it a completed quilt top? Let Jackie inspire you with some border designs through a PowerPoint presentation and a small trunk show.

**Date:** Monday, November 3  
**Time:** 1:30 pm  
**Location:** [Best Western Loveland Inn](#)

# November 3<sup>rd</sup> Workshop

## “Fun and Done Table Runner” with Jackie Vujcich

This easy table runner uses a quilt-as-you-go method. When the top is complete, all you need is the binding! Great for all seasons and holiday décor. Whether you are a beginner or seasoned quilter, this is a fun and versatile project.

**Date:** Monday, November 3  
**Time:** 8:30 am  
**Location:** [Best Western Loveland Inn](#)

[Register Now!](#)



## Silent Auction Item: Pictorial Appliqué Workshop with David Taylor

Don't miss this once-in-a-lifetime opportunity to learn from award-winning quilt artist David Taylor in an intimate four-person workshop hosted at Joan Fulton's home. Enjoy homecooked meals, plenty of personal instruction, and an inspiring creative atmosphere as you dive into David's world-famous *Pictorial Appliqué* techniques. Get your group of 4 ready to bid on a truly unforgettable quilting experience!

## November Show & Tell: Fair Quilts!

Did you enter a quilt in the Larimer County Fair this year? We'd love to celebrate it! In addition to our normal Show & Tell, bring your fair quilts to the November meeting for a special Show & Tell spotlighting these wonderful entries and the talented members behind them. We'll also be welcoming the winners of the LNCQ-sponsored categories—so don't miss this chance to cheer on our quilting community!

## Community Sew Day

Join us for our next Community Sew Day, where we'll gather to create beautiful quilts for those in need. Whether you can stay all day or just drop in for a while, your stitches will help bring comfort and warmth to our community.

Location: Quilter's Dream  
Date: March 16, 2026  
Time: 10:30 – 3:30


## Superquilters!

### Sew Sweet Shout-outs, Compliments, & Thanks

Thanks to **Rose Hinman** and **Carol Mancuso** for all the help and notes on navigating through EQ8 with adding photos and custom settings for quilt designs!! - Kathy Money

Thanks to the **Quilt Together** small group! I heard from Moda regarding the national quilt contest I entered back in February. They called me this week with the results and announced that I took third place in the contest! I am really, really thrilled with the news! It's the first time I've ever entered a national contest. They will display the quilt at the Houston Quilt Market from October 4th-6th and then return it to me sometime after that. Thanks to **Eileen** for making me a special label for it and for each of you and your interest and well-wishes. It means a lot! – Jane Taysom

## Fall Retreat



Our Fall Retreat has a last-minute opening! Contact **Beth S.** for more information about how you can join the fun while helping a fellow LNCQ member who can't attend.

- YMCA of the Rockies, Estes Park (Longs Peak Lodge)
- October 20-23, 2025
- \$460 for a Double room or \$646 for a Single room

[Click Here to Join the Waitlist](#)

## January In Town Retreat

And now for something to look forward to—our January In Town Retreat at the Best Western is the perfect way to kick off the new year with friends, fabric, and lots of laughter. Thanks to Sheree Cook for planning this cozy winter sewing getaway without the travel!

**Registration opens October 17**, so mark your calendars and snag your spot before it fills.

## Holiday Party Update

December's Holiday Party is fast approaching! This year we're trying something a little different—no potluck lunch. Appetizers and desserts will be provided, so all you need to bring is your festive cheer and a readiness to bid in the **silent auction!** We'll also enjoy the Round Robin reveal, UFO Show & Tell, and the installation of the 2026 officers. Guests are welcome, so invite a fellow quilter who might like to learn more about LNCQ and share in the fun!

Our Silent Auction is shaping up to be amazing, thanks to all the generous donations we've received so far! Donations are due on or before the November 3 meeting. We're all set on fabric and kits, but we'd love to round things out with other treasures—household items, home décor, gift cards to local businesses, jewelry and accessories, specialty foods, or even services. Every contribution helps make the auction more exciting and supports LNCQ in a big way—thank you for keeping the holiday spirit shining bright!

# Spotlight on Carol Mancuso

Pat Baker and Crystal Wentz

## Meet Carol Mancuso: Blending Technology, Creativity, & Quilting

If you've spent time around LNCQ, chances are you've met Carol Mancuso, whose quilting journey is as varied and vibrant as the jewel tones she loves to sew with.

Carol first joined LNCQ about six years ago, shortly after moving to Colorado. While her husband was still living in New Mexico, Carol decided to make him monogrammed pillows for Christmas. Armed with a 30-year-old Singer, she quickly discovered the limits of her machine and made a fateful trip to the Sewing Circle. One conversation later, she found herself at the edge of what she laughingly calls "a very deep, dark rabbit hole" into machine embroidery.

From there, Carol's path exploded with creativity: digitizing embroidery designs, piecing quilts, and eventually investing in a Gammill longarm after deciding that quilting in her pajamas at home was preferable to using the shop machines at midnight. She also added a Melco XTS 16-needle embroidery machine to her studio, which now handles about 95% of her embroidery.

With a 35-year career as a software engineer, Carol has naturally gravitated toward the technical side of quilting. Her business card reads "Computer-Aided Stitchery"—a perfect reflection of her love for precision and design software.

Though she claims she "couldn't draw a stick figure," she thrives on transforming hand-appliqué patterns into machine-embroidered appliqué, merging artistry with engineering.

Carol is also a teacher at the Sewing Circle, offering classes quarterly.



She sees teaching not as a job, but as a way of giving back to the quilting community that has given her friendship, support, and inspiration. "I don't do it for the money," she says. "I do it because I like it—and I want others to enjoy it, too."

Her quilts have garnered recognition at the Larimer County Fair, where her very first entry, *Deco Gardens*, won a blue ribbon and champion in its category. Though she admits she gets nervous about judging, she remains proud of the originality and thousands of stitches that went into that quilt.

Beyond quilting, Carol's creative energy spills into other hobbies—circular sock knitting (she has five machines in her living room!), beading, flatbed knitting, and even collecting antique and 3D-printed knitting machines.



She's quick to admit she doesn't "do random"—her engineering mind demands symmetry and order—but that balance of structure and creativity is what keeps her projects so distinctive.

For Carol, LNCQ has meant more than just quilting. It has provided community, camaraderie, and lifelong friendships. Whether coordinating a retreat, experimenting with new techniques, or cheering on others' projects, Carol embodies the spirit of sharing knowledge and joy that makes quilting so rewarding.

Carol is living proof that quilting is more than fabric and thread—it's a lifelong adventure, full of color, community, and a few wonderful rabbit holes.



## 2025 Meetings & Programs

NOVEMBER 3 – 1:30 pm Jackie Vujcich

DECEMBER 1 – Holiday Party

## 2026 Meeting Dates

JANUARY 5 – 6:00 pm

FEBRUARY 2 – 1:30 pm

MARCH 2 – 6:00 pm

APRIL 6 – 6:00 pm

MAY 4 – 1:30 pm

JUNE 1 – 6:00 pm

JULY 2026 – NO MEETING

AUGUST 3 – 1:30 pm

SEPTEMBER 14 – 6:00 pm

OCTOBER 5 – 6:00 pm

NOVEMBER 2 – 1:30 pm

DECEMBER 7 – Holiday Party

quilty q & a >>>

**Q:** Is it okay to use Frixion pens for marking fabric?

**A:** According to Pilot®, the “erasable” ink in Frixion pens can reappear when exposed to UV rays. Erasing doesn’t actually remove the ink—it just makes it invisible. For marking diagonals on half-square triangles, they’re generally safe. But if you use them on the quilt top (for quilting lines, embroidery patterns, etc.), be sure the ink is completely covered (for example, with embroidery stitching) and limit the quilt’s sunlight exposure.

**Q:** I love retreats, but the chairs can be uncomfortable. How can I make myself more comfortable?

**A:** Try adding portable wheels by attaching tennis balls to three-wheeled casters (available on [Amazon](#)). Just cut a hole in the tennis balls for the chair legs, and you’ll be rolling in comfort! Another option is to bring your own chair or seat cushion. To pack an office chair efficiently, flip it upside down—place the seat upside down on your car’s back seat and tuck the chair back into the footwell.

## For Sale by Members

Looking for great deals on quilting tools and machines? Click the button above to explore items listed by fellow members.

Current member login required to view items for sale.

This service connects members but does not constitute an endorsement of the items for sale.

## Women of the Cloth Row by Row challenge

Did you collect Row by Row kits from 2020 on? Are they still in your stash, unfinished? This year, the *Women of the Cloth* small group is hosting a challenge to get those projects done!

Starting in January 2026, join in the fun—everyone is welcome. Let’s see how many we can finish this year! There will be prizes for the most completed kits and for those who finish one each month (12 total this year).

If you don’t have any but want to participate, contact *Women of the Cloth*—they can help you find some. If you have extra kits you no longer want, WOC can rehome them to someone who will love them.

For details or assistance, contact: Dena Johnson at 303-674-5117 or Paula Denee. And remember—you can make your Row by Row kits into a large quilt, table runners, or even wall hangings.

## Postcard Requests

One function of the guild is to show caring concern for guild members going through difficult times so please send requests to Eileen Maelzer, hospitality chair, to ask that a quilted postcard of encouragement be sent to a LNCQ member and it will be mailed. Thanks to all the LNCQ members who have hand-made these quilted postcards. They are very special. Send your request to [hospitality.lncq1996@gmail.com](mailto:hospitality.lncq1996@gmail.com)

## final thoughts >>>

Crystal Wentz

October is when quilts earn their place as true guardians of the night. Not only do they keep us warm, but they also offer a handy layer of protection from creaky floorboards, drafty windows, and anything with glowing eyes in the corner.

This is the month to let quilting lean into its playful side: pumpkin oranges, inky blacks, and even a bat or skeleton print pulled from the depths of your stash. Stitching late into the night feels less spooky when you know your fellow quilters are out there doing the same—piecing, quilting, laughing at tangled threads, and keeping the lights burning bright.

After all, quilting is never just about fabric. It's about gathering together, finding inspiration, and knowing there's always someone who understands the joy (and the mischief) of our craft. May your seams be straight, your candy bowl be full, and your quilting friends be close at hand—even if just in spirit.



Photo courtesy of Beth Soderquist

## next month >>>

### November: Stitches & Stuffing

CALL FOR SUBMISSIONS:

Send your favorite Fall quilt photos or quilting tips to [newsletter.lncq1996@gmail.com](mailto:newsletter.lncq1996@gmail.com) by October 31<sup>st</sup>.

## quilting community news >>>

Looking for more ways to fuel your creativity and connect with fellow quilters? Here are some upcoming quilting events & news that might pique your interest! While these events aren't officially hosted or endorsed by LNCQ, we're sharing them as a service to our members who love to stitch, learn, and explore!

### Arapahoe County Quilters Online Auction

Bid on great quilts, handmade goods, and more! Benefiting ACQ charitable quilt activities and continuing education!

Bidding available October 9<sup>th</sup>  
9:00 p.m. through October 19 5:00 p.m

For more information, click [here](#)

### Fabric Sale!

The American Sewing Guild's Laramie Chapter is having a huge sale!

Saturday October 18, 2025  
9:00 AM – 2:00 PM

Albany County Fairgrounds Activity Center  
Laramie, WY

Loads of quilting fabric, bolted fabric yardage, vintage fabrics, cutting tables. Credit cards accepted.

### RMQM Exhibits:

October 20, 2025 –  
January 17, 2026

#### Main Gallery:

Quilts Inspired from Down Under - a solo exhibit by Bonnie Murphy

#### Northeast Gallery:

The Grandeur of the Moment - a solo exhibit by Linda Anderson