

in this issue >>> Letter from the President
LNCQ News & Events
The Quilted Forest

Member Spotlight
Quilty Q&A
Quilting Community News

Your Monthly Link to LNCQ

LNCQ

life

June 2025

**FUN, SUN, &
SCRAPS**

letter from the president >>>

Joan's Journal

Finding Beauty in the Leftovers

Summer's here, and it's the perfect time to dig into your scrap bins and see what inspiration strikes. This month's theme, *Fun, Sun, and Scraps*, feels right for the season—bright, eclectic, and maybe a little unpredictable, just like a good crazy quilt.

Crazy quilts first gained popularity in the late 1800s, and they were all about improvisation. No repeating blocks, no rigid layout—just bits of fabric, often from clothing or home textiles, brought together with embroidery, trim, and sometimes a little whimsy. They're the original "more is more" quilts.

The photos with this letter include two takes on the crazy quilt tradition. One is a wallhanging I



Joan Fulton, 2025 LNCQ President

“
Scraps can
lead to
unexpected
treasures
”



finished for a local gallery exhibit (above)—it started years ago in an embellishment class with Judith Baker Montano.

Like many crazy quilts, it was hard to decide when it was done. With all the stitching and details, there's always room for one more feather stitch or bit of ribbon.

The other (left) is a block I made using scraps from clothes I sewed for my mom during her time in hospice. Instead of tossing those leftover fabrics, I stitched them around a silk-printed photo of my parents. It's a small piece, but it holds a lot.

Whether you're embellishing something to the max or simply trying to use up the pile of fabric by your sewing machine, I hope you find a little joy in the process. Scraps can lead to unexpected treasures.

Joan

Welcome New Members!

A warm welcome to these new members who joined in May. We look forward to getting to know you!

- Bonnie Wall
- Pat West
- Diana Dwyer

Scrappy Giveaway!


Click [here](#) to tell us what you do with *your* scraps and enter for a chance to win a quilty prize! Entries must be received by May 31.



June 2nd Meeting Highlights

PROGRAM

This month's program offered a look into the history of sashiko, the traditional Japanese stitching technique. The presentation explored how sashiko began as a practical method for reinforcing and mending clothing in rural Japan, using simple running stitches to extend the life of garments. Members saw examples of traditional patterns, learned about the functional origins of the technique, and discovered how sashiko has influenced today's visible mending and modern quilting. If you weren't able to attend, you can view a recording of the presentation starting July 1st in the Members Only area of the website.



THE QUILTED FOREST UPDATE

We're thrilled about the upcoming *Quilted Forest* exhibit and can't wait to see the imaginative, forest-themed work our guild members will create! At our June meeting, David Taylor answered questions and offered guidance. He reminded everyone that each piece must stay within the exhibit's size requirements—**measured at the widest point**.

To ensure the exhibit reflects the incredible talent of our guild, participants will be asked to have **at least one progress check-in** with David or a committee member. These check-ins are a great opportunity to get input and make sure every piece is exhibit-ready for the museum setting.

We know our members will rise to the occasion with creativity and skill. To help with planning and curation, we're asking everyone who intends to participate to **commit by the October 6th general meeting**. That gives us time to organize and support everyone involved—and gives you time to start planning your forest-inspired masterpiece!



Fall Retreat Update!

Lauri Dykstra



We can hardly contain our enthusiasm as we gear up for our upcoming Fall Quilt Retreat! Mark your calendars because our sign-up will be released in July, and trust us, you won't want to miss it!

This year, we're heading to the stunning Y in Estes Park, where the breathtaking fall foliage will be the perfect backdrop for our creative escapades. Imagine cozying up with fellow quilting enthusiasts, surrounded by the vibrant colors of autumn, as we stitch together memories and masterpieces!

Get ready for a week filled with inspiration, laughter, and, of course, plenty of quilting! We can't wait to share all the details with you, so stay tuned. Let's make this fall retreat one to remember!

Mark your calendars:

- **Location:** YMCA of the Rockies
- **Dates:** October 20–23, 2025

August 4th Meeting 1:30 pm


“Sew Many Curves”

Presented by Yvonne Phenicie

LNCQ is thrilled to welcome **Yvonne Phenicie** for an inspiring and educational program. Yvonne is a certified **Sew Kind of Wonderful** instructor and brings a wealth of knowledge, creativity, and passion for modern quilting.

She will be presenting a trunk show featuring a stunning collection of quilts made with the popular Quick Curve Ruler, along with a variety of other techniques that showcase her unique style and skill. Whether you're new to curved piecing or looking to expand your quilting toolbox, Yvonne's presentation promises to offer valuable tips, ideas, and plenty of inspiration. Don't miss this exciting opportunity to learn from a nationally recognized instructor and see her beautiful work up close!

Date & Time: August 4, 2025, 1:30 pm **Location:** [Best Western Loveland Inn](#)



August 4th Workshop: Curve it Up!

Join Yvonne Phenicie for a fun and inspiring day of quilting as we explore the *Curve It Up* sampler by Sew Kind of Wonderful! This creative class puts a fresh, modern spin on twelve traditional quilt blocks using the Quick Curve Ruler. No pins, no stress—just smooth, easy curves and stunning results. Class runs from 8–12:30, breaks for our general meeting, and wraps up with a final session from 4–5:30.

Please be sure to order your Quick Curve Ruler and Curve It Up pattern in advance from your local quilt shop or directly from [Sew Kind of Wonderful](#)—limited supplies will be available the day of class. Don't miss this chance to elevate your quilting skills and have a great time with fellow quilters!

Date: Monday, August 4
Time: 8 am - 12:30 pm and 4 pm - 5:30 pm
Location: [Best Western Loveland Inn](#)
Cost: \$60

[REGISTER NOW](#)

Upcoming 2025 Programs

AUGUST 4
Yvonne Phenicie

OCTOBER 6
Lea McComas

NOVEMBER 3
Jackie Vujcich

quilty q & a >>>

Q: I'm overflowing with scraps! What are some fun ways to use them this summer?

A: Try making scrappy placemats, picnic quilts, or fabric-covered journal covers. String blocks are perfect for sunny sewing days, and crumb quilting is a great way to relax while using up even the tiniest bits.

Q: I hate scraps! What can I do to get rid of them?

A: Redistribute them at a guild meeting! One quilter's scraps are another quilter's treasures... So bring your scraps to a guild meeting and ask around to see who will treasure them!

Q: I'm traveling this summer—how do I keep quilting on the go?

A: Portable projects like hexies, applique, or binding are perfect for car rides or hotel stays. Pack a small “travel sewing kit” and your favorite scraps.

Submit your quilty questions to newsletter.lncq1996@gmail.com

THE QUILTED FOREST

An Immersive Quilt Exhibit presented by LNCQ, curated by David Taylor Art Quilts, and displayed at the Rocky Mountain Quilt Museum

THE QUILTED FOREST celebrates our abundance of National Forests in Colorado. What better venue to showcase the talents of Northern Colorado Quilters than the Rocky Mountain Quilt Museum?

The quilts will be suspended from the ceiling, allowing visitors to walk amongst the creations. Double-sided quilts are preferred, but single-sided will be considered for wall placement.

We are looking for new creations reflecting the lush diversity of flora and fauna found in the forest. Let your imagination run wild!

Depictions of rocks and streams; trees and wildflowers; all kinds of critters and creatures (both real and imaginary); settings in winter, spring, summer or fall – all are acceptable. Humans interacting with nature also fit nicely into the exhibit theme.

The Quilted Forest exhibit will debut at the Rocky Mountain Quilt Museum in Golden, Colorado, in July 2027.

Ideas for submissions and confirmation of participation will be due at the LNQC meeting on Monday, October 6, 2025. Quilts must be completed by May 2027.

For questions or assistance with your project, please email David Taylor: david@davidtaylorartquilts.com.



Artist Rendering



CALENDAR:
announcement
May 5, 2025

confirmation of participation and submission of ideas
Monday, October 6, 2025

community work days
To be determined. Watch for announcements in the LNCQ newsletter

quilt review and acceptance
November 2026

completed quilts due
May 2027

www.LNCQ.org

PARAMETERS:

Width or diameter: Quilts should be at least 6 inches but no more than 16 inches in width or diameter.

Height: Quilts should be at least 72 inches but no more than 120 inches tall.

SUBJECT:

Quilts must be representative of forest life found in Colorado. Quilts are not required to be pictorial or landscape in nature.

Representational art is not a requirement. Traditional, abstract, modern, contemporary ... all aesthetics are welcome.

Mammals, insects, trees, plants, wildflowers, humans, landscapes, waterscapes, etc., are all acceptable as subject matter and should be reflective of the forest theme.

TECHNIQUES:

Appliqué or pieced, mixed, hand or machine, foundation-pieced, whole cloth, painted, thread-painted, embellished, shaped, single-sided, double-sided or dimensional ... Explore it all!

REMINDERS:

This is not a competition. Create from your heart and see what grows!

In order to achieve maximum participation, we are not implementing an entry fee.

Entrants must be a current member of the League of Northern Colorado Quilters to participate.

David M. Taylor will be the exhibit curator and is serving as liaison with the Rocky Mountain Quilt Museum. He is responsible for making final selection of submissions.

Spotlight on Vickie Bajtelsmit

Pat Baker and Crystal Wentz

NEW MEMBER PIECES WITH HER HEART – NO PATTERN NEEDED

If you've been around LNCQ long enough, you've probably seen the creative output of this month's spotlight member—whether it's in the guild show and tell, a community service quilt, or a dazzling original piece with embellishments galore. A member since the early 2000s, with a brief break in the middle, Vickie has made her mark as a prolific quilter with a deep love for color, fiber, and innovation.

Her quilting journey began after years of garment sewing. "I made prom dresses for my sister and myself, all kinds of clothing," she recalls. But when ready-made clothing got too inexpensive to compete with, she redirected her fiber obsession into quilting. Her first quilt—a baby quilt—was soon followed by one for her own bed in the early 1980s. Entirely self-taught, she later took a class at the Fig Leaf that, while ending in a "disaster quilt," helped her learn what not to do.

These days, she embraces nearly every quilting technique except hand quilting. She's especially drawn to handwork and loves combining applique with piecing for textural contrast. Her favorite quilt? A unique bird-themed piece with three-dimensional wings and a purple back ground that never fails to elicit a "wow" from viewers.

She is a self-professed purple person, magnetically drawn to richly saturated batiks, and admits to trying to balance her palette to avoid turning every quilt violet. As for favorite designers, she

gravitates toward the bold and complex—Sue Spargo, Jacqueline de Jonge, and Judy Niemeyer are at the top of her list.

Beyond her own projects, she's a driving force in the Batting Beauties, one of LNCQ's long-running small groups. As the self-appointed lead for their charity quilts, she designs and pre-cuts the projects, creating monthly packets for the group. "I just like cutting things up," she says with a laugh. That enthusiasm has led to an average of 20 quilts donated each year to organizations like Gabriel House, Project Linus, Hospice, and CSU's support program for former foster youth.



“Quilting is about the process, not the product”

She's also had quilts accepted into juried shows, including a Cherrywood challenge that toured nationally for two years, and another original design featured in a Denver exhibition. But for her, the process is the real joy. "Quilting is about the process, not the product," she emphasizes—though her family would argue they're pretty happy with the product, too. Every niece and




nephew has received a wedding quilt, plus an annual table runner themed for a holiday of her choice.

When she's not quilting, you might find her knitting, golfing, playing competitive bridge, or watching *Jeopardy!* with her newlywed husband of six months—after 17 years together. (Yes, surprise! They tied the knot last November.) She also has aspirations to write a novel and has already published academic books and articles from her 30+ year career as a finance professor at CSU.

Her best tip for quilters? Mix up your fabric values—don't stay stuck in the middle tones. And her advice for new quilters? "Don't take it too seriously. If you can't see the mistake from the back of a horse riding past the quilt, it's not a problem."

We'd say that's a philosophy worth stitching into your next project.



AVAILABLE FOR PRE-ORDER NOW!

QUILTER'S PRESSING BOARDS

Each board is covered in silver water- and scorch-resistant thermal fabric, making it easy to wipe away any water leaks from your iron. Put one on top of a chest of drawers or cabinets for a stable pressing station with storage.

Choose the size that fits your space:

- Portable Pressing Surface (24"x24") – \$30
- Medium Pressing Surface (24"x48") – \$60
- Large Pressing Surface (24"x72") – \$90



TABLETOP BLOCK DESIGN BOARDS



Perfect for quilters, these tabletop block design boards make fabric layout easy and portable. Each board features a sturdy yet lightweight poster board core, layered with soft batting to hold fabric pieces in place without pins. The edges are neatly finished with decorative tape for a polished look and extra durability. Use them to arrange quilt blocks, audition fabric combinations, or transport pieces from the cutting table to the sewing machine without shifting.

This set includes three convenient sizes to suit a variety of project needs – 17" square, 12" square, and 8" square.

- Tabletop Block Design Boards (set of 3) – \$15

AVAILABLE TO ORDER THROUGH JUNE 30

Boards will be constructed in July and available for pickup at the August 4 general meeting. If you're unable to attend the meeting—or if the boards don't quite fit in your car or space—we're happy to arrange home delivery.

[CLICK HERE TO ORDER](#)

This fundraiser is brought to you by Ways & Means. A big thank you to Becky Williamson and Pat Baker for volunteering for this fundraising sub-committee!

Community Sew Day

Mary Doty

Monday, July 14
10:30 am – 3:30 pm

Quilter's Dream
281g E 29th St.
Loveland, CO 80538

Bring your sewing machine & rotary cutter or pick up a top to take home for longarm quilting. Join us in serving the community with quilting!

Postcard Exchange

Carla Lucas

LNCQ is partnering with the Quaking Aspens Quilt Guild of Boulder for a 2025 Postcard Exchange! The theme is "Happy Summer" or "Blossoms and Butterflies," and postcards will be exchanged by mail between August 1 and August 15. Full details and the registration form are available now near the bottom of the [Event Registration](#) page of the LNCQ website.

For Sale by Members

Looking for great deals on quilting tools and machines? Click the button above to explore items listed by fellow members.

This service connects members but does not constitute an endorsement of the items for sale.

final thoughts >>>

Crystal Wentz

As summer kicks into full swing, many of us find ourselves craving lighter projects, playful patterns, and a good excuse to dive into that overflowing bin of fabric scraps. There's something deeply satisfying about turning leftover bits into something bright and cheerful—much like summer itself.

This season is about ease and enjoyment. Whether you're hand-stitching on the patio, piecing blocks between garden breaks, or packing a portable project for vacation, let your creativity feel as breezy as a summer afternoon. Scrappy projects remind us that beauty can come from what's already in our hands—and that sometimes, the best quilts start with no plan at all.

Here's to quilts that are colorful, carefree, and full of summer joy.



FOUND QUILT!

A lovely quilt was found after the May meeting, and it seems to be missing its way home! We're not sure if it's a community service quilt or a personal project, but either way, it's looking for its quilter. If you think it might be yours, please get in touch so we can help this quilt find its rightful home...

next month >>>

July: Red, White, & Sew!

CALL FOR SUBMISSIONS:

Send your red, white, and blue quilt photos or quilting tips to newsletter.lncq1996@gmail.com by June 30th.

Photo courtesy of Kathy Winter



quilting community news >>>

Looking for more ways to fuel your creativity and connect with fellow quilters? Here are some upcoming quilting events & news that might pique your interest! While these events aren't officially hosted or endorsed by LNCQ, we're sharing them as a service to our members who love to stitch, learn, and explore!

Larimer County Fair

Time for LNCQ members to enter their beautiful quilts in the local county fairs! The Larimer County Fair is accepting entries until July 29.

Click [here](#) for more information on how to enter your quilts in the 2025 Larimer County Fair.

41st Annual New Legacies Contemporary Art Quilts Exhibit

The [Lincoln Center](#) in Fort Collins is exhibiting a collection of contemporary art quilts **Jun 25 – Aug 22, 2025**.

This juried exhibition features the current work of the finest national contemporary quilt artists. Art quilts accepted for exhibition will exemplify innovation in quilting and surface design techniques as well as excellence in artistic composition and craftsmanship. The goal of the exhibition is to recognize the world's finest contemporary quilt artists and to advance the art form.

Click [here](#) for more information.