

in this issue >>> Letter from the President
LNCQ News & Events
The Quilted Forest

Member Spotlight
Quilty Q&A
Quilting Community News

Your Monthly Link to LNCQ

Not a member?
Click [here](#) to join us!

LNCQ

life

September 2025

FALL, FABRIC, &
FRIENDSHIP

letter from the president >>>

Joan's Journal

Fall is here!

It's such a wonderful season—the evenings are cooling off, the days are pleasant, and the colors are spectacular, both in the leaves and in our fabrics.

The first quilt show I ever attended was Quilt-A-Fair, while I was visiting Colorado from Indiana. I remember being completely blown away by the vibrant colors and exciting patterns that celebrated both fall and the upcoming holiday season. A couple of years later, I traveled to the AQS show in Paducah, Kentucky. While the variety of quilts and vendors there was impressive, I found myself missing the burst of seasonal energy that Quilt-A-Fair had offered. For me, that first Colorado show left the stronger impression—and it's part of what made me fall in love with quilting in the fall.



Joan Fulton, 2025 LNCQ President

Welcome New Members!

A warm welcome to these new members who joined in August. We look forward to getting to know you!

- Kim Urcheck

“This time of year always feels like a fresh start”



This time of year always feels like a fresh start—the rhythm of school, the anticipation of the holidays, and here at LNCQ, a lineup of wonderful programs and workshops. I'm especially looking forward to our Holiday Party on December 1, 2025. We'll have a fantastic selection of themed baskets to bid on in the silent auction (with payment accepted by cash, check, or card). We'll also enjoy the big reveal of Round Robin and UFO projects that members have been working on all year. And of course, there will be plenty of delicious finger foods—perfect for mingling and catching up with old and new friends alike. Remember that December is a free-guest month, so think about who you might bring along to share the fun.

The quilt featured here is one I made in the fall of 2018. I'd seen magazine photos of leaf blocks made in two parts and decided to give the idea a try. I chose the Maple Leaf design since the quilt was meant for my parents in Canada. They enjoyed it for several years, and when it returned to me after they passed away, it became a quilt I treasure each fall.

Joan

Newsletter Giveaway!



Click [here](#) to tell us about your favorite fall quilt and enter for a chance to win a quilting prize! Entries must be received by September 30. Must be a current LNCQ member to win.

Congratulations to August's winner, Laretta O, who shared this story about her favorite summer quilt:

"My favorite summer quilt is one I made at the request of my mother when she came to live with me four years ago. My mother had been a quilter herself, but as her vision declined, she could no longer sew. In those years, I became her quilter. The joy and appreciation she showed for the quilts I made are memories I will always cherish.

This particular quilt was made from a snowflake pattern, but instead of the traditional blue and white, I used bright, cheerful Tula Pink fabrics in shades of pink, purple, and lavender, with a soft pale pink background. Mom loved it. Each spring, her winter quilt would be carefully folded away, and this summer quilt would go on her bed, filling her room with color and light.

Update: Fundraising Success!

Thank you to everyone who supported our recent mums fundraiser and T-shirt sales—both were a great success! Because of the strong demand, we have ordered more T-shirts, so if you missed out on the first batch, you'll be able to pick one up at upcoming meetings. Your participation helps keep LNCQ thriving. Proceeds from our fundraisers make it possible to bring in inspiring speakers, cover room rentals for our meetings, and fund purchases for our Community Service quilts. Every mum sold helps us continue both our programming and our outreach to the community.

30th Anniversary Committee

We're forming a special committee to plan exciting events for LNCQ's 30th anniversary in 2026, and we'd love your help! This team will brainstorm, organize, and bring to life memorable celebrations that honor our guild's history while making the year truly unforgettable. Whether you have big ideas, organizational skills, or just enthusiasm to share, your contributions will help make this milestone year shine. If you're interested in being part of the 30th Anniversary Committee, please reach out to [Joan](#) or [Crystal](#) to join the fun!

September 8th Meeting Highlights

We enjoyed a full afternoon of quilting inspiration at the September meeting. The day began with a wool appliqué workshop where participants learned new techniques and created beautiful pieces. Our program featured the Rocky Mountain Quilt Museum, which presented an engaging talk on the history of blue and white quilts. This was followed by a stunning trunk show highlighting blue and white quilts spanning from the 1800s through the 2020s.

During the business meeting, members approved two important bylaw changes. The first formally made the Web Coordinator an Executive Board position, recognizing the vital role technology plays in keeping our guild connected. The second change allows elections to take place at any time in the fourth quarter, giving the guild greater flexibility in transitioning board members before the busy holiday season when possible.

October 6th Program



This program by Lea McComas will explore how color choices can make or break a quilt design. Topics include: the *Color Wheel*—its history and structure; *Color Schemes*—combinations that work and strategies for fixing those that don't; *Value*—why light vs. dark often matters more than hue; *Temperature*—the visual and emotional effects of warm and cool tones; and *Proportion*—how to balance “timid” colors with “bully” colors so they all work together harmoniously. Whether you're selecting fabrics for your next quilt or refining your design skills, this lecture will provide practical tools and inspiration to help your colors shine.

Date: Monday, October 6
Time: 1:30 pm
Location: Best Western Loveland Inn

October 6th Workshop



Join Lea McComas for an exciting exploration of color & composition while creating a series of 4" x 6" fiber artworks. Together, you will experiment with a variety of color schemes, and no-fail recipes for composition. Experiment with value, line, repetition, shape, and texture. Arrive ready to laugh, share, and create the unexpected. Postcards will be assembled in the workshop, and stitched at home to create unique works of art made by YOU. Your creations can be given as postcards, framed as small works of art, or kept for future reference and inspiration.

Location: Best Western Loveland Inn **Date:** October 6, 8:30 am–12:00 pm
Price: \$30 Workshop Fee + \$30 Kit fee (payable to instructor at class)

[Register Now](#)

November 3rd Program



On the Border

Presented by Jackie Vujcich

Tired of just slapping on four pieces of fabric (a.k.a. borders) just so you can call it a completed quilt top? Let Jackie inspire you with some border designs through a PowerPoint presentation and a small trunk show. (Suggested full-day workshop: "On the Border": speed-piece techniques for various borders and the math that goes along with it.)

Date: Monday, November 3
Time: 1:30 pm
Location: Best Western Loveland Inn

November 3rd Workshop

“Fun and Done Table Runner”

with Jackie Vujcich

This easy table runner uses a quilt-as-you-go method. When the top is complete, all you need is the binding! Great for all seasons and holiday décor. Whether you are a beginner or seasoned quilter, this is a fun and versatile project.

Date: Monday, November 3
Time: 9:00 am
Location: Best Western Loveland Inn

Registration Details Coming Soon!



Special Events

The third Round Robin pass is coming up on **October 6**, so be sure to have your projects ready to trade. Don't forget—**UFO projects are due by the Holiday Party** as well. Both the Round Robins and the UFO finishes will be featured in a special **Show & Tell at the Holiday Party on December 1**—a perfect way to celebrate your hard work and creativity!

Silent Auction Item: Grapes & Bubbles Basket

Get ready to celebrate the season with this sparkling auction item! A set of four champagne flutes, each decorated with graceful grape motifs, is paired with a bottle of crisp Prosecco. Perfect for toasting at holiday gatherings, ringing in the New Year, or gifting to someone special, this set is a festive way to add sparkle to your celebrations.



The Quilted Forest

Want to participate in the Quilted Forest exhibit but not sure where to start? You're not alone—and we're here to help! If you're interested but need guidance, reach out to David, Crystal, or Joan. We'll work with you to develop a design plan that fits your style and comfort level.

Not up for making a double-sided quilt? No problem! We'll help match you with another member so you can each make a single-sided quilt in the same size and coordinate your designs.

This is a very exciting collaboration with the Rocky Mountain Quilt Museum and a fantastic opportunity for LNCQ to showcase our guild's talent. We'll be asking for commitments by October, but if you're ready to jump in now, sign up using the form linked below.

Let's make something beautiful together!

Sign Up Now!



Artist Rendering

Community Sew Day

Join us for our next Community Sew Day, where we'll gather to create beautiful quilts for those in need. Whether you can stay all day or just drop in for a while, your stitches will help bring comfort and warmth to our community.

Location: [Quilter's Dream](#)
Date: September 22
Time: 10:30 – 3:30

Superquilters!

Sew Sweet Shout-outs, Compliments, & Thanks


HUGE thanks to **Beth Soderquist** for selling over 20 mums to her friends and neighbors! – Ways and Means Committee

Shout-out to **Wendy Watson** for stepping up to handle communications for the Happy Stitchers group—thank you for keeping everyone connected and in the loop! – Joan Fulton

A big thank-you to **Susan Truitt** for storing all the LNCQ community service supplies—your behind-the-scenes help makes it possible for us to keep giving back! – Beth Soderquist

Big shoutout to our Membership committee chairs **Cathy Schultz and Sheila Lindquist**—LNCQ now has 175 members!

Fall Retreat



Our Fall Retreat is officially full, but don't worry—you can still add your name to the **waitlist** for a chance to join in if a spot opens up!

- YMCA of the Rockies, Estes Park (Longs Peak Lodge)
- October 20-23, 2025
- \$460 for a Double room or \$646 for a Single room

[Click Here to Join the Waitlist](#)

Save the Date: January Retreat

And now for something to look forward to—our January In-Town Retreat at the Best Western is the perfect way to kick off the new year with friends, fabric, and lots of laughter. Imagine cozy winter sewing days without the travel—just bring your projects and settle in! **Registration opens October 17**, so mark your calendars and snag your spot before it fills.

Poem for Baby

Submitted by Kathy Money, this poem is a beautiful addition to any baby quilt label or card!

It's OK if you sit on your quilt.
It's OK if your bottle gets spilt.
If you swallow some air
And you burp, don't despair,
It's OK if you spit on your quilt.
There are scraps old and new on your quilt
Put together for you on your quilt.

If your gums feel numb
'Cause your teeth haven't come,
It's OK if you chew on your quilt.
We expect you to lie on your quilt.
If you hurt, you may cry on your quilt.
On a cold rainy night,
Don't you fret, you're all right,
You'll be snug, warm and dry on your quilt.

Spotlight on Flamingo Featherweights

Pat Baker and Crystal Wentz

Meet the LNCQ small “gang” of Featherweight enthusiasts!

If you’ve ever wandered into a quilt shop on the last Monday of the month and noticed a sea of little black Singer Featherweights humming in unison, you’ve probably found the **Flamingo Featherweights**. This small group gathers around their sturdy little machines, but what really keeps members coming back isn’t just the sewing—it’s the people.

The group regularly draws 20–25 quilters, and the room quickly fills with chatter, laughter, and the steady hum of stitching. While most bring their Featherweights as an excuse to use these beloved classics, others come to cut, piece, or simply soak up the atmosphere. Members are quick to swap tips, help one another solve mechanical hiccups, and encourage each other through long-term projects.





More than once, someone has said the best part of the group is knowing that if your machine gives you trouble—or your creativity stalls—someone will be there with the right tool, advice, or just a nudge to keep going.

Though they usually focus on individual projects, the Flamingos sprinkle in shared activities and challenges. Trick-or-treat bags stitched for a Halloween sew day were a recent favorite, and members still smile when they pull out their matching T-shirts declaring, “We’re a small gang—trouble when we get together.” That sense of humor and lighthearted fun is as much a part of the group as the sewing itself.

What makes the Flamingo Featherweights especially inviting is their openness. Anyone with a Featherweight is welcome to join, and many visitors who stopped by once have found themselves coming back again and again. Some even went on to become LNCQ members after experiencing the group’s welcoming spirit. The Flamingos often describe their circle as a sisterhood—supportive, lively, and full of good-natured mischief. For many, it’s as much about belonging as it is about quilting.

For these quilters, Featherweights are more than machines; they’re companions that keep hands busy, minds sharp, and creativity alive. But the real magic of the Flamingo Featherweights is the fellowship—the way members flock together, celebrate each other’s triumphs, and share the simple joy of sewing side by side. Or, in their own words: “As flamingos, we flock.”



2025 Meetings & Programs

OCTOBER 6 – 1:30 pm Lea McComas

NOVEMBER 3 – 1:30 pm Jackie Vujcich

DECEMBER 1 – Holiday Party

2026 Meeting Dates

JANUARY 5 – 6:00 pm

FEBRUARY 2 – 1:30 pm

MARCH 2 – 6:00 pm

APRIL 6 – 6:00 pm

MAY 4 – 1:30 pm

JUNE 1 – 6:00 pm

JULY 2026 – NO MEETING

AUGUST 3 – 1:30 pm

SEPTEMBER 14 – 6:00 pm

OCTOBER 5 – 6:00 pm

NOVEMBER 2 – 1:30 pm

DECEMBER 7 – Holiday Party

quilty q & a >>>

Q: What quilt block screams autumn?

A: The Maple Leaf block—it's classic, simple, and perfect for fall colors.

Q: What's a quick project for fall decorating?

A: A quilted table runner in harvest tones—fast to piece, easy to quilt, and a great seasonal accent. Bonus: Make it reversible with one side for fall and the other for the holiday season!

Q: What's a fun way to quilt with friends?

A: Try a themed block swap—each person makes several blocks in the same size, then trade so everyone goes home with a variety.

For Sale by Members

Looking for great deals on quilting tools and machines? Click the button above to explore items listed by fellow members.

Current member login required to view items for sale.

This service connects members but does not constitute an endorsement of the items for sale.

Free Batting Scraps

Free 13-gallon bag of batting scraps that are too small to sew together to make a quilt batting, but they would be great to use to make pet beds. Text Jerri at 970-215-0631 to arrange to get it.

Quilter Destash Sale

Multiple longtime quilters are cleaning out their shelves & offering some great stuff that you need- Notions, supplies, kits, panels, Fabric galore and surprises!! Cash or Venmo accepted.

Saturday, September 20
8am to 2pm

Click [here](#) for more information.

final thoughts >>>

Crystal Wentz

Fall always seems to invite us back to our sewing rooms. The days get shorter, the air a little crisper, and suddenly it feels just right to pull out the fabrics we've been saving and let the colors of the season guide our projects. Maple leaves, pumpkins, and warm autumn tones remind us how much inspiration nature provides for quilting.

Of course, quilting isn't just about the fabric—it's about the people we share it with. Gathering at meetings, working alongside friends at retreats, or simply swapping ideas and encouragement, the friendships we build add richness to every quilt we make. It's that sense of community that keeps us coming back, season after season.

As you enjoy this fall, may your fabric piles bring fresh ideas, may your stitches bring satisfaction, and may the friendships you've found here continue to make your quilting journey even brighter.



next month >>>

October: Pumpkins & Patchwork

CALL FOR SUBMISSIONS:

Send your favorite Fall quilt photos or quilting tips to newsletter.lncq1996@gmail.com by September 30th.

quilting community news >>>

Looking for more ways to fuel your creativity and connect with fellow quilters? Here are some upcoming quilting events & news that might pique your interest! While these events aren't officially hosted or endorsed by LNCQ, we're sharing them as a service to our members who love to stitch, learn, and explore!

Quilt-a-Fair

**QUILT SHOW 2025 THEME -
CELEBRATE QUILTING!**

September 25th, 26th, 27th

[Boulder County Fairgrounds](#)
[9595 Nelson Rd, Longmont](#)

Click [here](#) for more information.

Interfaith Quilters of Longmont Holiday Quilt Boutique

Saturday October 4, 2025
9:00 AM – 2:00 PM
\$1.00 entry donation

[First Lutheran Church](#)
[803 Third Ave, Longmont, CO](#)

Featuring holiday items:
wall hangings, table linens,
lap quilts, baby quilts

Proceeds benefit
Safe Shelter of St. Vrain Valley
OUR Center

Pieceable Friends Quilt Guild Fundraiser & Sale

September 16th, 2025 from 6:30pm
to 8:30 pm or closing

[Trinity Lutheran Church](#)
[3000 35th Avenue](#)
[Greeley Colorado](#)

across from Home Depot

Fabric, patterns, kits, notions, and
more for sale

Silent Auction

Demonstrations

2026 Executive Board Nominees

The strength of LNCQ lies in the dedication and creativity of its members, and each year our guild thrives thanks to the leadership of volunteers who step forward to serve. At the October afternoon meeting, we will vote on the slate of nominees for the 2026 Executive Board. Please take a few moments to get to know the candidates through their bios below. Your participation in this process ensures that our guild continues to grow, support one another, and celebrate the art of quilting together.



Joan Fulton, President

Joan Fulton joined LNCQ in 2021 when she moved back to Colorado from Indiana. She began sewing as a young girl, learning from her mother and grandmother, and shifted her focus from garments to quilts in the 1990s. Joan served as VP Programs in 2023, Program Host and 1st Vice President in 2024 before stepping into the role of President in 2025. Joan is enthusiastic about the exciting things happening in LNCQ and looks forward to another year leading the guild as President.

Crystal Wentz, 1st Vice President

Crystal began quilting as a child and was a dues-paying member of her local and state quilt guilds by middle school. Over the years, her quilting journey has included making quilts for family and friends as well as business ventures in pattern design, longarming, teaching, speaking, and owning a handwork supply shop. She joined the LNCQ Board in 2021 as Web Coordinator, where she redesigned the website and set up the guild's online registration and payment system. In 2022, she passed the role to the talented Margaret Reek so she could focus on her young family. Crystal returned in 2025 as Newsletter Coordinator and Ways & Means Co-Chair and is excited about the opportunity to serve as First Vice President. She is passionate about preserving the heritage of quilting and about making guild programs welcoming for quilters at every stage of life.





Pat Baker, Programs Vice President

Pat moved to Ft Collins in 1976 and is still there! She started hand stitching as a young girl and began garment sewing shortly after, learning from her mother and older sister. She was away from sewing other than repairs while her children were young. She took up quilting later in life. Her sister and a local friend were her initial mentors and remain so. She rarely does anything twice and is always trying new techniques and new tools. She is an avid

follower of fabric and pattern designers.

She is currently a member of the art quilt small group and the Happy Stitchers hand sewing group. She is the Programs VP for 2026 but has been pitching in at each workshop to learn all she can about the needs to have a smooth and exciting event. She is currently working on scheduling evening meeting presentations and associated workshops. She was a member of a guild prior to LNCQ but was looking for more. She appreciates the variety of styles of quilting and the opportunities the workshops and small groups offer. She is very happy to be a member of LNCQ!

Her work background has been financially based and includes being the co-owner of multi-location retail stores for 10 years, a buyer for 17 Blockbuster Video locations, has had four insurance producer licenses for 32 years, and trained and managed a 5-person staff.

Ellen Rankin, Treasurer

Ellen Rankin joined LNCQ about 5 years ago. Her creative history has been doing needlecrafts including sewing since elementary school. She didn't start quilting until about 30 years ago. Her favorite style of quilting is traditional piecing and hand applique. She is strongly addicted to fabric scraps, and they can be anywhere from as small as 1 inch and up. She hates to see good fabric being thrown out. About 3 years ago she got a longarm quilting machine so she could finish all of the tops she had been creating over the years. She retired 12 years ago as a financial analyst with the US Navy in California and 7 years ago moved back home to Colorado. Since retiring she has been doing quite a bit of traveling and working on quilts for charity.





Cyndy Marquez, Secretary

Cynthia(Cyndy) Marquez is absolutely delighted to be in Loveland, Colorado and surrounded by the talented quilters of LNCQ, having recently retired and moved all her fabric from Miami, Florida.

Her love affair with sewing started early and she pestered her mother to let her use her sewing machine. When mom finally caved, not only did Cyndy learn to sew clothes, but learned to use a seam ripper as well, such a helpful tool. She was introduced to quilting about 25-years ago by her sister, Ruth, who had never sewn but decided to make a quilt nonetheless. Cyndy

figured if Ruth could do it, so could she. Siblings - go figure.

Cyndy loves discovering traditional quilt blocks, bringing them to life with non-traditional colors and settings. Over the years, she's made many scrap quilts for charity and understands that quilts are so much more than thread and fabric but a way to give a special hug and let someone know they are loved. One of her favorite missions is to show her grandkids the creative possibilities of quilting and hopes to pass this love and appreciation for quilts to another generation.

Jane Rozum, Web Coordinator

Jane has resided in Colorado since 1990 and considers Northern Colorado her true home. With no family history of quilters, she caught the bug after watching a quilting program on PBS with Penny McMorris sometime in the late 1980's. Joining LNCQ in 2017, she served as Program VP from 2020-2022. She spent several years before retirement with a volunteer organization, writing and editing a website. She appreciates being considered for LNCQ's web coordinator position and learning from current web coordinator extraordinaire Margaret Reek.

