



CENTRAL INDIANA
ENVIRONMENTAL ACTION PLAN

Virtual Public Meeting #2

January 9, 2024

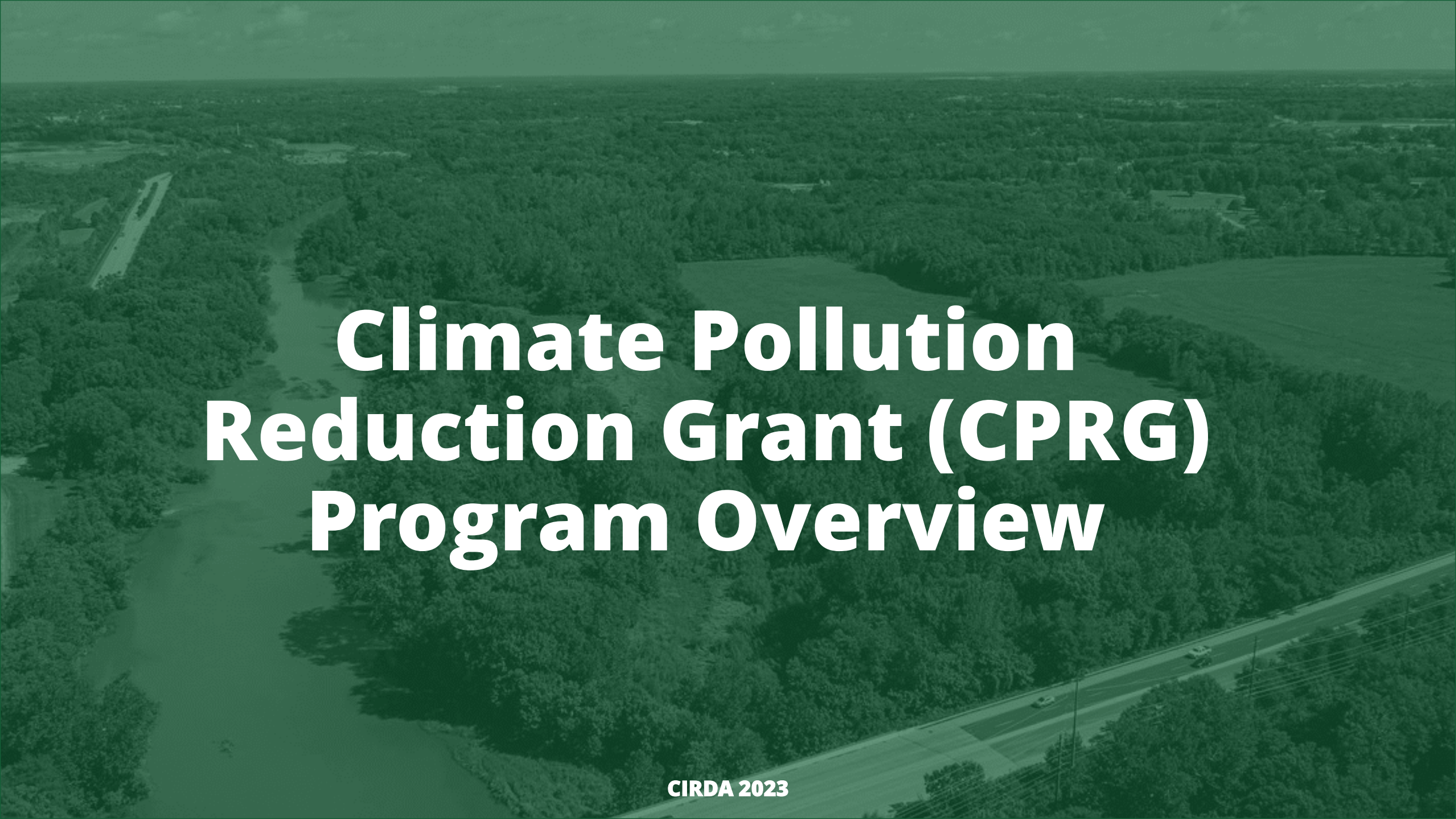
<https://centralindianarda.org/epa-grant>



Vision

- Central Indiana is developing a plan to create a more sustainable future by adopting strategies that limit greenhouse gas (GHG) emissions.
- Central Indiana is a job center and an economic hub for the state. Our regional plan will aim to:
 - Generate high-quality and high-wage job opportunities.
 - Increase the region's per capita income
 - Improve the health of our communities
 - Create vibrant places that attract and retain high caliber talent to the region and state






Climate Pollution Reduction Grant (CPRG) Program Overview

CPRG Overview

- U.S. EPA's Climate Pollution Reduction Grants (CPRG) program provides grants to states, local governments, tribes, and territories to develop and implement plans for reducing greenhouse gas (GHG) emissions and other harmful air pollution.
- Funded with \$5 billion from the Inflation Reduction Act.
- CPRG is a two-phase grant program:
 - **Phase 1:** \$250 million for noncompetitive planning grants
 - **Phase 2:** \$4.3 billion for competitive implementation grants

Greenhouse Gases (GHG) = gases that trap heat close to the Earth's surface


- Carbon dioxide
- Methane
- Nitrous oxide
- Fluorinated gases



CPRG Overview

- **CIRDA was awarded \$1 million from EPA's Phase 1 planning grant** to develop a regional plan to reduce GHG emissions and other harmful air pollution.
 - **State of Indiana** is also completing a statewide plan
- Regional plan must include **priority actions** to reduce GHG emissions in Central Indiana.
- After the regional plan is complete, **CIRDA and municipalities across the region will be eligible to compete for \$4.3 billion in EPA grants** to fund the priority GHG actions identified in the regional plan. **Submission deadline is April 1, 2024.**

CIRDA 2023



Why reduce GHG emissions?

- Some greenhouse gases in the atmosphere are necessary to sustain life on earth
- Too many emissions results in:
 - More extreme temperatures and temperature shifts (hotter summers and colder winters)
 - Disruptions to food production and supply
 - Increased likelihood of disease spread
 - Increased childhood asthma from ground-level ozone
- Negative impacts can also reinforce each other making each one worse



PROJECT TEAM



CENTRAL INDIANA REGIONAL DEVELOPMENT AUTHORITY

CIRDA is the grantee for the CPRG funds. The grant's Steering Committee is comprised of CIRDA's member municipalities.



INDIANAPOLIS METROPOLITAN PLANNING ORGANIZATION

IMPO will manage community input as it relates to the CPRG opportunity.

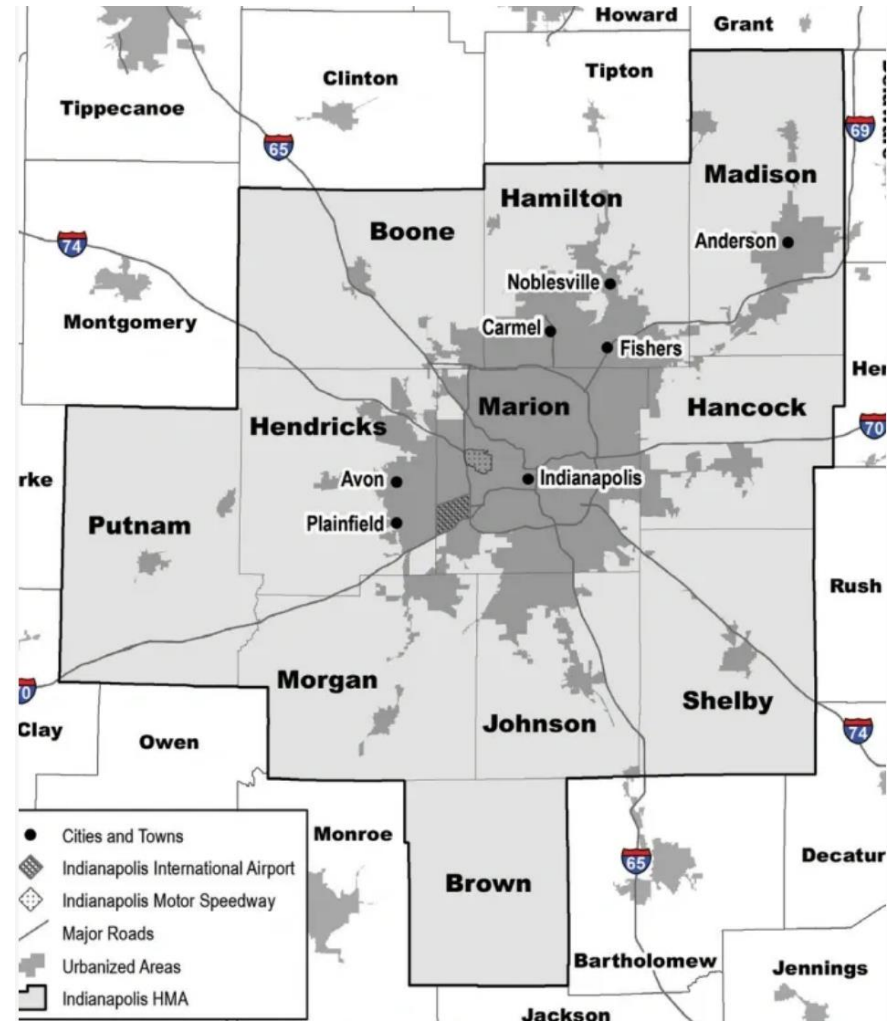


ENVIRONMENTAL RESOURCES MANAGEMENT

ERM was selected to manage the CPRG opportunity on behalf of the region.

Indianapolis-Carmel-Anderson MSA

The regional plan will cover the Central Indiana Indianapolis-Carmel-Anderson MSA, comprised of 11 counties




Deliverables

- There are three deliverables for Phase 1 funding:
 - Priority Climate Action Plan (PCAP)** – due March 2024
 - Comprehensive Climate Action Plan (CCAP)** - due Fall 2025
 - Status Report** – due Fall 2027
- Work on the PCAP regional plan and associated deliverables is underway.



PCAP Regional Plan

- **GHG Inventory** – Develop a simplified inventory of GHG emissions across sectors in the region.
- **Priority GHG Strategies** – Identify and quantify list of priority, implementation-ready GHG strategies.
- **Benefits Analysis** – Perform a qualitative analysis of benefits to low-income and disadvantaged communities.
- **Review of Implementation Authority** – Describe existing authority to implement priority GHG strategies, or whether it needs to be obtained.
- **Intersection with Other Funding** – Identify available funding beyond CPRG Phase 2 grants to implement priority GHG strategies.
- **Meaningful Engagement** – Describe efforts to involve the public in the development of the regional plan.



Timeline

**Initiate Ongoing
Stakeholder
Engagement**

September 2023

**Develop Priority
GHG Actions**

November 2023

**Priority
Climate Action
Plan Due**

March 1, 2024

**Comprehensive
Climate Action Plan
Due**

Fall 2025

**Develop
GHG
Inventory**

October
2023

**Complete
Regional
Plan**

February
2024

**Phase 2
Funding
Proposals
Due**

April 1, 2024

CIRDA 2023



GHG Inventory: Draft Results

CIRDA 2023

Greenhouse Gases

What is a greenhouse gas (GHG)?

- GHGs = gases that trap heat in the atmosphere
 - Carbon Dioxide
 - Methane
 - Nitrous Oxides
 - Fluorinated Gases
- GHGs are typically measured in CO₂e
 - Calculated from GHG emissions and GHG Global Warming Potential (GWP).

CO₂e = carbon dioxide equivalent

- Methane is 23 times more potent than carbon dioxide
- One metric ton of methane traps as much heat as 23 metric tons of carbon dioxide



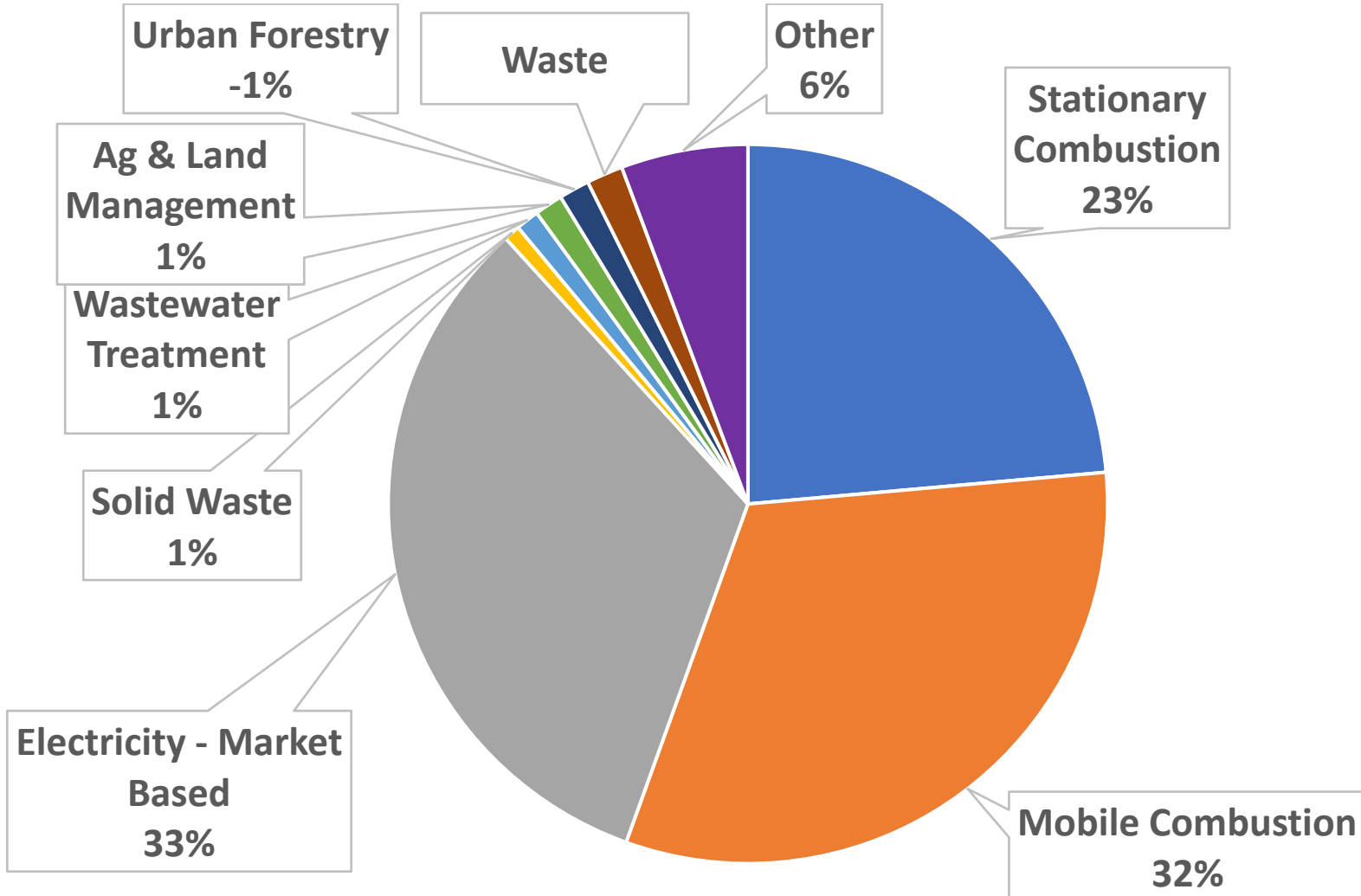
EPA's GHG Inventory Tool

EPA created a free Local GHG Inventory Tool to help local governments **evaluate GHG emissions associated with community-wide activities.**

- Excel-based tool, based on ICLEI's Global Protocol for Community-Scale GHG Emissions.
- Allows for locality-specific data entry or use of preloaded default data and emission factors from federal agencies.
- Inventory tool can be easily updated for future years after initial setup.



Inventory Preliminary Results



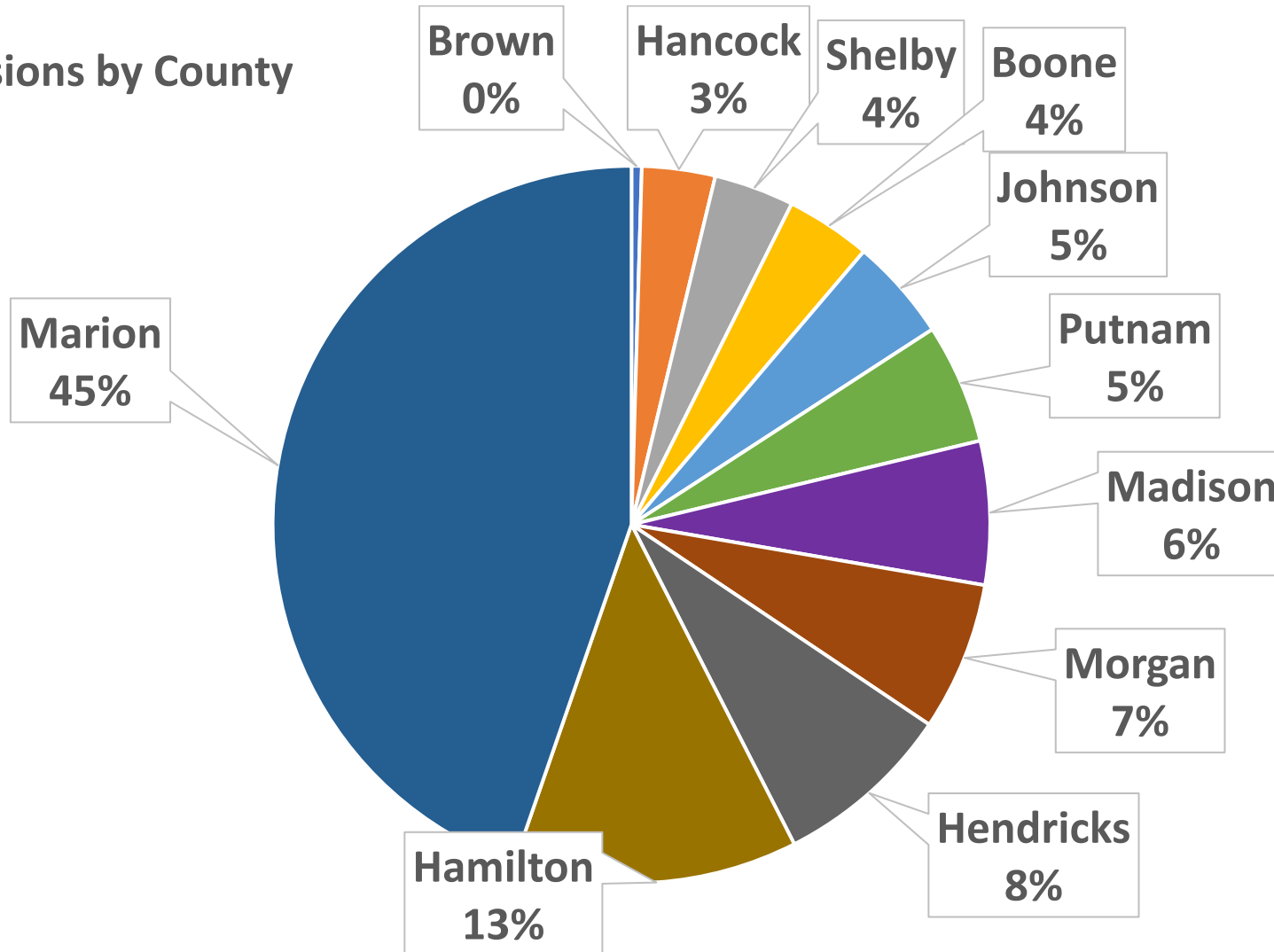
Baseline Year: 2022

CIRDA 2023



Inventory Preliminary Results

Emissions by County



CIRDA 2023



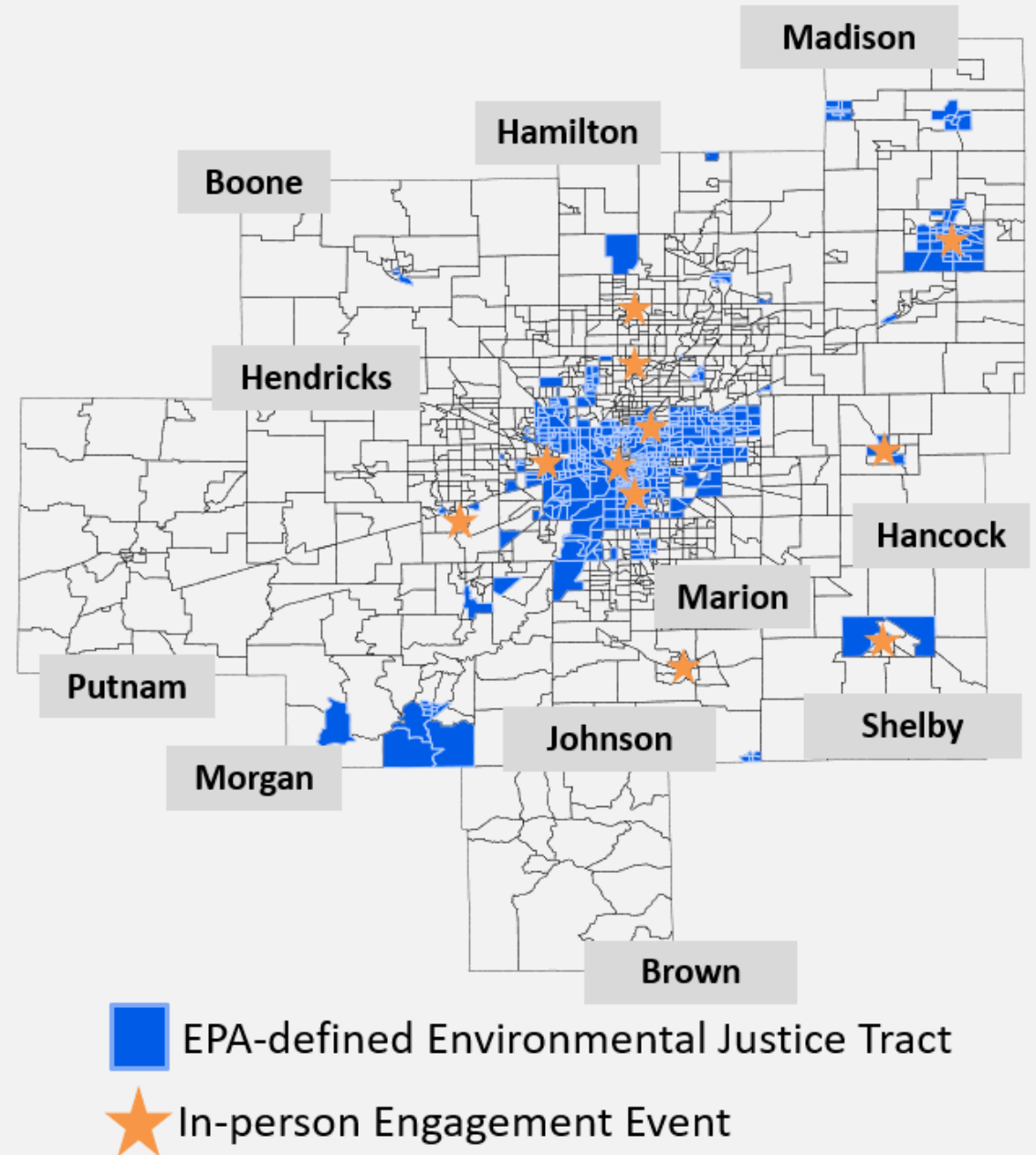
An aerial photograph of a river winding through a dense forest. A road with several cars is visible in the bottom right corner. The entire image is overlaid with a semi-transparent green filter.

Public Survey Results

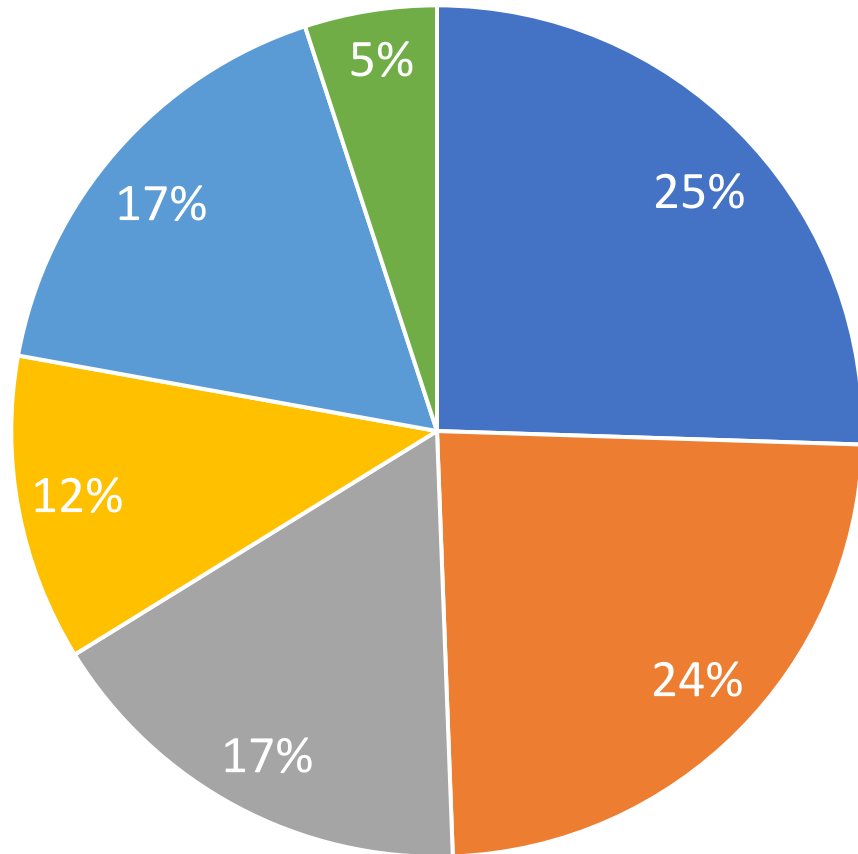
CIRDA 2023

Public Survey Results

- Survey promotion events attended
- Survey Dates (all languages):
 - Launched: September 14, 2023
 - Concluded: October 13, 2023
- Responses:
 - English: 476
 - Spanish: 4



Public Survey Results



■ Transportation (personal vehicles, airplanes, and freight goods)

■ Energy creation (burning coal or natural gas)

■ Agriculture (raising crops or animals for consumption)

■ Buildings (construction and operations)

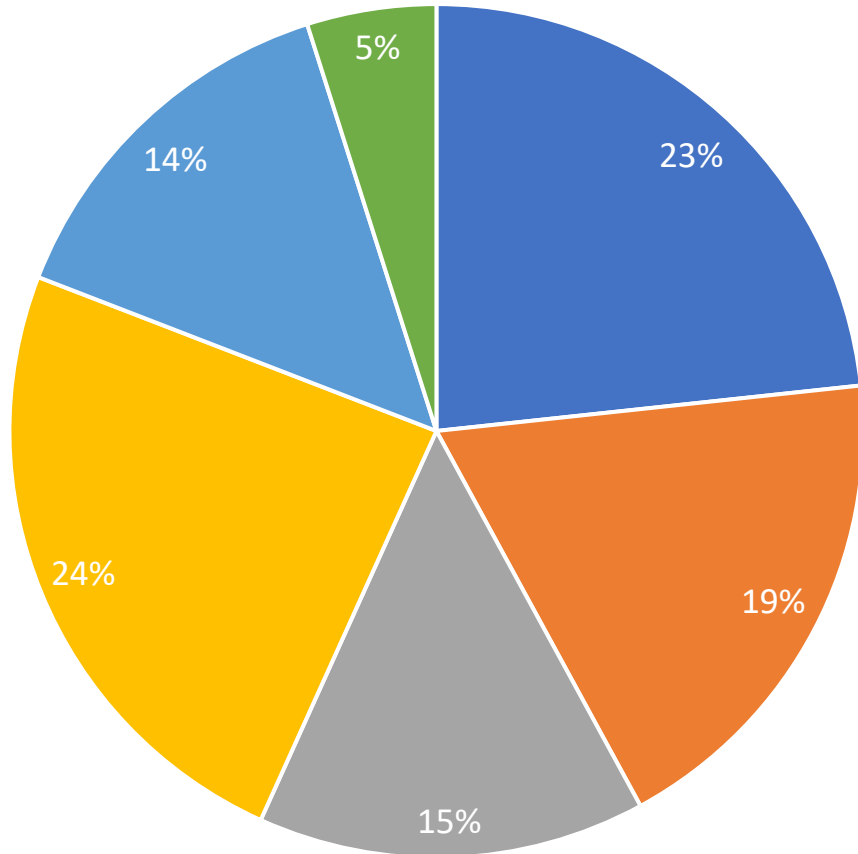
■ Waste (materials sent to landfills from homes, businesses, or buildings)

■ Other

“When you think about greenhouse gas emissions what comes to mind?”



Public Survey Results



■ Increase access and funding for solar panels on your home

■ Providing residential composting service

■ Building offices, homes and recreational areas closer together

■ Funding for increasing home energy efficiency

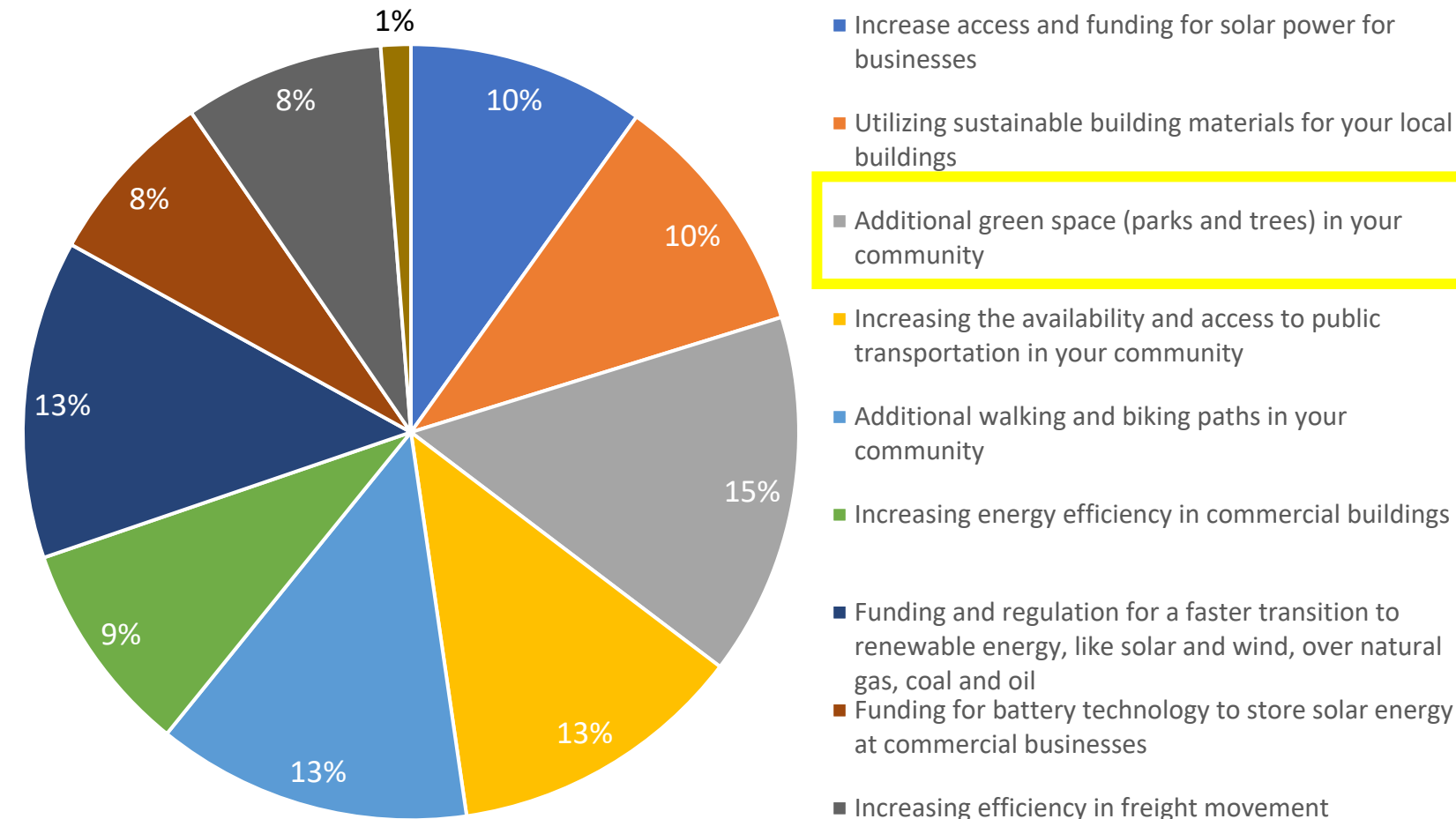
■ Increasing electric vehicle charging stations in your community

■ None of the above

“What actions from your local government would be most valuable to you?”



Public Survey Results

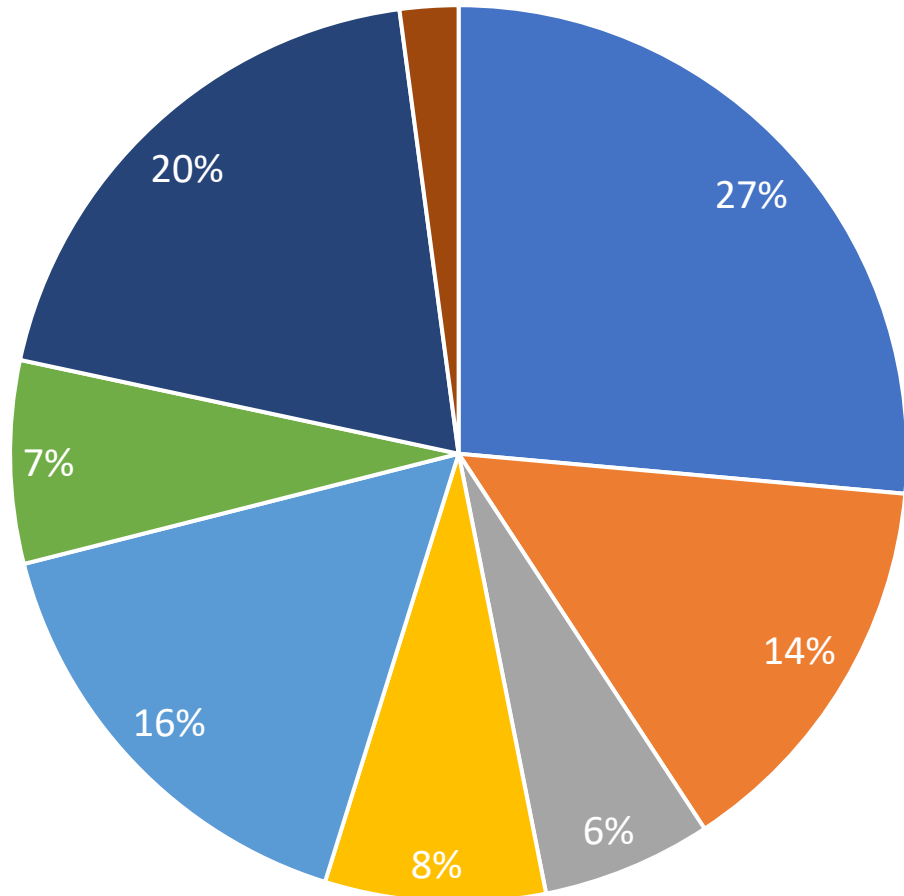


CIRDA 2023

“What actions from your local government would be most valuable to your community?”



Public Survey Results



Improving air quality

Reducing energy bills for your residence

Improving comfort in your home

Increasing job availability in and around where you live

Improving convenient public transportation

Improving personal transportation (car)

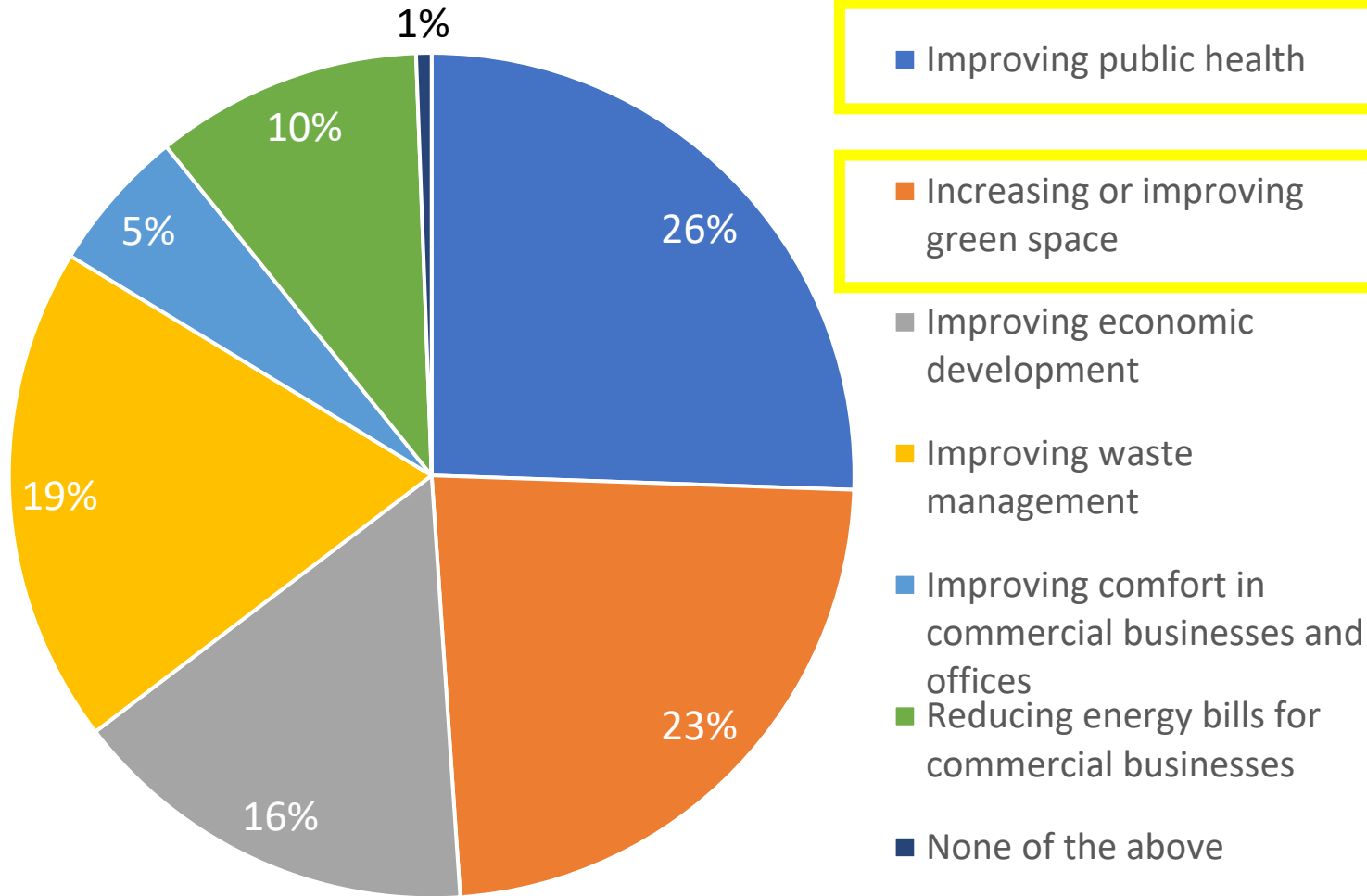
Improving walking and biking opportunities

None of the above


“What is most beneficial to you from reducing greenhouse gas emissions?”



Public Survey Results



“What is most beneficial to your community from reducing greenhouse gas emissions?”



“What is the single most important action local government can take?”

Public	Tally	Spanish
Renewable energy	78	
Improve public transit	72	1
Add/preserve green space, natural habitats, wetlands	63	
Protected bike lanes/bike infrastructure	39	
Pedestrian infrastructure	38	
Make better land use decisions (build densely, connect with active transportation/public transit)	37	
Increase recycling (homes and businesses)	34	
Reduce use of fossil fuels (power, energy, transportation)	30	1
Reduce Waste (composting, littering, trash, pesticides)	28	
Nothing/pro-maintain or increasing emissions	22	
Increase education	16	
Reduce reliance on automobiles/single occupancy travel	13	
Improve air quality	14	1

Environmental Justice	Tally	Spanish
Improve public transit	35	1
Protected bike lanes/bike infrastructure	24	
Renewable energy	23	
Pedestrian infrastructure	22	
Reduce use of fossil fuels (power, energy, transportation)	14	
Increase recycling (homes and businesses)	13	
Reduce Waste (composting, littering, trash, pesticides)	13	
Add/preserve green space, natural habitats, wetlands	10	
Make better land use decisions (build densely, connect with active transportation/public transit)	8	
Reduce reliance on automobiles/single occupancy travel	7	
Improve air quality	7	1
Environmental Justice, community focus	5	
Nothing/pro-maintain or increasing emissions	3	



An aerial photograph of a river winding through a dense forest. In the foreground, a multi-lane road with several cars is visible. The entire image is overlaid with a semi-transparent green filter.

Stakeholder Engagement

CIRDA 2023

Key Stakeholders & Approach


- The Project Team is engaging a diverse set of public, private, and nonprofit stakeholders throughout Central Indiana to provide input and inform the development of the regional plan. Stakeholder engagement includes:

Steering Committee

Subcommittee

Working Groups

Public Engagement



Working Groups

- Comprised of regional stakeholders and leaders
- Convened in November

Agriculture and Open Space

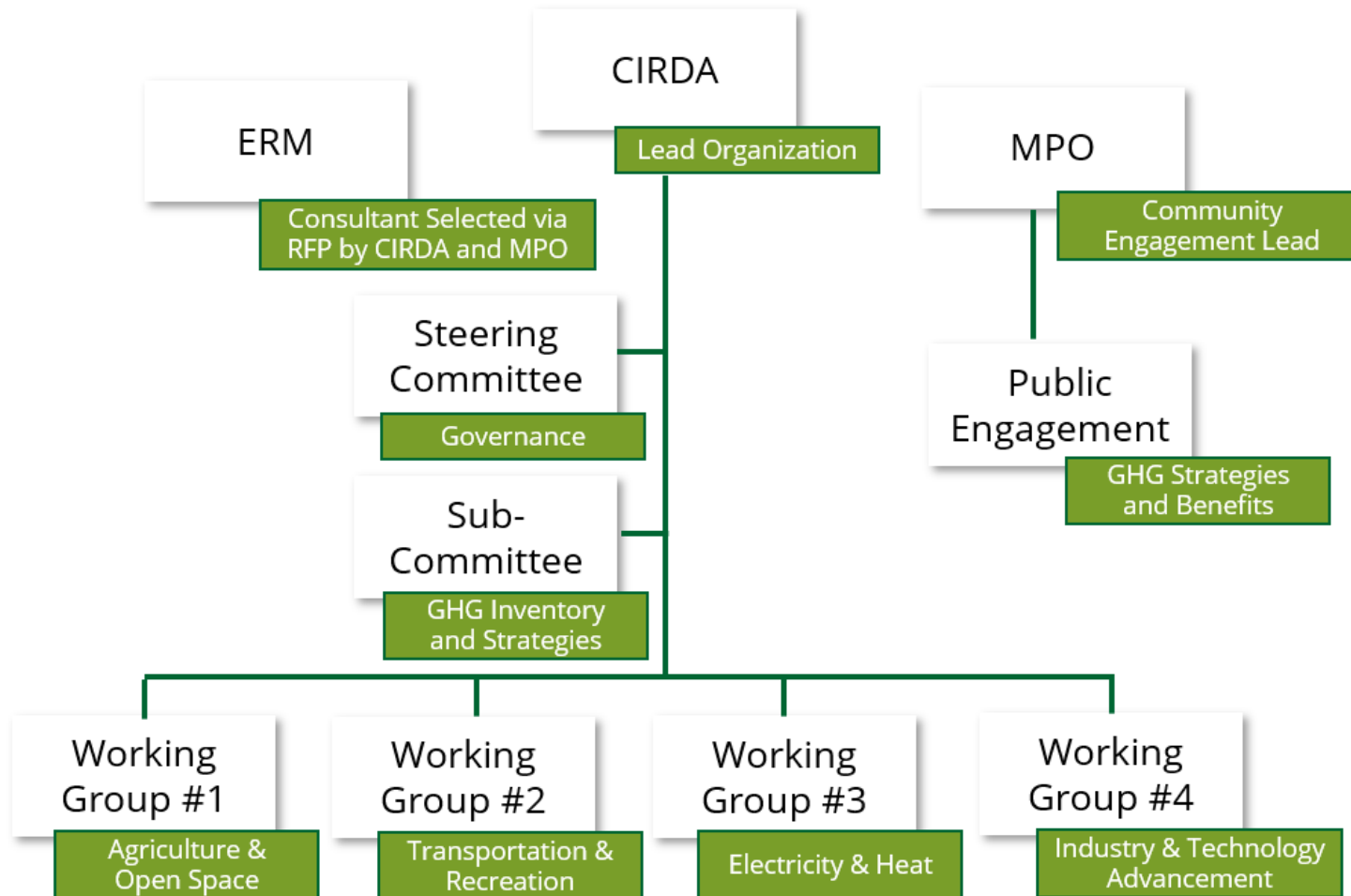
Transportation and Recreation

Electricity and Heat

Industry and Technology Advancement



Stakeholder Engagement



An aerial photograph of a river winding through a dense forest. In the foreground, a multi-lane road with several cars is visible. The entire image is overlaid with a semi-transparent green filter.

Next Steps

CIRDA 2023

Updated Priorities

- Restoring degraded lands and reforestation to store carbon
- Repurposing industrial sites for renewable energy
- Increasing transportation infrastructure for walkers and bikers
- Increasing the number of parks and greenways
- Increasing energy efficiency of government buildings and properties
- Increasing the use of renewable energy to power government buildings and properties
- Electric vehicle charging infrastructure of government-owned buildings and vehicles
- Electrifying government buildings and properties
- Increasing energy efficiency of industrial businesses

CIRDA 2023

- **EPA Criteria:**
 - **Greenhouse gas emission reduction potential**
 - **Structure to implement**
 - **Benefits to low-income and disadvantaged communities**
 - **Existing funding availability**



Benefits- For Feedback

- Reducing the urban heat island effect
- Improving soil health
- Improving water quality
- Improving air quality
- Improving public health
- Increasing or improving green space
- Improving walking and biking opportunities
- Reducing energy costs of government facilities
- Improving economic development and job opportunity
- Improving comfort in buildings



Provide Your Input

[https://centralindiana
rda.org/epa-grant](https://centralindianar da.org/epa-grant)

Feedback collected through January 14

To request a presentation, email
Annie.Dixon@indympo.org

CIRDA 2023



THANK YOU



<https://centralindianarda.org/epa-grant>



**CENTRAL INDIANA REGIONAL
DEVELOPMENT AUTHORITY**

Jennifer Messer (Executive Director)
jmesser@centralindianarda.org

Jordin Alexander
alexanderj@fishers.in.us



**INDIANAPOLIS METROPOLITAN
PLANNING ORGANIZATION**

Annie Dixon
annie.dixon@indympo.org



**ENVIRONMENTAL
RESOURCES MANAGEMENT**

Cassandra Kubes
cassandra.kubes@erm.com