













# PRE-HOME INSPECTION CHECK-LIST

This list can also be looked at like a home Maintenance list.

<p><b>Exterior</b></p>	<p>All siding should have at least 4" to 8" of space between the ground and siding.</p> 	<p><b>Exterior</b></p>	<p>Clean out debris from gutters and insure they drain</p> 	<p><b>Exterior</b></p>	<p>Remove debris from the roof (leaves, sticks, pine needles)</p> 
<p><b>Exterior</b></p>	<p>All water ways should be channeled away from the house. (Drains, downspouts, grade or topography.</p> 	<p><b>Exterior</b></p>	<p>Trim trees branches and vegetation away from the foundation, roof, siding, and chimney.</p> 	<p><b>Exterior</b></p>	<p>Paint all weathered exterior wood, and seal/caulk around trim, chimneys, windows and doors.</p> 
<p><b>HVAC</b></p>	<p>Furnace or Air handler filter is sized correctly and clean.</p> 	<p><b>Exterior</b></p>	<p>Address any foundation cracks or stucco cracks.</p> 	<p><b>Exterior</b></p>	<p>Firewood and debris should be moved as far away from the house.</p> 
<p><b>Exterior/Interior</b></p>	<p>Clean &amp; service chimney, fireplace, and wood stoves.</p> 	<p><b>Exterior/Interior</b></p>	<p>Any windows that are cracked should be repaired. This includes any glass in doors.</p> 	<p><b>Exterior</b></p>	<p>Seal masonry chimney cap and/or install metal flue cap.</p> 
<p><b>Exterior/Interior</b></p>	<p>Replace any windows with broken seals (sweat between panes).</p> 	<p><b>Exterior</b></p>	<p>HVAC condensor or Heat pump should operate correctly and vegetation is cut back 12" from unit. Condensor.</p> 	<p><b>Electrical</b></p>	<p>Check for any burned out light bulbs and replace them.</p> 
<p><b>Garage</b></p>	<p>Check garage door for operation.</p> 	<p><b>Exterior</b></p>	<p>Make sure all downspouts are properly diverted away from the house, either with elbows and splash blocks or drain.</p> 	<p><b>Utilities</b></p>	<p>Are all utilities ON? Including electric, water, and gas. Also, is breaker panel box unlocked, furnace is on, gas stove is lit...</p> 

# PRE-HOME INSPECTION CHECK-LIST

This list can also be looked at like a home Maintenance list.

<p style="writing-mode: vertical-rl; transform: rotate(180deg);"><b>Interior</b></p>	<p>Check toilet(s) for proper operation. Also check for cracks, leaks, secured to floor, and clean.</p>		<p style="writing-mode: vertical-rl; transform: rotate(180deg);"><b>Interior</b></p>	<p>All access panels and doors to the attic, crawlspace, heat systems, garage and other areas should be clear.</p>		<p style="writing-mode: vertical-rl; transform: rotate(180deg);"><b>Interior</b></p> <p>Check all plumbing fixtures, toilet, tub, shower, sinks visible leaks.</p>	
<p style="writing-mode: vertical-rl; transform: rotate(180deg);"><b>Interior</b></p>	<p>Smoke and carbon monoxide detectors are installed and working.</p>		<p style="writing-mode: vertical-rl; transform: rotate(180deg);"><b>Plumbing</b></p>	<p>Check water heater for any leaks, venting, elements, rust, and operation.  <b>Electrical wire is in shielded cable.</b>  <b>Pressure relief valve drain to the outside.</b></p>		<p style="writing-mode: vertical-rl; transform: rotate(180deg);"><b>Electrical</b></p> <p>GFCI (ground fault circuit interrupter) outlets in needed areas (kitchens, bathrooms, exterior outlets...)</p>	
<p style="writing-mode: vertical-rl; transform: rotate(180deg);"><b>Interior</b></p>	<p>Make sure all exhaust vents are working (bathroom, kitchen, laundry room...)</p>		<p style="writing-mode: vertical-rl; transform: rotate(180deg);"><b>HVAC</b></p>	<p>Clean dirty air ducts</p>		<p style="writing-mode: vertical-rl; transform: rotate(180deg);"><b>Plumbing</b></p> <p>Check for cracked sealant around tubs/showers and other fixtures.</p>	
<p style="writing-mode: vertical-rl; transform: rotate(180deg);"><b>Crawlspace/Attic</b></p>	<p>Fix any damaged, fallen floor insulation.</p>		<p style="writing-mode: vertical-rl; transform: rotate(180deg);"><b>Pets</b></p>	<p>Make sure all animals are secure or removed from the property.</p>			
<p style="writing-mode: vertical-rl; transform: rotate(180deg);"><b>Kitchen</b></p>	<p><b>Stoves are working properly.</b>  <b>Anti-tip device installed.</b></p>	