

RICHEY EQUIPMENT INC.

Spring 2025 Catalog



Richey Equipment Inc.

Wholesale Distributor

P.O. Box 609


3213 Honeysuckle Road

White Pine, TN 37890

P: 865-674-6042

P: 800-207-2086

www.richeyequipment.com



Dear Customer:

We hope you find this catalog a helpful tool. We have included RETAIL pricing for your convenience.

In it you will find quality lines of farm and industrial equipment that are especially adapted for your area. All of the equipment is built by independent manufacturers, specialist in there field.

This catalog is a publication designed to provide dealers with a well indexed working tool, to help in the profitable handling of short line farm and industrial equipment.

We will be pleased to send you complete literature, advertising material and dealer aids on any of the items in this catalog.

Our Catalogs can be provided for you with your name on it. We encourage you to use it as a selling tool and hope it aids in promoting our products.

Check out our website www.richeyequipment.com, on this site you will find forms, contact information, parts and owners manuals, and an updated catalog that you can print or download to your computer for easier access.

We reserve the right to change pricing, products, weights, and any other information in this catalog and on the website without notice.

Please call us any time. We want to be your supplier!


P: 1-800-207-2086

P:865-674-6042

F:865-674-7510

Sincerely Yours,

David Richey
President




BALE UNROLLER

STANDARD BALE UNROLLER

For a 4 or 5 Ft. Bale 375 Lbs.

\$2482.00

*Includes cylinders and hoses, less tips.




Rossi Bale Wrapper

BW150 BALE WRAPPER

992 Lbs. \$5922.00






BLADES

STANDARD GRADER BLADES

Available In the Following Sizes

4' R.E.I. Tilt & Angle Blade 178 lbs. \$875.00
5' R.E.I. Tilt & Angle Blade 199 lbs. \$914.00
6' R.E.I. Tilt & Angle Blade 252 lbs. \$954.00
7' R.E.I. Tilt & Angle Blade 276 lbs. \$1000.0



HEAVY DUTY GRADER BLADES

Available In the Following Sizes -CALL FOR PRICING


6' R.E.I. HD Tilt & Angle Blade 439 lbs.
7' R.E.I. HD Tilt & Angle Blade 469 lbs.
8' R.E.I. HD Tilt & Angle Blade 503 lbs.



BOX SCRAPERS

COMPACT BOX SCRAPERS


4 Ft. Compact Box Scraper Weight 220 Lbs. \$592.00
5 Ft. Compact Box Scraper Weight 250 Lbs. \$651.00



STANDARD BOX SCRAPERS

Available In the Following Sizes


4 Ft. Stand. Box Scraper Weight 320 Lbs. \$788.00
5 Ft. Stand. Box Scraper Weight 400 Lbs. \$888.00
6 Ft. Stand. Box Scraper Weight 480 Lbs. \$986.00
7 Ft. Stand. Box Scraper Weight 560 Lbs. \$1151.00




HEAVY DUTY BOX SCRAPERS

Available In the Following Sizes—CALL FOR PRICING

6 Ft. HD Box Scraper Weight 530 Lbs.
7 Ft. HD Box Scraper Weight 586 Lbs.
8 Ft. HD Box Scraper Weight 640 Lbs.






ELEVATORS

16 Ft. BALE ELEVATOR

- * Weight 120 Lbs.
- * 1" Square Frame

1/2 HP MOTOR
26 Lbs.

Retail Price
\$1836.00





BALE ELEVATOR EXTENSIONS

4 Ft. Bale Extension Section 26 Lbs. \$328.00

8 Ft. Bale Extension Section 47 Lbs. \$513.00

- * 1" Square Frame





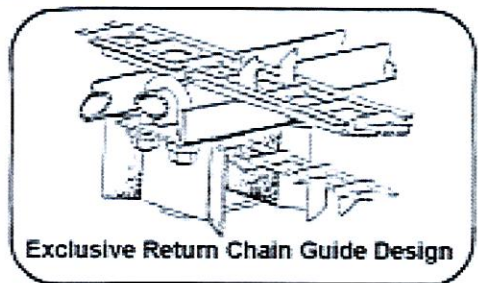
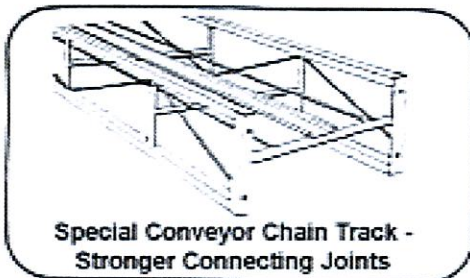
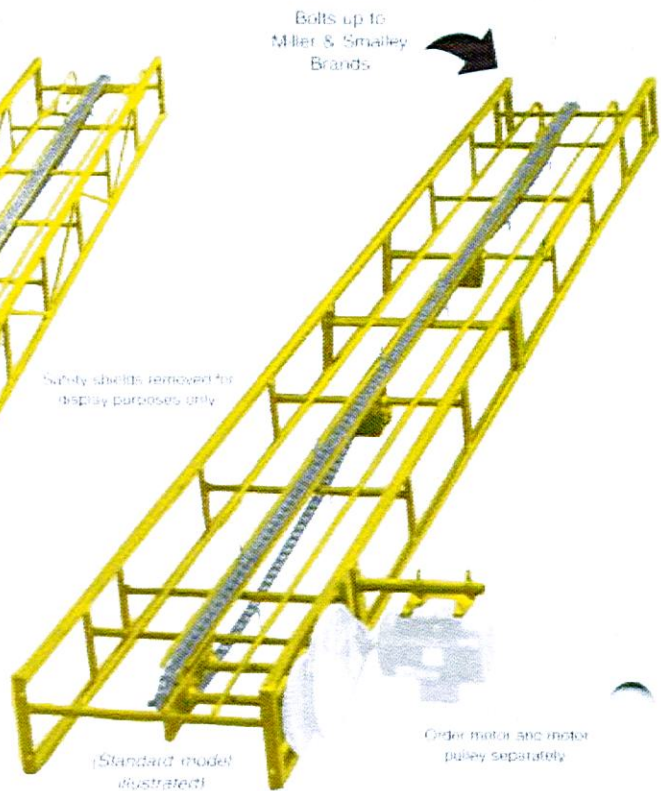
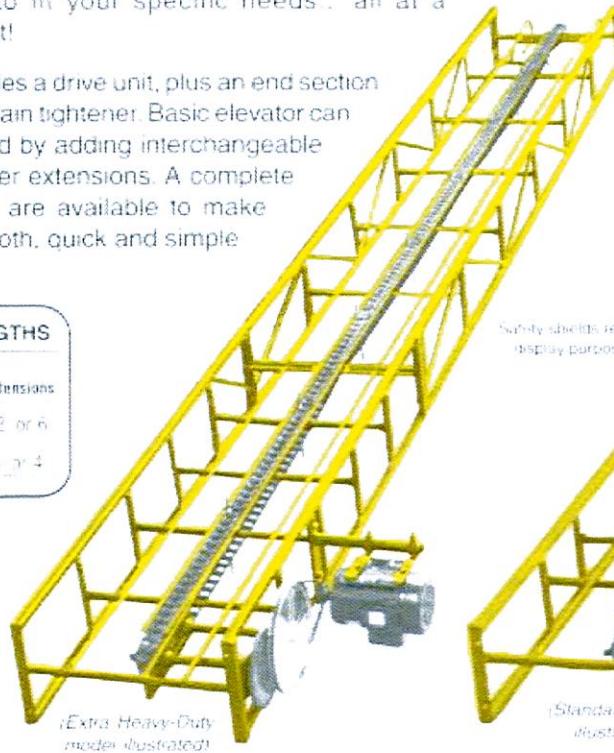
ELEVATORS

Begin with the basic elevator... and custom make a bale handling system to fit your specific needs... all at a surprisingly low cost!

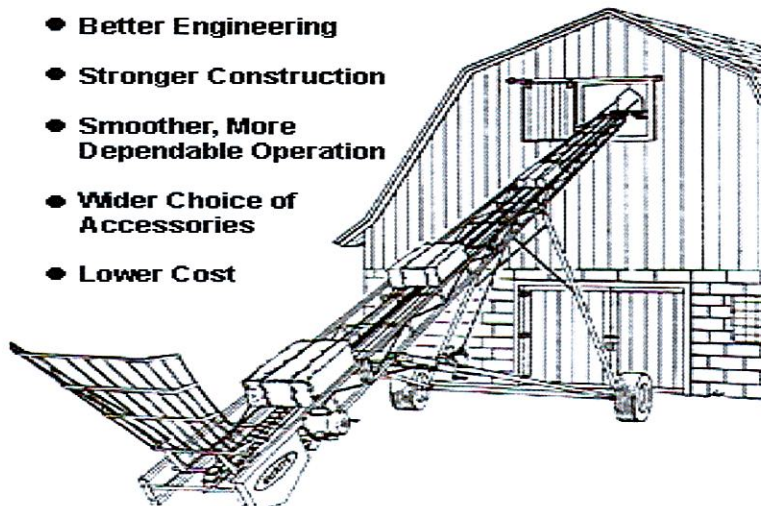
Basic elevator includes a drive unit, plus an end section with sprocket and chain tightener. Basic elevator can be easily lengthened by adding interchangeable long and short center extensions. A complete line of accessories are available to make storing bales a smooth, quick and simple one-man operation.


COMPONENT LENGTHS

Model Description	Basic Unit	Extensions
Extra Heavy-Duty	18	12 or 6
Standard	16	8 or 4



- **Better Engineering**
- **Stronger Construction**
- **Smoother, More Dependable Operation**
- **Wider Choice of Accessories**
- **Lower Cost**






FINISH MOWERS

Available in the following sizes

5' Finish Mower 386 lbs. \$1797.00
6' Finish Mower 508 Lbs. \$2230.00

Specifications:
Cat 1 hitch
Powder Coat Paint
Rear Discharge
Solid Rubber Tires




Drum Mowers

BT165 Drum Mower 565 Lbs. \$5592.00
BT185 Drum Mower 583 Lbs. \$5855.00

*Includes Hydraulics





SICKLE MOWERS

ROSSI HYDRAULIC SICKLE MOWERS

Available In the Following Sizes

5 Ft. Hydraulic Sickle Mower BFT150H-\$4832.00

7 Ft. Hydraulic Sickle Mower BFS210H-\$5256.00


*30-75 HP requirements

Three Point Hitch with Cat 1 or 2.

Heavy Duty Shielded PTO Shaft

Cuts at 90 degrees up and 75 degrees down

***Maschio Sickle Mowers available by special order
Call for Pricing and more information 1-800-207-2086



Grapples


48" Grapple- \$1455.00


60" Grapple- \$1889.00

72" Grapple- \$2098.00

78" Grapple- \$2230.00

- Designed for tractors up to 45hp
- 2" x 8" stroke cylinders
- Skid Steer hookup with others available





ROTARY CUTTERS

R.E.I. STANDARD CUTTERS

Available In the Following Sizes

42" Standard Cutter	515 lbs.	\$1730.00
4 Ft. Standard Cutter	538 lbs.	\$1876.00
5 Ft. Standard Cutter	596 lbs.	\$1940.00
6 Ft. Standard Cutter	726 Lbs.	\$2625.00

- * 7" Heavy Duty Channel Sidewalls
- * 55 HP Gearbox
- * Pan Stump Jumper
- * Laminated Tail Wheel
- * Shear Pin Standard



Note : Chain kits and Slip Clutches are optional

R.E.I. MEDIUM DUTY CUTTERS

Available In the Following Sizes

6 Ft. Medium Duty Cutter	820 lbs.	\$3429.00
--------------------------	----------	-----------

- * 7" Heavy Duty Channel Sidewalls
- * 90 HP Gearbox
- * Pan Stump Jumper
- * Laminated Tail Wheel
- * Shear Pin Standard

Note : Chain kits and Slip Clutches are optional

R.E.I. HEAVY DUTY CUTTERS

Available In the Following Sizes

8 Ft. Heavy Duty Cutter	3Pt. 1250 Lbs.	Call for price
-------------------------	----------------	----------------

- * 8" Heavy Duty Channel Sidewalls
- * 100 HP Gearbox
- * Plate Stump Jumper
- * Laminated Tail Wheels
- * Slip Clutch Standard

Note : Chain kits are optional



HACKETT harrows



Established 1892

**Established for over a century in the
manufacture of quality Harrows**

Concord Harrows

can be customised to match your needs.

Harrows sections are available in 4 section widths, 4ft, 6ft, and 10ft plus our unique 8ft. All are manufactured from 1/2 inch diameter high quality steel.

Individual Harrow Sections

can be coupled up to 24ft wide.

Drawbars available in widths from 4ft to 16ft and Connectors can couple two sets together to increase the working width up to 24ft.

Harrows Sections

have standard hitch points.

Permits the Harrows to be incorporated into Harrow Carts and used on 3-point lifts.(for combinations see over)

Tines Operate

in optional passive or aggressive modes.

The front and rear sections of our Harrows can be independently orientated for optional tine angles. Tines set vertical give maximum penetration and tines angled to the rear give light penetration. For smoothing the Harrows are used with the tines up. (see over)


Drawbars

The draft linkage arrangement for trailed Harrows has been designed with an offset to prevent tracking of the tines when operating.


Can be used alone or

in combination with other tools to save time and fuel.

Our Harrows can be pulled behind tractors, pickups, ATV's, garden tractors and all types of rough terrain vehicles. They are also used in combination with other field equipment such as Drills, Field Cultivators, etc...




Concord Flexible Harrows



Concord affordable flexible Harrows to match your specific needs.

- Self cleaning flexible action spreads cornstalks, straw and in-field residues
- Can be used alone or in combination with other field equipment
- Effectively incorporates Herbicides for maximum effect
- Breaks up clods and crusting in cultivated ground
- Renovates Hay and pasture lands by scarifying and aeration
- Improves moisture penetration and stimulates new growth
- Ideal for spreading manure in Pastures to eliminate burn
- Widely used on grass, cinder or sand Race tracks; Baseball and Sports fields, Levelling and raking beaches; etc., etc.





Hackett Harrows

Established for Over a Century in the Manufacture of Quality Harrows

Ranger Harrow

Worlds First 5/8" Flexible Tine Harrow


- Harrow Sections are available in:
4'- 0" and 6'- 0" widths
- The standard depth is 6' - 0"
- 5/8" Diameter tine Heavy Duty
Quality Steel.
- High Resistance to Wear.
- Drawn from over 100 years of
Knowledge


Adjustable to match your specific needs.
Tines set vertical give maximum penetration
& Tines angled to the rear give lighter
penetration. For smoothing turn the Harrow
over.

Universal Draw Bar

Fits all - Manufactured from;

- Heavy duty tube.
 - Hi test chain
 - Drop forged ring
- Shackles fitted with Bolt & Locking nut





HARROWS

CHAIN HARROWS



Universal Drawbar Only

Available In the Following Sizes

4 Ft. Drawbar	31 Lbs.	\$97.00
6 Ft. Drawbar	47 Lbs.	\$118.00
8 Ft. Drawbar	55 Lbs.	\$142.00
10 Ft. Drawbar	68 Lbs.	\$168.00
12 Ft. Drawbar	79 Lbs.	\$233.00
14 Ft. Drawbar	90 Lbs.	Call for pricing and availability
16 Ft. Drawbar	106 Lbs.	call for pricing and availability



Standard 1/2 Concord Section Only

Available In the Following Sizes

4 Ft. Section	118 Lbs.	\$361.00
6 Ft. Section	184 Lbs.	\$763.00
8 Ft. Section	233 Lbs.	\$822.00
10 Ft. Section	304 Lbs.	\$986.00



5/8 Ranger Section Only

Available In the Following Sizes

4 Ft. Ranger Section	149 Lbs.	\$460.00
6 Ft. Ranger Section	213 Lbs.	\$763.00




PALLET FORKS

PIN ON PALLET FORK

Call for availability


- * 2500 Lb. Capacity
- * Adjustable Tines Made of Reinforced Channel
- * Universal Hookup Will Fit Most Tractor Front End Loaders or 3 Pt. Hitch
- * Standard Head Guard
- * 310 Lbs.



Skid-Steer Pallet Fork

Available in the following sizes

- | | |
|--------------------------------------|-----------|
| 42" Tines & Frame 3750 Lbs. Capacity | \$756.00 |
| 48" Tines & Frame 3750 Lbs. Capacity | \$1046.00 |



Euro Hitch Pallet Fork

Available in the following sizes


- | | |
|--------------------------------------|-----------|
| 48" Tines & Frame 3750 Lbs. Capacity | \$1046.00 |
|--------------------------------------|-----------|



For John Deere 400-500 Series Loader Quick Attach Pallet Fork

Available in the following sizes

- | | |
|--------------------------------------|------------------|
| 42" Tines & Frame 3750 Lbs. Capacity | call for pricing |
| 48" Tines & Frame 3750 Lbs. Capacity | \$1046.00 |





PALLET FORKS

For John Deere 600-700 Series Loader Quick Attach Pallet Fork

Available in the following sizes
42" Tines & Frame 3750 Lbs. Capacity
48" Tines & Frame 3750 Lbs. Capacity

Retail Price
Call for Pricing
Call for Pricing

*Call for availability




PLOWS

POTATO PLOW

60 Lbs.


\$262.00




1 Bottom Plow

Available In the Following Sizes
12" Low Profile Plow 175 Lbs.

\$ 765.00



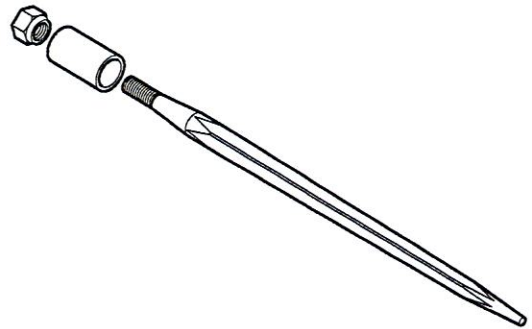


SPEARS

**HD SUPER PENETRATOR
SPEAR
WITH SLEEVE AND NUT**

Heavy Duty 23 LBS.

\$112.00



**3 PT. HITCH SUPER PENETRATOR
HAY SPEAR #16045**

113 Lbs.

\$309..00



BUCKET SPEAR #16075

113 Lbs.


Call for price and availability



**FRONT MOUNT HAY SPEAR
#16150 PIN ON**

260 Lbs.

Call for price and availability






SPEARS

SKID STEER BALE SPEAR #16015

165 Lbs.


\$625.00



John Deere Bale Spear 400-500 Series #16000

165 Lbs.

\$592.00




Bale Spear Euro Mount #16060

165 Lbs.

\$592.00





POST HOLE DIGGERS




Compact Post Hole Digger

FIELD MASTER™


Model No. PD24450
SKU No. 24045000

The SpeeCo **Compact Digger** is designed for the growing number of subcompact and category 0 tractor owners. It boasts many of the same features as the larger category 1 and 2 tractor-mounted post hole diggers from SpeeCo. Ideal for drilling fence post holes, tree planting and other farm, home or ranch chores. It also works with category 1 tractors.



NOTE: Please refer to the SKU No. when ordering.

SpeeCo Solutions for country living



POST HOLE DIGGERS

SPEECO DIGGER For Compact Tractors

Available In the Following Sizes

6" Digger Complete 158 Lbs. \$796.00

9" Digger Complete 160 Lbs. \$815.00

12" Digger Complete 175 Lbs. \$845.00

Augers Only

6" Auger 28 Lbs. \$144.00

9" Auger 30 Lbs. \$164.00

12" Auger 45 Lbs. \$194.00

SPECIFICATIONS

- *Application: Subcompact, Category 0 and 1 tractors
- *Gearbox: 3:1 Ratio, 2" output shaft to accept common augers
- *Driveline: Equipped with quick attach yoke to fit standard 6-spline PTO (Completely Shielded)
- *Boom: 2-7/8" O.D. tube, with multiple holes on boom for height adj.
- *A-Frame: 2-7/8" O.D. tube with rounded ends
- *Safety Shields: On driveline, gearbox input and output shafts
- *Shear Bolt: Replaceable. On input shaft to protect auger, driveline

MODEL 70 SPEECO DIGGER For Standard Tractors

Available In the Following Sizes

6" Digger Complete 153 Lbs. \$860.00

9" Digger Complete 174 Lbs. \$915.00

12" Digger Complete 195 Lbs. \$950.00

Augers Only

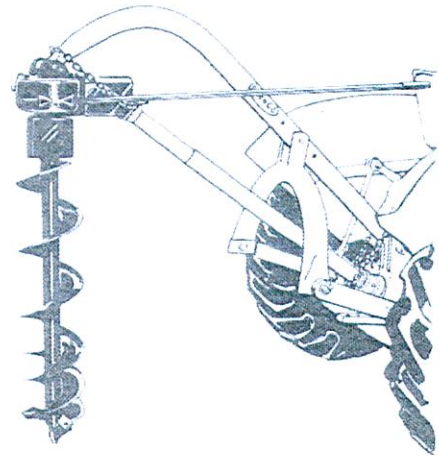
6" Auger 28 Lbs. \$177.00


9" Auger 34 Lbs. \$210.00

12" Auger 55 Lbs. \$243.00

SPECIFICATIONS

- *Tractor Category 1 or 2
- *Gearbox: Special alloy pinion gears and tapered roller bearings on both sides Of each gear.
- *Gears: Heat-treated to Rockwell C30-40 to a depth of .030-.040
- *Driveline: Equipped with quick-tach yoke to fit standard 6-spline PTO (completely Shielded)
- *Cutting Edges: Beveled, high carbon steel, replaceable
- *Boom: 2-7/8" O.D. high strength tubing
- *A-Frame: 2-7/8" High strength tubing.
- *Safety Shields: On driveline, gearbox "U" joint and gear box output shaft
- *Shear Pin: On input shaft to protect driveline, auger and gears. Replaceable.





SHAPER



STUMPBUSTERS			
MODEL	DESCRIPTION	WEIGHT	LIST PRICE
SC-25	MINI STUMPBUSTER-3PT. MOUNT W/DEPTH GAUGE AND HOSES. INCLUDES PALLET	832 lbs.	Call for price and availability.
SC-25-H	MINI STUMPBUSTER-SKID LOADER MOUNT (WITH HOSES & QUICK COUPLER SET). SKID LOADER MUST HAVE 15-25 GPM. UNIVERSAL BRACKET ONLY. (MBS-77-10 OR MBS-80-11). INCLUDES PALLET. NOT TO BE OPERATED ON BOBCAT SKID LOADER.	829 lbs.	
SC-50	STUMPBUSTER-3POINT MOUNT W/DEPTH GAUGE & HOSES. INCLUDES PALLET	1181 lbs.	
SC-50-H	STUMPBUSTER-SKID LOADER MOUNT (WITH HOSES & QUICK COUPLER SET). SKID LOADER MUST HAVE 25-40 GPM. UNIVERSAL BRACKET ONLY. (MBS-77-10 OR MBS-80-11) INCLUDES PALLET.	1238 lbs.	
SC-2550	2- SPOOL VALVE KIT	18 lbs.	



ROSSI CARTED RAKES

Available In the Following Sizes

8 Wheel Carted Rake 1324 Lbs. \$5460.00
(no center wheel kit)

10 Wheel Carted rake 1524 Lbs. \$5960.00
(no center wheel kit)




ROSSI BAT RAKES

8 Wheel Bat rake 1237 Lbs. \$8546.00

10 Wheel Bat rake 1367 Lbs. \$8882.00

12 Wheel Bat rake 1554 Lbs. \$10125.00

(Center wheel kit included in Bat rake price)



LANDSCAPE RAKES

Available In the Following Sizes

4 Ft. R.E.I. Landscape Rake 158Lbs. \$744.00

5 Ft. R.E.I. Landscape Rake 180 Lbs. \$849.00

6 Ft. R.E.I. Landscape Rake 229 Lbs. \$915.00

7 Ft. R.E.I. Landscape Rake 251 Lbs. \$1231.00

8 Ft. R.E.I. Landscape Rake 285 Lbs. \$1400.00






ROSSI TEDDERS

10' Pull Tedder 425 Lbs. \$3,078.00

*No Hydraulics or Fold on above

10' 3PT Tedder 450Lbs. \$3,257.00




17' Hyd. Fold Tedder Pull 975 Lbs. \$7,568.00

19' Hyd. Fold Tedder Pull 1157 Lbs. \$8,815.00



24' Hyd. Fold Tedder Pull 1740 Lbs. \$11,441.00



24' Vortex G6-740 Profline Tedder 3333 Lbs.

\$20,921.00





SPRAYERS

SPOT SPRAYERS

25 Gallon Spot Sprayer

* 12'4" of 3/8" Spray Hose



55 Gallon Sprayer Pump Included

Boomless 30' Coverage
With 16' Boom




3Pt. Sprayer Pump Included

110 Gal. With 21' Boom




300 Gallon Pasture Blaster Boomless Pump and Handgun Included

Manual Control
Electric Cut Off



Call for price and availability on all sprayers



SPREADERS

R.E.I. POLY SPREADER

Available In the Following Sizes

3pt. 250 Lbs. capacity \$651.00

3pt. 500 Lbs. capacity \$822.00

3pt. 860 Lbs. capacity \$940.00

R.E.I. METAL SPREADER

Available In the Following Sizes

3pt. 700 Lbs. Spreader

Call for price and availability






FIELDKING TILLERS

Tillers that are built with three things in mind: Affordability, Durability and Design.


Using quality components that are made to last, these heavily built rotary tillers will handle your toughest jobs and for the price, they cut through the competition.

Ideal for landscapers, hobby farmers, gardeners, nurseries and anyone else who needs a strong, long lasting tiller without breaking the bank.





FIELDKING TILLERS



Compact Tillers

Available in the following sizes

40" Tiller 412Lbs. \$1941.00

48" Tiller 447 Lbs. \$1967.00


Cat 1 Hitch

6 Blades Per flange

Slip Clutch PTO

Gear Drive

15-30 HP



Hunter Tillers

Available in the following sizes

5' Tiller 661 Lbs. \$2040.00

6' Tiller 705 Lbs. \$2269.00

7' Tiller 794 Lbs. \$2895.00


Cat 1 Hitch

6 Blades Per flange

Slip Clutch PTO

Gear Drive

35-50 HP



Standard Tillers

Available in the following size

7' Tiller 1124 Lbs. \$5066.00 50-90hp

8' Tiller 1190 Lbs. \$5526.00 50-90hp

Cat 1 Hitch

6 Blades Per flange

Slip Clutch PTO

Gear Drive



WINCHES

Technical data:	V-3004		V-3507 <small>New 2007</small>		V-4000		V-6500	
Pulling power	3 tonne	6600 lbs.	3,5 tonne	7275 lbs.	4 tonne	8800 lbs.	6,5 tonne	14300 lbs.
Weight	175 kg	385 lbs.	185 kg	408 lbs.	298 kg	657 lbs.	441 kg	972 lbs.
Drum capacity of cable:								
diameter	8 mm	5/16"	8 mm	5/16"	10 mm	3/8"	11 mm	7/16"
length / recommended length	45 / 40 m	150 / 130 ft.	45 / 40 m	150 / 130 ft.	60 / 50 m	200 / 164 ft.	80 / 50 m	260 / 164 ft.
Pulling speed per second (by 540 rpm)	0,6 → 1,5 m	2 → 5 ft.	0,6 → 1,5 m	2 → 5 ft.	0,6 → 1,5 m	2 → 5 ft.	0,6 → 1,5 m	2 → 5 ft.
Height (total with protection screen)	1,45 m	57"	1,55 m	61"	1,75 m	69"	2,15 m	85"
Protective screen ↑ x ↔	71x104 cm	28" x 41"	71x104 cm	28" x 41"	71x104 cm	28" x 41"	71x104 cm	28" x 41"
Top pulley ↑	120 cm	47"	130 cm	51"	150 cm	59"	180 cm	71"
Lower pulley ↑ (optional V-3004 + V-3507)	42 cm	17"	48 cm	19,3"	75 cm	30"	85 cm	34"
Log dozerblade ↑ x ↔	38x100 cm	15" x 40"	49x125 cm	19" x 50"	55x150 cm	22" x 59"	70x150 cm	22" x 59"
PTO attachment height	38 cm	15"	49 cm	19,3"	50 cm	20"	57 cm	23"
3-point linkage	Cat. I		Cat. I		Cat. I & II		Cat. II & III	
Tractor power (min. - max.)	25-45 HP / hk		25 x 45 HP/hk		35-65 HP / hk		60-110 HP / hk	



Standard equipment:

Cable drum locking latch
Protective screen
Cable drum tension bracket
Holder for chains and accessories
Lower pulley (v-4000 + v-6500)
Dozerblade with wide towing bar

Optional equipment:

Lower pulley for V-3004 + V-3507

Accessories:


Wire including hook
Choker (slider)
Forestry chains
PTO shaft
Distance pulley



Since we are constantly innovating our designs, we reserve the right to making any technical changes !

MANUFACTURER:

Frangård



WINCHES

FRANS GARD WINCHES

*call for pricing and availability



The upper pulley - very strong, load-shock proof.



The upper pulley is located to provide a maximum working radius.



The lower pulley is well situated for stability and sidepulling.




Simple 3 point linkage mounting.



Robust hill support plate with a wide log-towing bar.



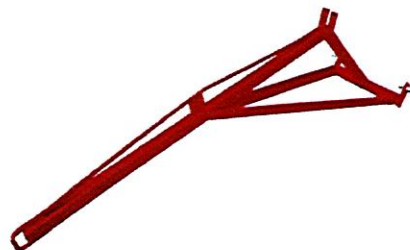
Sufficient height of the winch allows a lot of ground clearance for the timber.



MISCELLANEOUS


HEAVY DUTY BOOM POLE

Call for price and availability



3pt. Gooseneck Mover
With 2 5/16" ball and Receiver Mount
60 Lbs.


\$257.00



NEW HOLLAND RAKE TOOTH

\$2.10







MISCELLANEOUS

GARDEN BEDDER

105 Lbs.

\$592.00





Credit Policy

We are glad to have you as one of our customers. In order to meet your needs, it is our policy to extend to our customers 10th Prox terms. Our invoice will clearly state due dates. If an account goes past due, 1-1/2 % per month service charge will be applied. An account that goes past due is automatically put on C.O.D. All equipment is due when sold or removed from the customer's premises.

Warranty Policy

All items offered for sale in this catalog are produced by quality manufacturing companies. Each machine is backed by the original manufacturer's warranty and each request for a warranty credit should be filed through our office. Claim forms may be obtained from our office. All defective parts should be retained by you until we advise you as to dispose of them.

Warranty terms for each individual machine is contained in the operators manual that comes with the machine. Once a warranty claim has been filed by us for you and warranty credit received from the manufacturer, your account will be credited for the amount allowed. Under no circumstances does Richey Equipment Inc. assume any responsibility for warranties other than that as specified and allowed by the manufacturer. If you have any questions concerning warranties, please call us 1-800-207-2086.

Freight Policy

* A 3% delivery charge will be applied each time a delivery is made on a Richey Equipment Inc. truck a minimum of \$150 will be added per delivery. Your territory manager will make you aware of cost at time of order.

* A handling fee will be added to all UPS and Freight Deliveries.