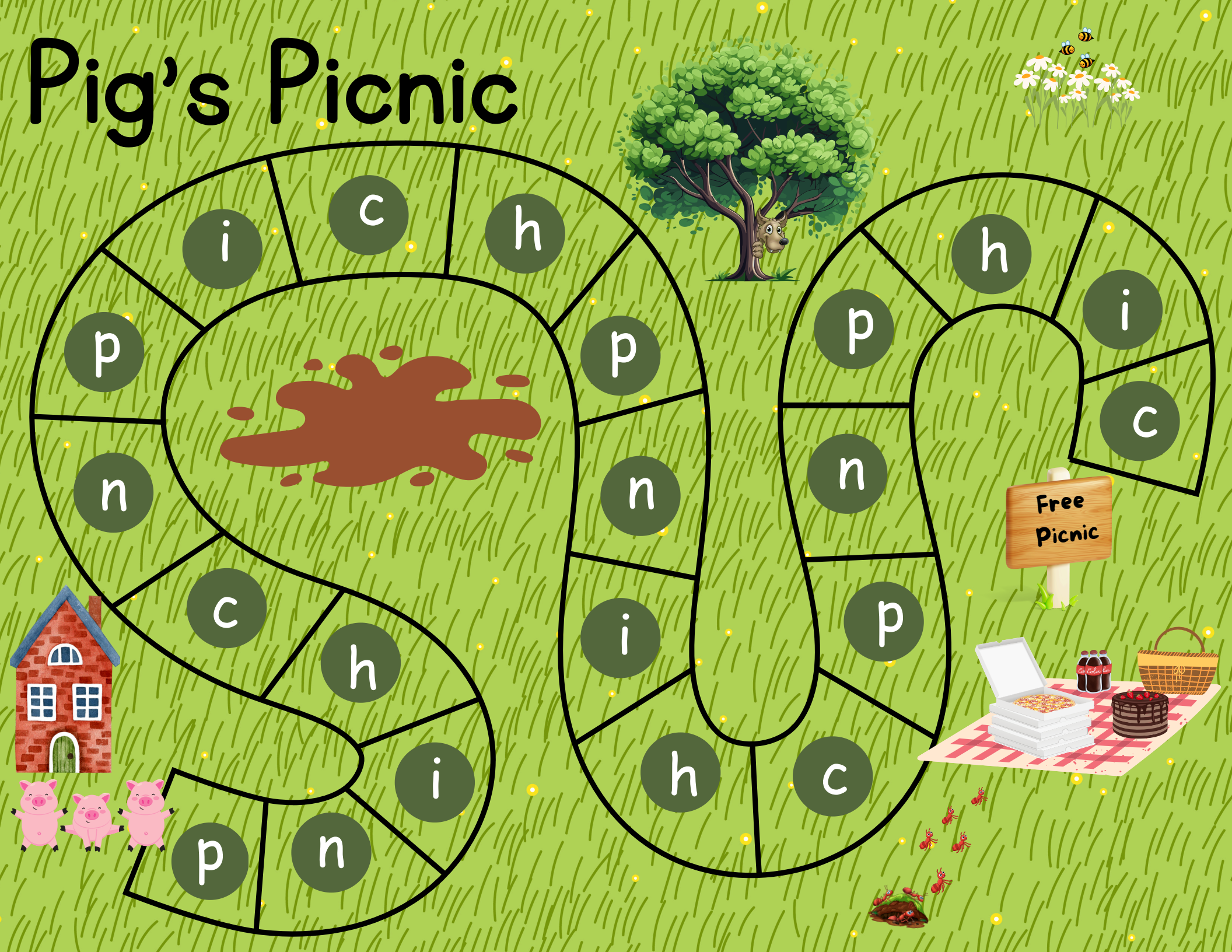


# Pig's Picnic



# Game Directions

## 4 Game Variations



### 1. Letter Identification

Roll the die, move token and identify the letter on the square. The lowercase letters can be used instead of the die.

### 2. Uppercase and Lowercase Match

Cut the uppercase letter cards apart. Draw a letter and move to the first lowercase letter that matches. Say the letter then the next player takes a turn.

### 3. Letter Sounds

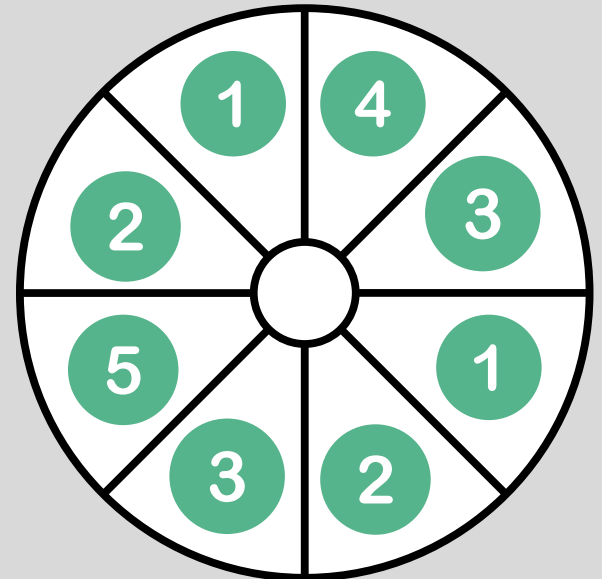
Roll the die, move token and identify the sound the letter makes in the square. Next player takes a turn.

### 4. Beginning Sounds

Draw a picture card, say the word and identify the beginning sound. Move token to the first letter on the board that makes that sound.

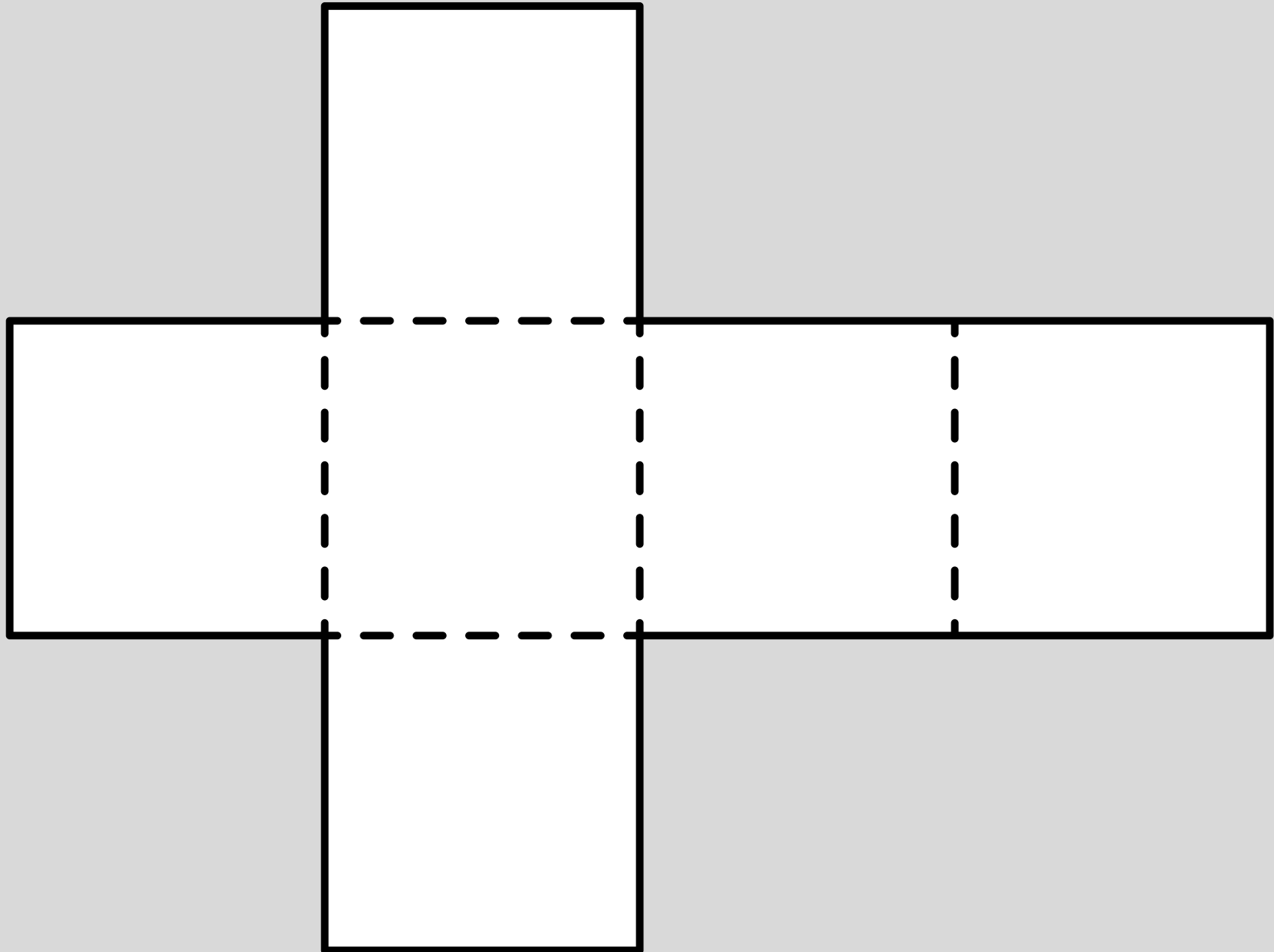


Tokens can be small coins, cubes, marker lids, or the circles provided. A spinner may be used instead of the die. A paper die template is included if you want to focus on certain numbers or you can write the letters on the paper die as well.



# Foldable Die pattern

Cut out and fold on dotted lines and tape together.



# Picture Cards-p,n,i,h,c

## Pig's Picnic





# Uppercase Letters

P	N	I	H	C	P	N
P	N	I	H	C	I	H
P	N	I	H	C	C	P
P	N	I	H	C	N	

# Lowercase Letters

p	n	i	h	c	p	n
p	n	i	h	c	i	h
p	n	i	h	c	c	p
p	n	i	h	c	n	