

STAGE 1A

LAND OFFICE

Target Distance - Yards							
Pistol	7	Rifle	13	Shotgun	8	Bonus	

Rifle




Rifle

Pistol



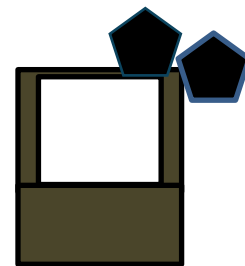
Shotgun



A



B



10 Pistol – Holstered
 10 Rifle – Staged Safely
 2+ Shotgun – Staged safely

There are two shooting positions: The left window **(A)** and the alley **(B)**. Shooter starts at the left window **(A)**, with hands on hips.

To start the timer, shooter says ***“I’m on my way to Australia.”***

From the left window (A): With pistols, engage the pistol targets by sweeping the targets once, then place the five remaining rounds on the center target. Sweep may start from either end.

From the alley (B): With rifle, engage the fall plates with 10 rounds to hit 5 targets. Extra rounds go on the dump plate. Any fall plate left standing or a miss on the dump plate is a miss.

Then, from the alley (B): With shotgun thru the right alley window, engage the shotgun targets until down, any order.

STAGE 1B

LAND OFFICE

Target Distance - Yards							
Pistol	7	Rifle	13	Shotgun	8	Bonus	

Rifle

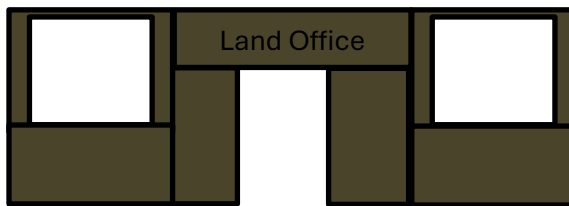


Rifle

Pistol

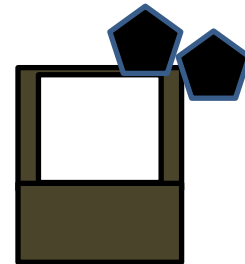


Shotgun



A

B



10 Pistol – Holstered
 10 Rifle – Staged Safely
 2+ Shotgun – Staged safely

There are two shooting positions: The left window **(A)** and the alley **(B)**. Shooter starts at the left window **(A)**, with hands on hips.

To start the timer, shooter says ***“Fire in the hole!”***

From the left window (A): With pistols, engage the pistol targets in an Ozark sweep with five rounds; outside-outside, inside-inside, middle (ie: 1-5-4-2-3). May start on either end. Place the remaining five rounds on the center target.

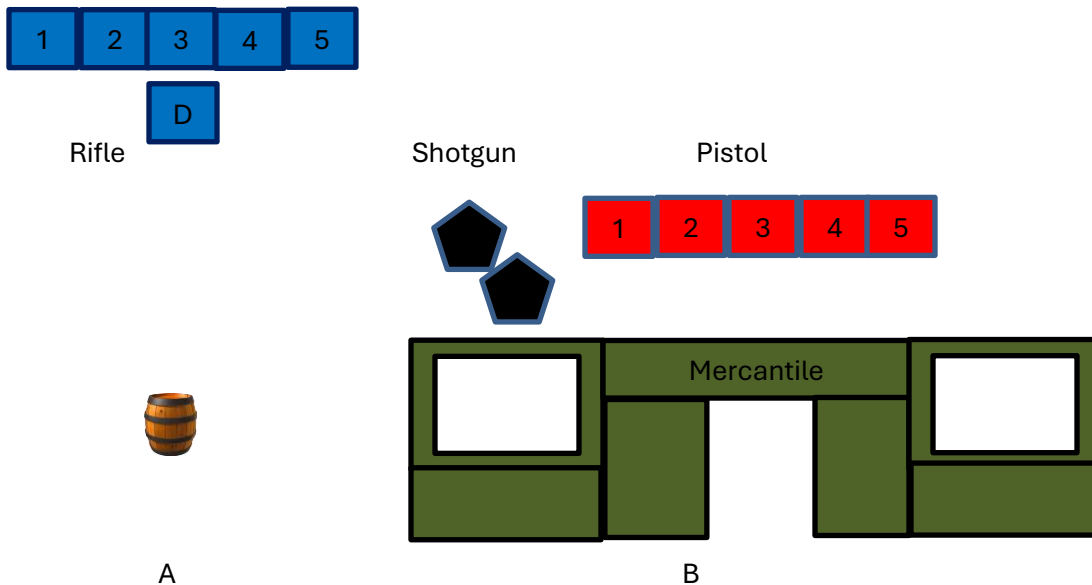
From the alley (B): With rifle, knock down the fall plates in an Ozark sweep, outside-outside, inside-inside, middle (ie: 5-1-2-4-3). **May start from either end, but must go down in the order described.** Extra rounds go on the dump plate. Any fall plate left standing or a miss on the dump plate is a miss.

Then, from the alley (B): With shotgun thru the right alley window, engage the shotgun targets until down, any order

STAGE 2A

MERCANTILE

Target Distance - Yards							
Pistol	7	Rifle	13	Shotgun	8	Bonus	



10 Pistol – In hand(s)
 10 Rifle – Staged safely
 2+ Shotgun – Staged safely

There are two shooting positions: The alley **(A)** and the door **(B)**. Shooter starts at the door **(B)**, with pistol(s) in hand(s).

To start the timer, shooter says ***“Pa, you been touchin’ up your hair again?”***

From the right window (B): With pistols, engage the pistol targets by sweeping the three middle targets, then three on the center target, then one each on the outside targets, then two on the center (ie: 2-3-4-3-3-3-1-5-3-3).

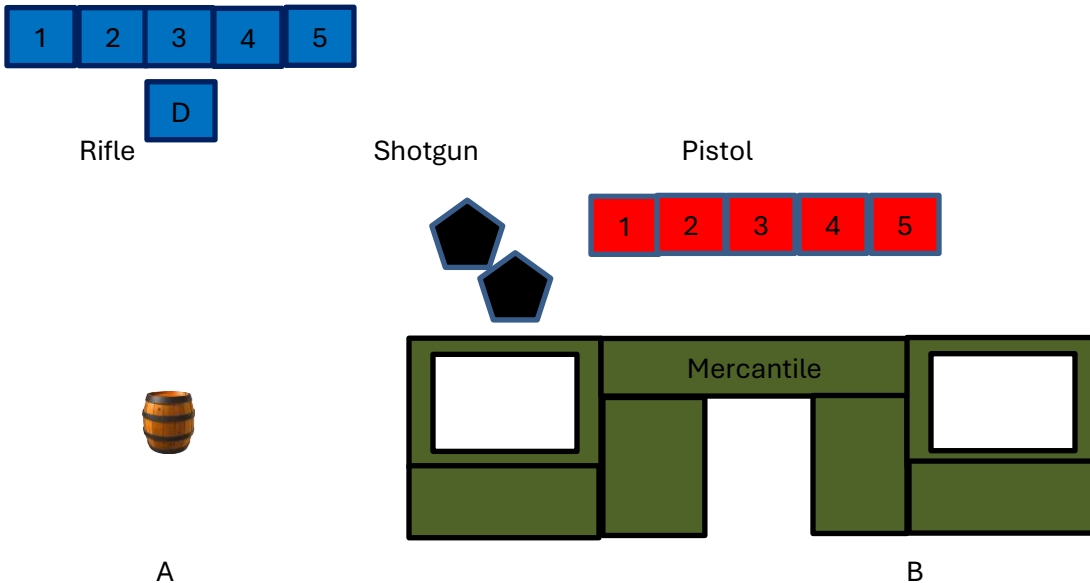
From the alley (A): With rifle, engage the fall plates by engaging the three middle plates, then three rounds on the dump plate, then engage the outside plates, then two rounds on the dump plate. After the string, shooter may reload to engage any fall plates still standing, if desired.

Then, from the alley (B): With shotgun thru the right alley window, engage the shotgun targets until down, any order.

STAGE 2B

MERCANTILE

Target Distance - Yards						
Pistol	7	Rifle	13	Shotgun	8	Bonus



10 Pistol – Staged safely
10 Rifle – Staged safely
2+ Shotgun – Staged safely

There are two shooting positions: The alley **(A)** and the door **(B)**. Shooter starts at the door **(B)**, with arms crossed.

To start the timer, shooter says ***“I don’t like work. It tires me out.”***

From the right window (B): With pistols, engage all five targets by alternating between the target and the center target (ie: 1-3-2-3-3-3-4-3-5-3). May start on any plate.

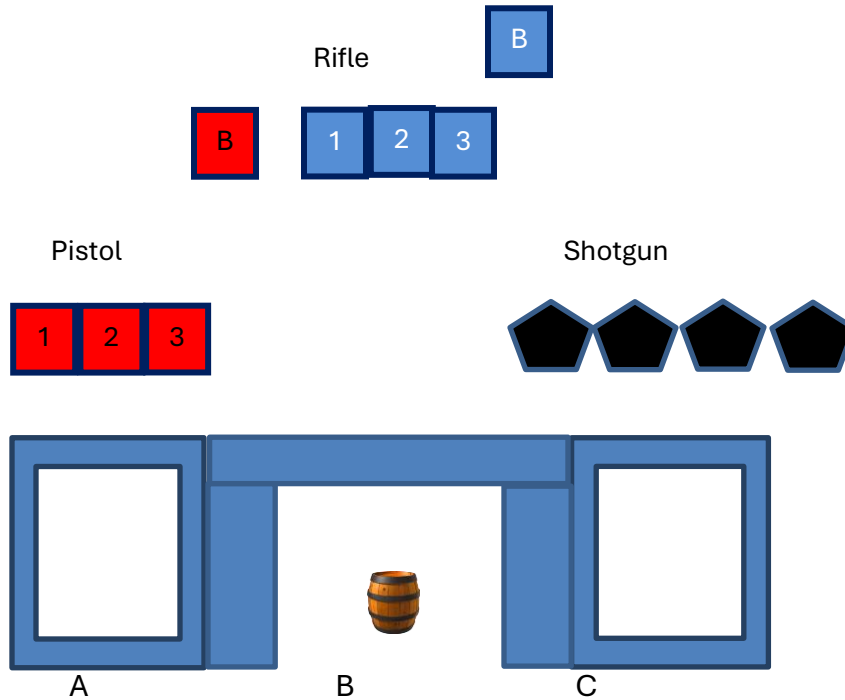
From the alley (A): With rifle, engage by alternating between the fall plates and the dump plate. May start on fall plate or dump. After the string, shooter may reload to engage any fall plates left standing. A miss on the dump plate is a miss.

Then, from the alley (B): With shotgun thru the right alley window, engage the shotgun targets until down, any order.

STAGE 3A

BANK

Target Distance - Yards							
Pistol	7	Rifle	13	Shotgun	8	Bonus	15/25



10 Pistol – Holstered
 10 Rifle – Staged safely
 4+ Shotgun – Staged safely

There are three shooting positions: The left window **(A)**, the doorway **(B)**, and the right window **(C)**. Shooter starts at position of choice, with hands touching shovel.

To start the timer, shooter says ***“We’re looking for nuggets, a vein, the mother load!”***

From the left window (A): With pistols, engage the pistol targets with a triple tap sweep, then place the 10th round on the center target or the bonus target (3 second bonus).

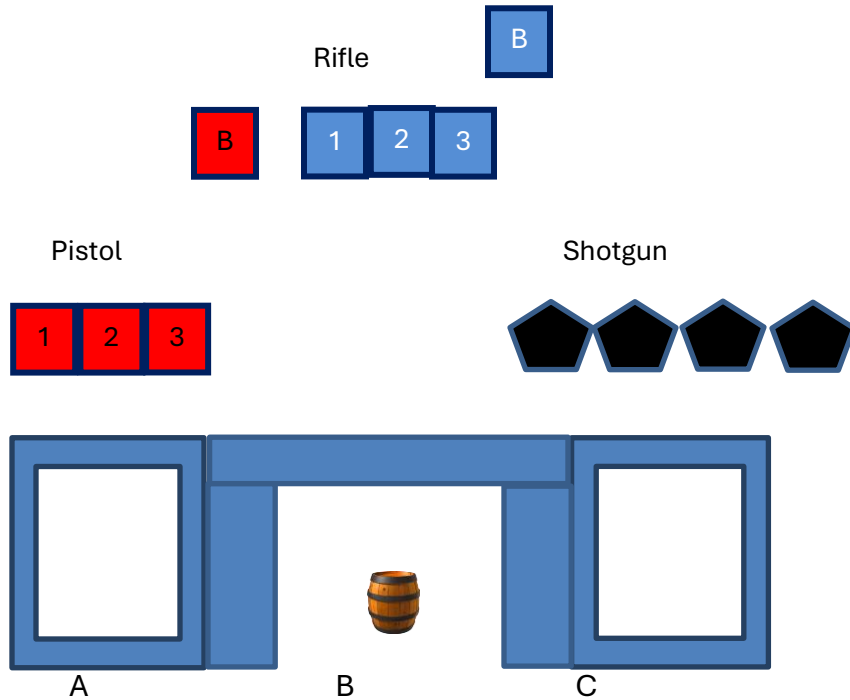
From the doorway (B): With rifle, engage the rifle targets with the pistol instructions.

From the right window (C): With shotgun, engage the shotgun targets until down, any order.

STAGE 3B

BANK

Target Distance - Yards							
Pistol	7	Rifle	13	Shotgun	8	Bonus	15/25



10 Pistol – Holstered
10 Rifle – Staged safely
4+ Shotgun – Staged safely

There are three shooting positions: The left window **(A)**, the doorway **(B)**, and the right window **(C)**. Shooter starts at position of choice, hands holding/touching bag of coins.

To start the timer, shooter says ***“That means four hundred for you.”***

From the left window (A): With pistols, engage the pistol targets with three sweeps, then place the 10th round on the center target or the bonus target (3 second bonus). Sweeps may start from either end. Dirty sweep ok.

From the doorway (B): With rifle, engage the rifle targets with the pistol instructions.

From the right window (C): With shotgun, engage the shotgun targets until down, any order.