

SASS and OREGON TRAIL ROUGH RIDERS



Presents

THE 2024 IDAHO STATE CHAMPIONSHIP RENEGADE SHOOTOUT



SHOOTER'S HANDBOOK

This year's theme:

THE MOVIE

TOMBSTONE

SASS 2024 Idaho State Championship Renegade Shootout

Schedule of Events

Thursday May 30th

7:30am to 9:00am	Registration and Check in
9:00am to 1:00pm	RO 1 Class (Lunch included for Match Participants)
9:00am to 12:00pm	Side Matches; Derringer Pocket Pistol Speed .22 Pistol and Rifle Speed Pistol and Rifle Speed Shotgun (SxS and 97/87) Long Range Pistol and Rifle (Pistol Caliber)
12:00pm to 1:00pm	Lunch (Included with Match Fees)
2:00pm to 5:00pm	Four Stage Warm-up Match
5:00pm to	Posse Marshal walk through

Friday May 31st

7:30am to 8:30pm	Registration and Check in
8:30am to 9:00am	Mandatory Safety Meeting
9:00am to 12:30pm	Shoot Main Match Stages 1 thru 6
12:30pm to 1:30pm	Lunch (Included with Match Fees)
1:30pm to 2:00pm	Side Match Awards
2:00pm to 4:00pm	Top Gun Shoot Off (open to all shooters)

Saturday June 1st

8:30am to 9:00am	Mandatory Safety Meeting
9:00am to 12:30pm	Shoot Main Match Stages 7 thru 12
12:30pm to 1:30pm	Lunch (Included with Match Fees)
1:30pm to 2:30pm	Awards Ceremony

SASS 2024 Idaho State Championship Renegade Shootout
May 30 - June 1, 2024
Posse Lineup

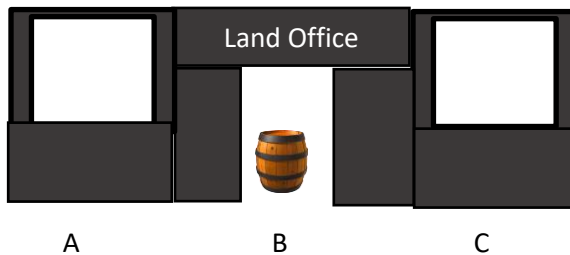
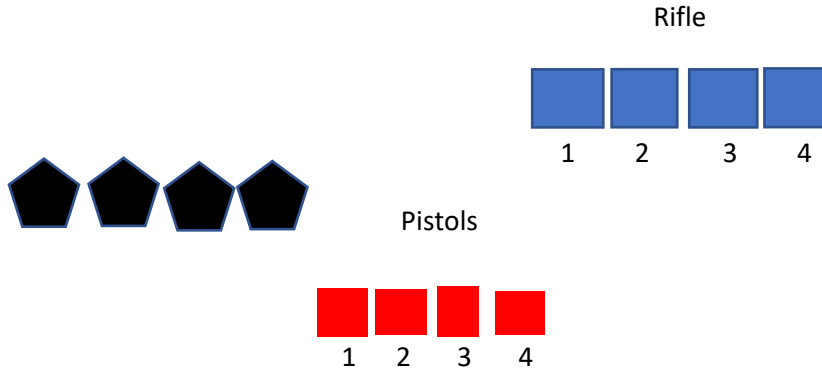
Friday May 31	Land Office	Mercantile	Bank	Saloon	Jail	Church
Stage	1	2	3	4	5	6
Posse						

Saturday June 1	Land Office	Mercantile	Bank	Saloon	Jail	Church
Stage	7	8	9	10	11	12
Posse						

Idaho State Championship 2024 – Land Office

Warm Up – Stage 1

Target Distance - Yards							
Pistol	7	Rifle	12	Shotgun	10	Bonus	N/A



This stage has three shooting positions; **A** the left window, **B** the barrel in the doorway, and **C** the right window.

10 Pistol- Holstered

10 Rifle – In hands, or staged safely

4+ Shotgun – In hands, or staged safely

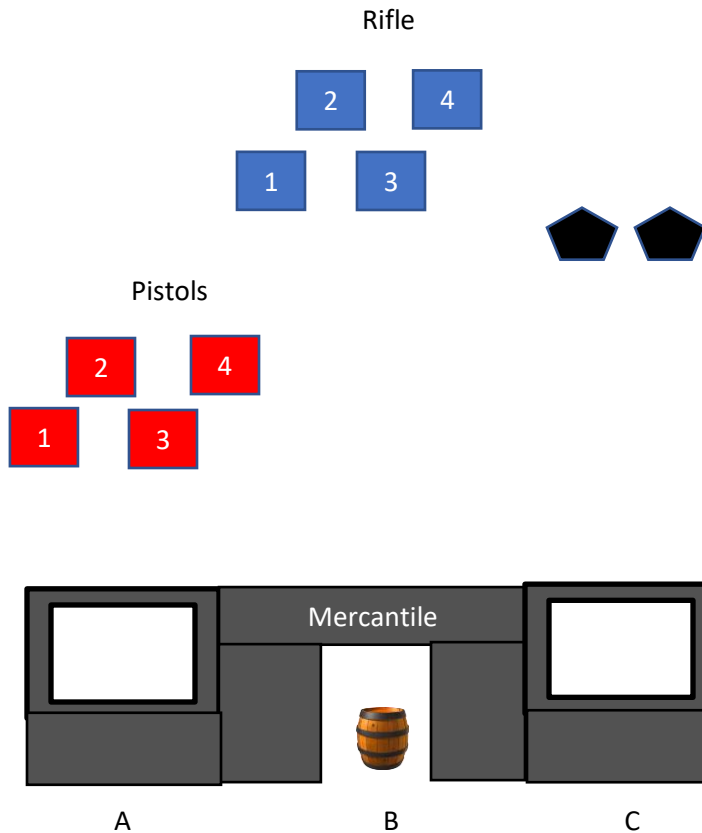
Shooter starts at **A** or **C**, either window, with Shotgun or Rifle in hand. To start the timer say **“And you must be Doc Holiday”**

At the beep, if at **A** knockdown the shotgun targets any order. Move to **C** and with your rifle starting on either end target. Engage the rifle targets with a 2- 3 -3 - 2 sweep. Move to doorway **B** and with your pistols engage the targets using the rifle instructions

Idaho State Championship 2024 – Mercantile

Warm Up – Stage 2

Target Distance - Yards							
Pistol	7-8	Rifle	12-13	Shotgun	10	Bonus	N/A



This stage has three shooting positions; **A** the left window, **B** the barrel in the doorway, and **C** the right window.

- 10 Pistol- Holstered
- 10 Rifle – Staged safely
- 2+ Shotgun staged safely

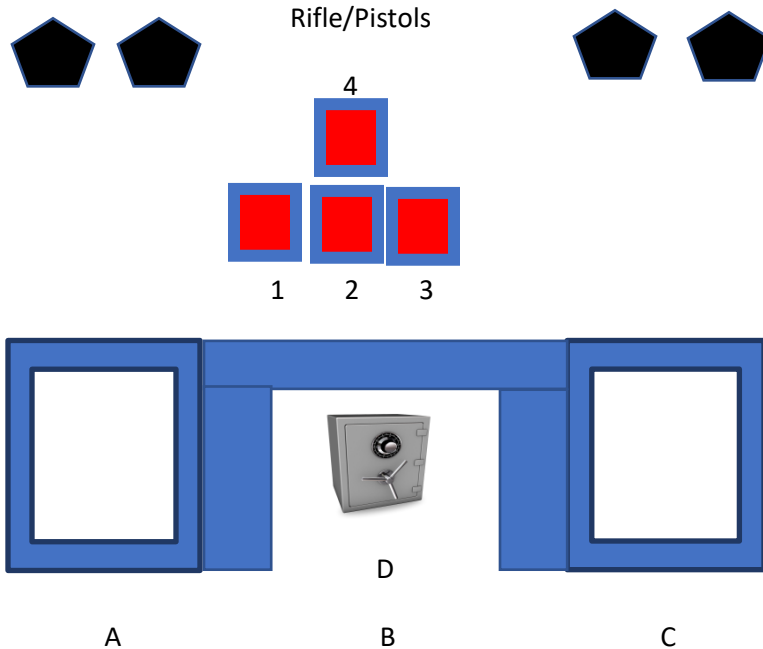
Shooter starts at **A**, the left window or **C** right window. At the ready position. To start the timer say **“I’m going to Tombstone”**

At the beep, if at **A** with pistols engage each pistol target at least once. Move to **B**, the doorway, with rifle engage rifle targets using the pistol instructions. From **C**, the right window, with shotgun engage the shotgun targets any order until down.

Idaho State Championship 2024 – Bank

Warm Up – Stage 3

Target Distance - Yards							
Pistol	7	Rifle	12	Shotgun	10	Bonus	N/A



This stage has four shooting positions; **A** the left window, **B** the doorway, **C** the right window, and **D** the safe.

10 Pistol- Holstered

10 Rifle – Staged safely

4+ Shotgun – In hand

Shooter starts at window of choice, **A** or **C**, with shotgun in hands

To start the timer say **“How did we get ourselves into this?”**

At the beep, engage the two shotgun targets until down, move to the other window and engage the two shotgun targets until down. Make shotgun safe for down range movement.

Move to **B**, the doorway, with your rifle engage the targets starting on the top target, then one round on each target with the fifth round back on the top target , then repeat. Example: 4-1-2- 3-4, repeat. Take rifle to **D** and make safe. At **D**, with pistols engage the Rifle/Pistol targets with the same instructions as the rifle.

Idaho State Championship 2024 – Saloon


Warm Up – Stage 4

Target Distance - Yards							
Pistol	7	Rifle	12	Shotgun	10	Bonus	N/A

Rifle



Pistols



A

B

C

This stage has three shooting positions; **A** the left window, **B** the doorway, and **C** the right window.

10 Pistol- Holstered

10 Rifle – Staged safely

4+ Shotgun – Staged safely

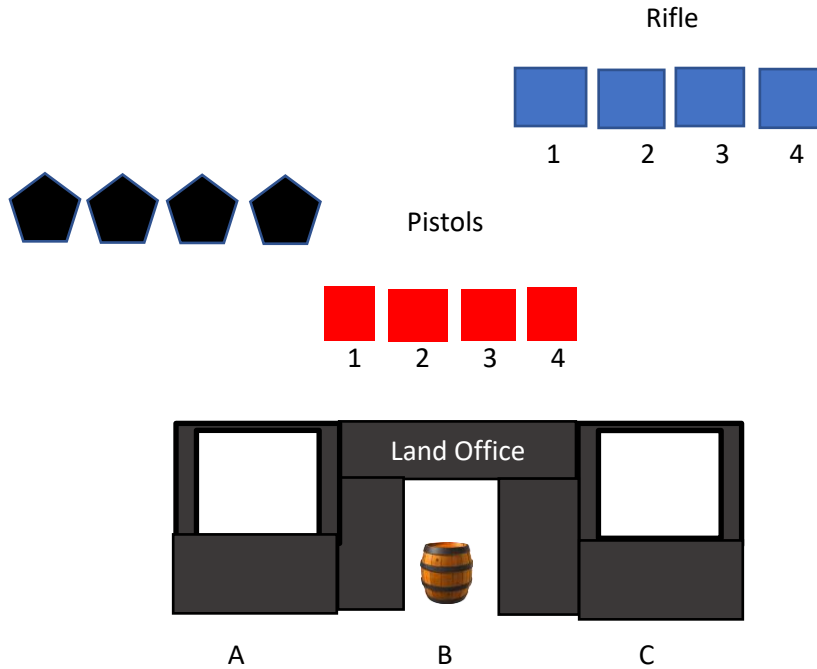
Shooter starts at **A** or **C**, at the ready position. To start the timer, say **“Maybe poker just isn’t your game!”**

At the beep, if at **A** with rifle, starting on either the left two targets or the right two targets alternate for five rounds, then alternate on the other two targets for five rounds. Move to **B** and with your shotgun engage the shotgun targets until down. Move to **C** and with your pistols, engage the targets using the rifle instructions

Idaho State Championship 2024 – Land Office

Main Match – Stage 1

Target Distance - Yards							
Pistol	7	Rifle	12	Shotgun	10	Bonus	N/A



This stage has three shooting positions; **A** the left window, **B** the doorway, and **C** the right window.

10 Pistol- Holstered

10 Rifle – In hands, or staged safely

4+ Shotgun - In hands, or staged safely

Shooter starts at **A** or **C**, either window, with Shotgun or Rifle in hand. To start the timer say; **“Skin that smoke wagon and see what happens”**.

At the beep, if at **A** knockdown the shotgun targets any order. Move to **C** and with your rifle starting on either end target, engage the rifle targets in Badger sweep; 1, 1-2, 1-2-3, 1-2-3-4. Move to the doorway **B** and engage the targets using the rifle instructions.

Idaho State Championship 2024 – Mercantile

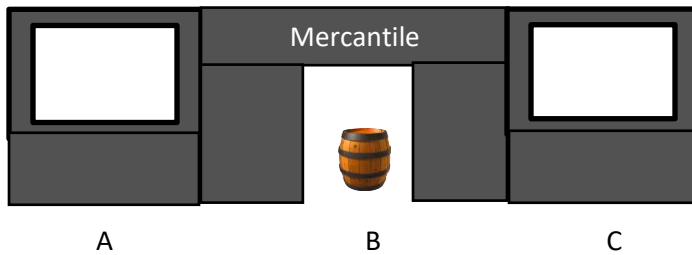
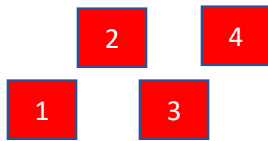
Main Match – Stage 2

Target Distance - Yards							
Pistol	7-8	Rifle	12-13	Shotgun	10	Bonus	N/A

Rifle



Pistols



This stage has three shooting positions; **A** the left window, **B** the doorway, and **C** the right window.

- 10 Pistol- Holstered
- 10 Rifle – Staged safely
- 2+ Shotgun staged safely

Shooter starts at **A** or **C**, either window, at the ready position. To start the timer say; **“You going to do something or just stand there and bleed?”**

At the beep, if at **A** with pistols engage pistol targets in the following order, starting on either front target alternate single taps for four rounds, then alternate double taps on the back two targets for six rounds.

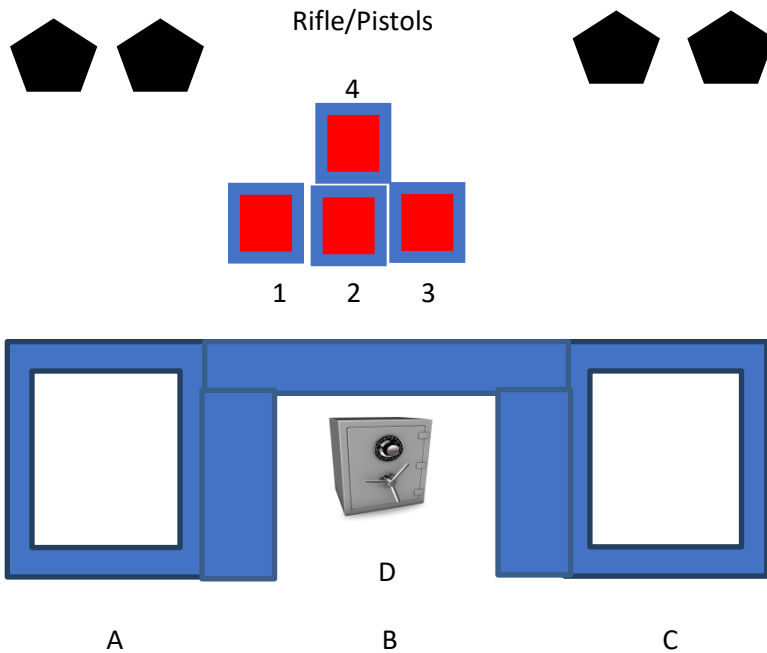
Move to **B**, the doorway, with rifle engage rifle targets with pistol instructions.

From **C**, the right window, with shotgun engage the shotgun targets any order until down.

Idaho State Championship 2024 – Bank

Main Match – Stage 3

Target Distance - Yards							
Pistol	7	Rifle	12	Shotgun	10	Bonus	N/A



This stage has four shooting positions; **A** the left window, **B** the doorway, **C** the right window, and **D** the safe.

- 10 Pistol- Holstered
- 10 Rifle – Staged safely
- 4+ Shotgun – In hand

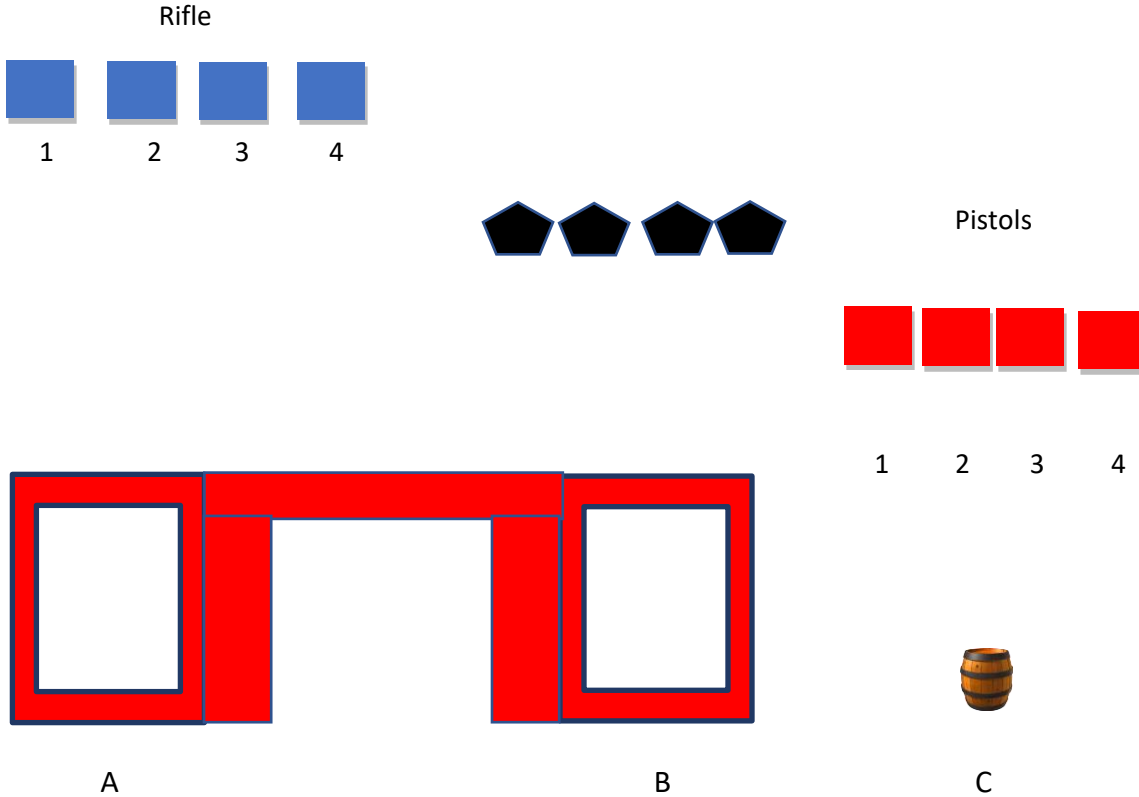
Shooter starts at window of choice, **A** or **C**, with shotgun in hands. To start the timer say;
“I’m your huckleberry ”

At the beep, engage the two shotgun targets until down, move to the other window and engage the other two shotgun targets until down. Make shotgun safe for downrange movement. Move to **B** the doorway, with rifle engage the Rifle/Pistol targets as follows: double tap the two center targets then starting on either outside target double tap sweep the bottom targets. Take rifle to **D** and make safe. At **D**, with pistols engage the Rifle/Pistol targets with the same instructions as the rifle.

Idaho State Championship 2024 – Saloon

Main Match – Stage 4

Target Distance - Yards							
Pistol	7	Rifle	12	Shotgun	10	Bonus	N/A



This stage has three shooting positions; **A** the left window, **B** the right window, and **C** the barrel.

- 10 Pistol- Holstered
- 10 Rifle – Staged safely
- 4+ Shotgun – Staged safely

Shooter starts at **A** or **C**, at the ready position. To start the timer, say **“How many cards do you want?”**

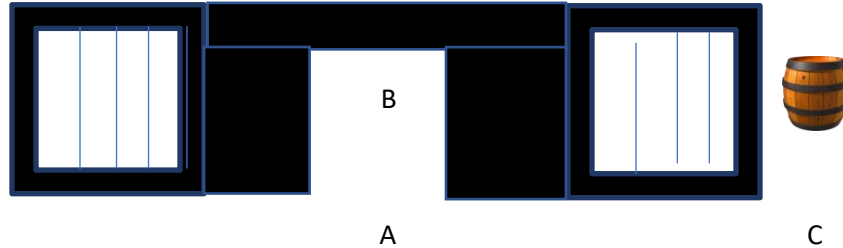

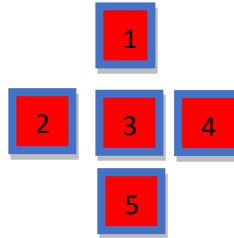
At the beep, if from **A** with rifle, starting on either end target, engage targets in a continuous Nevada sweep for ten rounds. Move to **B** and with your shotgun engage the shotgun targets until down. Move to **C** and with your pistols, engage the pistol targets using the rifle instructions.

Idaho State Championship 2024 – Jail

Main Match – Stage 5

Target Distance - Yards							
Pistol	7	Rifle	12	Shotgun	10-12	Bonus	N/A

Rifle/Pistols



This stage has three shooting positions; **A** the doorway, **B** inside the jail, and **C** the barrel.

10 Pistol- Holstered

10 Rifle – In hand

6+ Shotgun - Staged safely

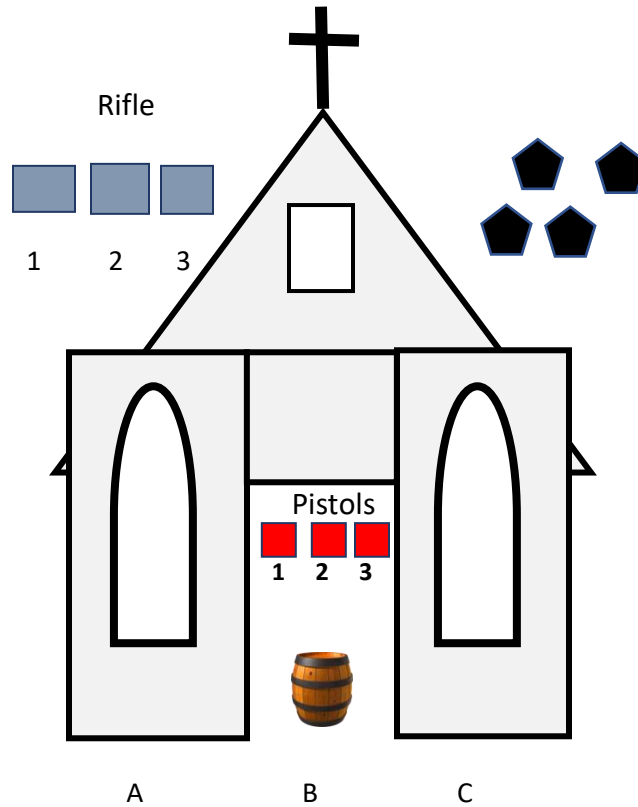
To start the timer, say **“I don’t think you’ll arrest us today, Beehan.”**

Shooter starts at **A**, at the beep, with rifle engage the targets in the following order, starting on either the top or bottom target, double tap the target, then sweep the three middle targets with one round each. Then double tap the other top or bottom (the one you did not engage first) then sweep the middle targets with one round each again. Take rifle to **B** and stage safely. With your pistols from **B** engage the targets using the rifle instructions. Move thru the doorway to **C** and with your shotgun engage the six targets till down.

Idaho State Championship 2024 – Church

Main Match – Stage 6

Target Distance - Yards							
Pistol	7	Rifle	12	Shotgun	10-12	Bonus	N/A



This stage has three shooting positions; **A** the left window, **B** the doorway, and **C** the right window.

- 10 Pistol- Holstered
- 10 Rifle -Staged safely
- 4+Shotgun - Staged safely

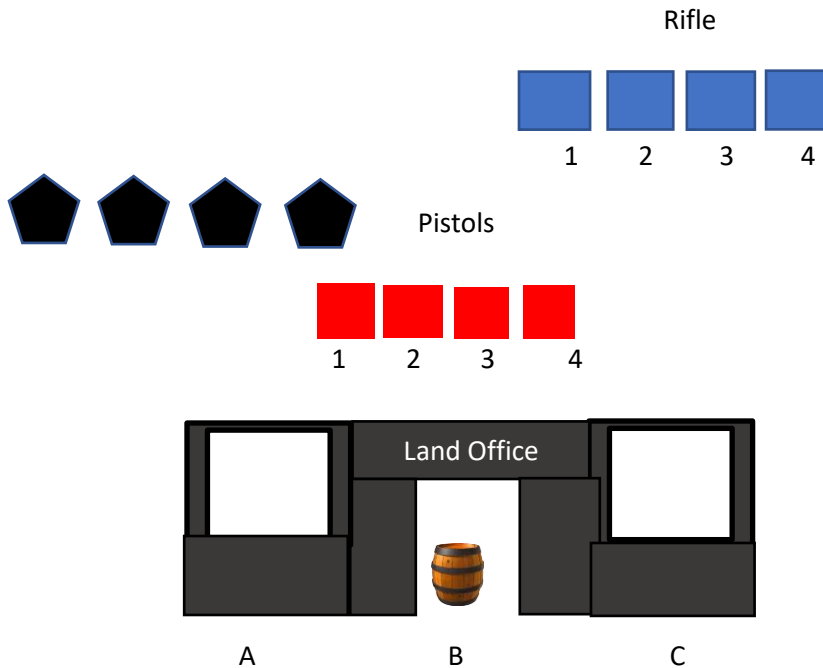
Shooter starts at position **A or C**, either window, hands together in front of your face.
 To start the timer, say ***"Its quoted in the Bible, Revelations"***

At the beep, if at **A** with your rifle engage the Rifle targets with a Progressive sweep starting on the middle target. Example; 1 on 2, 2 on 1, 3 on 2, 4 on 3. Move to **C** and engage shotgun targets until down. Move to the **B**, and engage the pistol targets with the rifle instructions.

Idaho State Championship 2024 – Land Office

Main Match – Stage 7

Target Distance - Yards							
Pistol	7	Rifle	12	Shotgun	10	Bonus	N/A



This stage has three shooting positions; **A** the left window, **B** the barrel in the doorway, and **C** the right window.

10 Pistol- Holstered

10 Rifle – In hands or staged safely

4+ Shotgun- In hands or staged safely

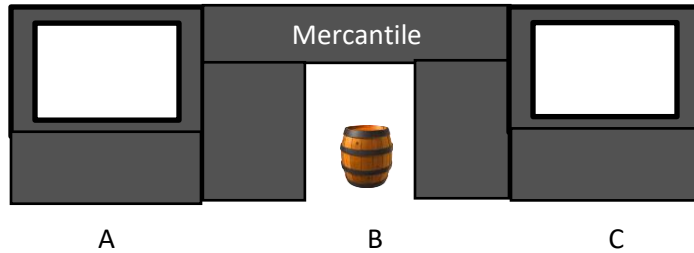
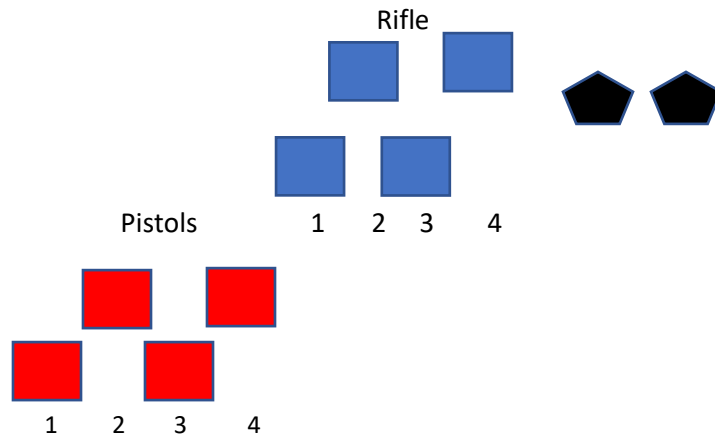
Shooter starts at **A** or **C**, with Shotgun or Rifle in hand. To start the timer say **“Look darling, Johnny Ringo”**.

At the beep, if at **A** engage the shotgun targets in any order until down. Move to **C** and with your rifle starting on either center target, engage the targets in the following order; double tap the two inside targets, then single tap the two outside targets, then double tap the two inside targets again. Move to **B** and engage the targets with pistols using the rifle instructions.

Idaho State Championship 2024 – Mercantile

Main Match – Stage 8

Target Distance - Yards							
Pistol	7-8	Rifle	12-13	Shotgun	10	Bonus	N/A



This stage has three shooting positions; **A** the left window, **B** the barrel in the doorway, and **C** the right window.

- 10 Pistol - Holstered
- 10 Rifle – Staged safely
- 2+ Shotgun- Staged safely

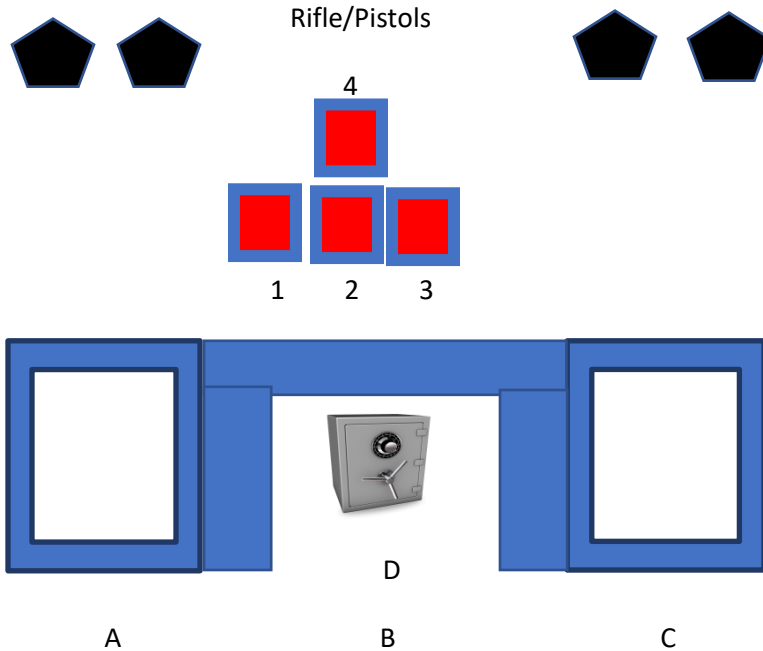
Shooter starts at **A** or **C**, either window, at the ready position. To start the timer say **“Not me, I’m in my prime ”**

At the beep, if at **A** with pistols engage pistol targets as follows with two rounds on each front target, and three rounds on each back target, in any order. Move to **B**, with rifle engage rifle targets using the pistol instructions. From **C**, with shotgun engage the shotgun targets in any order until down.

Idaho State Championship 2024 – Bank

Main Match – Stage 9

Target Distance - Yards							
Pistol	7	Rifle	12	Shotgun	10	Bonus	N/A



This stage has four shooting positions; **A** the left window, **B** the doorway, **C** the right window, and **D** the safe.

- 10 Pistol- Holstered
- 10 Rifle – Staged safely
- 4+ Shotgun – In hands

Shooter starts at window of choice, **A** or **C**, with shotgun in hands. To start the timer say ***“You’re no daisy!”***

At the beep, engage the two shotgun targets until down, move to the other window and engage the two shotgun targets until down. Make shotgun safe for down range movement. Move to **B**, with rifle engage the Rifle/Pistol targets as follows; Nevada sweep the lower targets with your first five rounds, then engage the upper target with five rounds. Take rifle to **D** and make safe. At **D**, with pistols engage the Rifle/Pistol targets with the same instructions as the rifle.

Idaho State Championship 2024 – Saloon



Main Match – Stage 10

Target Distance - Yards							
Pistol	7	Rifle	12	Shotgun	10	Bonus	N/A

Rifle



Pistols



A

B

C

This stage has three shooting positions; **A** the left window, **B** the right window, and **C** the barrel.

10 Pistol- Holstered

10 Rifle – Staged safely

4+ Shotgun – Staged safely

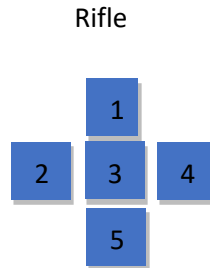
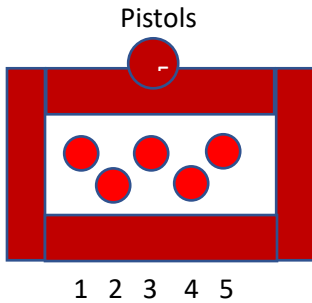
Shooter starts at **A** or **C**, at the ready position. To start the timer, say **“No need to go heeled to get the bulge on a tub like you”**

At the beep, if from **A** with rifle, starting on either end target, engage in a continuous Nevada sweep double tapping the end targets and single tapping the center targets. Example; 1-1-2-3 -4 -4 -3 -2 -1 -1. Move to **B** and with your shotgun engage the shotgun targets until down. Move to **C** and with your pistols, engage the pistol targets using the rifle instructions

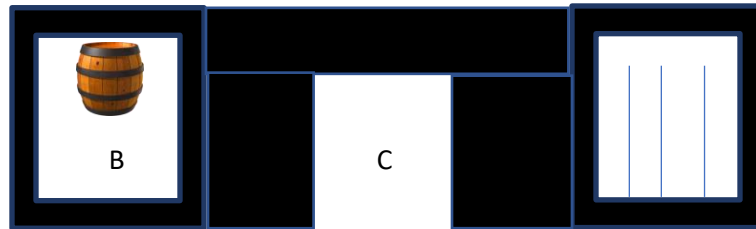
Idaho State Championship 2024 – Jail

Main Match – Stage 11

Target Distance - Yards							
Pistol	7	Rifle	12	Shotgun	10-12	Bonus	N/A



A



This stage has three shooting positions; **A** the shooting gallery, **B** the barrel, and **C** inside the jail.

10 Pistol- Holstered

10 Rifle – Staged Safely

6+ Shotgun - Staged Safely

Shooter starts at **A or C**, with hands on hat. To start the timer, with hands on hat, say **“It says United States Marshal!”**

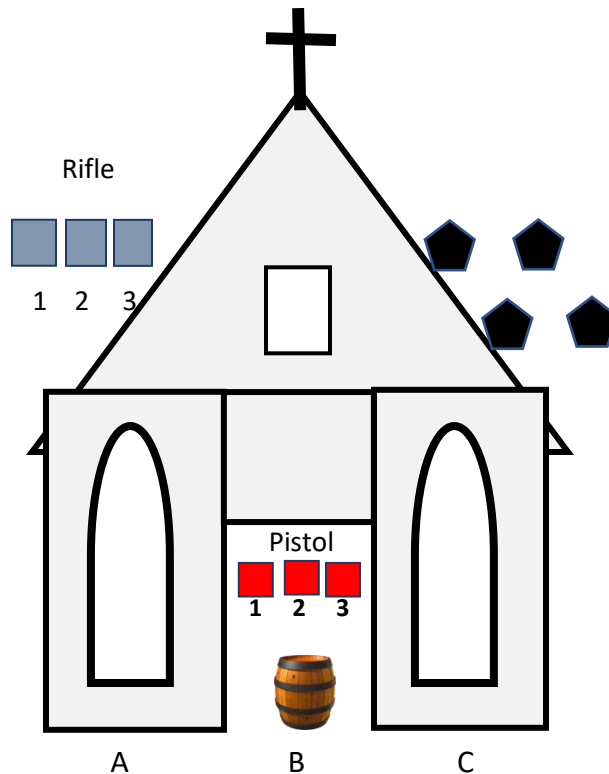
At the beep, if at **A** with pistols, starting on the middle target, engage targets in a Nevada sweep using the right or left targets. Using your second pistol, Nevada sweep the other targets starting on the middle target.

Example: 3-2-1-2-3, 3-4-5-4-3. At **B** engage the shotgun targets until down. At **C**, with Rifle engage the rifle targets in two five round Nevada sweeps starting on the middle target. One vertical , one horizontal.

Example: 3-1-3-5-3 then 3-2-3-4-3

Idaho State Championship 2024 – Church Main Match – Stage 12

Target Distance - Yards							
Pistol	7	Rifle	12	Shotgun	10-12	Bonus	N/A



This stage has three shooting positions; **A** the left window, **B** the doorway, and **C** the right window.

10 Pistol- Holstered

10 Rifle – In hand or staged safely

4+ Shotgun - In hand or staged safely

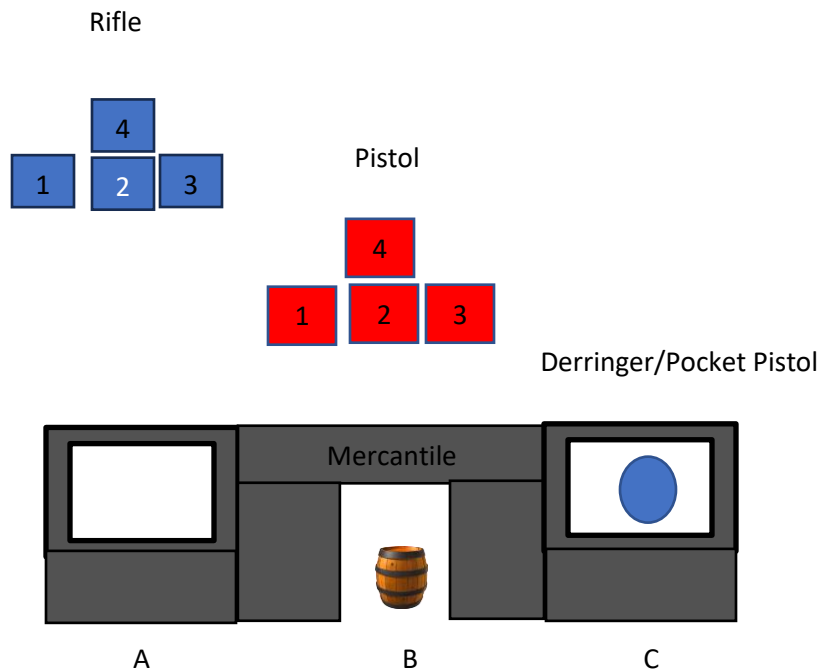
Shooter starts at position **A** or **C**, gun in hand. To start the timer, **“Why Ed, does this mean we’re not friends anymore?”**

At the beep, if at **A** with your rifle, starting on either outside target engage the targets with a 2-1-2 sweep and repeat. Move to **C**, with your shotgun knockdown the shotgun targets. Move to **B**, and with your pistols engage the targets using the rifle instructions.

Idaho State Championship 2024 – Side Match - Mercantile

Derringer – Pocket Pistol – Speed .22 Rifle & Pistol

Target Distance - Yards							
Pistol	7	Rifle	12	Derringer	1	Pocket Pistol	1



Derringer - 2 Rounds

Pocket Pistol - 5 Rounds

.22Cal. Rifle – 10 rounds

.22 Cal. Pistol - 5 rounds

To start the timer, say; “Doc Holiday”

Derringer-

At C, gun in hands, barrel touching the table, at the beep, engage 1 plate with 2 shots.

Pocket Pistol –

At C, gun in hands, barrel touching the table, at the beep, engage 1 plate with 5 shots.

.22 Cal. Rifle –

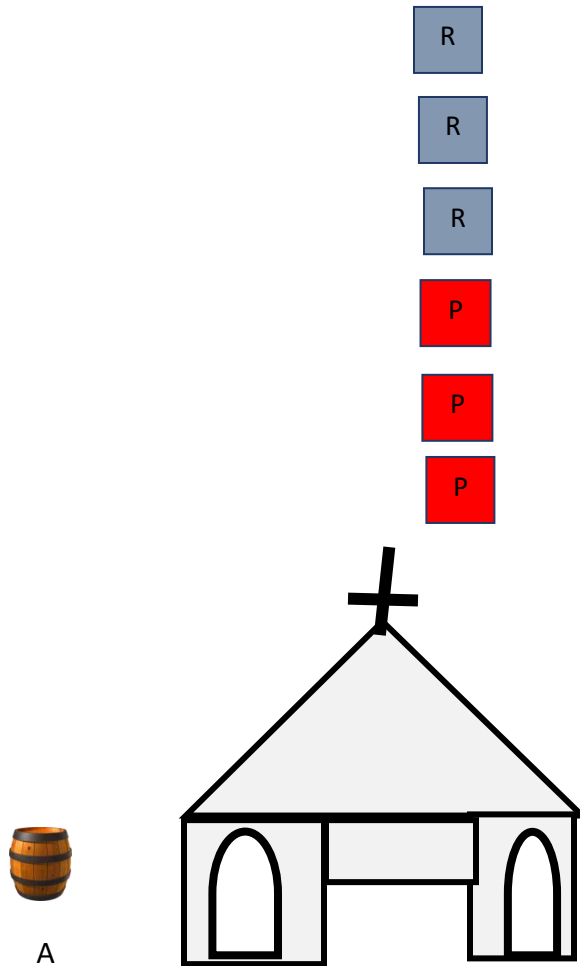
From Window A, with rifle in hand, at the beep, double tap targets 1, 2, 3, and then engage target 4 with 4 shots

.22 Cal. Pistol –

From Barrel B, hands at the ready position, at the beep, single tap 1, 2, 3, and then two shots on 4.

Idaho State Championship 2024 – Side Match - Church Long Range Pistol & Rifle (Pistol Caliber)

Target Distance - Yards							
Pistol	10-20-30	Rifle	40-50-60				



10 Pistol- Holstered
10 Rifle – In hand

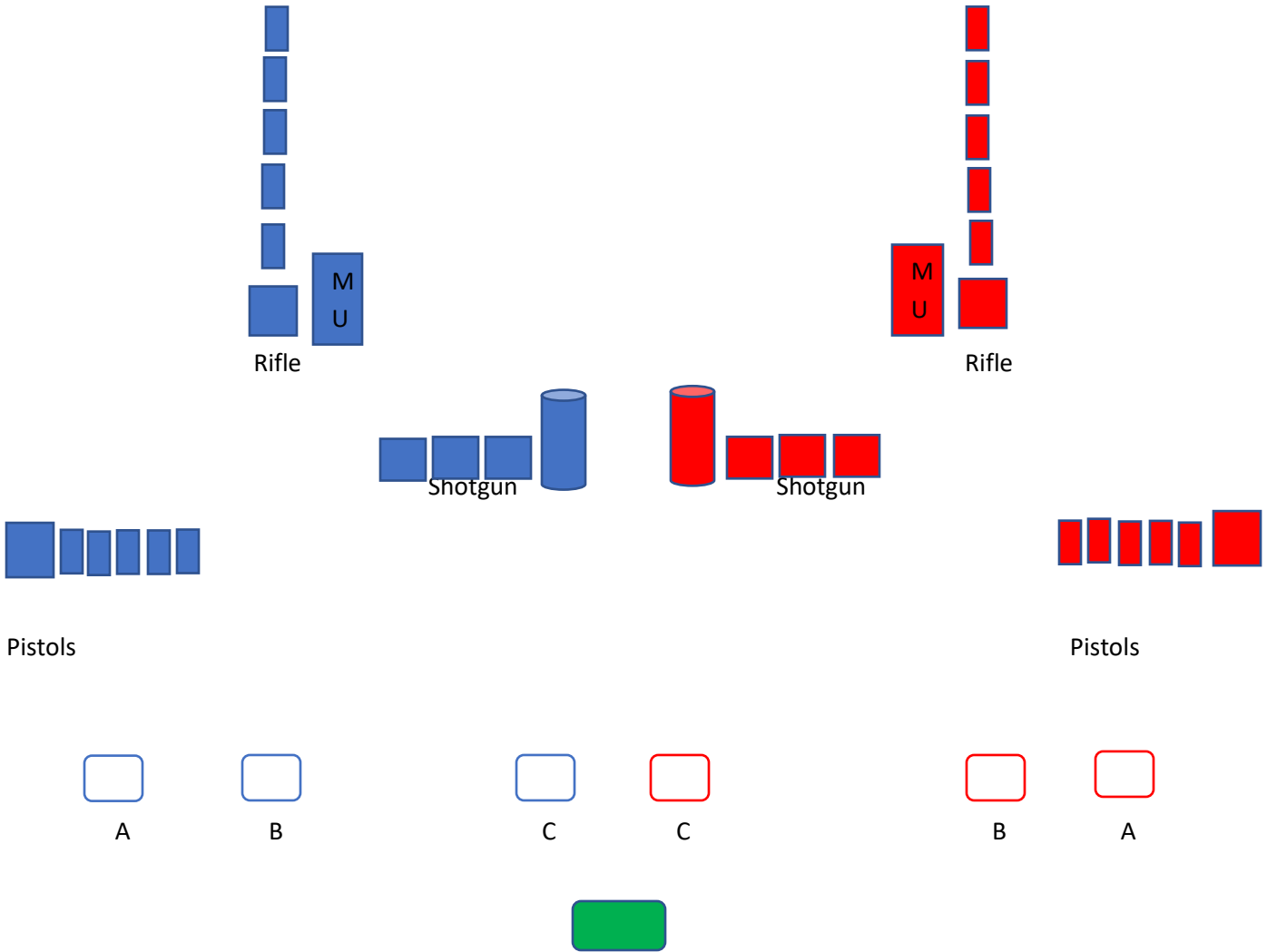
To start the timer say; “Johnny Ringo”

Pistols –

From the Barrel **A** , with hands on pistols, at the beep, engage the front three targets as follows; 3 on 1, 3 on 2, 4 on 3

Rifle – From the Barrel **A**, at the beep, engage back three targets as follows; 3 on 1, 3 on 2, 4 on 3

Idaho State Championship 2024 - Top Gun Shoot Off



Round Count;
 10 Pistol Holstered
 10 Rifle Staged at B
 4+ Shotgun Staged at C

Shooters start in the **Green** Box shaking hands. At the beep, move to position **A** and engage all the **Pistol** fall targets until down and then engage the fixed target with any remaining unfired rounds. Move to position **B** and engage the **Rifle** targets with Pistol instructions. With **Rifle**, make up any pistol and rifle fall targets left standing on the Make Up (MU) target. Move to position **C** and engage the 3 shotgun targets until down and finish by ringing the bell.