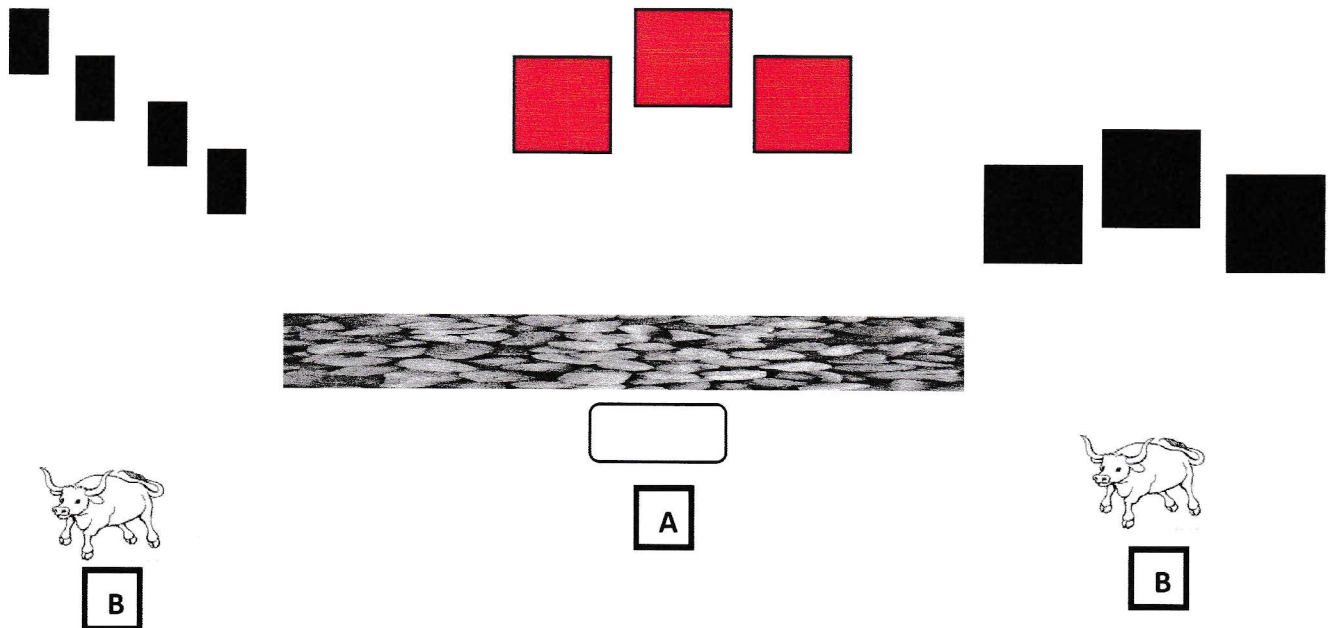


10 Pistol
10 Rifle
4+Shotgun

Northwest Regional 2025
Stage 1
The Ranch



STAGING:

Rifle in hands and shotgun staged safely, pistols holstered.

STARTING POSITION:

Start "A" TBD

When ready say, "TBD!"

PROCEDURE:

At "A" with rifle, engage rifle targets as follows, sweep the 3 targets, then 1 shot on middle target, then double tap the 3 targets.

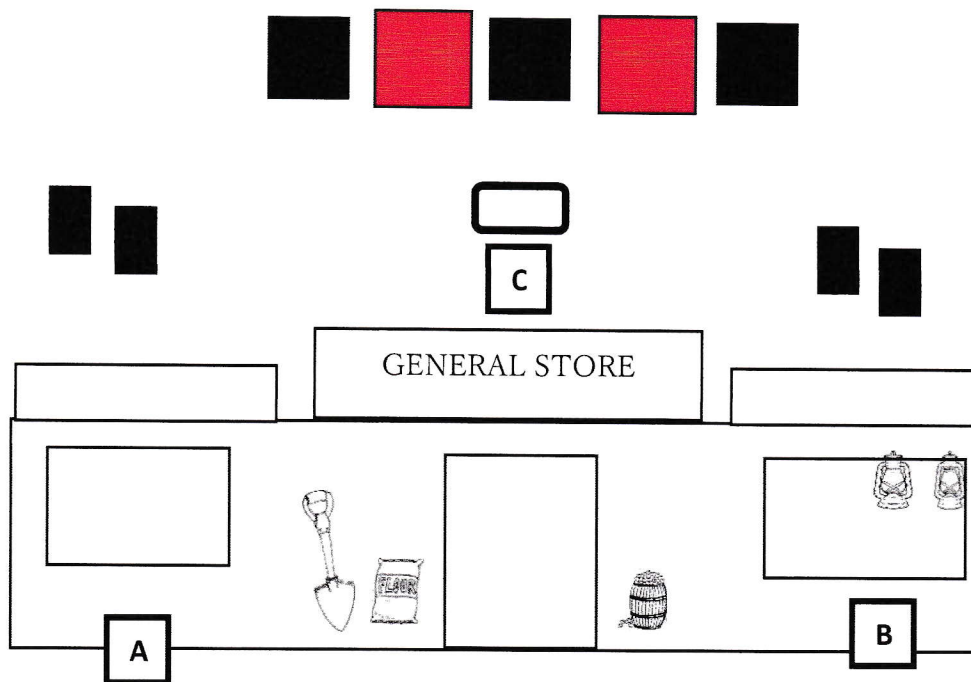
Move to either "B"

At "B" with shotgun, engage shotgun targets in any order.

At "B" with pistols, engage pistol targets using rifle instructions.

10 Pistol
10 Rifle
4+Shotgun

Northwest Regional 2025
Stage 2
THE GENERAL STORE



STAGING:

Rifle and shotgun staged safely; pistols holstered.

STARTING POSITION:

Start at position "A" or "B", TBD

When ready say, "TBD!"

PROCEDURE

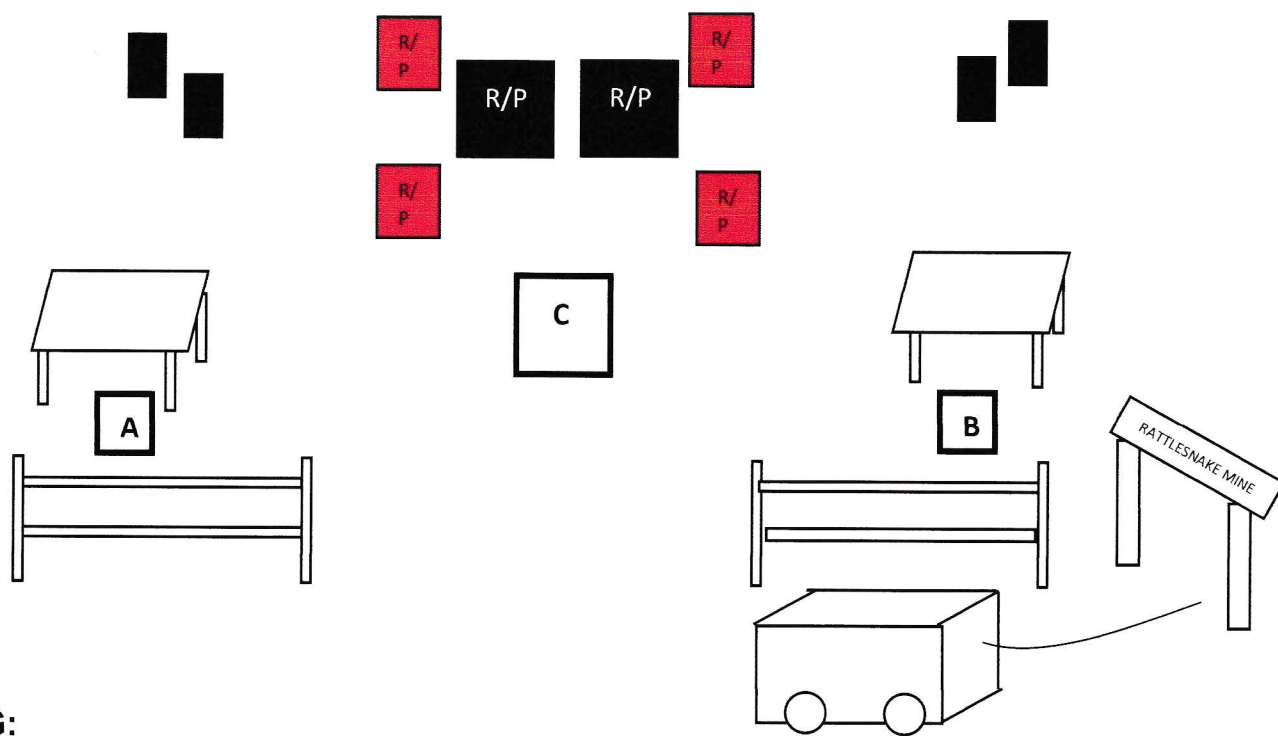
At "A" or "B" with shotgun, engage shotgun targets in any order, move to opposite position and engage remaining two shotgun targets in any order. Make safe for down range movement.

At "A" or "B" with rifle, engage the rifle targets as follows: Double tap R/P2 then sweep R/P1, R/P2, R/P3, THEN Double tap, R/P4 then sweep R/P3, R/P4, R/P5. Sweeps either direction. Make safe for down range movement.

At "C" with pistols, engage the pistol targets using rifle instructions.

10 Pistol
10 Rifle
4+Shotgun

Northwest Regional 2025
Stage 3
THE RATTLESNAKE MINE



STAGING:

Rifle and shotgun staged safely; pistols holstered

STARTING POSITION:

Start at Position "A" or "B", TBD.

When ready say, "TBD"

PROCEDURE:

At "A or B" with rifle, engage rifle/pistol targets with 1 round on each outside target, 3 rounds on each center target. Make safe for down range movement.

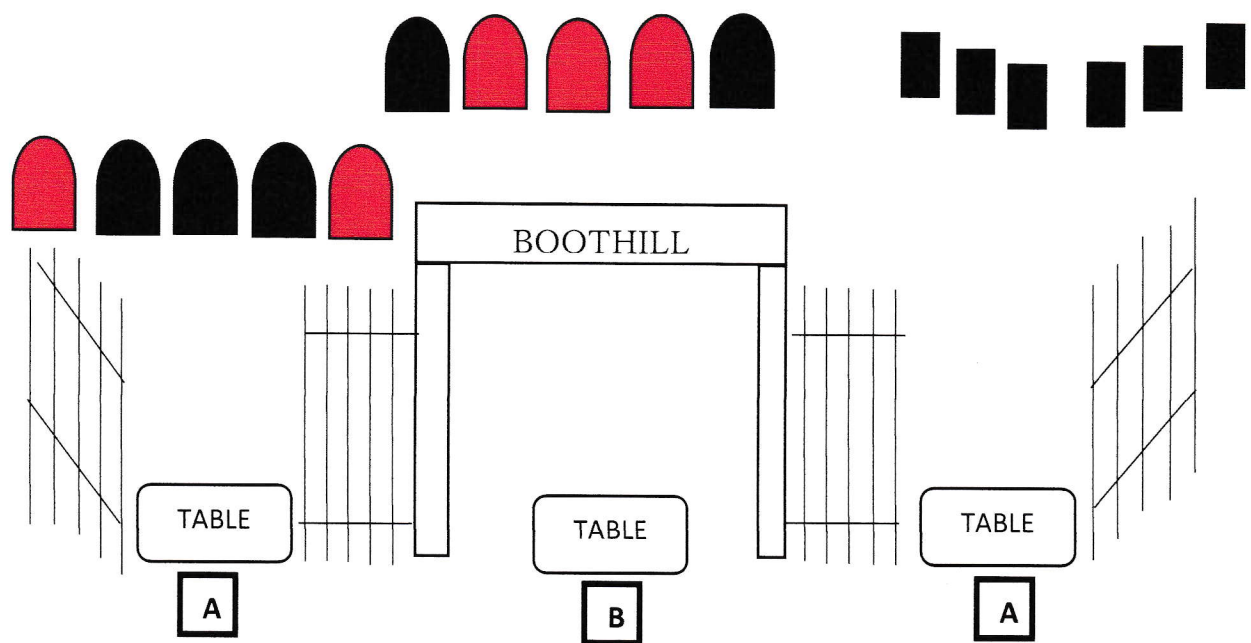
At "A or B" with shotgun, engage two shotgun targets move to opposite "A or B" engage remaining two shotgun targets. Make safe for down range movement.

At "C" (at least one foot in square) engage rifle/pistol targets using rifle instructions.

ROUND COUNT NOT AN ORDER.

10 Pistol
10 Rifle
6+ Shotgun

Northwest Regional 2025
Stage 4
THE BOOTHILL CEMETERY



STAGING:

Rifle and shotgun staged safely; pistols holstered.

STARTING POSITION:

Start at either "A" TBD.

When ready say, "TBD!"

PROCEDURE:

With shotgun, engage all shotgun targets in any order.

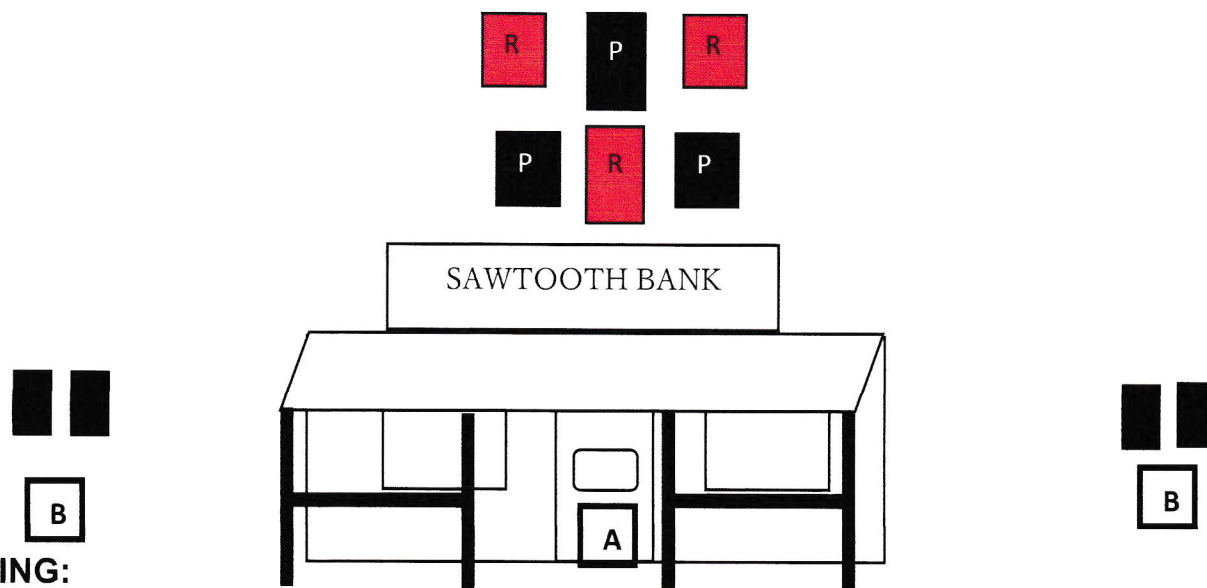
With rifle, engage rifle targets as follows: sweep from either direction then Nevada sweep any three targets.

With pistols, engage the pistol targets using rifle instructions.

Stage will be shot from left to right or right to left.

10 Pistol
10 Rifle
2+ Shotgun

Northwest Regional 2025
Stage 5
THE SAWTOOTH BANK



STAGING:

Rifle and shotgun staged safely; pistols holstered.

STARTING POSITION:

Start standing "A" TBD.

When ready say, "TBD!"

PROCEDURE:

At "A" with rifle, double tap the front middle pistol/rifle target, then sweep the back 3 targets, any direction, repeat instructions.

At "A" with pistols, double tap the back middle rifle/pistol target, then sweep the front 3 targets, any direction, repeat instructions.

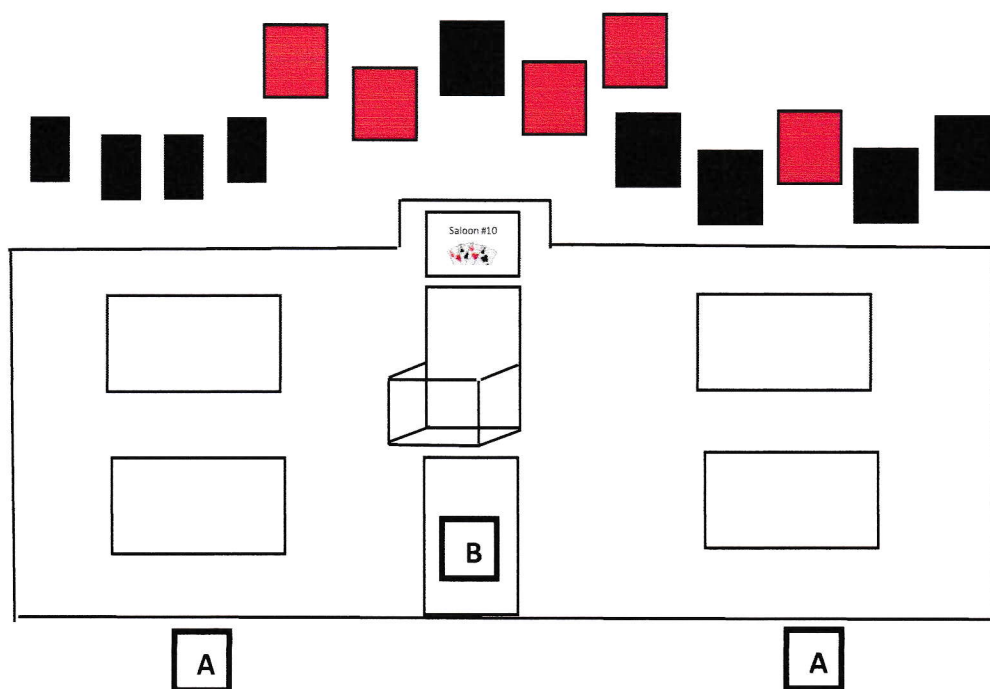
Move to either "B" and engage two shotgun targets any order.

10 Pistol
10 Rifle
4+ Shotgun

Northwest Regional 2025

Stage 6

HOTEL AND SALOON



STAGING:

Rifle or shotgun in hands or staged safely; pistols holstered.

STARTING POSITION: Start at either "A" TBD.

When ready say, "TBD!"

PROCEDURE:

At "A" with rifle, engage rifle targets as follows: double tap middle target, then single tap inside target, single tap outside target, single inside target, double tap middle target, then single tap inside target, single tap outside target, single tap inside target. 3, 3, 2, 1, 2, 3, 3, 4, 5, 4 or 3, 3, 4, 5, 4, 3, 3, 2, 1, 2

At "A" with shotgun, engage shotgun targets any order.

At "B" inside hotel with pistols, engage pistol targets using rifle instructions.