

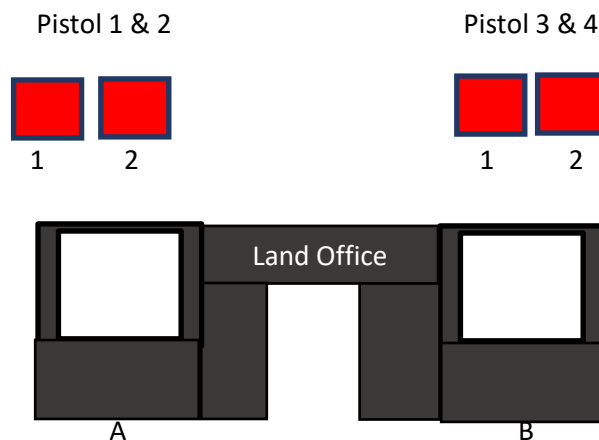
The Outlaw Josey Wales 2025

Stage 1: Land Office

Target Distance - Yards							
Pistol	7	Rifle	N/A	Shotgun	N/A	Bonus	N/A

Having finally arrived at their destination in Texas, Josey is confronted in the saloon by a bounty hunter. He tries to convince the bounty hunter to simply walk away. The bounty hunter declines, stating that everyone has to earn a living somehow.

Josey: “Dyin’ ain’t much of a livin’ boy”



This stage has two (2) shooting positions: **A** the left window and **B** the right window

Ammunition and Staging;

10 Pistol - Revolver 1 & 2 Holstered

5 Pistol – Revolver 3 Staged safely at B

5 Pistol – Revolver 4 Staged safely at B

Starting Position;

Shooter starts at A , the left window, with arms crossed.

Ready Line;

“Dyin’ ain’t much of a livin’ boy”

At the beep;

From A, with Pistols 1&2, starting from either direction, engage pistol targets with a 2-3 sweep (2 on 1, 3 on 2) or (2 on 2, 3 on 1) and repeat.

From B, the right window. With Pistols 3 & 4 engage pistol targets with Pistol instructions. Re-stage pistols.

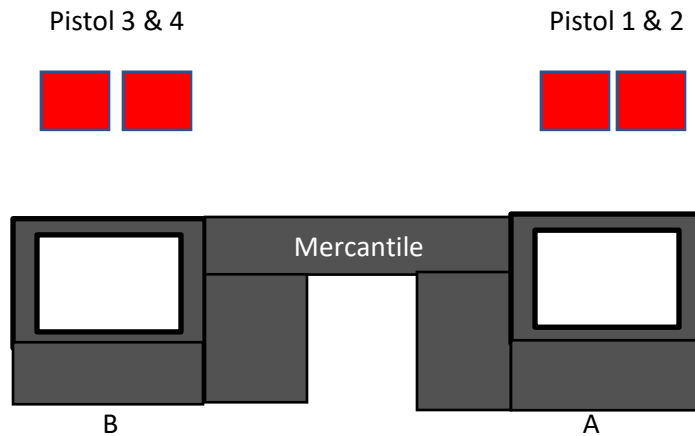
The Outlaw Josey Wales 2025

Stage 2: Mercantile

Target Distance - Yards							
Pistol	7	Rifle	N/A	Shotgun	N/A	Bonus	N/A

Josey, Lone Watie, and Little Moonlight make their way to Texas. While buying supplies in a general store, Josey is recognized by the carpetbagger he spat on in Missouri, and is confronted by four calvary troopers.

Josey; “ Are you going to pull those pistols, or Whistle Dixie? “



This stage has two (2) shooting positions: **A** the right window and **B** the left window

Ammunition and Staging;

10 Pistol - Revolver 1 & 2 holstered

5 Pistol – Revolver 3 Staged safely at B

5 Pistol – Revolver 4 Staged safely at B

Starting Position;

Shooter starts at A , the right window, holding packages with both hands.

Ready Line;

“ Are you going to pull those pistols, or Whistle Dixie? “ Then spit (pretend)

At the Beep;

Drop the packages and;

From A, with Pistols 1&2, starting from either direction, engage pistol targets by alternating 1 shot on each target for 5 shots, and repeat.

From B, the left window. With Pistols 3 & 4, engage pistol targets with Pistol instructions. Re-stage pistols.

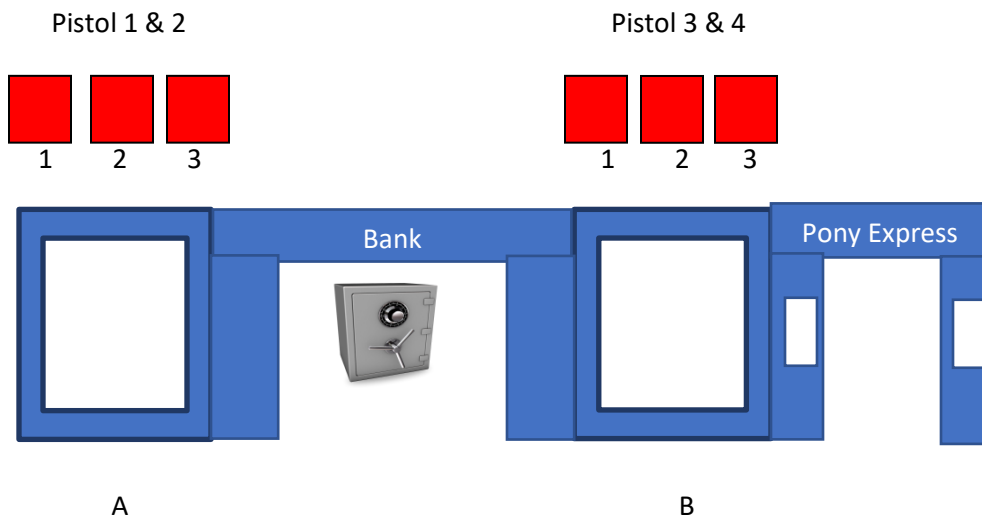
The Outlaw Josey Wales 2025

Stage 3: Bank

Target Distance - Yards							
Pistol	7	Rifle	N/A	Shotgun	N/A	Bonus	N/A

After outwitting the union cavalry, Josey and Jamie rest for the night. In the morning, they are surprised by two fellows looking to make a quick buck for the capture of Josey. The over confident bounty hunters, Abe and Lige, call to their friend.

Abe: “ Benny! Come up! We got us the Josey Wales! “



This stage has two (2) shooting positions: **A** the left window and **B** the right window

Ammunition and Staging;

10 Pistol - Revolver 1 & 2 Holstered

10 Pistol – Revolver 3 & 4 Staged safely at B

Starting Position;

Shooter starts at position of choice, either A or B, with hands touching both pistols.

Ready Line;

“Benny! Come up! We got us the Josey Wales”

At the beep;

From A with Pistols 1 & 2, engage the pistol targets starting with 2 shots on the middle target and then sweeping each target with one shot starting from either direction(2 on 2, 1 on 1, 1 on 2, 1 on 3), or (2 on 2, 1 on 3, 1 on 2, 1 on 1) and repeat

From B, with Pistols 3 & 4, engage pistol targets with Pistol instructions. Re-stage pistols.

The Outlaw Josey Wales 2025

STAGE 4: Saloon

Target Distance - Yards							
Pistol	7	Rifle	N/A	Shotgun	N/A	Bonus	N/A

After escaping the bounty hunters, Josey visits a trading post to procure a horse for Lone Watie. He is recognized by two no-good trappers who wish to claim the reward.

Trapper; “ Mr. Chain Blue Lighting his-self”

Pistol 1 & 2

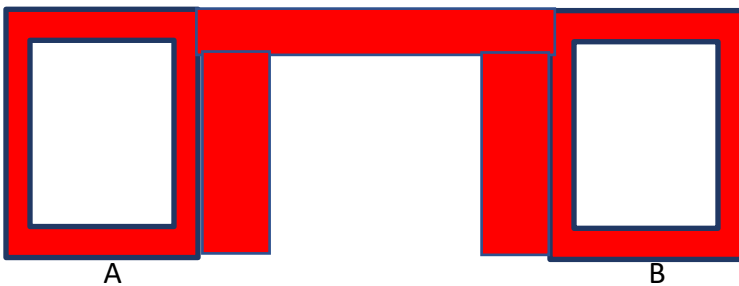


1 2 3

Pistol 3 & 4



1 2 3



This stage has two (2) shooting positions: **A** the left window and **B** the right window

Ammunition and Staging;

10 Pistol - Revolver 1 & 2 Holstered

5 Pistol – Revolver 3 Staged safely at B

5 Pistol – Revolver 4 Staged safely at B

Starting Position;

Shooter starts at position of choice, A, or B, with hands touching both pistols.

Ready Line;

“ Mr. Chain Blue Lighting his-self”

At the Beep;

From A, the left window, with Pistols 1 & 2 engage pistol targets in a 3-1-1 sweep and repeat.

From B, the right window, with Pistols 3 & 4 engage the pistol targets with Pistol instructions. Re-stage pistol.

The Outlaw Josey Wales 2025

STAGE 5: Jail

Target Distance - Yards						
Pistol	7	Rifle	N/A	Shotgun	N/A	Bonus
						N/A

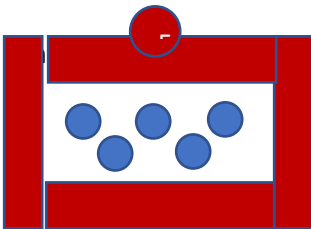
Having been betrayed by his commander at the surrender of his band of Missouri guerrillas, Josey Wales decides to fight the entire Union army when he sees his unarmed comrades being killed. His young friend Jamie shouts, “ You can’t get ‘em all Josey !”

“That’s a fact, responds Josey”


“Well how come your doin’ this?”

Josey: “ Cuz I ain’t got nothin’ better to do”

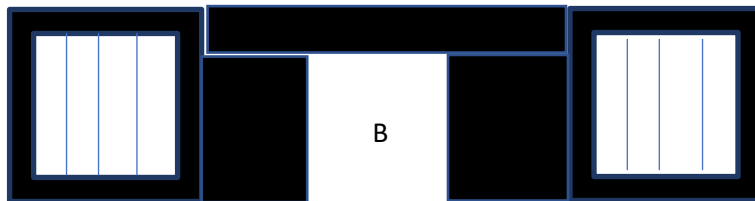
Pistol 1 & 2



Pistol 3 & 4



A



This stage has two (2) shooting positions: **A** the left barrel and **B** inside the jail.

Ammunition and Staging;

10 Pistol - Revolver 1 & 2 Holstered or in hand or hands

5 Pistol – Revolver 3 Staged safely at B or in hand

5 Pistol – Revolver 4 Staged safely at B or in hand

Starting Position;

Shooter starts at position of choice with pistol(s) in hand(s) pointed at a target.

Ready Line;

“ Cuz I ain’t got nothin’ better to do”

At the Beep;

From A, the shooting gallery, with Pistol 1 & 2 engage each target with one shot and repeat .

From B, inside the Jail, with Pistol 3 & 4 , engage pistol targets with Pistol. Re-stage pistols.

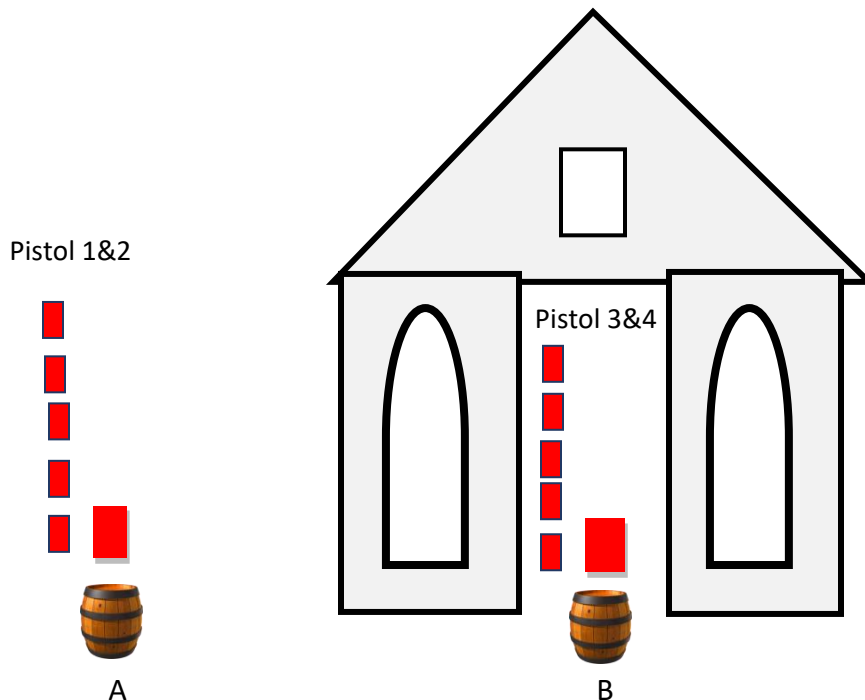
The Outlaw Josey Wales 2025

STAGE 6 - Church

Target Distance - Yards							
Pistol	7	Rifle	N/A	Shotgun	N/A	Bonus	N/A

After their gunfight with the troopers, Josey and Lone Wadie lament their loss of their Navaho companion, Little Moonlight. Josey states that whenever he gets to liking someone, they ain't around for long.

Lone Watie: " I notice when you get to dis-liking someone, they ain't around for long neither"



This stage has two (2) shooting positions: **A** the left barrel and **B** the doorway

Ammunition and Staging;

10 Pistol - Revolver 1 & 2 Holstered

5 Pistol – Revolver 3 Staged safely at B

5 Pistol – Revolver 4 Staged safely at B

Starting Position;

Shooter starts at position A with hands on the barrel.

Ready Line;

" I notice when you get to dis-liking someone, they ain't around for long neither"

At the Beep;

From A, the left barrel, with Pistol 1&2, starting on either target, alternate with one shot on the knock down targets and the stationary target for 10 shots.

From B, the barrel, with Pistol 3 & 4, engage pistol targets with Pistol instructions. Re-stage pistols.

Any fall plate left standing, or miss of the stationary target, counts as a miss.

If shooting .22 cal., the knock down targets need to be hit, but do not need to fall to be scored a hit.