


SALOON STAGE 4 - A

Target Distance - Yards						
Pistol	7	Rifle	15	Shotgun	9	Bonus

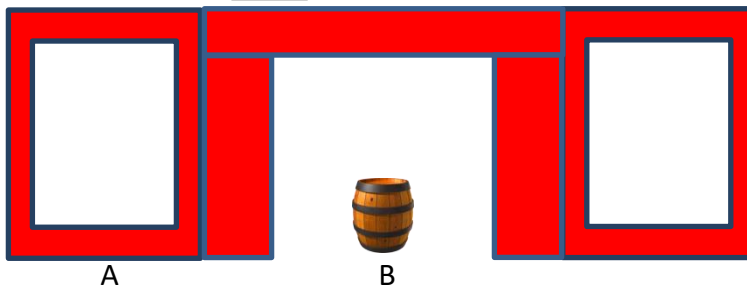
Rifle



Pistol



Shotgun



10 Pistol- Holstered

10 Rifle – Staged safely

4+ Shotgun – Staged safely

There are three shooting positions: The left window **(A)**, the doorway **(B)**, and the right barrel **(C)**. Shooter starts at position of choice, with arms folded over chest.

To start the timer, say **“How about a drink while we wait for the stage?”**

From the left window (A): With rifle, engage the rifle targets in a 4-4-1-1 sweep (4 on 1, 4 on 2, 1 on 3, 1 on 4), starting from either end.

From the doorway (B): With pistol, engage the pistol targets with the rifle instructions.

From the right barrel (C): With shotgun, engage the shotgun targets until down.


SALOON STAGE 4 - B

Target Distance - Yards						
Pistol	7	Rifle	15	Shotgun	9	Bonus

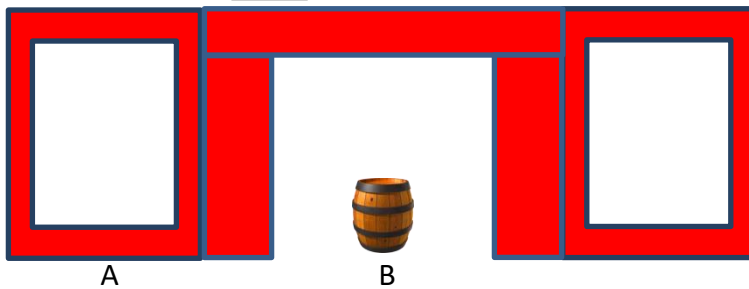
Rifle



Pistol



Shotgun



10 Pistol- Holstered

10 Rifle – Staged safely

4+ Shotgun – Staged safely

There are three shooting positions: The left window **(A)**, the doorway **(B)**, and the right barrel **(C)**. Shooter starts at position of choice at the Ready Position.

To start the timer, say **“How about a drink while we wait for the stage?”**

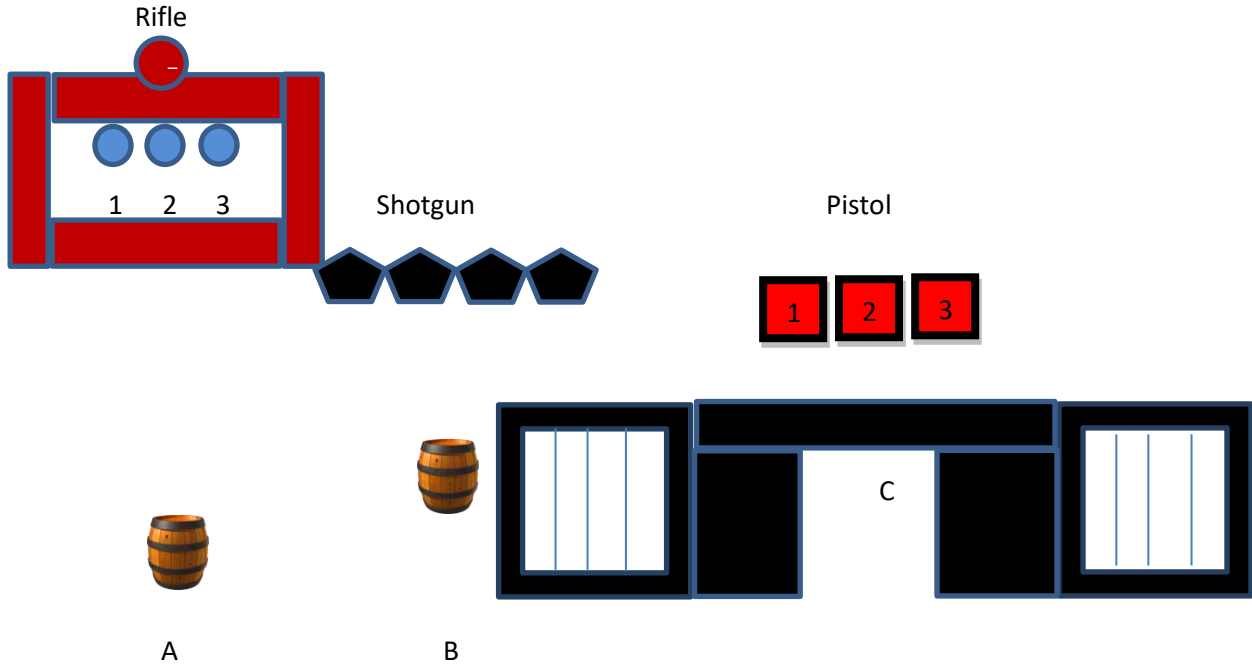
From the left window (A): With rifle, engage the rifle targets as follows; 3 on 4, 3 on 2, 2 on 2, 2 on 1.

From the doorway (B): With pistol, engage the pistol targets with the rifle instructions.

From the right barrel (C): With shotgun, engage the shotgun targets until down.

JAIL STAGE 5 -A

Target Distance - Yards						
Pistol	7	Rifle	13	Shotgun	8	Bonus



- 10 Pistol- holstered
- 10 Rifle – staged safely
- 4+ Shotgun – staged safely

There are three firing positions: The left barrel **(A)**, the right barrel **(B)**, and the inside window **(C)**. Shooter starts at the left barrel **(A)**, with hands clasped in front.

To start the timer, say **“What prize will I win?”**

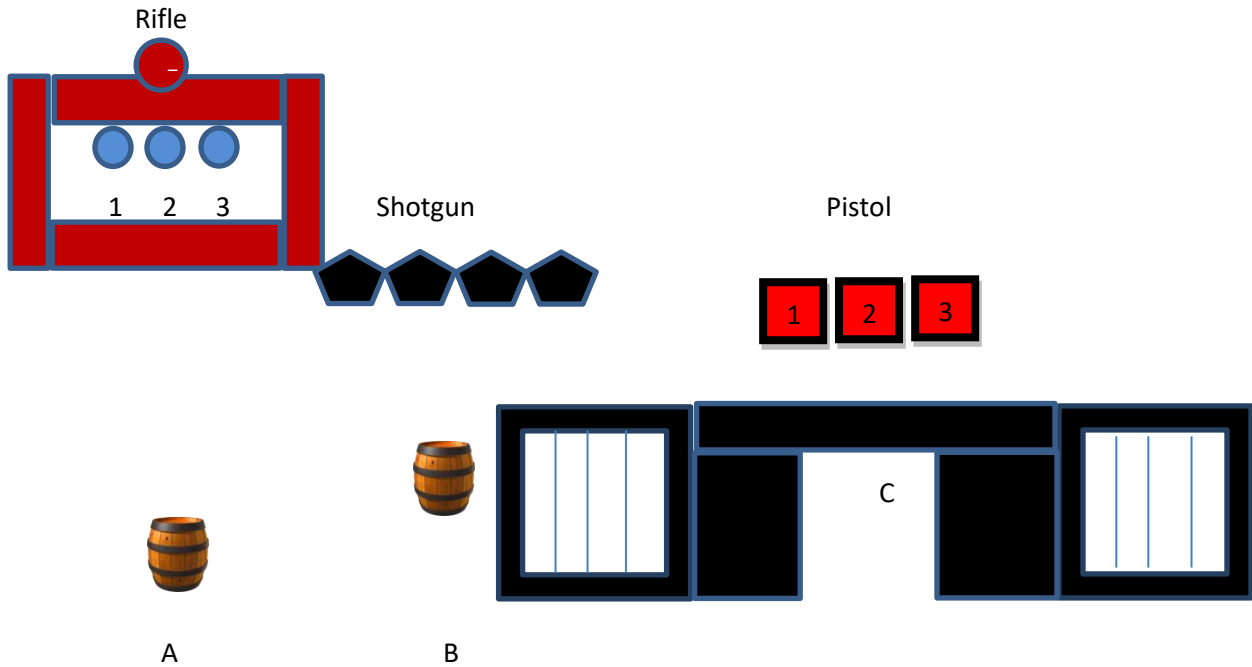
From the left barrel (A): With rifle, engage the rifle targets in 6-2-2 sweep (6 on 1, 2 on 2, 2 on 3), from either end. Make rifle safe for downrange movement.

From the right barrel (B): With shotgun, engage the shotgun targets until down.

From the inside window (C): With pistols, engage the pistol targets with the rifle instructions.

JAIL STAGE 5 - B

Target Distance - Yards						
Pistol	7	Rifle	13	Shotgun	8	Bonus



- 10 Pistol- holstered
- 10 Rifle – staged safely
- 4+ Shotgun – staged safely

There are three firing positions: The left barrel **(A)**, the right barrel **(B)**, and the inside window **(C)**. Shooter starts at the left barrel **(A)** at the Ready Position.

To start the timer, say **“What prize will I win?”**

From the left barrel (A): With rifle, engage the rifle targets as follows; 1 on 2, 2 on 1, 2 on 3, and repeat. Make rifle safe for downrange movement.


From the right barrel (B): With shotgun, engage the shotgun targets until down.

From the inside window (C): With pistols, engage the pistol targets with the rifle instructions.

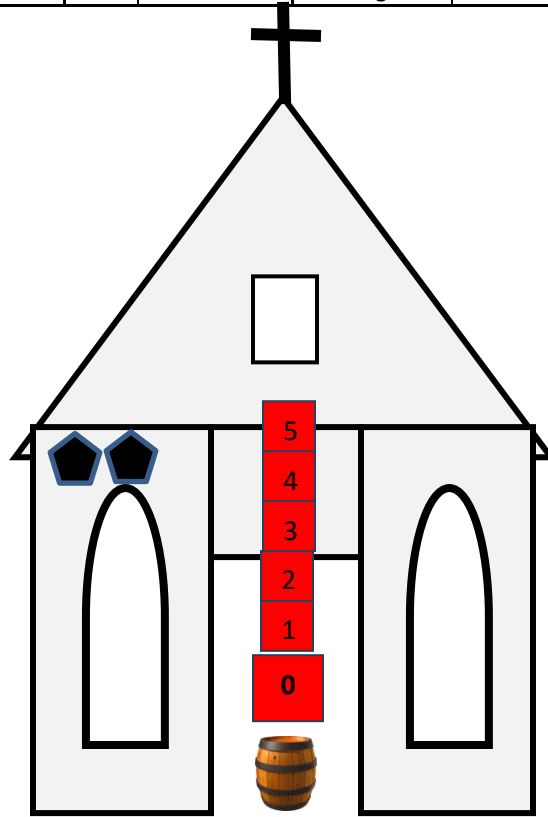
CHURCH STAGE 6 -A

Target Distance - Yards						
Pistol	7	Rifle	15	Shotgun	10	Bonus

Rifle



A



B

C

10 Pistol- Holstered 10 Rifle – Staged safely 2+ Shotgun – Staged safely

There are three shooting positions – the left barrel **(A)**, the left window **(B)**, and the doorway **(C)**. Gun order is shooter’s choice. Start at position of choice with hands behind shooter’s back.

To start the timer, say ***“Not many in the pews today.”***

From the left barrel: With rifle, engage the rifle targets in a reverse IRS sweep (4 on 1, 3 on 2, 2 on 3, 1 on 4), starting from either end.


From the left window: With shotgun, engage the shotgun targets until down.

From the doorway: With pistols, engage the tombstone rack with 10 rounds to knock down five plates. Any remaining rounds go on the dump plate **(0)**. Any plates left standing are a miss, any miss on the dump plate is a miss.

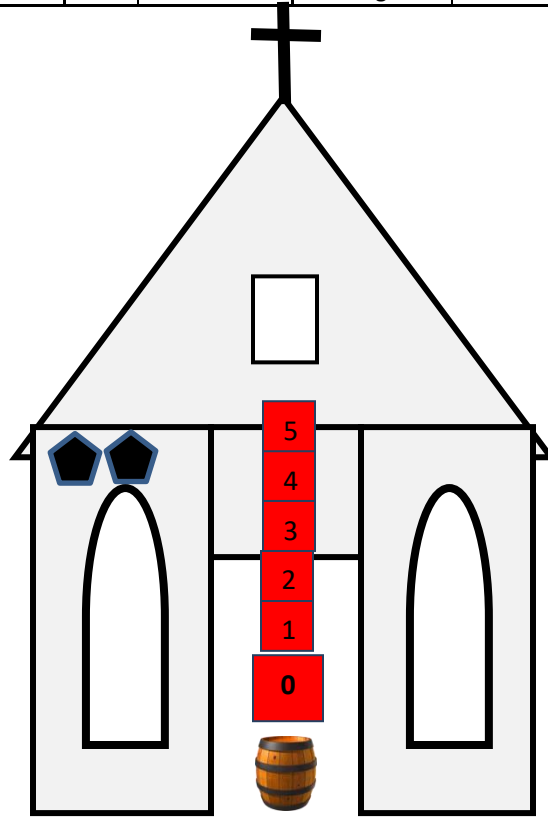
CHURCH STAGE 6 -A

Target Distance - Yards						
Pistol	7	Rifle	15	Shotgun	10	Bonus

Rifle



A



B

C

10 Pistol- Holstered

10 Rifle – Staged safely

2+ Shotgun – Staged safely

There are three shooting positions – the left barrel **(A)**, the left window **(B)**, and the doorway **(C)**. Gun order is shooter’s choice. Start at position of choice at the Ready position.

To start the timer, say ***“Not many in the pews today.”***

From the left barrel: With rifle, engage the rifle targets in a continuous Nevada Sweep starting from either end.

From the left window: With shotgun, engage the shotgun targets until down.

From the doorway: With pistols, engage the tombstone rack with 10 rounds alternation shots between the dump plate and the five knock down plates. Any plates left standing are a miss, any miss on the dump plate is a miss.