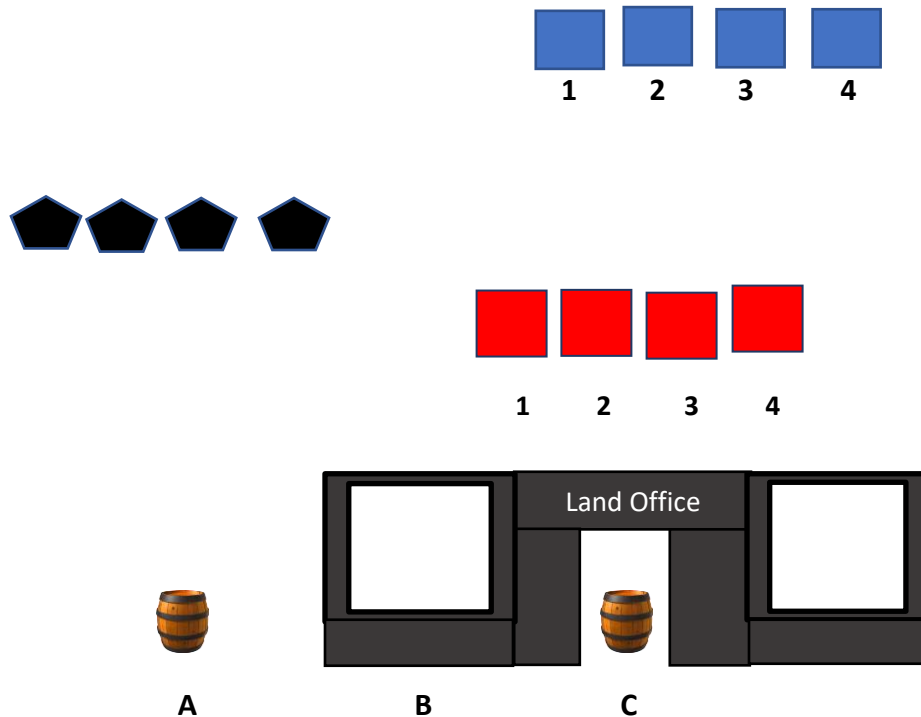


Land Office

February - 1ST Saturday

Stage: 1



10 Pistol Holstered

10 Rifle- in hands

4+ Shotgun staged safely.

Shooter starts at Land Office door (C) with rifle in hands.

At the beep, engage the rifle: alternate on the outside targets for five rounds, alternate on the inside targets for five rounds, Start on either end.

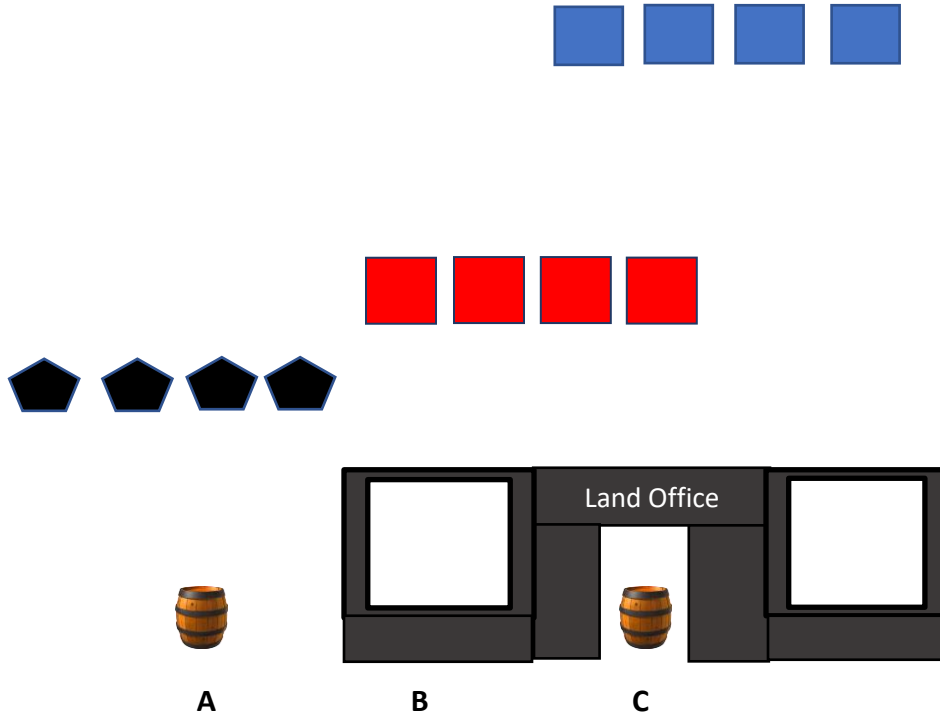
Then from the left window, (B) with the pistols, engage the pistol targets with the rifle instructions.

Then move to (A) engage all shotgun targets until down any order.

Land Office

February - 1ST Saturday

Stage: 2



10 Pistol Holstered

10 Rifle Staged safely.

4+ shotgun in hands

Shooter starts at Barrel (A) on the left side of the Land Office, with shotgun in hands.

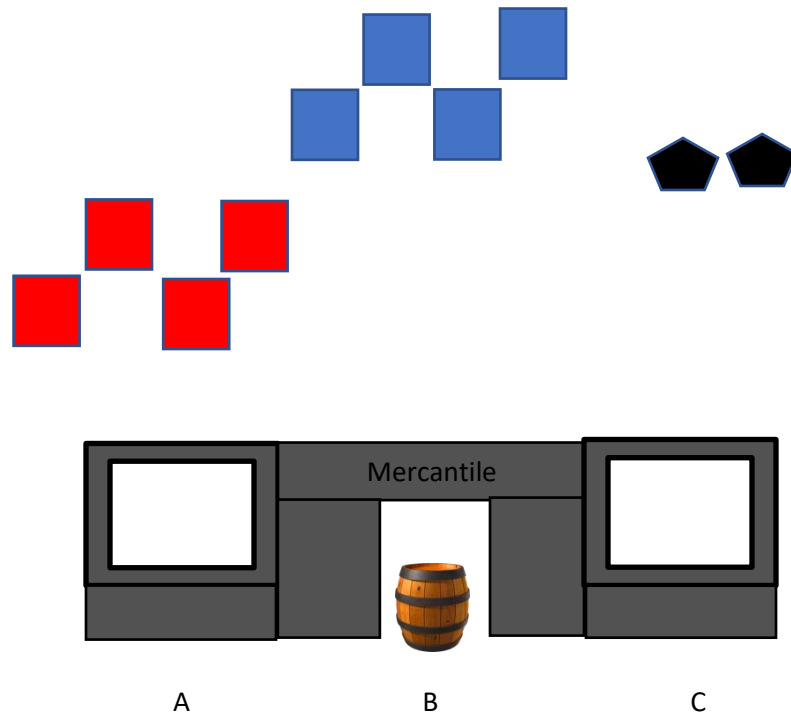
To start the timer, say "That's just wrong".

At the beep, engage the shotgun targets as follows, both outside targets first, any order, then inside targets, any order.

Shooter moves to left window (B) engage the pistol targets with a continuous sweep, starting from either end.

Shooter moves to the doorway (C) , with rifle engage rifle targets with pistol instructions.

MERCANTILE
February - 1ST Saturday
Stage: 3



10 Pistol holstered.
10 Rifle staged safely.
2+ Shotgun staged safely.

Shooter starts at A the left window. Hands on pistols.

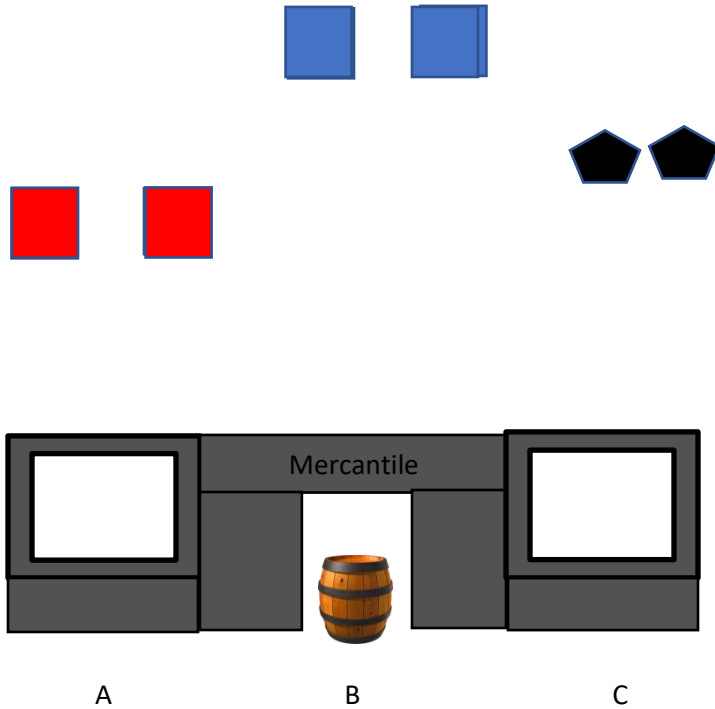
To start the timer, say “ Two pounds of bacon please”

At the beep, with the pistols, engage pistol targets in a 1-4-4-1 sweep from either end.

Move to doorway, with rifle engage the rifle targets with pistol instructions.

From the right window, with the shotgun, engage targets in any order until down.

MERCANTILE
February - 1ST Saturday
Stage: 4



10 Pistol holstered.

10 Rifle staged safely.

2+ Shotgun staged safely.

Shooter starts at right window, hands on hat.

To start the timer, say “ Do it, just do it”.

At the beep, from the right window, engage the shotgun targets any order until down.

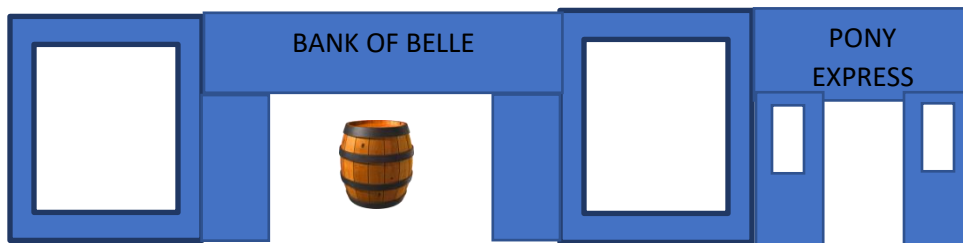
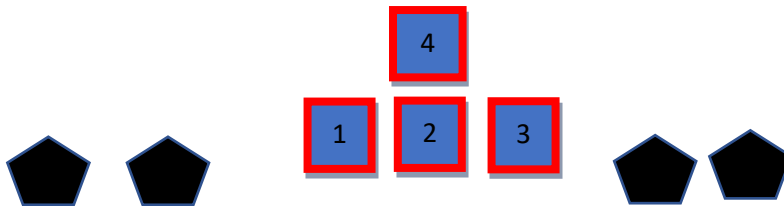
From B, the doorway, engage the rifle targets, alternating double tap for ten rounds.

Then move to A, the left window, engage the pistol targets using rifle instructions.

BANK /PONY EXPRESS OFFICE 1

February - 1ST Saturday

Stage: 5



10 Pistol holstered.

10 Rifle staged safely.

4+ shotgun-in hands at left or right window.

Shooter starts at window of choice with shotgun in hands.

To start the timer, say **"I'd like to make a withdrawal"**.

At the beep, engage the two shotgun targets until down, move to other window and engage the two shotgun targets until down. **Make shotgun safe pointing into the berm.**

Move to doorway, with rifle engage the R/P targets with a Nevada sweep, 1-2-3-2-1, then engage target 4 five (5) times.

Move forward to the barrel and make rifle safe.

From the barrel, with pistols, engage the R/P targets with the rifle instructions.