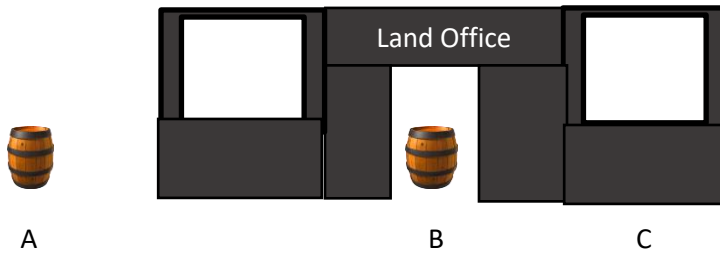
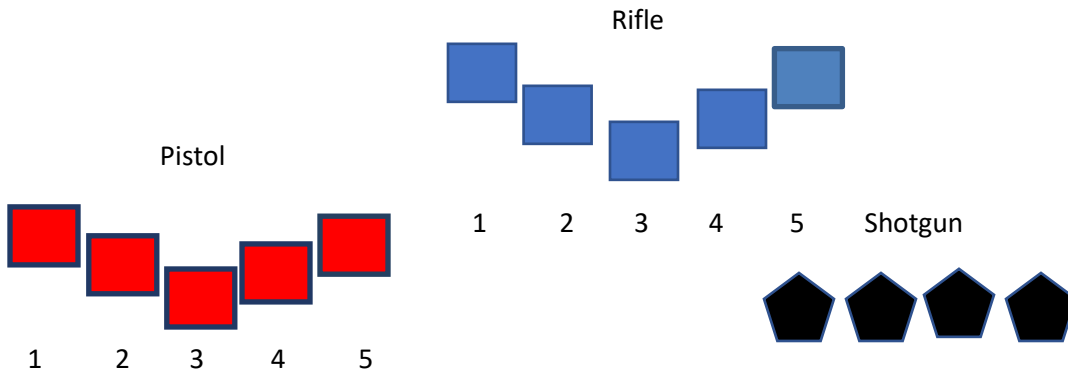


**Land Office**  
**February – 3rd Saturday**  
**Stage 1**

Target Distance - Yards							
Pistol	7-8	Rifle	13-14	Shotgun	8	Bonus	n/a



- 10 Pistol – Holstered
- 10 Rifle – Staged safely
- 4+ Shotgun – Staged safely

There are three shooting positions – left barrel **A**, doorway **B**, and right window **C**

Shooter starts at either position **A** or **C**, with hands at sides. To start the timer, say **“You’re on my land.”**

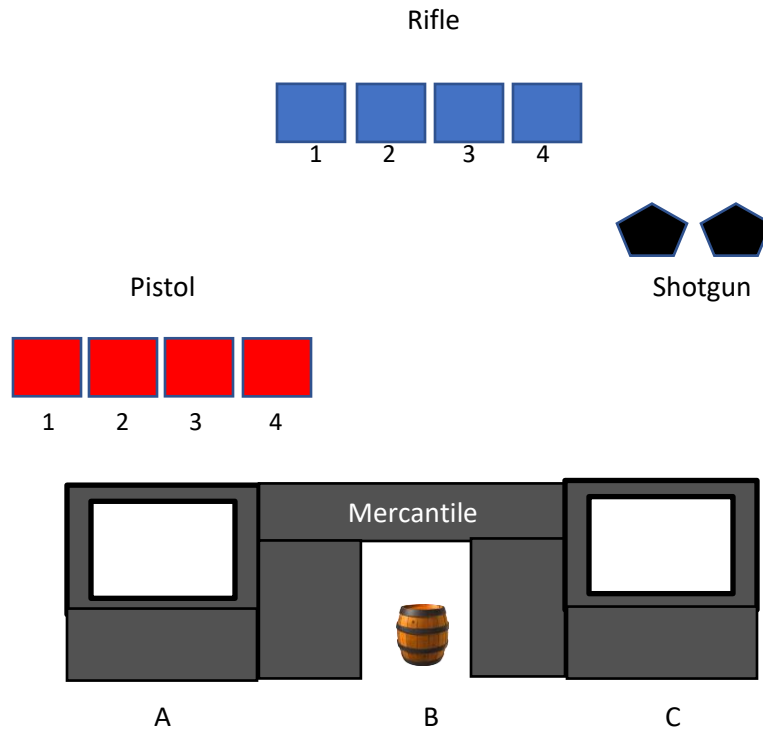
From the left barrel (**A**), engage the pistol targets outside-outside, inside-inside, middle; then reverse: middle, inside-inside, outside-outside. (ie: 1-5-4-2-3-3-2-4-5-1) Start from either end.

From the doorway (**B**), with the rifle engage the rifle targets with the pistol instructions.

From the right window (**C**), engage the shotgun targets until down.

**MERCANTILE**  
**February – 3rd Saturday**  
**Stage 2**

Target Distance - Yards							
Pistol	7	Rifle	13	Shotgun	8	Bonus	n/a



- 10 Pistol- Holstered
- 10 Rifle – Staged safely
- 2+ Shotgun staged safely

Shooter starts at either window **A** or **C**. Hands on pistols or shotgun (not in hand).

To start the timer say **“I’ll buy some of that.”**

If starting at the left window **(A)**, engage pistol targets in a continuous Nevada sweep 1-2-3-4-3-2-1-2-3-4 from either end.

From the doorway **(B)**, with rifle engage rifle targets with pistol instructions.

From the right window **(C)**, with the shotgun engage the shotgun targets any order until down.

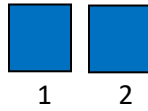
# BANK

February – 3rd Saturday

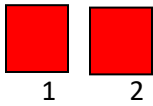
## Stage 3

Target Distance - Yards							
Pistol	7	Rifle	18	Shotgun	8	Bonus	n/a

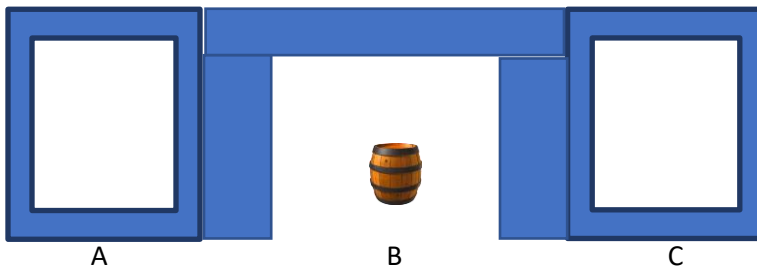
### Rifle



### Pistol



### Shotgun



- 10 Pistol- Holstered
- 10 Rifle – Staged safely
- 4+ Shotgun – Staged safely

Shooter starts at window **(A)**, with hands at sides.

To start the timer say ***“I’d like to make a withdrawal”***

From the window **(A)**, at the beep, engage pistol targets as follows: 1-1-1-2-2-1-1-1-2-2 (3 on 1, 2 on 2, 3 on 1, 2 on 2).

From the doorway **(B)**, engage rifle targets with the pistol instructions.

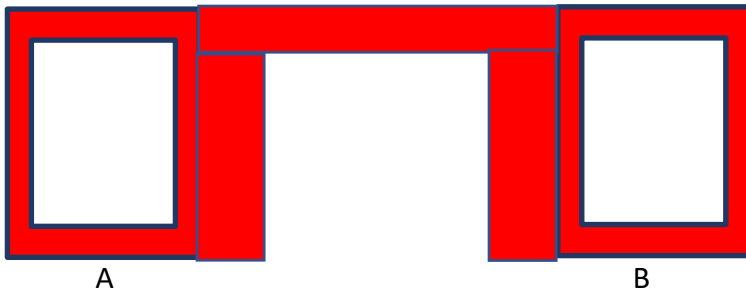
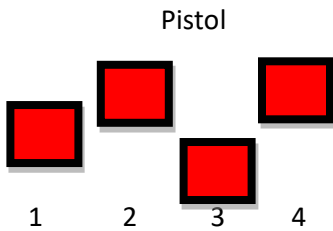
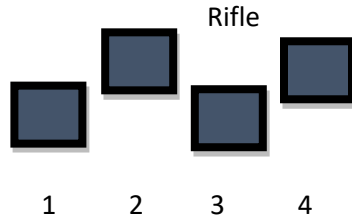
From the right window **(C)**, engage the shotgun targets in any order until down

# SALOON

February - 3rd Saturday

## Stage 4

Target Distance - Yards							
Pistol	7-8	Rifle	13-14	Shotgun	8	Bonus	n/a



- 10 Pistol- Holstered
- 10 Rifle – Staged safely
- 4+ Shotgun – Staged safely

Shooter starts at **A** or **C**, hands on gun(s)

To start the timer, say **“This is rotgut!”**

At the beep from **(A)**, the left window, engage the pistol targets with a progressive sweep (1 on 1, 2 on 2, 3 on 3, 4 on 4).

From **(B)**, the right window, engage the rifle targets with the pistol instructions.

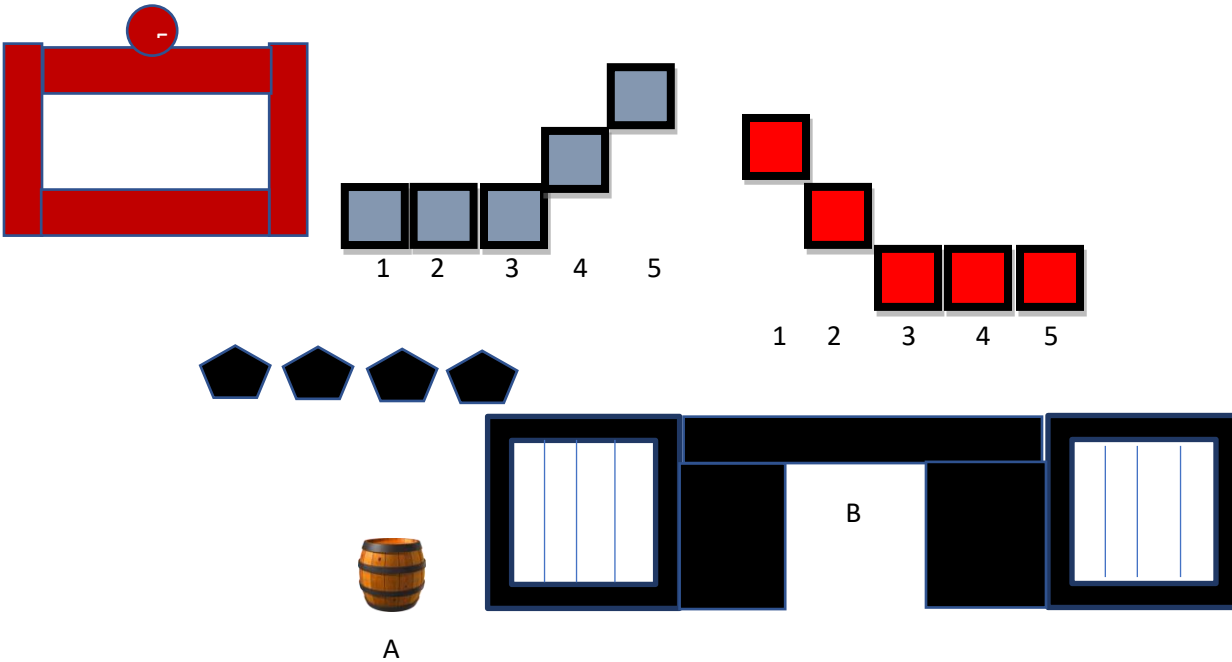
From **(C)**, the right barrel, engage the shotgun targets until down.

**JAIL**  
**February - 3<sup>rd</sup> Saturday**  
**Stage 5**

Target Distance - Yards							
Pistol	7-10	Rifle	13-25	Shotgun	8	Bonus	n/a

Rifle

Pistol



- 10 Pistol- Holstered
- 10 Rifle – In hands or Staged Safely
- 4+ Shotgun – In hands or Staged Safely

To start the timer, say **“This can’t be right”**

Shooter starts at **(A,)** the barrel, with rifle or shotgun in hand

At the beep, with rifle, from **(A)** barrel, sweep the five rifle targets twice, starting from either end. Dirty sweep is ok. Make rifle safe for downrange movement. (Rifle is set from 13 to 25 yards.)

With the shotgun, from **(A)** barrel, engage the four shotgun targets until down. Make shotgun safe for downrange movement. (Shotgun is set at 8 yards.)

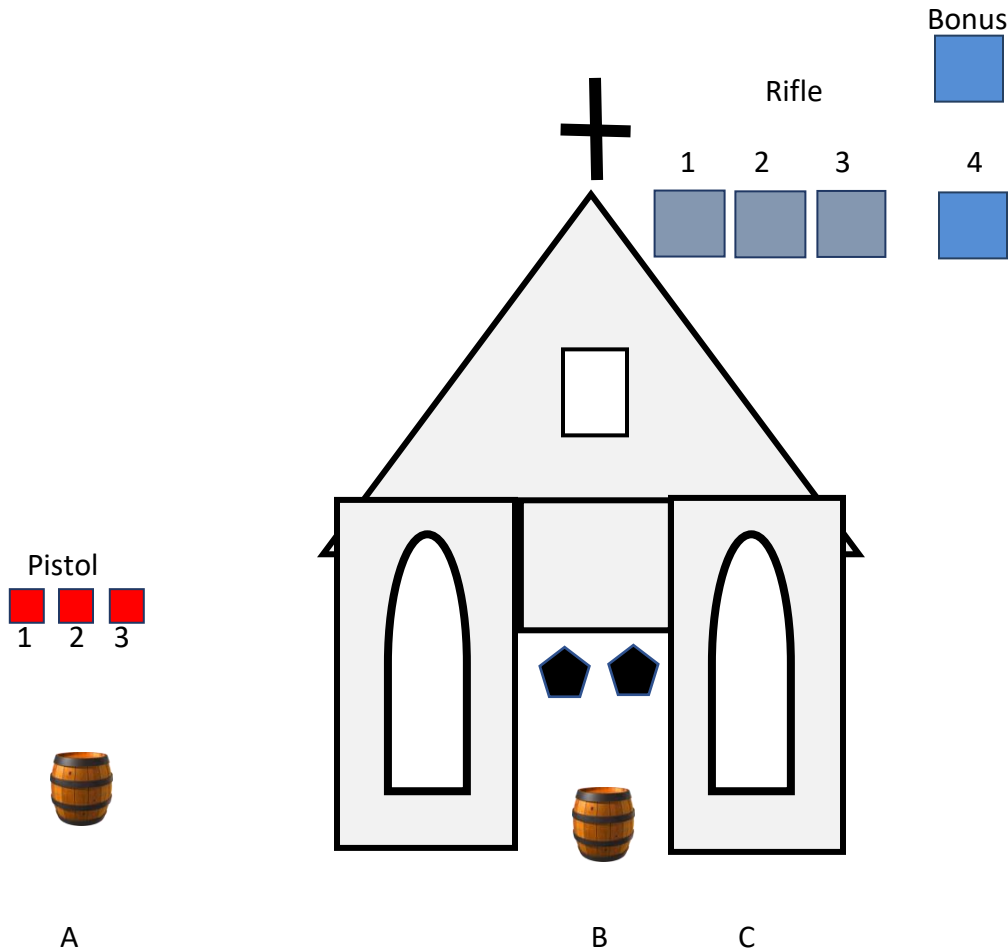
Move to **(B)**, inside window, and engage the pistol targets with the rifle instructions. (Pistol is set from 7 to 10 yards.)

# CHURCH

February- 3<sup>rd</sup> Saturday

Stage 6

Target Distance - Yards							
Pistol	7	Rifle	13	Shotgun	8	Bonus	20



- 10 Pistol- Holstered
- 11 Rifle – Staged safely
- 2+ Shotgun – Staged safely

Shooter starts at position **A**, the left barrel, hands together in prayer.

To start the timer, say ***“Praise the Lord and pass the ammo!”***

At the beep, from **(A)**, the left barrel, engage the pistol targets with a double tap Nevada Sweep starting on either end (2 on 1, 2 on 2, 2 on 3, 2 on 2, 2 on 1).

Move to **(B)**, the doorway, and with shotgun engage the 2 shotgun targets until down.

Move to the **(C)**, the right window, and engage the rifle targets with the pistol instructions for 10 rounds. Fire the 11<sup>th</sup> round at either the near target (4) for no bonus or the far target (bonus) for a 2 second bonus. A miss counts as a miss. Reload at any time after the first rifle round is fired.