

SALOON


Target Distance - Yards						
Pistol	7	Rifle	15	Shotgun	10	Bonus



Rifle



Shotgun



A

B

C

10 Pistol- Holstered

10 Rifle – High ready (in hand, butt at waist height, muzzle at head height)

4+ Shotgun – Staged safely

There are three shooting positions: The left window **(A)**, the doorway **(B)**, and the right barrel **(C)**. Shooter starts at the left window **(A)**, with rifle at high ready.

To start the timer, shooter says **“Don’t go for that gun, Reno!”**

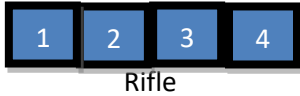
From the left window (A): With rifle, engage rifle targets in a progressive sweep. (ie: 1 on 1, 2 on 2, 3 on 3, 4 on 4)

From the doorway (B): With shotgun, engage the shotgun targets until down.

From the right barrel (C): With pistols, engage the pistol targets with rifle instructions.

SALOON


Target Distance – Yards						
Pistol	7	Rifle	15	Shotgun	10	Bonus



Rifle



Shotgun



Pistol

A

10 Pistol- Holstered

10 Rifle – Staged safely

4+ Shotgun – Staged safely

B

C

There are three shooting positions: The left window **(A)**, the doorway **(B)**, and the right barrel **(C)**. Shooter starts at the left window **(A)**.

To start the timer, shooter says ***“What do you say I done, Marshall?”***

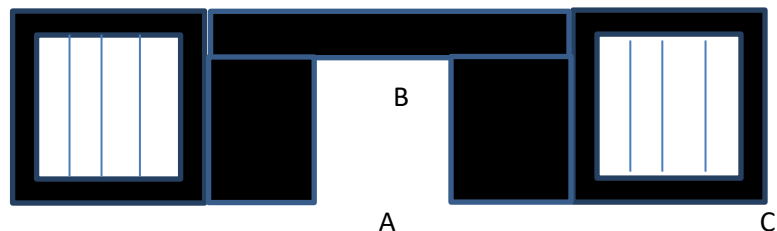
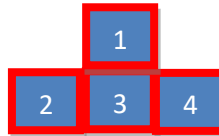

From the left window (A): With rifle, engage rifle targets in a reverse badger sweep. (ie: 1-2-3-4-2-3-4-3-4-4)

From the doorway (B): With shotgun, engage the shotgun targets until down.

From the right barrel (C): With pistols, engage the pistol targets with rifle instructions.

JAIL

Target Distance - Yards						
Pistol	7	Rifle	15	Shotgun	10	Bonus



10 Pistol- Holstered
10 Rifle – In hands
4+ Shotgun – Staged safely

There are Three shooting positions: The doorway **(A)**, the inside window **(B)**, and the right barrel **(C)**. Shooter starts at the doorway **(A)**, with rifle in hands.

To start the timer, shooter says *“Gentlemen, do we have a jail here?”*

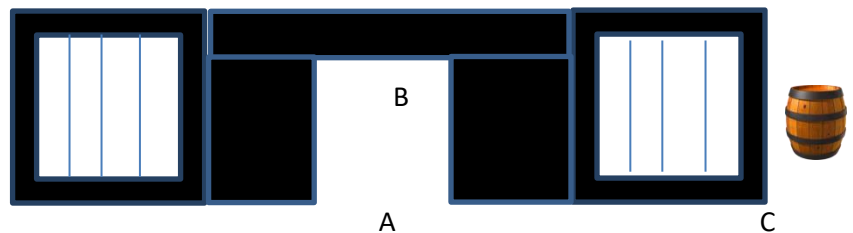
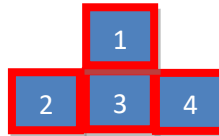

From the doorway (A): With rifle, double tap the upper target, then single tap sweep the three lower targets, then repeat. (ie: 1-1-2-3-4-1-1-2-3-4) Take rifle to position **(B)**.

From the inside window (B): With pistols, engage the targets with the rifle instructions.

From right barrel (C): With shotgun, engage the shotgun targets until down.

JAIL

Target Distance - Yards						
Pistol	7	Rifle	15	Shotgun	10	Bonus



- 10 Pistol- Holstered
- 10 Rifle – In hands
- 4+ Shotgun – Staged safely

There are Three shooting positions: The doorway **(A)**, the inside window **(B)**, and the right barrel **(C)**. Shooter starts at the doorway **(A)**, with rifle in hands.

To start the timer, shooter says *“You expect me to sit here in this lousy cell?”*

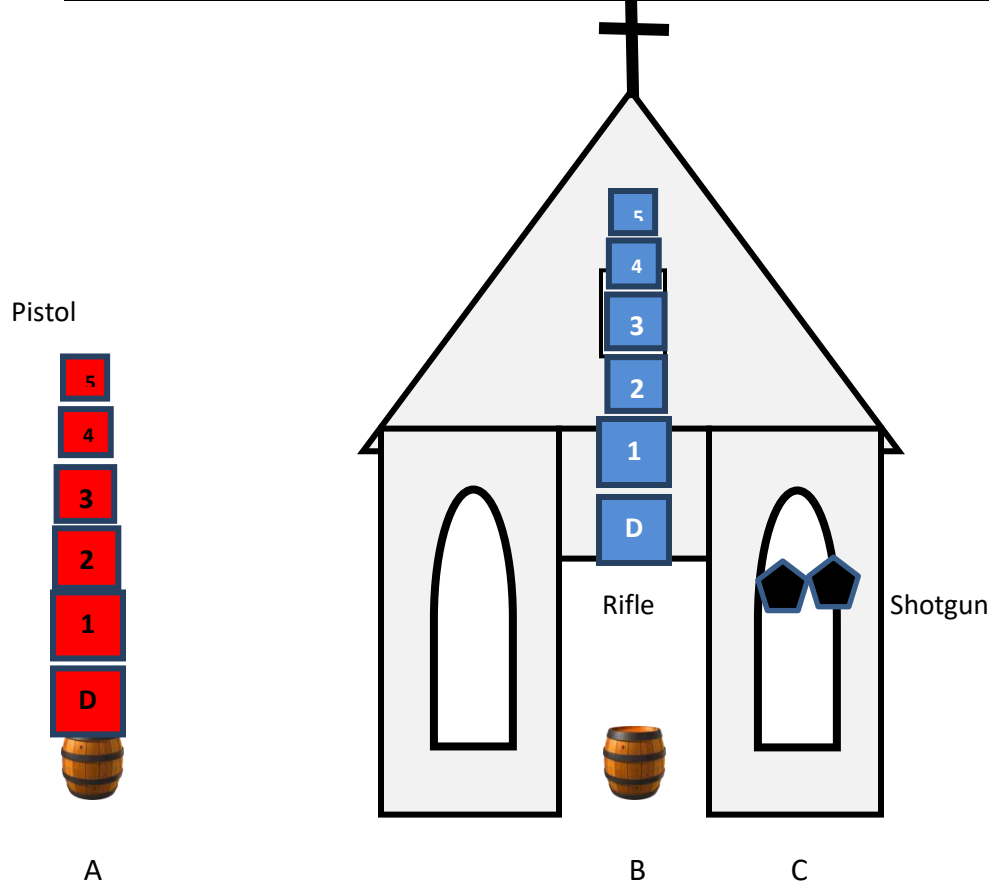
From the doorway (A): With rifle, alternate the upper target with the lower targets, completing a continuous sweep. (ie: 1-2-1-3-1-4-1-3-1-2) Take rifle to position **(B)**.

From the inside window (B): With pistols, engage the targets with the rifle instructions.

From right barrel (C): With shotgun, engage the shotgun targets until down.

CHURCH

Target Distance - Yards						
Pistol	6+	Rifle	13+	Shotgun	10	Bonus



- 10 Pistol- In hand
- 10 Rifle – Staged safely
- 2+ Shotgun – Staged safely

There are three shooting positions: The left barrel **(A)**, the doorway **(B)**, and the right window **(C)**. Start at position **(A)**, pistol(s) in hand.

To start the timer, shooter says ***“Seen better fights than this at a prayer meeting.”***

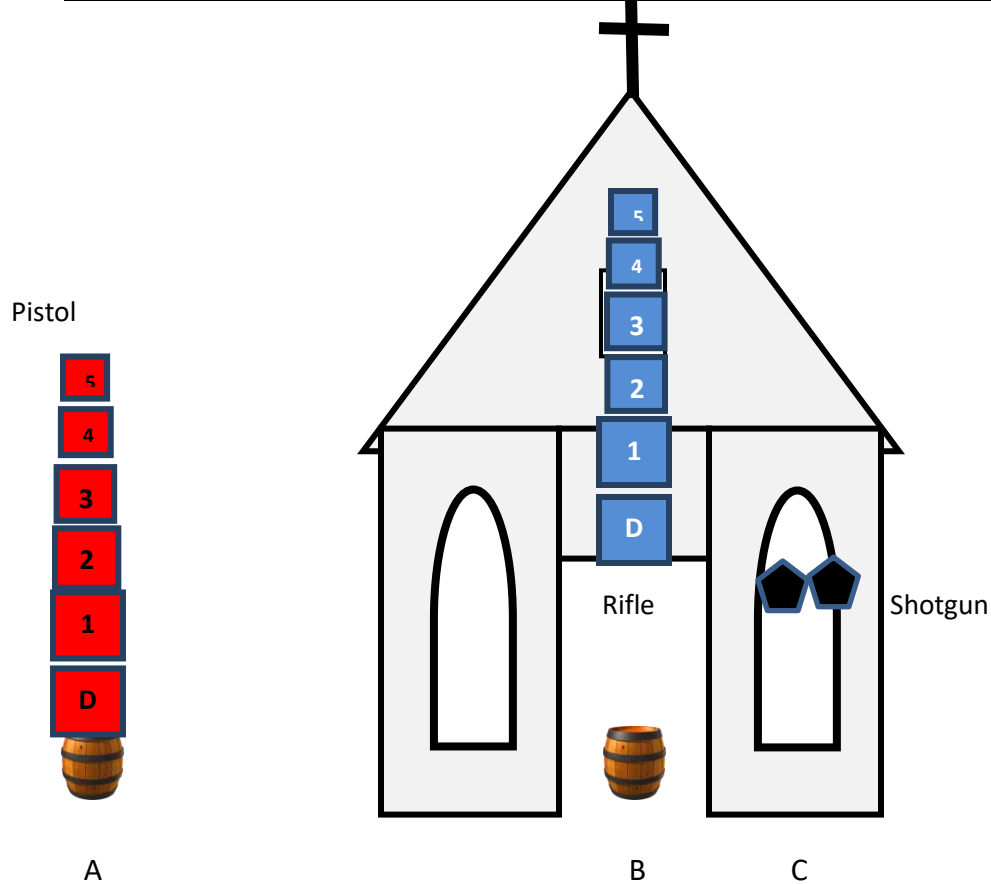
From the left barrel (A): With pistols, ten rounds to knock down five plates, remaining rounds go on the dump plate. Plate left standing or miss on dump count as misses.

From the doorway (B): With rifle, engage rifle targets with the pistol instructions.

From the right window (C): With shotgun, engage the shotgun targets until down.

CHURCH

Target Distance - Yards						
Pistol	6+	Rifle	13+	Shotgun	10	Bonus



- 10 Pistol- Holstered
- 10 Rifle – Staged safely
- 2+ Shotgun – Staged safely

There are three shooting positions: The left barrel **(A)**, the doorway **(B)**, and the right window **(C)**. Start at position **(A)**, pistol(s) in hand.

To start the timer, shooter says ***“If God did not want them sheared, He would not have made them sheep.”***

From the left barrel (A): With pistols, alternate between a fall plate and the dump plate. Plate left standing or miss on dump count as misses.

From the doorway (B): With rifle, engage rifle targets with the pistol instructions.

From the right window (C): With shotgun, engage the shotgun targets until down.