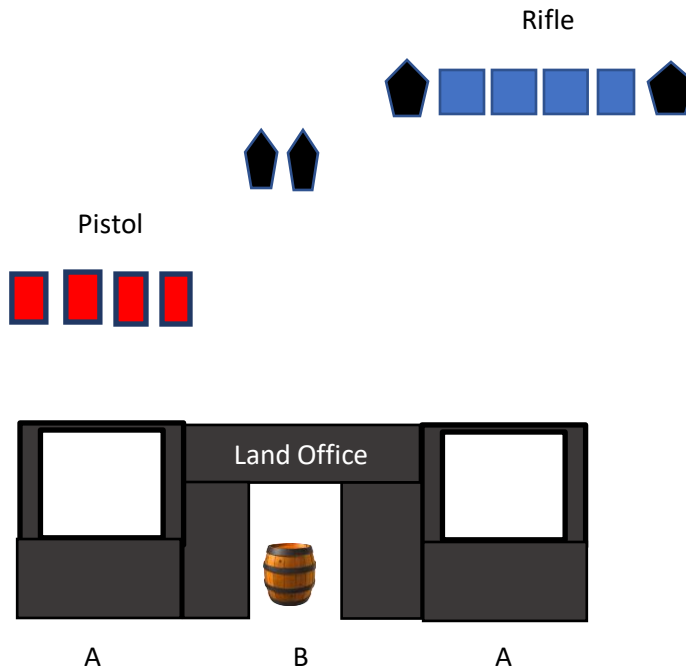


# Land Office

July 1<sup>st</sup> Saturday ( NWR 2023 Stage 2)

## Stage 1

Target Distance - Yards							
Pistol	7 yards	Rifle	13 yards	Shotgun	10- 13 yards	Bonus	n/A



- 10 Pistol- Holstered
- 10 Rifle – Staged safely
- 4+ Shotgun - Staged safely

Starting Position; Start at either “A” hands TBD

When ready; say “TBD”

Procedure;

With rifle, engage rifle targets as follows, sweep, then triple tap, double tap, single tap, 1,2,3,4,3,3,3,2,2,1 from either direction.

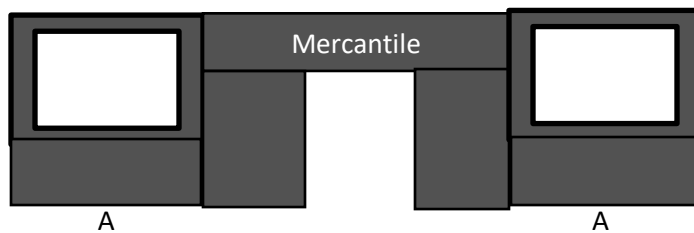
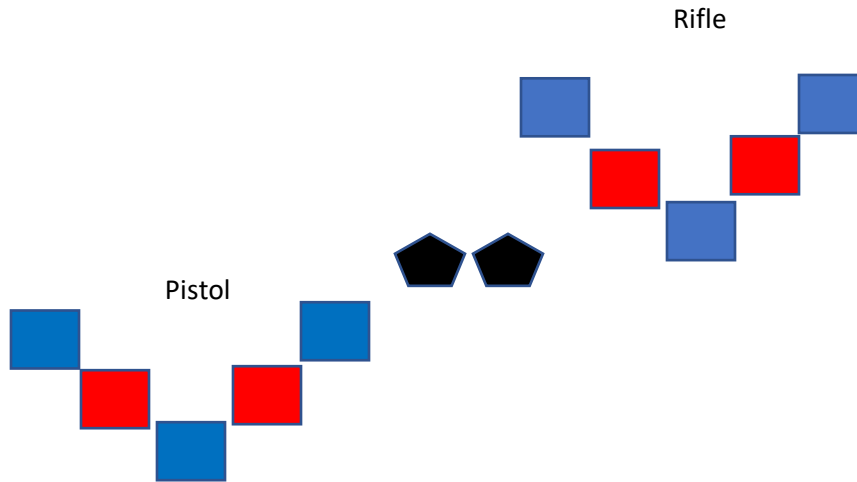
With pistols, engage pistol targets using rifle instructions.

With shotgun, engage shotgun targets any order.

At least 2 positions must be used.

**MERCANTILE**  
**July 1<sup>st</sup> Saturday (NWR 2023 Stage 3)**  
**Stage 2**

Target Distance - Yards							
Pistol	7 yards	Rifle	13 yards	Shotgun	10 yards	Bonus	n/a



- 10 Pistol- Holstered
- 10 Rifle – Staged safely
- 2+ Shotgun- Staged safely

Starting Position; At either 'A' hands TBD

When ready say “ TBD!”

Procedure;

With rifle, engage rifle targets with a 1-3-1 from the left back target and 1-3-1 from the right back target. May start on right or left back target.

With pistols, engage pistol targets using rifle instructions.

With shotgun, engage shotgun targets.

Both positions must be used.


# BANK – PONY EXPRESS

July - 1<sup>st</sup> Saturday (NWR 2023 Stage 5)

## Stage 3

Target Distance - Yards							
Pistol	10 yards	Rifle	10 yards	Shotgun	10 yards	Bonus	n/a

Rifle/Pistol



A

B

A

- 10 Pistol- Holstered
- 10 Rifle – Staged safely
- 4+ Shotgun – Staged safely

Starting Position; Start at either “A” hands TBD

When Ready say; “TBD”

Procedure;

With shotgun, engage shotgun targets any order; move to opposite “A” engage shotgun targets any order.

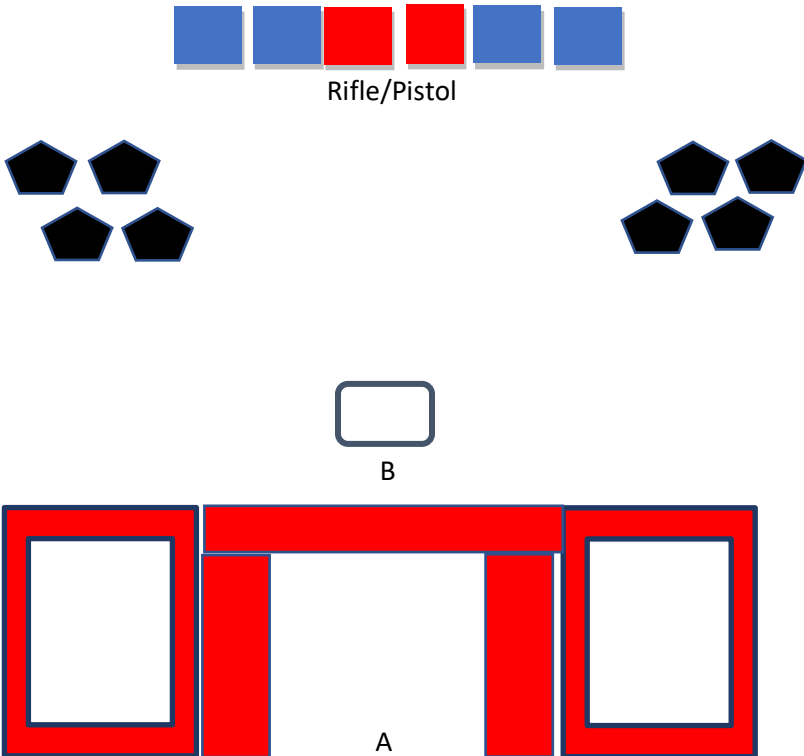
At “ B” using pistols and rifle as necessary engage rifle/pistol targets in a 2-3-5-2-3 sweep; then sweep all targets. Both sweeps may be in any direction.

# SALOON

July - 1<sup>st</sup> Saturday ( NWR 2023 Stage 1)

## STAGE 4

Target Distance - Yards							
Pistol	7 yards	Rifle	13 yards	Shotgun	8 yards	Bonus	n/a



- 10 Pistol- Holstered
- 10 Rifle – Staged safely
- 4+ Shotgun – Staged safely

Starting Position; Position “ A” hands TBD

When ready say “TBD”

Procedure;

With rifle, engage rifle/pistol targets with a 2-2-1-1-2-2 sweep, from either direction.

With shotgun, engage any 4 targets any order.

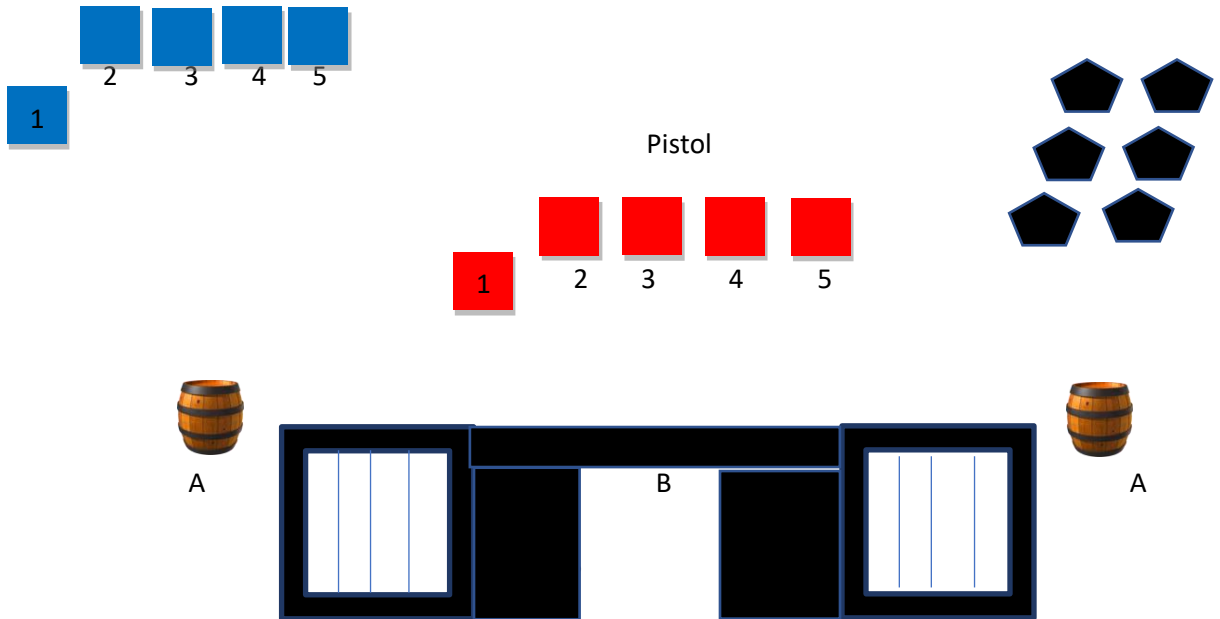
With pistols, at position “ B” at least one foot in square, engage rifle/pistol targets using rifle instructions.

# JAIL

July - 1<sup>st</sup> Saturday (NWR 2023 Stage 4)

## STAGE 5

Target Distance - Yards							
Pistol	7 yards	Rifle	13 yards	Shotgun	8-10 yards	Bonus	n/a



- 10 Pistol- Holstered
- 10 Rifle – in hands
- 6+ Shotgun staged safely

Starting Position; Start at either “A” hands TBD

When ready say; “TBD”

Procedure;

With rifle, engage rifle targets with a 2-3-4-5 sweep then engage target 1, repeat instructions

With pistols, engage pistol targets using rifle instructions.

With shotgun, engage shotgun targets any order

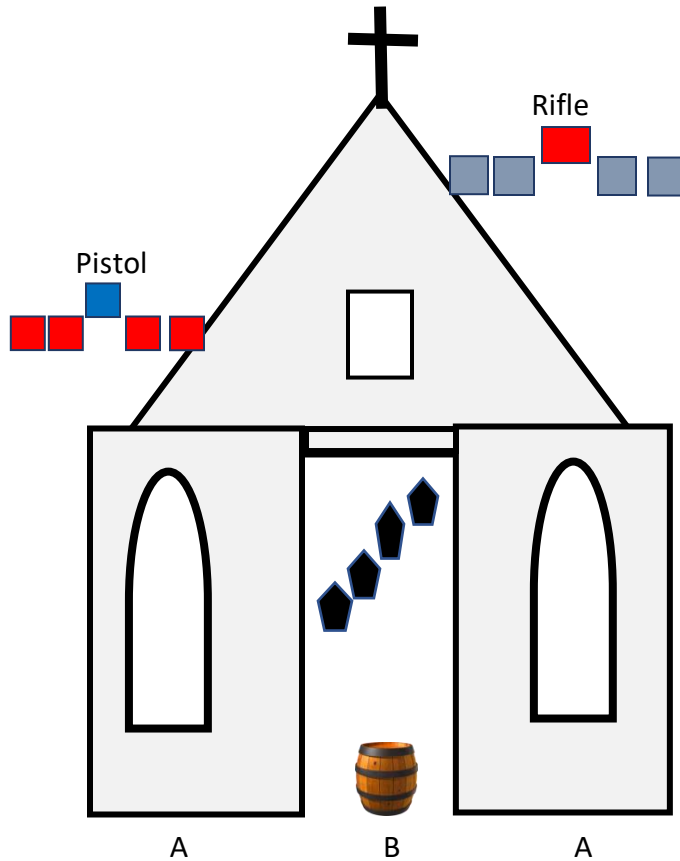
All positions must be used.

# CHURCH

July - 1<sup>st</sup> Saturday (NWR Stage 6)

## STAGE 6

Target Distance - Yards							
Pistol	7 yards	Rifle	13 yards	Shotgun	8 yards	Bonus	n/a



10 Pistol- Holstered

10 Rifle – Staged safely

4+ Shotgun – Staged safely

Starting Position; Start at either “ A” hands TBD

When ready say, “TBD”

Procedure;

With rifle, engage rifle targets as follows; center target, then sweep the front targets any direction, repeat instructions.

With pistols, engage pistol targets using rifle instructions.

With shotgun, engage shotgun targets any order.

All positions must be used.