

SALOON – 4A


Target Distance - Yards						
Pistol	7	Rifle	15	Shotgun	10	Bonus



Rifle



Shotgun



A

10 Pistol – Holstered

10 Rifle – Staged safely

4+ Shotgun – Staged safely

B



Pistol



C



There are three shooting positions: The left window **(A)**, the right window **(B)**, and the right barrel **(C)**. Shooter starts at the left window **(A)**, with hands on hips.

To start the timer, shooter says ***“Cowboys ain’t afraid to get dirty!”***

From the left window (A): With rifle, engage rifle targets in a 3-1-2-1-3 sweep (ie: 3 on 1, 1 on 2, 2 on 3, 1 on 4, 3 on 5), from either end.

From the right window (B): With shotgun, engage the shotgun targets until down.

From the right barrel (C): With pistols, engage the pistol targets with rifle instructions.

SALOON – 4B


Target Distance - Yards						
Pistol	7	Rifle	15	Shotgun	10	Bonus



Rifle




Shotgun



A

10 Pistol – Holstered
10 Rifle – Staged safely
4+ Shotgun – Staged safely

B



Pistol



C



There are three shooting positions: The left window **(A)**, the right window **(B)**, and the right barrel **(C)**. Shooter starts at the left window **(A)**, at the ready position.

To start the timer, shooter says ***“I need something to wash down the dust!”***

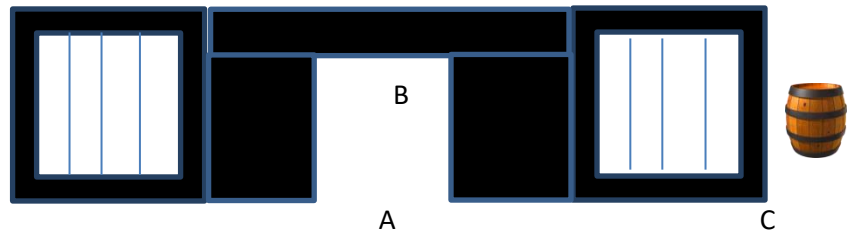
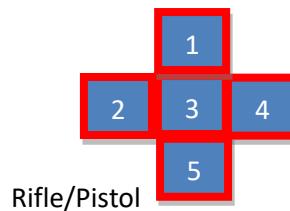

From the left window (A): With rifle, engage rifle targets in a 1-2-4-2-1 sweep (ie: 1 on 1, 2 on 2, 4 on 3, 2 on 4, 1 on 5), from either end.

From the right window (B): With shotgun, engage the shotgun targets until down.

From the right barrel (C): With pistols, engage the pistol targets with rifle instructions.

JAIL – 5A

Target Distance - Yards							
Pistol	7	Rifle	15	Shotgun	10	Bonus	



10 Pistol- Holstered
 10 Rifle – In hands
 4+ Shotgun – Staged safely

There are three shooting positions: The doorway **(A)**, the inside window **(B)**, and the right barrel **(C)**. Shooter starts at the doorway **(A)**, with rifle in hands.

To start the timer, shooter says ***“A cowboy is mostly mud and blood!”***

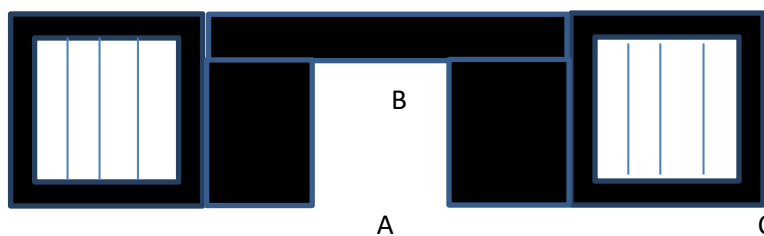
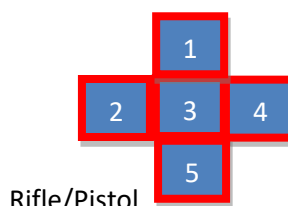

From the doorway (A): With rifle, engage the targets in a modified Hangtown sweep: 1-2-3-2-3-4-3-4-5-1. Take rifle to position **(B)**.

From the inside window (B): With pistols, engage the targets with the rifle instructions.

From right barrel (C): With shotgun, engage the shotgun targets until down.

JAIL – 5B

Target Distance - Yards							
Pistol	7	Rifle	15	Shotgun	10	Bonus	



10 Pistol- Holstered
 10 Rifle – In hands
 4+ Shotgun – Staged safely

There are three shooting positions: The doorway **(A)**, the inside window **(B)**, and the right barrel **(C)**. Shooter starts at the doorway **(A)**, with rifle in hands.

To start the timer, shooter says ***“A cowboy just needs a saddle and a horse.”***

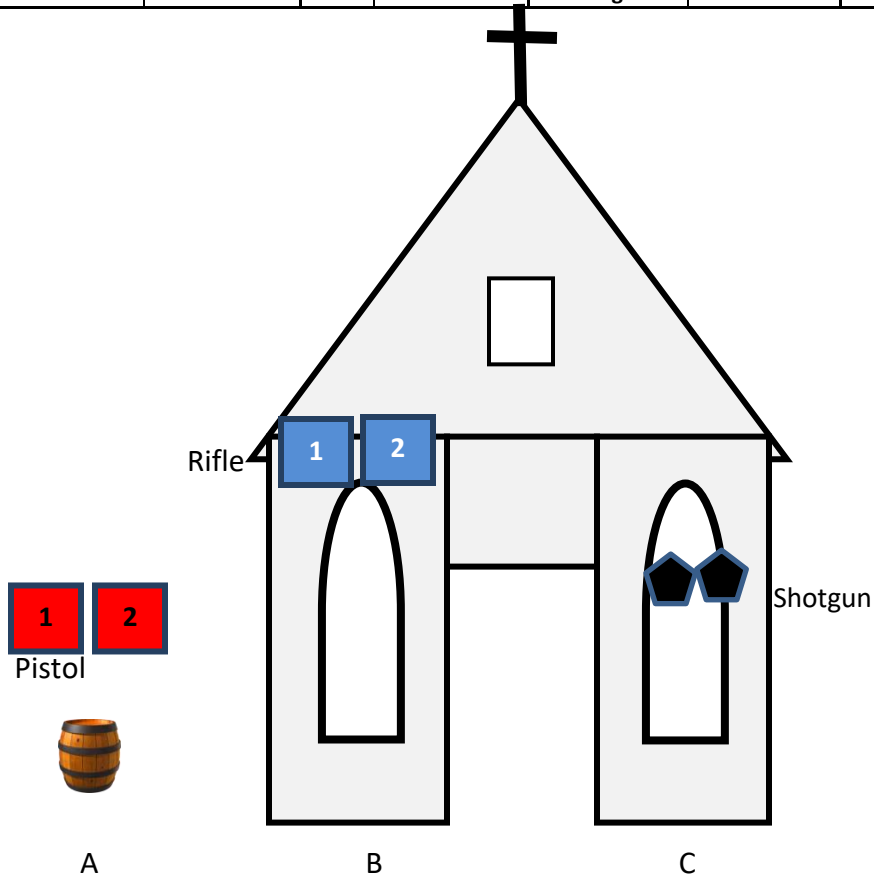
From the doorway (A): With rifle, engage the targets in a continuous horizontal sweep, from either end (ie: 2-3-4-3-2), then a continuous vertical sweep, from either end (ie: 1-3-5-3-1). Take rifle to position **(B)**.

From the inside window (B): With pistols, engage the targets with the rifle instructions.

From right barrel (C): With shotgun, engage the shotgun targets until down.

CHURCH – 6A

Target Distance - Yards						
Pistol	6+	Rifle	15	Shotgun	10	Bonus



10 Pistol – Holstered
 10 Rifle – Staged safely
 2+ Shotgun – Staged safely

There are three shooting positions: The left barrel **(A)**, the left window **(B)**, and the right window **(C)**. Start at position of choice, with hat in hands.

To start the timer, shooter says ***“Some cowboys just can’t settle down.”***

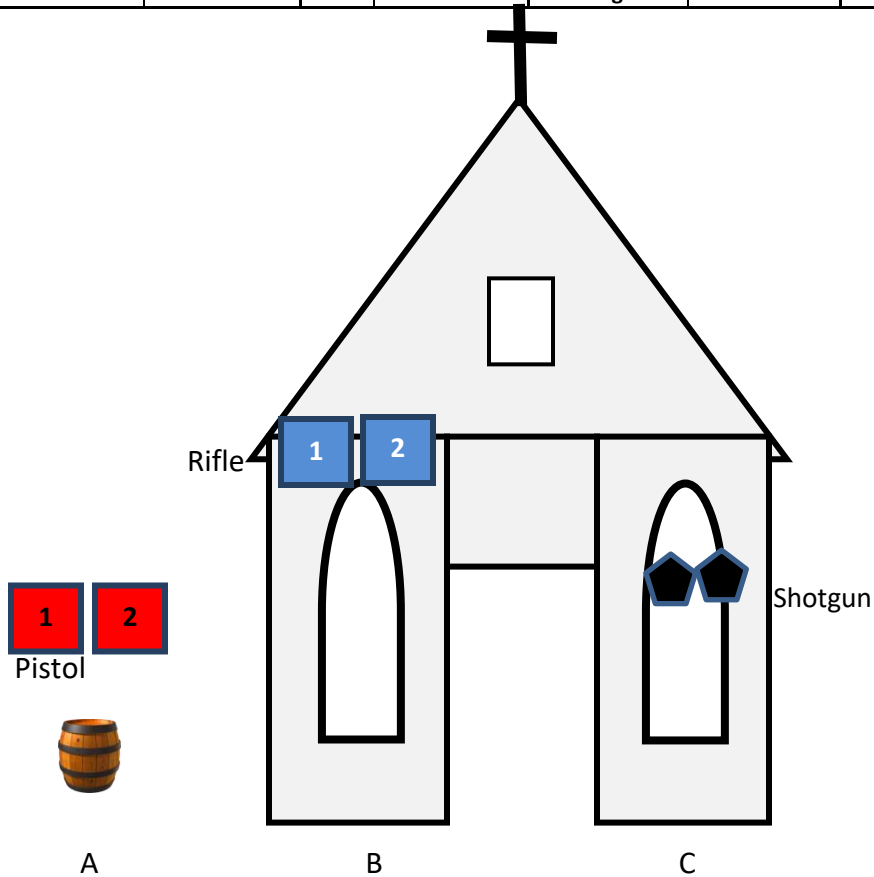
From the left barrel (A): With pistols, engage the pistol targets in a 2-3 sweep (2 on 1, 3 on 2), from either side, and repeat.

From the left window (B): With rifle, engage rifle targets with the pistol instructions.

From the right window (C): With shotgun, engage the shotgun targets until down.

CHURCH – 6B

Target Distance - Yards						
Pistol	6+	Rifle	15	Shotgun	10	Bonus



10 Pistol – Holstered or in hands
 10 Rifle – Staged safely
 2+ Shotgun – Staged safely or in hand

There are three shooting positions: The left barrel **(A)**, the left window **(B)**, and the right window **(C)**. Start at position of choice, with gun(s) in hand(s).

To start the timer, shooter says ***“Time to make some noise!”***

From the left barrel (A): With pistols, engage the pistol targets alternating between the two targets. Start on either target.

From the left window (B): With rifle, engage rifle targets with the pistol instructions.

From the right window (C): With shotgun, engage the shotgun targets until down.