

SALOON STAGE 4-A

Target Distance - Yards						
Pistol	6	Rifle	13	Shotgun	8	Bonus

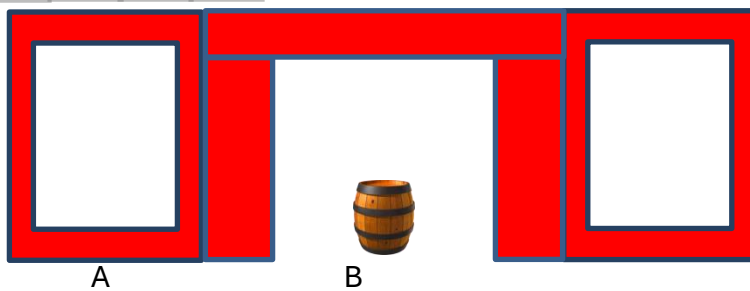
Rifle



Pistol



Shotgun



10 Pistol- Holstered
 10 Rifle – Staged safely
 4+ Shotgun – Staged safely

There are three shooting positions: The left window **(A)**, the doorway **(B)**, and the right barrel **(C)**. Shooter starts at position of choice, with arms folded over chest.

To start the timer, say ***“How about a drink while we wait for the stage?”***

From the left window (A): With pistols, engage the pistol targets in a 4-4-1-1 sweep (ie: 4 on 1, 4 on 2, 1 on 3, 1 on 4), starting from either end.

From the doorway (B): With rifle, engage the rifle targets with pistol instructions.

From the right barrel (C): With shotgun, engage the shotgun targets until down, any order.


SALOON STAGE 4-B

Target Distance - Yards						
Pistol	6	Rifle	13	Shotgun	8	Bonus


Rifle



Pistol



Shotgun



A

B

C

10 Pistol- Holstered
 10 Rifle – Staged safely
 4+ Shotgun – Staged safely

There are three shooting positions: The left window **(A)**, the doorway **(B)**, and the right barrel **(C)**. Shooter starts at position of choice, holding/touching deck of cards.

To start the timer, say **“Anyone for a game?”**

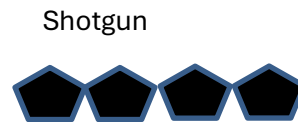

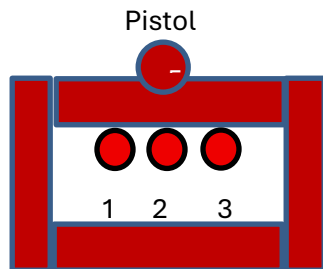
From the left window (A): With pistols, engage the pistol targets in a **Badger** sweep (ie: 1-2-3-4-1-2-3-1-2-1), starting from either end.

From the doorway (B): With rifle, engage the rifle targets with pistol instructions.

From the right barrel (C): With shotgun, engage the shotgun targets until down, any order.

JAIL STAGE 5-A

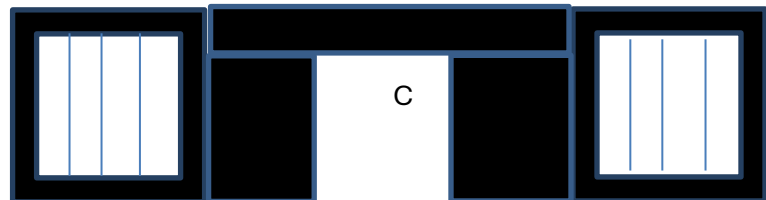
Target Distance - Yards						
Pistol	6	Rifle	13	Shotgun	8	Bonus



A



B



10 Pistol - holstered
 10 Rifle – staged safely
 4+ Shotgun – staged safely

There are three firing positions: The left barrel **(A)**, the right barrel **(B)**, and the inside window **(C)**. Shooter starts at position of choice, with hands clasped in front.

To start the timer, say ***“What prize will I win?”***

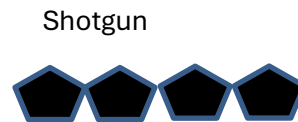

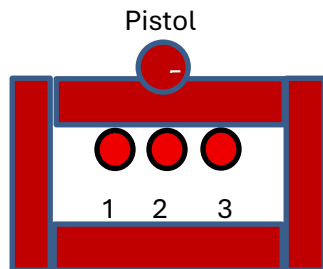
From the left barrel (A): With pistol, engage the pistol targets in 6-2-2 sweep (6 on 1, 2 on 2, 2 on 3), from either end.

From the right barrel (B): With rifle, engage the rifle targets with pistol instructions.

From the inside window (C): With shotgun, engage the shotgun targets until down, any order.

JAIL STAGE 5-B

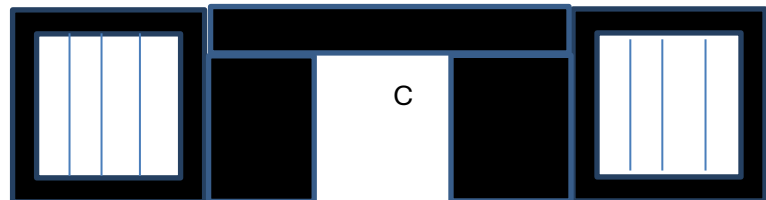
Target Distance - Yards						
Pistol	6	Rifle	13	Shotgun	8	Bonus



A



B



10 Pistol – holstered or in hand
 10 Rifle – staged safely or in hand
 4+ Shotgun – staged safely or in hand

There are three firing positions: The left barrel **(A)**, the right barrel **(B)**, and the inside window **(C)**. Shooter starts at position of choice, with gun(s) in hand(s).

To start the timer, say ***“Watch this!”***

From the left barrel (A): With pistol, engage the pistol targets in 3-4-3 sweep (3 on 1, 4 on 2, 3 on 3), from either end.

From the right barrel (B): With rifle, engage the rifle targets with pistol instructions.

From the inside window (C): With shotgun, engage the shotgun targets until down, any order.

CHURCH STAGE 6-A

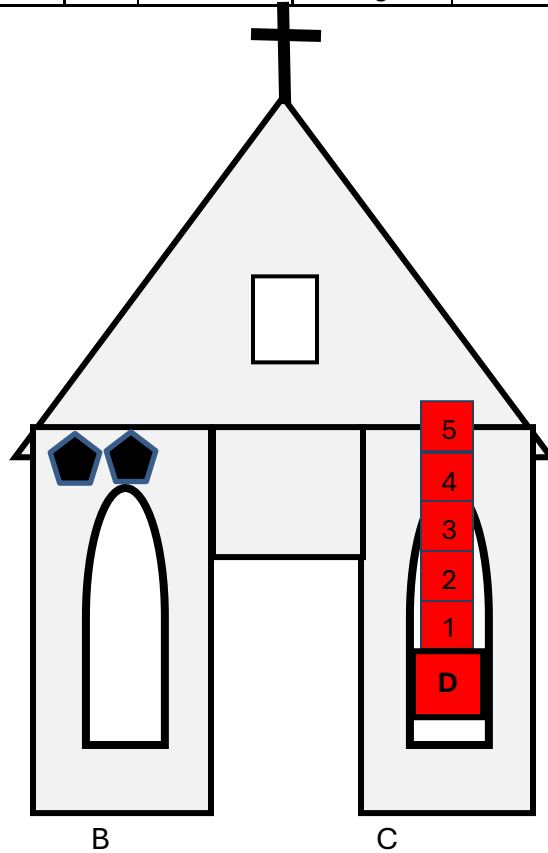
Target Distance - Yards						
Pistol	6-8	Rifle	13	Shotgun	8	Bonus



Rifle



A



B

C

10 Pistol- Holstered
10 Rifle – Staged safely
2+ Shotgun – Staged safely

There are three shooting positions: the left barrel **(A)**, the left window **(B)**, and the right window **(C)**. Shooter starts at the left barrel **(A)**, with hands behind shooter's back.

To start the timer, say ***“Not many in the pews today.”***

From the left barrel: With rifle, engage the rifle targets in a reverse IRS sweep (4 on 1, 3 on 2, 2 on 3, 1 on 4), from either end.

From the left window: With shotgun, engage the shotgun targets until down, any order.

From the right window: With pistols, engage the tombstone rack with 10 rounds to knock down five plates. Any remaining rounds go on the dump plate **(D)**. Any plates left standing are a miss, any miss on the dump plate is a miss.

CHURCH STAGE 6-B

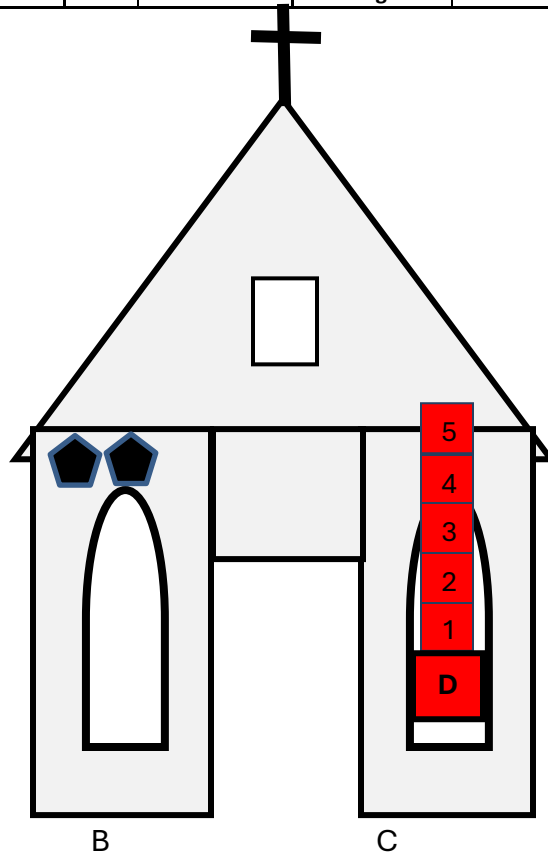
Target Distance - Yards						
Pistol	6-8	Rifle	13	Shotgun	8	Bonus



Rifle



A



B

C

10 Pistol- Holstered
10 Rifle – Staged safely
2+ Shotgun – Staged safely

There are three shooting positions: the left barrel **(A)**, the left window **(B)**, and the right window **(C)**. Shooting order is **C, A, B**. Start with palms together in front of you.

To start the timer, say **“Let us pray!”**

From the right window: With pistols, alternate a fall plate with the dump plate for 10 rounds.

From the left barrel: With rifle, engage the rifle targets with a 3-2-2-3 sweep (ie: 3 on 1, 2 on 2, 2 on 3, 3 on 4), from either end. After the rifle string is completed, any pistol fall plates left standing, may be made up with the rifle on plate 4.

From the left window: With shotgun, engage the shotgun targets until down, any order.