
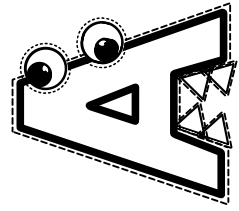


ACTIVITY 12: ANIMAL ALPHABET


Directions: cut out the pieces and attach them to the letter to make the animal.

A is for Alligator



eyes


teeth





ACTIVITY 12: ANIMAL ALPHABET

Directions: cut out the pieces and attach them to the letter to make the animal.

B is for Bear



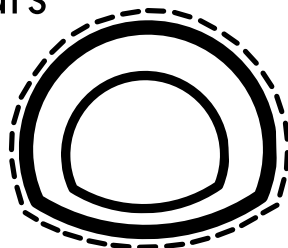
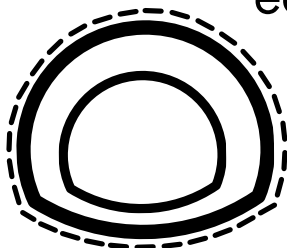
eyes




paws



ears





mouth




ACTIVITY 12: ANIMAL ALPHABET

Directions: cut out the pieces and attach them to the letter to make the fruit.

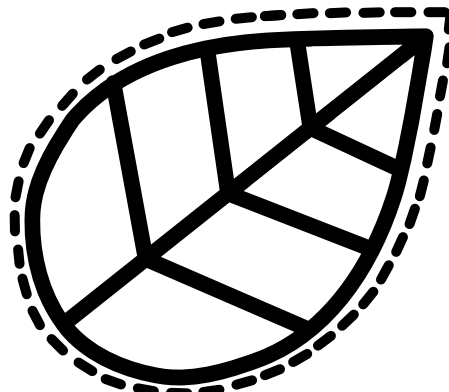
a is for apple



stem




leaf




ACTIVITY 12: ANIMAL ALPHABET

Directions: cut out the pieces and attach them to the letter to make the animal.


b is for butterfly



eyes



wing



antennae

