

THE Alycat SERIES



THE Alycat SERIES **ALYCAT LESSON PLAN**

Objective: Students will explore how Alycat characters face challenges, experience emotions, and use problem-solving strategies to move forward. Differentiated lessons describe emotions, strategies, and...

MY FAVORITE MOMENTS

- Goal 1: Problem Solving
- Goal 2: Emotional Regulation
- Goal 3: Emotional Vocabulary & Literacy

Supplies Needed:

YES! YOU CAN READ ALYCAT BOOKS

A unique character teaches great words year after year.

NATIONAL Alycat DAY
FEBRUARY 23

ALYCAT PLEDGE

- I am an ALYCAT.
- I will be brave.
- I will keep trying.
- I will be kind to myself and others.
- I am an ALYCAT!

ALY-CAT
Always Love Your Courage And Tenacity

Lesson Plan



Created by a Licensed Clinical Social Worker and
Licensed Elementary Education Teacher

expound
PUBLICITY
Your Story. Our Expertise.



ALYCAT LESSON PLAN

Objective:

Students will explore how Alycat characters face challenges, experience emotions, and use problem-solving strategies to move forward. Students will practice identifying problems, emotions, and solutions. They will learn about having courage, tenacity, and how to use their creative talents.

Goal 1: Problem Solving

- Identify a problem faced by one of the Alycat characters
- Explore possible solutions
- Reflect on the outcomes of choices made
- Apply solutions to own life.

Goal 2: Emotional Regulation

- Recognize emotions experienced by the character
- Understand how emotions influence decisions and actions
- Connect emotions to problem-solving behaviors
- Learn tools to manage reactions

Goal 3: Emotional Vocabulary & Literacy

- Enhance emotional vocabulary through story discussions.
- Utilize descriptive words for feelings, problems, and solutions.
- Promote expression via creative activities like drawing and role-playing.
- Create a supportive environment for discussing emotions, boosting confidence and problem-solving skills.

Supplies Needed:

- Alycat Book(s) (all 9 if using all)
- Printed worksheets from the plan
- Posters
- Coloring Sheets for reading or take-home use

YES! YOU CAN USE ANY OF THE ALYCAT BOOKS WITH THIS LESSON PLAN!!



A unique aspect of the Alycat series is not just the charming story, but the ability to turn each book into a teachable lesson with the guidance from this guide. A great way to have classroom lessons for an entire school year or monthly lessons at centers.

PREP

- Have one or all of the Alycat books accessible for students. Students can read silently or with a partner.
- Print these items (enough for each student):
 - Alycat Poster (only one needed for classroom)
 - Optional: Alycat poster for each child to color
 - Optional: Alycat Desk/Take Home Printables (lamination recommended)
 - Alycat StoryMap worksheet for each child
 - Alycat Comic worksheet for each child
 - Take-Home Coloring Sheet for each child
 - Discussion Take-Home Questions sheet specific to book used
 - One Alycat Day Poster to hang up or have on display on your digital board.



Note: You'll need coloring supplies and scissors for participants. You can do both the Alycat StoryMap or Alycat Comic worksheets or just one.

LESSON (15-20 MINUTES)

Read the ALYCAT Pledge to the class.

Optional: Give each student an ALYCAT Pledge card for their desks or to bring home. An ALYCAT Pledge coloring sheet is also included.

Read a selected Alycat story aloud

(you can interchange any Alycat book for this lesson and you can use the discussion questions in this lesson plan to support specific books)

Pause at key moments when:

- A problem appears
- Alycat's emotions change
- Alycat makes a choice

Guide students to notice:

- What challenge is Alycat facing?
- How does Alycat feel?
- What choice does Alycat make?



ACTIVITY (10-15 MINUTES)

Activity 1 Option: Alycat Story Map

Worksheet Used: Alycat Story Map

Students complete the story map by writing or drawing.

Activity 2 Option:

Worksheet Used: My Alycat Comic

Students will create their own Alycat Comic Story.



TAKE-HOME WORKSHEET: FAVORITE ALYCAT MOMENT

- Send home one or more of the coloring sheets
- Students draw or write about:
- Their favorite part of the story
- Why that moment mattered to them

Prompt:

- Share with your parent/guardian your coloring sheet and share what character you admire?

CLOSING

- Lead the class in the ALYCAT Pledge together.

Optional reflection:

- “Turn and tell a friend one way you can be an ALYCAT today.”
- Send home the coloring sheet page and/or discussions questions for the specific book.

OPTIONAL

- Have the coloring sheets or worksheets not done in class in a bin for students to utilize when finished with other work.
- For post-teaching the lessons learned, revisit the discussion questions or hand out supplemental worksheets and recite the Alycat pledge again.

DISCUSSION QUESTIONS FOR EACH BOOK



Alycat and the Monday Blues

1. Why does Alycat feel grumpy or sad on Monday?
2. Have you ever had a day that started off rough? What happened?
3. What helps Alycat turn her mood around?

Alycat and the Tournament Tuesday

1. How does Alycat feel about competition and trying her best?
2. What is more important: winning or trying your hardest? Why?
3. How does Alycat handle challenges during the tournament?

Alycat and the Cattywampus Wednesday

1. What goes wrong for Alycat on this mixed-up day?
2. How does Alycat react when things don't go as planned?
3. What can you do when your day feels "cattywampus"?

Alycat and the Thursday Dessert Day

1. Why is Alycat excited about Dessert Day?
2. What problem comes up, and how does Alycat solve it?
3. How can sharing or being fair make situations better?

Alycat and the Friendship Friday

1. What makes someone a good friend in this story?
2. How does Alycat show kindness to others?
3. What is one way you can be a good friend today?



DISCUSSION QUESTIONS FOR EACH BOOK

Alycat and the Saturday Sleepover

1. How does Alycat feel about the sleepover at first?
2. What worries or excitement does she have?
3. What helps Alycat feel comfortable and have fun?



Alycat and the Sunday Scaries

1. How does Alycat feel when she thinks about the week ahead?
2. What are some things that make you feel nervous or worried?
3. What helps Alycat feel calmer, and what could help you when you feel that way?

Alycat and the Copycat

1. Why does Alycat want to copy someone else at first?
2. How does Alycat feel when she realizes she doesn't have to be like anyone else?
3. What makes you special or unique?

Alycat and the Christmas Cookie Swap

1. What problem happens during the cookie swap?
2. How does Alycat handle disappointment or frustration?
3. Why is kindness more important than getting exactly what we want?





STORY MAP



Book Title:

Characters

You can write or draw your characters here.

Setting

Write or draw the setting of the story here.

Beginning

Write or draw the beginning of the story



Middle

Write or draw the middle of the story



End

Write or draw the end of the story

Problem

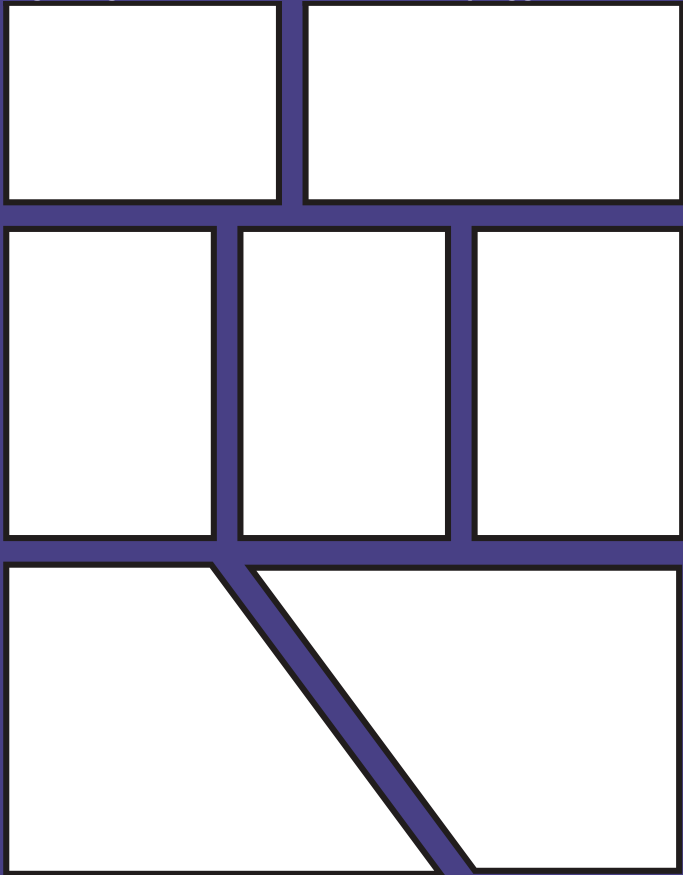
Write or draw what conflict or problem was happening in the story.

Solution

Write or draw what the solution was in the story.

My **THE Alycat** SERIES Comic

Draw your Alycat comic and add text to accompany your illustrations.





**MY FAVORITE ALYCAT
MOMENT IN THE STORY WAS:**



**MY FAVORITE ALYCAT
MOMENT IN THE STORY WAS:**

**ASK ME ABOUT
MY LESSON!**

Today we read:
**Alycat and the
Monday Blues**

Why did Alycat feel
grumpy or sad on
Monday?

What helped Alycat
turn her mood
around?

Have you ever had
a day that started
off rough? What
happened?

**ASK ME ABOUT
MY LESSON!**

Today we read:
Alycat and the
Cattywampus
Wednesday

How did Alycat
react when things
don't go as
planned?

What goes wrong
for Alycat on this
mixed-up day?

What does
“cattywampus”
mean?

ASK ME ABOUT
MY LESSON!

Today we read:

Alycat and the
Thursday Dessert Day

What problem
comes up, and how
did Alycat
solve it?

Why was Alycat
excited about
Dessert Day?

What dessert
would you invent?

ASK ME ABOUT
MY LESSON!

Today we read:
Alycat and the
Tournament Tuesday

How should Alycat
have handled the
missing golfball?

What happened to
Bugsy's lucky ball?

What is your
favorite sport?

**ASK ME ABOUT
MY LESSON!**

Today we read:
**Alycat and the
Friendship Friday**

How did Alycat help
herself to overcome
feeling left out?

Why did Alycat feel
left out?

How were you a
good friend today?

**ASK ME ABOUT
MY LESSON!**

Today we read:
**Alycat and the
Saturday Sleepover**

**Can you make up a
ghost story?**

**What game did the
kittens play?**

**Why were the
kittens scared?**

**ASK ME ABOUT
MY LESSON!**

Today we read:
**Alycat and the
Sunday Scaries**

What are some
things that make
you feel nervous
or worried?

How did Alycat feel
when she thought
about the
week ahead?

What helps you
when you feel
nervous?

ASK ME ABOUT
MY LESSON!

Today we read:
**Alycat and the
Copycat**

Why was Alycat
frustrated with
Lucy?

What makes you
special or unique?

How did Lucy
copy Alycat?

**ASK ME ABOUT
MY LESSON!**

Today we read:

Alycat and the
Christmas Cookie
Swap

How did Alycat
handle
disappointment
and frustration?

What problem
happened during
the cookie swap?

Why is kindness
important?

celebrate!



**A DAY TO CELEBRATE COURAGE,
TENACITY, CREATIVITY, AND
FRIENDSHIP THROUGH ALYCAT STORIES.**








NATIONAL **Alycat** DAY

FEBRUARY 23



ALYCAT PLEDGE

-  I am an **ALYCAT**.
-  I will be brave.
-  I will keep trying.
-  I will be kind to myself and others.
-  I am an **ALYCAT**!



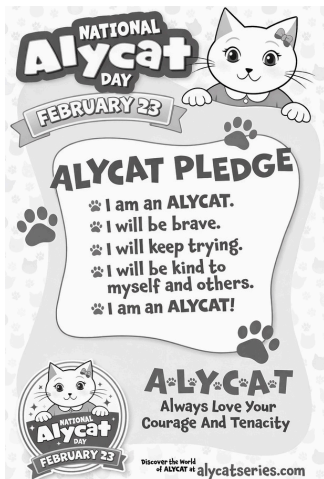
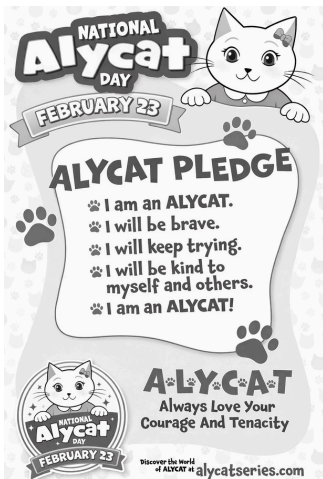


ALYCAT
Always Love Your
Courage And Tenacity

Discover the World
of ALYCAT at


alycatseries.com

DIRECTIONS: PRINT ONE CARD PER CHILD. ATTACH TO BACKPACK (HOLE-PUNCH AND STRING) OR TAPE TO A DESK. LAMINATING RECOMMENDED.








NATIONAL
Alycat
DAY

FEBRUARY 23



ALYCAT PLEDGE

-  I am an **ALYCAT**.
-  I will be brave.
-  I will keep trying.
-  I will be kind to myself and others.
-  I am an **ALYCAT**!



A-L-Y-C-A-T

Always Love Your
Courage And Tenacity









Discover the World
of ALYCAT at

alycatseries.com



Book List

Check off what books you've read.





Book List

Rate each book as you read them.

Alycat and the Monday Blues



Date Read: _____

Alycat and the Tournament Tuesday



Date Read: _____

Alycat and the Cattywampus Wednesday



Date Read: _____

Alycat and the Thursday Dessert Day



Date Read: _____

Alycat and the Friendship Friday



Date Read: _____

Alycat and the Sleepover Saturday



Date Read: _____

Alycat and the Sunday Scaries



Date Read: _____

Alycat and the Copycat




Date Read: _____

Alycat and the Christmas Cookie Swap



Date Read: _____

ALYCAT SEEK AND FIND



DIRECTIONS: WRITE HOW MANY YOU FIND.

BONUS ACTIVITY: COLOR EACH ITEM GROUPING YOU FIND THE SAME COLOR.













Alycat: CHARACTER TRAITS



Directions: Pick 3 character traits to describe Alycat and explain why you chose them with evidence from the text.

1. Character Trait -
Text Evidence -

2. Character Trait -
Text Evidence -

3. Character Trait -
Text Evidence -

Pick one of Alycat's friends and name a character trait to describe them. Explain why you chose it with evidence from the text.

1. Character Trait -
Text Evidence -



Alycat: **INSIDE/OUTSIDE TRAITS**



Directions: Decide if the traits are inside or outside and sort them.

Inside
(character traits)

Outside
(how we look on the outside)



whiskers	Black eyes	happy	has a tail	funny
helpful	white	kind	sweet	furry
loveable	pink ears	creative	long eyelashes	charming

Alycat: CHARACTER TRAITS



Directions: Cut and paste the character traits that describe Alycat.



helpful	mean	kind	sweet	selfish
loveable	bossy	creative	lazy	charming

