

Driver Training Reference Sheet

Option 1:

Virtual Meeting Number – +1 855-552-4463- You must call this number to check in by 8:15AM. Meeting PIN: 9553 80 2505

This number can also be used to call the Driver Trainer during the Chime Office Hours.

Option 2:

If you're using a computer, type in the link below:

URL Link: <https://chime.aws/VirtualNoelM>

Driver Trainer Contact Information: Noel Maysonet

Email – nmmayso@amazon.com

Each trainee must check-in by 8:15 AM in order to be considered rostered for the day. Trainees whom fail to call in will not be counted as present for the day and will have to attend the next training class. Class is expected to last roughly 10 hours, so ensure you have a charger for your device, and are available for the entirety of the scheduled time. The scheduled time allots for two 15 minute breaks and a 30 minute lunch

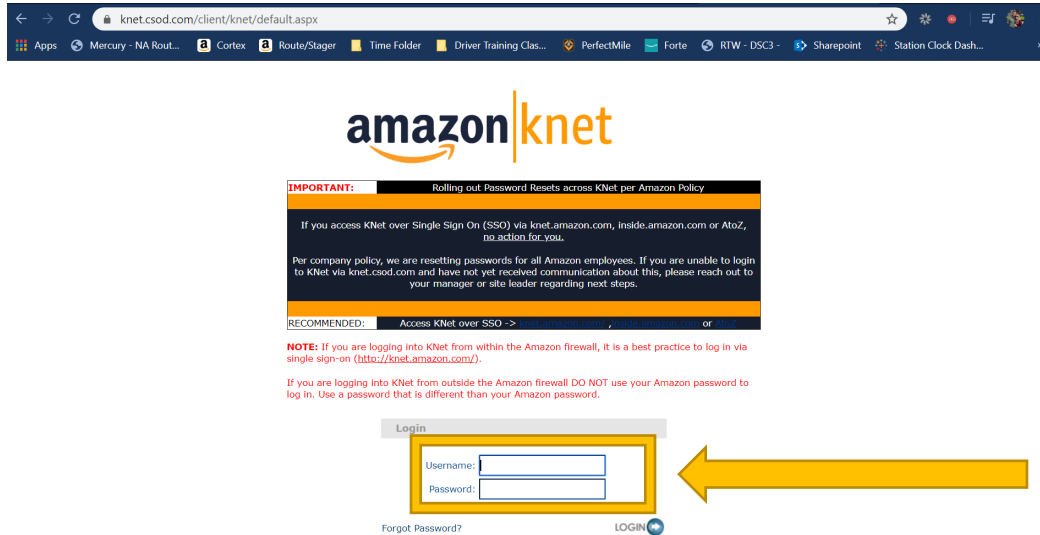
At 8:00 AM call into the meeting for the morning greeting and attendance. This is a great time to look over the schedule (located at the bottom of this document) and start logging into Knet in case you run into any problems, as the Driver Trainer will be able to assist you if any issues arise.

Go to Knet.csod.com

User Name: ***** (USER NAME FOUND IN EMAIL)

Temporary Password: 71E=5Jp\$s#6=WRK (Case-Sensitive)

Type your user name and temporary password into the labeled boxes



After typing in your user name and temporary password you will be prompted to create a new password


Type the temporary password into the “current password” section

Type a new password of your choosing in the “new password” box

Re-type your new password in the third box

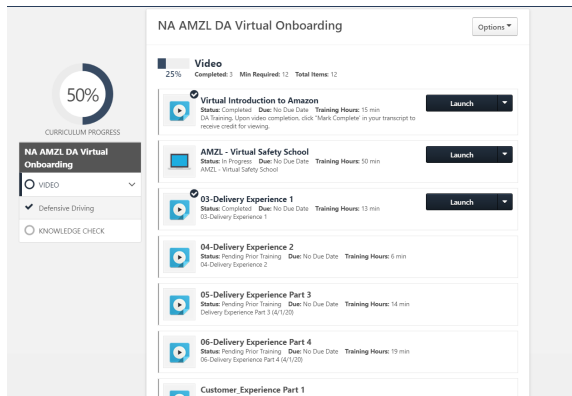
You will be brought back to the same site as when you first started: re-type in your user name along with your new password you just created

Once you’ve logged into Knet you will select the “NA AMZL DA Virtual Onboarding” tab.

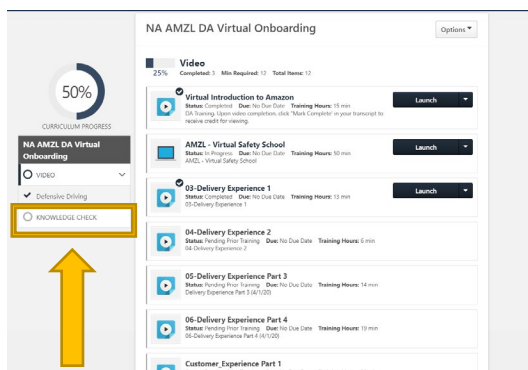


NA AMZL DA Virtual Onboarding
Curriculum | Amazon ★★★★★ (0)
NA AMZL DA Onboarding (Virtual)

Select the “Activate” or “Launch” Button for the first training module – Virtual Introduction to Amazon - to start the first training video. As you complete each module the next one will become available for you to complete.



When you have finished all of your training modules you will be need to start your knowledge checks. Select the “Knowledge Check” option on the left-hand menu as seen below



Complete each Knowledge Check BEFORE starting your Final Exam

You get three chances to take and pass the Final Exam. You must score an 80% or higher in order to pass.

Training Schedule:

Topic	Platform	Time	Minutes
Virtual DA Greeting+KNET login	Chime	8:00-8:15	15
Virtual Introduction	KNET	8:15-8:25	10
Virtual Safety School	KNET	8:25-8:55	30
Defensive Driving	KNET	8:55-9:40	45
Break		9:40-9:55	15
Chime Office Hours	Chime	9:55-10:10	15
Defensive Driving (continued)	KNET	10:10-11:40	90
Chime Office Hours		11:40-12:00	20
Lunch		12:00-12:30	30
Defensive Driving (continued)	KNET	12:30-12:45	15
Virtual Amazon Delivery Experience	KNET	12:45-1:35	50
Break		1:35-1:45	10
Chime Office Hours	Chime	1:45-2:00	15
Amazon Delivery Experience Knowledge Check	KNET	2:00-2:30	30
Virtual Amazon Customer Experience	KNET	2:30-3:05	35
Amazon Customer Experience Knowledge Check	KNET	3:05-3:35	30
Break		3:35-3:45	10
Chime Office Hours	Chime	3:45-4:00	15
Final Exam	KNET	4:00-5:15	75
End of Class Debrief	Chime	5:15-5:30	15
Total			570

**9.5
hours**