



bain
ultra

price list 2025

Effective April 1st, 2025



a new era of renewal

At BainUltra®, we see taking a bath as much more than a daily ritual. It's a refuge from all the noise and pressures of daily life. A moment to reclaim balance, reset the mind and regenerate the body.

Since 1977, our philosophy has been rooted in the idea that self-care is not a luxury—it's essential. And we've been pioneers in elevating the simple act of bathing into a truly transformative experience.

Today, we're stepping into bold new waters. The world is moving faster than ever, and the need for recovery has never been greater. And the evolution of our brand and products reflects that reality.

Every material, every shape, every innovative feature is crafted with one goal: to enhance bathers' well-being. From ergonomic designs that cradle every curve, to therapies that deepen relaxation, we keep pushing the boundaries of what a home bathroom can be.

Jean-Michel Lebeau
President, BainUltra®



new products 2025



Satin White



Glossy White



Glossy Black

Zenora 6030^(FS)

Where compact luxury meets contemporary design

60" x 30" x 23"

Elevate your bathroom with the sleek Zenora™ freestanding tub. Perfectly sized at 60" x 30", this solid surface soaker tub blends conviviality with thoughtful design, offering space for one or two bathers. Its innovative dual-slope profile lets you find your perfect position—recline fully for deep relaxation or sit more upright for reading or simply unwinding.

In addition, a new optional upgrade to glossy black is available. The pure, minimalist lines and compact footprint make it ideal for smaller spaces, while the premium solid surface construction ensures durability and superior heat retention. Experience the perfect blend of comfort and style in a tub that's perfectly sized for modern living.

SEE page 246



Libra 6834

Drop-in and Undermount

68" x 34" x 21"

Introducing the Libra 6834, a sleek new addition to our renowned freestanding collection, now designed for drop-in and undermount installation. At 68" x 34", this spacious bath offers both style and comfort. Its symmetrical sides and 26° slope ensure a relaxed, ergonomic bathing experience. Perfect for clients seeking a refined undermount look in their master bathroom, the Libra 6834 combines elegance with functionality, offering a sophisticated bathing experience that transforms any space.

SEE page 150



ZenFlow

Experience elegance in simplicity

ZenFlow, our new trimless overflow for bathtubs — a sleek, minimalist design that preserves the pure, linear aesthetic of the bath. With no visible trim, it seamlessly blends in, maintaining the flawless, uninterrupted look of the bath inner shell.

Offered on most of our collections and included with standard price.

SEE page 14

new products 2025



Thalassa2

60" x 31" x 20"
66" x 33" x 20"
72" x 33" x 20"

In response to popular demand, we're delighted to reintroduce a cherished classic to our lineup. This thoughtfully designed single-person bath features integrated armrests and optional grab bars offering both comfort and convenience for the bather. The Thalassa2 is available in three sizes (60" x 31", 66" x 33", and 72" x 33"), this alcove-installation bath is an ideal solution for secondary bath or smaller footprint bathrooms.

SEE pages 230, 232 & 234



Libra 7436 (FS)

74" x 36" x 23"

We're thrilled to introduce a new addition to the Libra Collection: the spacious Libra 7436 freestanding bathtub that builds on the success of our popular 66" x 32" model. This larger version maintains the collection's distinctive symmetrical design and identical soft slopes on both ends, perfect for two bathers, while offering more space for an enhanced bathing experience.

SEE page 152



Charism 7240 (FS)

72" x 40" x 24"

We're excited to expand the Charism Collection with a new 72" x 40" freestanding bath. This elegant addition elevates the collection, now featuring four models. The bath showcases a unique handcrafted deck color in striking contrast with the exterior. Its thoughtful design and larger size enhance the therapeutic experience while maintaining the collection's signature elegance.

Available deck colors: White, Black, Copper, and Crystal Rock.

SEE page 98



Lunessa 7038

70" × 38" × 25"

Due to the exceptional success of the Libra Stella, we are elevating this remarkable product into its own exclusive collection. While it has achieved outstanding results as part of the Libra collection, its unique design and overwhelming market response have inspired us to create a dedicated collection that will further enhance its distinctive character.

We've enhanced this signature model with thoughtful refinements, including a sleek trimless overflow, a wider deck for better accessibility, and modified armrests for improved ergonomics—all while maintaining its spacious bathing area. These minor design changes complement the tub's distinctive aesthetic, creating an even more refined and comfortable bathing experience.


SEE page 154



Satin White



Glossy White



Glossy Black

FineStone® Colors and Finishes

We're delighted to expand our FineStone® offering with glossy white and glossy black finishes for the Celestia, Opus, and Zenora models. Choose from:

Classic Satin White

Timeless and refined, for a clean, elegant look.

Glossy White

Pristine and brilliantly sleek, for a sophisticated touch.

Exclusive Glossy Black

Bold, modern, and undeniably sleek, for a striking statement.

These new glossy finishes enhance the beauty and durability of our solid surface baths, offering more ways to personalize the bathing experience with elegance and style. Perfect for clients seeking a truly distinctive touch in their bathroom design.



AromaFlow
Modified Product Offering

At BainUltra®, excellence is at the heart of everything we do. While the 2024 Price Book initially offered AromaFlow on all models, we’ve since refined our selection to ensure the best possible experience. We discovered that component fit varies across our diverse bathtub designs, and rather than compromise, we chose to prioritize quality and performance. Now, AromaFlow is available on selected models, guaranteeing seamless integration and delivering the exceptional experience you deserve.

Inua 6036, 6636, 7240
Origami 6030, 6032, 6632, 7236, 7242
Scala 6638, 7242
Evanescence 5936, 6634, 6636, 7440
Libra 6632, 6635, 6634, 6834, 7436
Lunessa 7038
Nokori 6331, 6429, 6737, 6935, 7131

Discontinued
Discontinued Products in 2025

Monarch 6638F
Monarch 7238F

index

Overview	p.8
General Information	p.10
Baths, Care Products & Complementary Products	p.10
Therapies & Technologies	p.12
Accessories	p.13
Price List Summary	p.19
Baths by Collection	p.19
Baths by Size	p.31
Accessories	p.43
Replacement Parts	p.45

Bath Collections

Amma®	p.50
Bain de ville™	p.70
Balneo®	p.74
BeOne™	p.86
Celestia™	p.88
Charism®	p.92
Citti®	p.100
Elegancia®	p.110
Essencia®	p.118
Esthesia®	p.126
Evanescence®	p.130
Inua®	p.138
Libra	p.144
Lunessa™	p.154
Meridian®	p.156
Monarch	p.180
Nokori®	p.190
Opalia®	p.200
Opus	p.210
Origami®	p.212
Scala™	p.224
Thalassa™	p.228
Vibe®	p.236
Zenora™	p.246

Therapeutic Care Unit

Vedana®	p.250
---------	-------

Complementary Products

Akaša®	p.252
Bath Pillow & Comfort Cushion	p.252
Essential Oils for Diffuser	p.252
Skirts	p.254

overview

Our product pages present all the information you need to order your bath and complementary products.

Product No.

The product number is the SKU required when you place an order. Pictures show features and alternative views of the bath.

SKU numbers are made from letters and numbers: *BBSUOFN0T-XX*

The *0* in the last *3* digits is a zero

The last two *XX* should be replaced with the number of the applicable color

Features

The left column indicates the retail price of the product, the features and the options available.

Options (upcharge applicable)

On the right column, are the additional options available with an upcharge. Please add any additional SKU required to your order.

evanescence 6634



Product No.		Options UPCHARGE APPLICABLE	
Model	Freestanding TMU BEVERFOOT-XX Soaker BEVERFOOT-XX	Bath Color p.17	
		Black / White 66	\$475
		Finish p.17	
		UltraVelour Matte Finish (white only) BVEL2	\$850
		Universal Armrests BBSU-XX p.16	\$595
		White OI	\$595
		Bath Pillow BPELOW p.252	\$240
		Drain & Overflow p.14	
		White OI	\$40
		Matte White 32 Chrome 07	\$40
		Brushed Nickel 09 Polished Nickel 10	\$40
		Matte Black 10 Satin Brass 15	\$55 \$105
		Island Tub Drain™ p.15	\$350
		Island tub drain™ BVEL2D	\$350
		Cast iron island tub drain™ BVELDDCI	\$350
		If Required by Construction Code or installed with ITD	
		Base drain & overflow kit BVCLOB	\$240
		Base drain kit BVCLOK	\$60
ThermoMasseur (TMU)			
Air Jet System		\$10,420	
Air		\$5	
Heated backrest & headrest		Included	
MaPlus® Control*		Included	
3D-Touch Control Application		Included	
Geyser®		Included	
AromaFlow BARMAP		\$550	
Basic ChromaTherapy BCHARC		\$595	
2nd heated backrest (BTS-1 zone) BSHR		\$115	
Soaker		\$7,800	
AromaFlow BARMAP		\$550	
Basic ChromaTherapy BCHARC		\$595	
WarmTouchShe® BWT5		\$115	
DOT Control		Included with therapy	
2nd WarmTouchShe® BWT52		\$370	
Features			
Installation Type		Freestanding	
No. of tubs: 15 1mp. gallons 45 US gallons 55		Raised headrest: 3	
Integrated Drain & Overflow – ZenFlow® BEVERNOF-01			
White OI		Installed & Included	
Standard Bath Color p.17			
White OI		Included	
To Order			
		To complete the ORDER FORM go to our Dealers Portal https://dealersportal.bathultra.com/textured/signin or send your order To Orderdesk@bathultra.com	
		* Don't forget to specify the finish of the integrated drain & overflow.	

132 bain ultra 2025 1 800 463-2187

Freestanding 66" x 34" x 28" signature



Technical Specifications

Hot water supply required The hot water supply should be 70% or more of the bath's total water capacity.

Turbine Access to the pump must be at least 18" x 22". Standard connection is 3/4" A, 3/4" x 60 Hz, dedicated line with a ground fault circuit interrupter (GFCI). For any additional option, a second line is needed 1/2" A, 3/4" x 60 Hz, dedicated line with a GFCI. Air vent necessary: 2" x 4" minimum.

Others The Geyser® is located on the same side as the heated backrest. It must not be relocated. It must be connected to the hot water supply and be accessible (remotely accessible). Faucet must be freestanding or wall-mounted. The tubline must be remotely installed. Controls cannot be installed on the deck of the bath. The water level will vary with an AromaFlow® is installed.

Our products must be installed by certified professionals only and according to our Owner's Manual as well as federal, provincial/state and local building codes and regulations (www.bathultra.com/dealers/dealer_documentation-and-catalog).

For the installer
Scan the code
Installation video
(3:20 min) +

Letter	Description	Measure
A	Total length	66"
B	Total width	34"
C	Bathing well length	41 1/2"
D	Bathing well width	21 1/2"
E	Deck width	11 1/2"
F	Center drain to center air intake	3 1/2"
G	Total height to headrest	28"
H	Minimum height to center	22"
I	Maximum water level	15 1/2"
J	Base length	52"
K	Base width	24 1/2"
L	Slope of backrest	21"
M	Center drain to center air intake	4 1/2"

* Indicates heated backrest (TMU) - (*) Indicates WarmTouchShe® position (Soaker)

Letter	Description	Measure
	Cutting template	# 90000006
	Approx. shipping weight	235 lb
	Turbine power	550 W
	Air heater	600 W

Warranty

Controls LED - Geyser® 5 years
Bath & turbine* 20 years

* Some restrictions apply | www.bathultra.com/warranty

Dimensions are subject to change, measured at external edges. Bathing well measured at jet level. Tolerances: ±0.25" (±6.35 mm). Ensure bathtub is received prior to any construction. Bathultra® is not responsible for any preparatory work done before product arrival.

Where to Find the Order Forms

To reduce the environmental impact associated with printing extra pages, all Order Forms are available in a PDF format.

From our Dealers portal under Sales & Marketing / Sales Tools:

dealersportal.bainultra.com/extranet/login

Request by email directly to our Customer Service:

orderdesk@bainultra.com

AMMA Drop-in & Alcove

bain
ultra

Please fill out one order form per product

Ordered by	Date	P.O.
Bill to	Ship to	
Street	Street	
City	City	Postal/Zip code
Province/State	Country	Province/State
Tel.	Fax	Tel.

PAY SPIFF TO (salesperson)

SPIFF ID (required for payment)

Any sales issued in response to this order form will be subject to BainUltra Inc. Terms & Conditions. Please check your order acknowledgement that will be faxed once the order has been entered.

OPTIONS are not included in Standard Price (UPCHARGE APPLICABLE)

BATH INFORMATION	MODEL NAME:	SKU NUMBER:
SIZE 6030" 6032 6036 *with integrated tile flange 6636 Oval 6638 7236 7242 Oval 7242	CATEGORIES & OPTIONAL THERAPIES <input type="checkbox"/> Thermomasseur (TMU) - Air jet system* *Geyser included AromaCloud (BAROMAC) AromaFlow™ (BAROMAF) <input type="checkbox"/> Illuzio Chromatherapy (BCHROG) TUB - Soaker AromaCloud (BAROMAC) AromaFlow™ (BAROMAF) <input type="checkbox"/> Illuzio Chromatherapy (BCHROG) WarmTouchShell® (BWTS) 2" WarmTouchShell (BWTS2) (for 2-bather models) <small>*When selecting an AromaFlow, the INTEGRATED WASTE & OVERFLOW is required (UPCHARGE). Select your waste finish color.</small>	MIAPLUS® CONTROL (TMU only) Not installed (BMAPI2-XX) Installed - Standard location** (BMAPI2-XX) ** Refer to Product Sheet Color White (01) Biscuit (02) BU-TOUCH CONTROL APPLICATION <input type="checkbox"/> (BUTOUCH)
INSTALLATION Drop-in Alcove		
DECK (for Oval 7242) Flat deck Raised deck		
BATH COLOR White (01) Biscuit (02)		
GRAB BAR(S) (BGBG10-XX) G10 color (acrylic) White (01) Biscuit (02) G10 optional color (clear acrylic) <input type="checkbox"/> Inserts: Chrome (07) Brushed Nickel (09)		

WASTE & OVERFLOW <input type="checkbox"/> 16" x 35" (BOVER16-XX) White (01) Biscuit (02) Chrome (07) Brushed Nickel (09) Polished Nickel (10) Oil-rubbed Bronze (11)	TILE FLANGE <input type="checkbox"/> Not installed (BTILEN) Factory installed - specify waste position Right (BTILER) Left (BTILEL) Front (BTILEF) Back (BTILEB) Special install (BTILEO) (provide sketch) SKIRT (color same as bath) <input type="checkbox"/> Multifit (BSMUL-XX) SJ-1 (BSJ1-XX) IF REQUIRED BY CONSTRUCTION CODE <input type="checkbox"/> Brass waste & overflow kit (BDRCOB) Brass waste kit (BDRCB) 16" x 35" Cable driven brass waste & overflow kit (BOVERBR)	CUTTING TEMPLATE <input type="checkbox"/> (for 6030, 6032 and 7242 oval only) Yes No Ship to Billing Address Other Shipping Address _____ _____ _____
---	---	--

Commercial Terms and Conditions

The commercial terms and conditions documents are available online:

For an Authorized dealer, go to BainUltra®'s Dealers Portal:

<https://dealersportal.bainultra.com>

For a Consumer, go to: bainultra.com/documentation:

<https://bainultra.com/terms-and-conditions-of-sale>

general information

FineStone® Baths

FineStone® is a high quality solid surface material composed of refined minerals and pure liquid acrylic. Baths made with FineStone® are offered as Soaker and ThermoMasseur® (TMU) baths.

FineStone® TMU Bathtubs Offer

- Hydro-thermo Massage® with air jet system
- Heated backrest

Designed with care, FineStone® offers a new way to enjoy BainUltra® bathing

- Thermal insulant; hot temperature resistant
- Strong, resistant, and durable
- Light / color resistant. No color bleed or wear
- Non porous, hygienic and easy to clean
- Can be easily repaired

FineStone® solid surface is offered in Satin White, Glossy White and Glossy Black finishes for the Celestia, Opus, and Zenora baths. TMU is only offered on Opus 6434.



Opus 6434 ThermoMasseur®

Therapeutic Baths

Our therapeutic baths are made of 100% pure high quality acrylic and come in two categories: ThermoMasseur® and Soaker.

Thermomasseur®

Our air jet baths artfully combine the gentleness of water, the force of air, and the comfort of heat to provide you with the extraordinary benefits of deep massage. All ThermoMasseur® bath prices are based on the standard color options offered.

Also included

- The motor with air-heating system: heated backrest and headrest
- The Geysair® technology: warm air jets
- The Mia® or MiaPlus® electronic control and BU-Touch App, depending on the model

Optional therapies offered

- Illuzio Chromatherapy
- AromaCloud® and AromaFlow available on select models.
- 2nd heated backrest (WTS technology, 1 zone)

Other options

- Optional colors
- UltraVelour Matte Finish



Soaker

All Soaker bath prices are based on the standard color options offered.

Optional therapies offered (FineStone® solid surface baths excluded)

- Illuzio Chromatherapy (with DOT Control)
- WarmTouchShell, 3 zones (with DOT Control)
- AromaCloud® and AromaFlow available on select models.

Other options

- Optional colors
- UltraVelour Matte Finish



Bain de ville 6632

Turbine (motor)

ThermoMasseur® models must be connected to a dedicated 20 AMP, 120 V, 60 Hz supply circuit protected by a groundfault circuit interrupter (GFCI). ThermoMasseur® models equipped with two heated backrests and /or Illuzio Chromatherapy, and /or AromaCloud® require an additional 15 AMP supply circuit.



Therapeutic Care Unit

This care unit provides unique therapeutic experiences. It combines multiple therapies, which can be activated independently or simultaneously according to your needs at any given time, to produce a specific emotional state (harmony, balance, sense of fulfillment, etc.) by stimulating your senses.

Vedana®

Five therapies combined. A unique system.

With Vedana®, BainUltra® transforms your shower area into a veritable heaven of health and well-being. Intelligently designed, cozy, and welcoming, Vedana® offers the well known benefits of five therapies in a single system.

The Vedana system includes

- One care unit combining five therapies: Aromatherapy, Light Therapy, Thermotherapy, Chromatherapy, and Sound Therapy
- Two integrated 30 minute preprogrammed sessions
- Four 15 minutes preprogrammed experiences
- A discovery box (essential oils and nebulizer)
- User guide
- Available in two colors: White and Biscuit
- MiaPlus® Control




Akaša®'s Complementary Products

Exclusively from BainUltra®, Akaša®'s complementary products are specifically designed and built for you to enhance the therapeutic experience provided by our other products.


Bath Pillow

Finesse, smoothness and sturdiness come together to offer the bather more comfort and well-being. Wisely placed by bather to the desired position, the Bath Pillow supports the neck wonderfully to offer the upmost in comfort and a feeling of complete relaxation and increased benefits.



Comfort Cushion

Made in Italy, this high quality urethane cushion offers the best comfort possible and bonifies the Hydro-thermo Massage® experience benefits. Its isolating properties will keep your body feeling warm all through the bath session. It will adhere naturally to the bath. No magnets are used. The Akaša® Comfort Cushion is available for several BainUltra® models (see page 253 for the list of Bath Models available for the Akaša® Comfort Cushion).



Nordic Spirit Essential Oils 15 ml bottle

For the AromaCloud®, AromaFlow, and the Vedana®.

Enhance the benefits of your therapeutic products with the Nordic Spirit essential oils synergy. Crafted from pure, natural ingredients, this blend immerses your body and mind in deep wellness.

Nordic Spirit Synergy can be used with our essential oil diffusers AromaCloud®*, and AromaFlow®, and Vedana® Therapeutic Unit.

*Do not pour essential oils directly into your bath water.

Therapies & Technologies


Supported by technologies that ensure your well-being.



Geysair® Hydro-thermo Massage®

Geysair® is a revolutionary system of warm air jets exclusive to BainUltra®'s ThermoMasseur®. Like the hot water that spurts out of a geyser, the air jets conserve their heat until they hit your skin, thanks to Geysair® technology. This eliminates the cold feeling of dry air bubbles on your body and keeps the temperature uniform. How it works is very simple: Geysair® heats and humidifies the air, which is then able to conserve its warmth. Geysair® can be turned on using the MiaPlus® Control or the BU-Touch Control Application.

Included on all ThermoMasseurs® except FineStone® baths.




AromaCloud® Aromatherapy

AromaCloud®: an essential oil diffuser seamlessly integrated into the bathtub's deck. Energizing, anti-inflammatory, and regenerating, the diffused essential oils are effectively absorbed by your body.

Factory-installed, the AromaCloud® installation may vary depending on the model. For some models, the deck will be adapted to accommodate the AromaCloud®. Please note, AromaCloud® is not available with the UltraVelour finish.

AromaCloud® operates independently from other technologies and is simple to activate. It includes one 15 ml vial of essential oil

Available as an option on ThermoMasseurs® and Soakers except FineStone® baths.

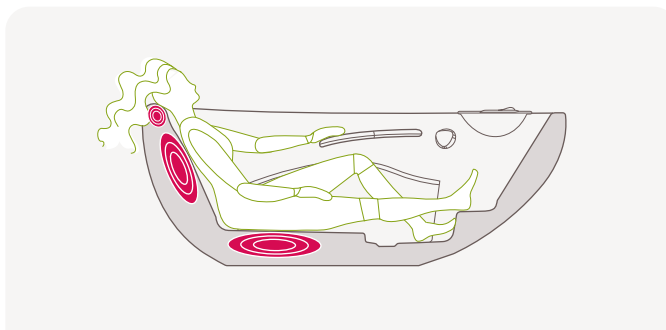


AromaFlow Aromatherapy

Discover the next evolution of Aromatherapy in the bath with AromaFlow. The AromaFlow is an essential oil diffuser that combines the benefits of Aromatherapy while being elegantly included into the bathtub's integrated overflow.

Easy-to-use seamless design, the AromaFlow offers a beautiful and therapeutic way to enjoy essential oils with your BainUltra® bathtub*. One to two drops of essential oil are enough for a 30-45 minutes session.

*Available on select models (see product pages for details).




WarmTouchshell® Thermootherapy

WarmTouchShell® technology features heating zones built into your bath's inner shell. These heating zones transmit and circulate continuous heat to the headrest, backrests and seat. They touch and warm the body's most sensitive areas, providing a deep feeling of relaxation.

WarmTouchShell® system can be turned on independently using a DOT Control.

Available as an option on Soakers except FineStone® baths.

Available as an option on ThermoMasseurs® with 2nd heated backrest (backrest zone only).



Illuzio Chromotherapy

BainUltra has developed Illuzio, a Chromotherapy system with hidden LED lights that leaves the bath's inner shell completely intact and smooth when the system is not in operation. Activate Illuzio and see the spectrum of colors come to life. Chromotherapy, an age-old technique recently rediscovered by scientists, can enhance your health and well-being.


Illuzio uses various colors (red, orange, yellow, green, blue, and purple) that deliver the most effective Chromotherapy with maximum benefits.

Illuzio Chromotherapy can be turned on independently using a DOT Control, MiaPlus® Control or with the BU-Touch Control App (for TMU).

Available as an option on ThermoMasseurs® and Soakers except FineStone® baths.

Essencia Design

accessories controls



ThermoMasseur® Baths BU-Touch Control Application

With the purchase of a ThermoMasseur® air jet system with a Mia® or MiaPlus® Control, you now have the option to add the virtual control for easy navigation through your system's therapies and functions.

The BU-Touch offers a simple and convenient way to control your bath session from your mobile device, providing the same functionality and features as the Mia® and MiaPlus® controls.

- Activate Hydro-thermo Massage® and Geysair® warm air jets
- Set heated backrest & headrest temperature
- Select colors for Chromatherapy (Bath with Illuzio)
- Program drying cycle

You can now start and program your session from a distance or easily change your settings while enjoying your Hydro-thermo Massage.

BU-Touch application is available on Google Play or App Store. BU-Touch works with a Home transmitter (included) that must be connected to your router.



Mia® Control

Simple and understated, the Mia® Control lets you adjust the air jet intensity to relax the way you want.

- Increase or decrease air jet intensity
- Activate the drying cycle



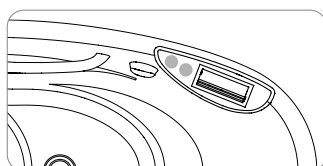
MiaPlus® Control

Its clear display is easy to read from all angles, letting you select your own customized relaxation session.

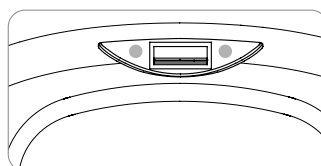
- | | |
|--|---|
| ● Air jet intensity | ● Backrest temperature |
| ● Activates the Geysair® warm air jets | ● Personalized session settings for up to 4 different users |
| ● Choice of light color (Chromatherapy option) | ● Personalized drying cycle |
| ● Session duration | |



Position of DOT Control on modified deck.



On either side of the AromaCloud®
For the following models: Balneo, and
Ellipse with rolled deck, Essencia 6838.



Side by side, beside the AromaCloud®
Essencia Oval 7236

Soaker Baths DOT Controls

Our DOT Controls blend perfectly with all our acrylic bath models. Simple and user-friendly. It allows you to separately enable / disable the heating zones of WarmTouchShell® and the Chromatherapy of your soaker. Available in White & Biscuit.

accessories drain & overflow


Integrated Drain & Overflow



The Integrated drain & overflow is now offered with the ZenFlow option (trimless linear overflow) or with a customized trim in different finishes. For both a variety of finishes are offered either standard with the bath or as an upgrade.

1. ZenFlow (trimless overflow)
2. Overflow with trim

Choice of finish:




Drain & Overflow D14 (Elegancia® Collection)

Fit perfectly with Elegancia baths. Pop-up system.



Drain & Overflow 16" x 35"


Cable driven.



Drain & Overflow D13* (exposed)

Exposed* drain & overflow complete the luxurious look of Balneo® baths.

* Please note that the D13 piping is visible from the outside of the bath.



island tub drain™ & tile flange

Island Tub Drain™



The Island tub drain™ makes it easy to install a freestanding bathtub.

Here are the key benefits

- Easy to connect plumbing
- Installation from above the floor; no need to have access under the bath
- Ideal for installation on a concrete slab
- Allows for the bath to be installed after tiles or other floor finish


Cast Iron Island Tub Drain™



Features

- Asymmetric design 18 Gauge Epoxy coated Metal Deck Plate with holes to lock to Thinset
- Snap off Test Cap (Rated to 30psi)
- Mortar/Tile Guard
- ID357 features a Cast Iron Body
- Low profile design allows for installation in 8" joist spaces or greater

Tile Flange



When ordering a bath with a factory-installed or molded tile flange, it is essential to specify the position of the drain. If drain is central, specify front or back. If drain is at the end, specify right or left. For a special installation, a sketch must be provided.

AromaCloud® position

When tiling flange is added, the AromaCloud® will automatically be installed on the opposite side of the flange.

WARNING The AromaCloud® may interfere with shower doors.

accessories grab bars, armrests & feet

Accessories

Grab Bars

1. Acrylic

*Please note that white grab bars are also available in the UltraVelour Matte finish.



Choice of finish:



White



Biscuit

2. Clear acrylic

*Please note that Acrylic grab bars are available for most of our models. For more information, contact BainUltra® customer service.



Transparent with choice of inserts:



Chrome



Polished Nickel


Universal Armrests




Universal Armrests are available in White, Glossy Finish only on selected bath models

Refer to product pages.

Armrests & Feet (Scala Collection)



Exclusive armrests (optional)



Feet

Choice of finish:



Chrome



Polished Nickel



Brushed Nickel



Matte Black



Satin Brass

Claw Feet for Cella (Balneo® Collection)

Cella models come with claw feet to add a personalized and unique touch of class to this freestanding bath.



Chrome



Polished Nickel



Brushed Nickel



Oil-rubbed
Bronze



Unplated

color & finish

Color

BainUltra®'s acrylic and solid surface baths are offered in a vast range of standard as well as optional colors.

Bath / Standard colors



Bath / Optional color



Baths made with Finestone® / Standard color



Finish

BainUltra® offers finishes that enhance the beauty and durability of our acrylic and solid surface baths, providing more ways to personalize the bathing experience with elegance and style.

Acrylic



FineStone® Solid Surface



*UltraVelour is a matte finish, offered in White, and exclusively manufactured by BainUltra®. The exceptional quality of UltraVelour Finish is a testament to refinement expertise found in this handcrafted bath finish. Refer to product specification page for availability on model and grab bars. Not available for Mia®, MiaPlus®, AromaCloud® and Universal Skirts SJ-1 & SJ-3.

Charism baths / Standard deck colors



Charism baths / Optional deck colors



Mia® and DOT Controls / Colors




Monarch Baths

Monarch baths deck surfaces are made of high quality quartz offered in various natural and vibrant colors.

Deck colors



Optional deck colors





Charism 6436



Bain de ville 6030

		THERAPIES (+)							CONTROL (+)			OPTIONS (+)	
Page	Collection	TMU	Aroma Cloud®	AromaFlow	Illuzio Chroma-therapy	Heated backrest	2nd heated backrest	Heated headrest	Mia®	MiaPlus®	BU-Touch App††	Colors	UltraVelour Matte Finish
Amma®													
50	Amma 6030 60" x 30" x 21" 📏	\$6,545	\$590†	—	\$995	Incl.	—	Incl.	—	Incl.	\$495	—	—
52	Amma 6032 60" x 32" x 21" 📏	\$6,545	\$590†	—	\$995	Incl.	—	Incl.	—	Incl.	\$495	—	—
54	Amma 6036 60" x 36" x 21" 📏	\$7,455	\$590†	—	\$995	Incl.	—	Incl.	—	Incl.	\$495	—	—
56	Amma 6636 66" x 36" x 21" 📏	\$7,680	\$590†	—	\$995	Incl.	—	Incl.	—	Incl.	\$495	—	—
58	Amma Oval 6638 66" x 38" x 21" 📏	\$7,680	\$590	—	\$995	Incl.	—	Incl.	—	Incl.	\$495	—	—
60	Amma 7236 72" x 36" x 21" 📏📏	\$7,965	\$590†	—	\$995	Incl.	Incl.	Incl.	—	Incl.	\$495	—	—
62	Amma 7242 72" x 42" x 22" 📏📏	\$8,105	\$590†	—	\$995	Incl.	Incl.	Incl.	—	Incl.	\$495	—	—
64	Amma Oval 7242 72" x 42" x 22" 📏📏 RAISED OR FLAT DECK	\$7,965	\$590	—	\$995	Incl.	Incl.	Incl.	—	Incl.	\$495	—	—
66	Amma Oval 7242 NARROW BASE (FS) 72" x 42" x 24" 📏📏 RAISED OR FLAT DECK	\$11,255	\$590	—	\$995	Incl.	Incl.	Incl.	—	Incl.	\$495	—	—
68	Amma Oval 7242 (FS) 72" x 42" x 28" 📏📏 RAISED OR FLAT DECK	\$12,645	\$590	—	\$995	Incl.	Incl.	Incl.	—	Incl.	\$495	—	—
Bain de ville®													
70	Bain de ville 6030** 60" x 30" x 17" 📏	\$3,595	\$590†	—	\$995†	Incl.	—	—	Incl.	\$285	\$495	—	\$650
72	Bain de ville 6632** 66" x 32" x 20" 📏	\$5,085	\$590†	—	\$995†	Incl.	—	—	Incl.	\$285	\$495	—	\$650
Balneo®													
74	Cella 6636 (FS) 66" x 36" x 27" 📏📏 FLAT OR ROLLED DECK	\$10,145	\$590	—	\$995	Incl.	\$1,125	—	—	Incl.	Incl.	—	—
76	Cella 7240 (FS) 72" x 40" x 27" 📏📏 FLAT OR ROLLED DECK	\$11,100	\$590	—	\$995	Incl.	\$1,125	—	—	Incl.	Incl.	—	—
78	Naos 6636 (FS) 66" x 36" x 25" 📏📏 FLAT OR ROLLED DECK	\$11,240	\$590	—	\$995	Incl.	\$1,125	—	—	Incl.	Incl.	—	—
80	Naos 7240 (FS) 72" x 40" x 25" 📏📏 FLAT OR ROLLED DECK	\$12,055	\$590	—	\$995	Incl.	\$1,125	—	—	Incl.	Incl.	—	—
82	Sanos 6636 (FS) 66" x 36" x 24" 📏📏 FLAT OR ROLLED DECK	\$9,880	\$590	—	\$995	Incl.	\$1,125	—	—	Incl.	Incl.	—	—
84	Sanos 7240 (FS) 72" x 40" x 24" 📏📏 FLAT OR ROLLED DECK	\$10,560	\$590	—	\$995	Incl.	\$1,125	—	—	Incl.	Incl.	—	—
BeOne™													
86	BeOne 4639 (FS) 46" x 39" x 30" 📏	\$9,360	—	—	\$995	Incl.	—	—	—	Incl.	Incl.	\$590	\$850

NOTE Geysair® technology is included in all BainUltra® ThermoMasseurs® except FineStone® baths.

† When tiling flange is added, the AromaCloud® will automatically be installed on the opposite side of the flange.

†† All contours are available at the same price.

††† Optional deck color Black, Crystal Rock, and Copper.

Slim deck available at same price.

* Available with or without integrated tile flange.

** Integrated tile flange & skirt.

‡ The MiaPlus® Control is included when purchasing this option.

The BU-Touch Application is available with the purchase of a ThermoMasseur® bath with Mia® or MiaPlus® Control.

🏠 Made with FineStone®

Summary Price List

ThermoMasseur® (TMU) By Collection

				THERAPIES (+)					CONTROL (+)			OPTIONS (+)	
Page	Collection	TMU	Aroma Cloud®	AromaFlow	Illuzio Chroma-therapy	Heated backrest	2nd heated backrest	Heated headrest	Mia®	MiaPlus®	BU-Touch App ^{††}	Colors	UltraVelour Matte Finish
Charism®													
92	Charism 5736 ^(FS) 57" x 36" x 23" ⚡⚡	\$9,655	—	—	\$995	Incl.	—	—	—	Incl.	Incl.	\$250 ^{†††}	\$850
94	Charism 6434 ^(FS) 64" x 34" x 24" ⚡⚡	\$11,000	—	—	\$995	Incl.	\$1,125	—	—	Incl.	Incl.	\$250 ^{†††}	\$850
96	Charism Oval 6436 ^(FS) 64" x 36" x 24" ⚡⚡	\$11,000	—	—	\$995	Incl.	\$1,125	—	—	Incl.	Incl.	\$250 ^{†††}	\$850
98	Charism 7240 ^(FS) ^(NEW) 72" x 40" x 24" ⚡⚡	\$11,495	—	—	\$995	Incl.	\$1,125	—	—	Incl.	Incl.	\$250 ^{†††}	\$850
Citti®													
100	Citti 17** 60" x 32" x 17" ⚡	\$3,700	\$590 [†]	—	\$995 [‡]	Incl.	—	—	Incl.	\$285	\$495	—	\$650
102	Citti 6032 WITH INSERT** 60" x 32" x 20" ⚡	\$4,935	\$590	—	\$995 [‡]	Incl.	—	—	Incl.	\$285	\$495	—	\$650
104	Citti 6032 WITHOUT INSERT** 60" x 32" x 20" ⚡	\$4,670	\$590	—	\$995 [‡]	Incl.	—	—	Incl.	\$285	\$495	—	\$650
106	Citti 6032 Trio WITH INSERT 60" x 32" x 20" ⚡	\$4,920	\$590	—	\$995 [‡]	Incl.	—	—	Incl.	\$285	\$495	—	\$650
108	Citti 6032 Trio WITHOUT INSERT 60" x 32" x 20" ⚡	\$4,665	\$590	—	\$995 [‡]	Incl.	—	—	Incl.	\$285	\$495	—	\$650
Elegancia®													
110	Elegancia 6636 ^{††} 66" x 36" x 21" ⚡⚡	\$6,330	\$590 [†]	—	\$995	Incl.	\$1,125	—	—	Incl.	\$495	—	—
112	Elegancia 6642 ^{††} 66" x 42" x 21" ⚡⚡	\$6,455	\$590 [†]	—	\$995	Incl.	\$1,125	—	—	Incl.	\$495	—	—
114	Elegancia 7236 ^{††} 72" x 36" x 21" ⚡⚡	\$6,500	\$590 [†]	—	\$995	Incl.	\$1,125	—	—	Incl.	\$495	—	—
116	Elegancia 7242 ^{††} 72" x 42" x 21" ⚡⚡	\$6,585	\$590 [†]	—	\$995	Incl.	\$1,125	—	—	Incl.	\$495	—	—
Essencia®													
118	Essencia 6838 ^(FS) 68" x 38" x 26" ⚡	\$11,035	\$590	—	\$995	Incl.	—	Incl.	—	Incl.	Incl.	\$475	\$850
120	Essencia Design 7236 ^(FS) 72" x 36" x 24" ⚡	\$10,535	—	—	\$995	Incl.	—	—	—	Incl.	Incl.	\$475	\$850
122	Essencia Oval 7236 72" x 36" x 25" ⚡	\$6,425	\$590	—	\$995	Incl.	—	Incl.	—	Incl.	\$495	—	\$850
124	Essencia Oval 7236 ^(FS) 72" x 36" x 27" ⚡	\$10,995	\$590	—	\$995	Incl.	—	Incl.	—	Incl.	Incl.	—	—
Esthesia®													
126	Esthesia 6436 ^(FS) 64" x 36" x 25" ⚡⚡	\$9,510	\$590	—	\$995	Incl.	\$1,125	—	—	Incl.	\$495	\$835	\$1,025
128	Esthesia 6638 66" x 38" x 21" ⚡⚡	\$5,875	\$590	—	\$995	Incl.	\$1,125	—	—	Incl.	\$495	—	\$650
Evanescence®													
130	Evanescence 5936 ^(FS) 59" x 36" x 28" ⚡	\$9,325	—	\$950	\$995	Incl.	—	Incl.	—	Incl.	Incl.	\$475	\$850
132	Evanescence 6634 ^(FS) 66" x 34" x 28" ⚡⚡	\$10,420	—	\$950	\$995	Incl.	\$1,125	Incl.	—	Incl.	Incl.	\$475	\$850
134	Evanescence Oval 6636 ^(FS) 66" x 36" x 28" ⚡⚡	\$10,420	—	\$950	\$995	Incl.	\$1,125	Incl.	—	Incl.	Incl.	\$475	\$850
136	Evanescence Oval 7440 ^(FS) 74" x 40" x 28" ⚡⚡	\$10,685	—	\$950	\$995	Incl.	\$1,125	Incl.	—	Incl.	Incl.	\$475	\$850

				THERAPIES (+)					CONTROL (+)			OPTIONS (+)	
Page	Collection	TMU	Aroma Cloud®	AromaFlow	Illuzio Chroma-therapy	Heated backrest	2nd heated backrest	Heated headrest	Mia®	MiaPlus®	BU-Touch App††	Colors	UltraVelour Matte Finish
Inua®													
138	Inua 6036 60" x 36" x 23" 🚿 SLIM OR STANDARD DECK	\$7,930	\$590	\$950	\$995	Incl.	—	—	—	Incl.	\$495	—	\$650
140	Inua 6636 66" x 36" x 23" 🚿 SLIM OR STANDARD DECK	\$7,975	\$590	\$950	\$995	Incl.	—	—	—	Incl.	\$495	—	\$650
142	Inua 7240 72" x 40" x 23" 🚿 SLIM OR STANDARD DECK	\$8,500	\$590	\$950	\$995	Incl.	\$1,125	—	—	Incl.	\$495	—	\$650
Libra													
144	Libra 6632 ^(FS) 66" x 32" x 23" 🚿	\$8,850	—	\$950	\$995	Incl.	\$1,125	—	—	Incl.	Incl.	\$475	\$850
146	Libra Aurora 6634 ^(FS) 66" x 34" x 24" 🚿	\$9,330	—	\$950	\$995	Incl.	\$1,125	—	—	Incl.	Incl.	\$475	\$850
148	Libra Oval 6635 ^(FS) 66" x 35" x 27" 🚿	\$9,750	—	\$950	\$995	Incl.	\$1,125	—	—	Incl.	Incl.	\$475	\$1,025
150 <small>(NEW)</small>	Libra 6834 68" x 34" x 21" 🚿	\$5,535	—	\$950	\$995	Incl.	\$1,125	—	—	Incl.	\$495	—	\$650
152 <small>(NEW)</small>	Libra 7436 ^(FS) 74" x 36" x 25" 🚿	\$10,545	—	\$950	\$995	Incl.	\$1,125	—	—	Incl.	Incl.	\$475	\$1,025
Lunessa													
154 <small>(NEW)</small>	Lunessa 7038 ^(FS) 70" x 38" x 25" 🚿	\$9,910	—	\$950	\$995	Incl.	\$1,125	—	—	Incl.	Incl.	\$475	\$1,025
Meridian®													
156	Meridian Ellipse 6636 66" x 36" x 21" 🚿 FLAT OR ROLLED DECK	\$6,080	\$590	—	\$995	Incl.	\$1,125	—	—	Incl.	\$495	—	—
158	Meridian Ellipse 7240 72" x 40" x 21" 🚿 FLAT OR ROLLED DECK	\$6,420	\$590	—	\$995	Incl.	\$1,125	—	—	Incl.	\$495	—	—
160	Meridian Uno** 60" x 31" x 21" 🚿	\$4,265	\$590†	—	\$995	Incl.	—	—	Incl.	\$285	\$495	—	—
162	Meridian Duo** 60" x 31" x 21" 🚿	\$4,265	\$590†	—	\$995	Incl.	—	—	Incl.	\$285	\$495	—	—
164	Meridian 6030* 60" x 30" x 21" 🚿	\$4,265	\$590†	—	\$995	Incl.	—	—	—	Incl.	\$495	—	—
166	Meridian 6032* 60" x 32" x 21" 🚿	\$4,885	\$590†	—	\$995	Incl.	—	—	—	Incl.	\$495	—	—
168	Meridian 50 60" x 36" x 20" 🚿	\$5,045	\$590†	—	\$995	Incl.	—	—	—	Incl.	\$495	—	—
170	Meridian 6042 60" x 42" x 21" 🚿	\$5,440	\$590†	—	\$995	Incl.	—	—	—	Incl.	\$495	—	—
172	Meridian 55 66" x 36" x 20" 🚿	\$5,490	\$590†	—	\$995	Incl.	\$1,125	—	—	Incl.	\$495	—	—
174	Meridian 60 72" x 36" x 21" 🚿	\$5,600	\$590†	—	\$995	Incl.	\$1,125	—	—	Incl.	\$495	—	—
176	Pro-Meridian 55 66" x 34" x 20" 🚿	\$5,405	\$590†	—	\$995	Incl.	—	—	—	Incl.	\$495	—	—
178	Pro-Meridian 60 72" x 36" x 20" 🚿	\$5,770	\$590†	—	\$995	Incl.	—	—	—	Incl.	\$495	—	—

NOTE Geysair® technology is included in all BainUltra® ThermoMasseurs® except FineStone® baths.

† When tiling flange is added, the AromaCloud® will automatically be installed on the opposite side of the flange.

†† All contours are available at the same price.

††† Optional deck color Black, Crystal Rock, and Copper.

Slim deck available at same price.

* Available with or without integrated tile flange.

** Integrated tile flange & skirt.

‡ The MiaPlus® Control is included when purchasing this option.

‡‡ The BU-Touch Application is available with the purchase of a ThermoMasseur® bath with Mia® or MiaPlus® Control.

 Made with FineStone®

		THERAPIES (+)							CONTROL (+)		OPTIONS (+)		
Page	Collection	TMU	Aroma Cloud®	AromaFlow	Illuzio Chroma-therapy	Heated backrest	2nd heated backrest	Heated headrest	Mia®	MiaPlus®	BU-Touch App¹¹	Colors	UltraVelour Matte Finish
Monarch													
180	Monarch 6032 60" x 32" x 20" 📏	\$5,805 (S) \$9,440 (GL)	—	—	\$995	Incl.	—	—	—	Incl.	\$495	—	\$650
182	Monarch 6036 60" x 36" x 20" 📏	\$5,990 (S) \$9,715 (GL)	—	—	\$995	Incl.	—	—	—	Incl.	\$495	—	\$650
184	Monarch 6636 66" x 36" x 20" 📏	\$6,050 (S) \$10,140 (GL)	—	—	\$995	Incl.	—	—	—	Incl.	\$495	—	\$650
186	Monarch 7236 72" x 36" x 21" 📏📏	\$6,285 (S) \$10,600 (GL)	—	—	\$995	Incl.	\$1,125	—	—	Incl.	\$495	—	\$650
188	Monarch 7240 72" x 40" x 21" 📏📏	\$6,470 (S) \$10,955 (GL)	—	—	\$995	Incl.	\$1,125	—	—	Incl.	\$495	—	\$650
Nokori®													
190	Nokori 6331 ^(FS) 63" x 31" x 24" 📏	\$10,160	—	\$950	\$995	Incl.	—	—	—	Incl.	\$495	—	\$850
192	Nokori 6429 ^(FS) 64" x 29" x 23" 📏	\$9,790	—	\$950	\$995	Incl.	—	—	—	Incl.	\$495	—	\$850
194	Nokori Oval 6737 ^(FS) 67" x 37" x 24" 📏📏	\$10,380	—	\$950	\$995	Incl.	\$1,125	—	—	Incl.	\$495	\$475	\$850
196	Nokori 6935 ^(FS) 69" x 35" x 24" 📏📏	\$10,620	—	\$950	\$995	Incl.	\$1,125	—	—	Incl.	\$495	—	\$850
198	Nokori 7131 ^(FS) 71" x 31" x 24" 📏📏	\$10,485	—	\$950	\$995	Incl.	\$1,125	—	—	Incl.	\$495	—	\$850
Opalia®													
200	Opalia 6839 CENTERED ELLIPSE ^(FS) 68" x 39" x 25" 📏📏	\$8,815	\$590	—	\$995	Incl.	\$1,125	—	—	Incl.	\$495	\$475	\$850
202	Opalia 6839 OFF-CENTERED ELLIPSE, LEFT ^(FS) 68" x 39" x 25" 📏📏	\$8,815	\$590	—	\$995	Incl.	\$1,125	—	—	Incl.	\$495	\$475	\$850
204	Opalia 6839 OFF-CENTERED ELLIPSE, RIGHT ^(FS) 68" x 39" x 25" 📏📏	\$8,815	\$590	—	\$995	Incl.	\$1,125	—	—	Incl.	\$495	\$475	\$850
206	Opalia 6839 OBLIQUE ELLIPSE, LEFT ^(FS) 68" x 39" x 25" 📏📏	\$8,815	\$590	—	\$995	Incl.	\$1,125	—	—	Incl.	\$495	\$475	\$850
208	Opalia 6839 OBLIQUE ELLIPSE, RIGHT ^(FS) 68" x 39" x 25" 📏📏	\$8,815	\$590	—	\$995	Incl.	\$1,125	—	—	Incl.	\$495	\$475	\$850
Opus SOLID SURFACE													
210	Opus 6434 ^(FS) 64" x 34" x 25" 📏📏	\$11,750	—	—	—	Incl.	—	—	—	Incl.	Incl.	\$500	—
Origami®													
212	Origami 6030 60" x 30" x 21" 📏 2" DECK HEIGHT ONLY	\$5,725	\$590 [†]	\$950	\$995	Incl.	—	—	—	Incl.	\$495	—	\$650
214	Origami 6032# 60" x 32" x 21" 📏	\$5,820	\$590 [†]	\$950	\$995	Incl.	—	—	—	Incl.	\$495	—	\$650
216	Origami 6632# 66" x 32" x 21" 📏	\$6,180	\$590 [†]	\$950	\$995	Incl.	—	—	—	Incl.	\$495	—	\$650
218	Origami 6636# 66" x 36" x 22" 📏	\$6,425	\$590 [†]	\$950	\$995	Incl.	—	—	—	Incl.	\$495	—	\$650
220	Origami 7236# 72" x 36" x 22" 📏📏	\$6,700	\$590 [†]	\$950	\$995	Incl.	\$1,125	—	—	Incl.	\$495	—	\$650
222	Origami 7242# 72" x 42" x 22" 📏📏	\$7,105	\$590 [†]	\$950	\$995	Incl.	\$1,125	—	—	Incl.	\$495	—	\$650


		THERAPIES (+)							CONTROL (+)			OPTIONS (+)	
Page	Collection	TMU	Aroma Cloud®	AromaFlow	Illuzio Chroma-therapy	Heated backrest	2nd heated backrest	Heated headrest	Mia®	MiaPlus®	BU-Touch App¹¹	Colors	UltraVelour Matte Finish
Scala													
224	Scala 6638 ^(FS) 66" x 38" x 25" 🍷🍷	\$10,875	—	\$950	\$995	Incl.	\$1,125	Incl.	—	Incl.	Incl.	—	\$850
226	Scala 7242 ^(FS) 72" x 42" x 25" 🍷🍷	\$11,750	—	\$950	\$995	Incl.	\$1,125	Incl.	—	Incl.	Incl.	—	\$850
Thalassa™													
228	Thalassa Sensation 54" x 54" x 20" 🍷🍷	\$5,100	\$590	—	\$995⁺	Incl.	\$1,125	Incl.	Incl.	\$285	\$495	—	—
230 <small>(NEW)</small>	Thalassa2 6031 60" x 31" x 20" 🍷	\$4,795	\$590	—	\$995	Incl.	—	—	Incl.	\$285	\$495	—	—
232 <small>(NEW)</small>	Thalassa2 6633 66" x 33" x 20" 🍷	\$4,995	\$590	—	\$995	Incl.	—	—	Incl.	\$285	\$495	—	—
234 <small>(NEW)</small>	Thalassa2 7233 72" x 33" x 20" 🍷	\$5,195	\$590	—	\$995	Incl.	—	—	Incl.	\$285	\$495	—	—
Vibe®													
236	Vibe 5828 ^(FS) 58" x 28" x 21" 🍷	\$8,655	—	—	\$995	Incl.	—	—	—	Incl.	\$495	\$475	\$850
238	Vibe Back to Wall 5828 ^(FS) 58" x 28" x 21" 🍷	\$9,155	—	—	\$995	Incl.	—	—	—	Incl.	\$495	\$475	\$850
240	Vibe Oval 5830 ^(FS) 58" x 30" x 21" 🍷	\$8,655	—	—	\$995	Incl.	—	—	—	Incl.	\$495	\$475	\$850
242	Vibe 6030 60" x 30" x 19" 🍷	\$4,895	—	—	\$995	Incl.	—	—	—	Incl.	\$495	—	\$650
244	Vibe Design 6033 ^(FS) 60" x 33" x 21" 🍷	\$8,655	—	—	\$995	Incl.	—	—	—	Incl.	\$495	\$475	\$850



Libra 7436



Vibe back to the wall 5828

			THERAPIES (+)					CONTROL (+)	OPTIONS (+)	
Page	Collection	Soaker	AromaCloud®	AromaFlow	Illuzio Chromatherapy	Warm TouchShell WTS	2nd WTS	Dot Control	Colors	UltraVelour Matte Finish
Amma®										
50	Amma 6030 60" x 30" x 21" ↓	\$4,055	\$590†	—	\$995	\$1,125	—	Incl.	—	—
52	Amma 6032 60" x 32" x 21" ↓	\$4,055	\$590†	—	\$995	\$1,125	—	Incl.	—	—
54	Amma 6036 60" x 36" x 21" ↓	\$4,685	\$590†	—	\$995	\$1,125	—	Incl.	—	—
56	Amma 6636 66" x 36" x 21" ↓	\$4,790	\$590†	—	\$995	\$1,125	—	Incl.	—	—
58	Amma Oval 6638 66" x 38" x 21" ↓	\$4,930	\$590†	—	\$995	\$1,125	—	Incl.	—	—
60	Amma 7236 72" x 36" x 21" ↓↓	\$4,930	\$590†	—	\$995	\$1,125	\$370	Incl.	—	—
62	Amma 7242 72" x 42" x 22" ↓↓	\$5,060	\$590†	—	\$995	\$1,125	\$370	Incl.	—	—
64	Amma Oval 7242 72" x 42" x 22" ↓↓ RAISED OR FLAT DECK	\$5,060	\$590	—	\$995	\$1,125	\$370	Incl.	—	—
66	Amma Oval 7242 NARROW BASE (FS) 72" x 42" x 24" ↓↓ RAISED OR FLAT DECK	\$8,780	\$590	—	\$995	\$1,125	\$370	Incl.	—	—
68	Amma Oval 7242 (FS) 72" x 42" x 28" ↓↓ RAISED OR FLAT DECK	\$9,725	\$590	—	\$995	\$1,125	\$370	Incl.	—	—
Bain de ville®										
70	Bain de ville 6030** 60" x 30" x 17" ↓	\$1,930	\$590†	—	\$995	\$1,125	—	Incl.	—	\$650
72	Bain de ville 6632** 66" x 32" x 20" ↓	\$2,760	\$590†	—	\$995	\$1,125	—	Incl.	—	\$650
Balneo®										
74	Cella 6636 (FS) 66" x 36" x 27" ↓↓ FLAT OR ROLLED DECK	\$7,260	\$590	—	\$995	\$1,125	\$370	Incl.	—	—
76	Cella 7240 (FS) 72" x 40" x 27" ↓↓ FLAT OR ROLLED DECK	\$8,485	\$590	—	\$995	\$1,125	\$370	Incl.	—	—
78	Naos 6636 (FS) 66" x 36" x 25" ↓↓ FLAT OR ROLLED DECK	\$8,195	\$590	—	\$995	\$1,125	\$370	Incl.	—	—
80	Naos 7240 (FS) 72" x 40" x 25" ↓↓ FLAT OR ROLLED DECK	\$9,040	\$590	—	\$995	\$1,125	\$370	Incl.	—	—
82	Sanos 6636 (FS) 66" x 36" x 24" ↓↓ FLAT OR ROLLED DECK	\$7,230	\$590	—	\$995	\$1,125	\$370	Incl.	—	—
84	Sanos 7240 (FS) 72" x 40" x 24" ↓↓ FLAT OR ROLLED DECK	\$7,925	\$590	—	\$995	\$1,125	\$370	Incl.	—	—
BeOne™										
86	BeOne 4639 (FS) 46" x 39" x 30" ↓	\$7,280	—	—	\$995	\$1,125	—	Incl.	\$475	\$850
 Celestia® SOLID SURFACE										
88	Celestia 6233 (FS) 62" x 33" x 24" ↓	\$6,995	—	—	—	—	—	—	\$500	—
90	Celestia 6635 (FS) 66" x 35" x 25" ↓↓	\$7,995	—	—	—	—	—	—	\$500	—

NOTE Geysair® technology is included in all BainUltra® ThermoMasseurs® except FineStone® baths.

† When tiling flange is added, the AromaCloud® will automatically be installed on the opposite side of the flange.

†† All contours are available at the same price.

††† Optional deck color Black, Crystal Rock, and Copper.


Slim deck available at same price.

* Available with or without integrated tile flange.

** Integrated tile flange & skirt.

‡ The MiaPlus® Control is included when purchasing this option.

‡‡ The BU-Touch Application is available with the purchase of a ThermoMasseur® bath with Mia® or MiaPlus® Control.

 Made with FineStone®

Page	Collection	Soaker	AromaCloud®	AromaFlow	Illuzio Chromatherapy	Warm TouchShell WTS	2nd WTS	Dot Control	Colors	UltraVelour Matte Finish
Charism®										
92	Charism 5736 (FS) 57" x 36" x 23" 🦿	\$7,050	—	—	\$995	\$1,125	—	Incl.	\$250 ^{†††}	\$850
94	Charism 6434 (FS) 64" x 34" x 24" 🦿🦿	\$8,525	—	—	\$995	\$1,125	\$370	Incl.	\$250 ^{†††}	\$850
96	Charism Oval 6436 (FS) 64" x 36" x 24" 🦿🦿	\$8,525	—	—	\$995	\$1,125	\$370	Incl.	\$250 ^{†††}	\$850
98 <small>(new)</small>	Charism 7240 (FS) 72" x 40" x 24" 🦿🦿	\$8,970	—	—	\$995	\$1,125	\$370	Incl.	\$250 ^{†††}	\$850
Citti®										
100	Citti 17** 60" x 32" x 17" 🦿	\$2,015	\$590 [†]	—	\$995	\$1,125	—	Incl.	—	\$650
102	Citti 6032 WITH INSERT** 60" x 32" x 20" 🦿	\$2,590	\$590	—	\$995	\$1,125	—	Incl.	—	\$650
104	Citti 6032 WITHOUT INSERT** 60" x 32" x 20" 🦿	\$2,315	\$590	—	\$995	\$1,125	—	Incl.	—	\$650
106	Citti 6032 Trio WITH INSERT 60" x 32" x 20" 🦿	\$2,560	\$590	—	\$995	\$1,125	—	Incl.	—	\$650
108	Citti 6032 Trio WITHOUT INSERT 60" x 32" x 20" 🦿	\$2,315	\$590	—	\$995	\$1,125	—	Incl.	—	\$650
Elegancia®										
110	Elegancia 6636 ^{††} 66" x 36" x 21" 🦿🦿	\$3,135	\$590 [†]	—	\$995	\$1,125	\$370	Incl.	—	—
112	Elegancia 6642 ^{††} 66" x 42" x 21" 🦿🦿	\$3,205	\$590 [†]	—	\$995	\$1,125	\$370	Incl.	—	—
114	Elegancia 7236 ^{††} 72" x 36" x 21" 🦿🦿	\$3,270	\$590 [†]	—	\$995	\$1,125	\$370	Incl.	—	—
116	Elegancia 7242 ^{††} 72" x 42" x 21" 🦿🦿	\$3,420	\$590 [†]	—	\$995	\$1,125	\$370	Incl.	—	—
Essencia®										
118	Essencia 6838 (FS) 68" x 38" x 26" 🦿	\$7,985	\$590	—	\$995	\$1,125	—	Incl.	\$475	\$850
120	Essencia Design 7236 (FS) 72" x 36" x 24" 🦿	\$7,660	—	—	\$995	\$1,125	—	Incl.	\$475	\$850
122	Essencia Oval 7236 72" x 36" x 25" 🦿	\$4,525	\$590	—	\$995	\$1,125	—	Incl.	—	\$850
124	Essencia Oval 7236 (FS) 72" x 36" x 27" 🦿	\$7,960	\$590	—	\$995	\$1,125	—	Incl.	—	—
Esthesia®										
126	Esthesia 6436 (FS) 64" x 36" x 25" 🦿🦿	\$6,900	\$590	—	\$995	\$1,125	\$370	Incl.	\$835	\$1,025
128	Esthesia 6638 66" x 38" x 21" 🦿🦿	\$2,975	\$590	—	\$995	\$1,125	\$370	Incl.	—	\$650
Evanescence®										
130	Evanescence 5936 (FS) 59" x 36" x 28" 🦿	\$6,735	—	\$950	\$995	\$1,125	—	Incl.	\$475	\$850
132	Evanescence 6634 (FS) 66" x 34" x 28" 🦿🦿	\$7,800	—	\$950	\$995	\$1,125	\$370	Incl.	\$475	\$850
134	Evanescence Oval 6636 (FS) 66" x 36" x 28" 🦿🦿	\$7,800	—	\$950	\$995	\$1,125	\$370	Incl.	\$475	\$850
136	Evanescence Oval 7440 (FS) 74" x 40" x 28" 🦿🦿	\$8,205	—	\$950	\$995	\$1,125	\$370	Incl.	\$475	\$850

			THERAPIES (+)					CONTROL (+)	OPTIONS (+)	
Page	Collection	Soaker	AromaCloud®	AromaFlow	Illuzio Chromatherapy	Warm TouchShell WTS	2nd WTS	Dot Control	Colors	UltraVelour Matte Finish
Inua®										
138	Inua 6036* 60" x 36" x 23" 🚿 SLIM OR STANDARD DECK	\$4,930	\$590	\$950	\$995	\$1,125	—	Incl.	—	\$650
140	Inua 6636* 66" x 36" x 23" 🚿 SLIM OR STANDARD DECK	\$4,955	\$590	\$950	\$995	\$1,125	—	Incl.	—	\$650
142	Inua 7240* 72" x 40" x 23" 🚿🚿 SLIM OR STANDARD DECK	\$5,470	\$590	\$950	\$995	\$1,125	\$370	Incl.	—	\$650
Libra										
144	Libra 6632 ^(FS) 66" x 32" x 23" 🚿🚿	\$6,500	—	\$950	\$995	\$1,125	\$370	Incl.	\$475	\$850
146	Libra Aurora 6634 ^(FS) 66" x 34" x 24" 🚿🚿	\$6,980	—	\$950	\$995	\$1,125	\$370	Incl.	\$475	\$850
148	Libra Oval 6635 ^(FS) 66" x 35" x 27" 🚿🚿	\$7,340	—	\$950	\$995	\$1,125	\$370	Incl.	\$475	\$1,025
150	Libra 6834 ^(NEW) 68" x 34" x 21" 🚿🚿	\$2,875	—	\$950	\$995	\$1,125	\$370	Incl.	—	\$650
152	Libra 7436 ^(FS) 74" x 36" x 25" 🚿🚿	\$8,095	—	\$950	\$995	\$1,125	\$370	Incl.	\$475	\$1,025
Lunessa										
154	Lunessa 7038 ^(FS) 70" x 38" x 25" 🚿🚿	\$7,440	—	\$950	\$995	\$1,125	\$370	Incl.	\$475	\$1,025
Meridian®										
156	Meridian Ellipse 6636 66" x 36" x 21" 🚿🚿 FLAT OR ROLLED DECK	\$2,690	\$590	—	\$995	\$1,125	\$370	Incl.	—	—
158	Meridian Ellipse 7240 72" x 40" x 21" 🚿🚿 FLAT OR ROLLED DECK	\$2,970	\$590	—	\$995	\$1,125	\$370	Incl.	—	—
160	Meridian Uno** 60" x 31" x 21" 🚿	\$2,260	\$590†	—	\$995	\$1,125	—	Incl.	—	—
162	Meridian Duo** 60" x 31" x 21" 🚿	\$2,260	\$590†	—	\$995	\$1,125	—	Incl.	—	—
164	Meridian 6030* 60" x 30" x 21" 🚿	\$1,875	\$590†	—	\$995	\$1,125	—	Incl.	—	—
166	Meridian 6032* 60" x 32" x 21" 🚿	\$1,900	\$590†	—	\$995	\$1,125	—	Incl.	—	—
168	Meridian 50 60" x 36" x 20" 🚿	\$2,190	\$590†	—	\$995	\$1,125	—	Incl.	—	—
170	Meridian 6042 60" x 42" x 21" 🚿	\$2,680	\$590†	—	\$995	\$1,125	—	Incl.	—	—
172	Meridian 55 66" x 36" x 20" 🚿🚿	\$2,775	\$590†	—	\$995	\$1,125	\$370	Incl.	—	—
174	Meridian 60 72" x 36" x 21" 🚿🚿	\$2,990	\$590†	—	\$995	\$1,125	\$370	Incl.	—	—
176	Pro-Meridian 55 66" x 34" x 20" 🚿	\$2,780	\$590†	—	\$995	\$1,125	—	Incl.	—	—
178	Pro-Meridian 60 72" x 36" x 20" 🚿	\$3,000	\$590†	—	\$995	\$1,125	—	Incl.	—	—

NOTE Geysair® technology is included in all BainUltra® ThermoMasseurs® except FineStone® baths.

† When tiling flange is added, the AromaCloud® will automatically be installed on the opposite side of the flange.

†† All contours are available at the same price.

††† Optional deck color Black, Crystal Rock, and Copper.

Slim deck available at same price.

* Available with or without integrated tile flange.


















** Integrated tile flange & skirt.

‡ The MiaPlus® Control is included when purchasing this option.

‡‡ The BU-Touch Application is available with the purchase of a ThermoMasseur® bath with Mia® or MiaPlus® Control.

🏠 Made with FineStone®

				THERAPIES (+)			CONTROL (+)		OPTIONS (+)	
Page	Collection	Soaker	AromaCloud®	AromaFlow	Illuzio Chromatherapy	Warm TouchShell WTS	2nd WTS	Dot Control	Colors	UltraVelour Matte Finish
Monarch										
180	Monarch 6032 60" x 32" x 20" 📏	\$3,595 (S) \$7,195 (GL)	—	—	\$995	\$1,125	—	Incl.	—	\$650
182	Monarch 6036 60" x 36" x 20" 📏	\$3,740 (S) \$7,470 (GL)	—	—	\$995	\$1,125	—	Incl.	—	\$650
184	Monarch 6636 66" x 36" x 20" 📏	\$3,840 (S) \$7,960 (GL)	—	—	\$995	\$1,125	—	Incl.	—	\$650
186	Monarch 7236 72" x 36" x 21" 📏	\$4,100 (S) \$8,385 (GL)	—	—	\$995	\$1,125	\$370	Incl.	—	\$650
188	Monarch 7240 72" x 40" x 21" 📏	\$4,230 (S) \$8,745 (GL)	—	—	\$995	\$1,125	\$370	Incl.	—	\$650
Nokori®										
190	Nokori 6331 ^(FS) 63" x 31" x 24" 📏	\$7,840	—	\$950	\$995	\$1,125	—	Incl.	—	\$850
192	Nokori 6429 ^(FS) 64" x 29" x 23" 📏	\$7,445	—	\$950	\$995	\$1,125	—	Incl.	—	\$850
194	Nokori Oval 6737 ^(FS) 67" x 37" x 24" 📏	\$7,445	—	\$950	\$995	\$1,125	\$370	Incl.	\$475	\$850
196	Nokori 6935 ^(FS) 69" x 35" x 24" 📏	\$8,255	—	\$950	\$995	\$1,125	\$370	Incl.	—	\$850
198	Nokori 7131 ^(FS) 71" x 31" x 24" 📏	\$8,015	—	\$950	\$995	\$1,125	\$370	Incl.	—	\$850
Opalia®										
200	Opalia 6839 CENTERED ELLIPSE ^(FS) 68" x 39" x 25" 📏	\$6,220	\$590	—	\$995	\$1,125	\$370	Incl.	\$475	\$850
202	Opalia 6839 OFF-CENTERED ELLIPSE, LEFT ^(FS) 68" x 39" x 25" 📏	\$6,220	\$590	—	\$995	\$1,125	\$370	Incl.	\$475	\$850
204	Opalia 6839 OFF-CENTERED ELLIPSE, RIGHT ^(FS) 68" x 39" x 25" 📏	\$6,220	\$590	—	\$995	\$1,125	\$370	Incl.	\$475	\$850
206	Opalia 6839 OBLIQUE ELLIPSE, LEFT ^(FS) 68" x 39" x 25" 📏	\$6,220	\$590	—	\$995	\$1,125	\$370	Incl.	\$475	\$850
208	Opalia 6839 OBLIQUE ELLIPSE, RIGHT ^(FS) 68" x 39" x 25" 📏	\$6,220	\$590	—	\$995	\$1,125	\$370	Incl.	\$475	\$850
Opus SOLID SURFACE										
210	Opus 6434 ^(FS) 64" x 34" x 25" 📏	\$7,995	—	—	—	—	—	—	\$500	—
Origami®										
212	Origami 6030 60" x 30" x 21" 📏 2" DECK ONLY	\$3,025	\$590 [†]	\$950	\$995	\$1,125	—	Incl.	—	\$650
214	Origami 6032# 60" x 32" x 21" 📏	\$3,090	\$590 [†]	\$950	\$995	\$1,125	—	Incl.	—	\$650
216	Origami 6632# 66" x 32" x 21" 📏	\$3,340	\$590 [†]	\$950	\$995	\$1,125	—	Incl.	—	\$650
218	Origami 6636# 66" x 36" x 22" 📏	\$3,370	\$590 [†]	\$950	\$995	\$1,125	—	Incl.	—	\$650
220	Origami 7236# 72" x 36" x 22" 📏	\$3,635	\$590 [†]	\$950	\$995	\$1,125	\$370	Incl.	—	\$650
222	Origami 7242# 72" x 42" x 22" 📏	\$3,890	\$590 [†]	\$950	\$995	\$1,125	\$370	Incl.	—	\$650

THERAPIES (+)								CONTROL (+)		OPTIONS (+)
Page	Collection	Soaker	AromaCloud®	AromaFlow	Illuzio Chromatherapy	Warm TouchShell WTS	2nd WTS	Dot Control	Colors	UltraVelour Matte Finish
Scala										
224	Scala 6638 ^(FS) 66" x 38" x 25" 	\$8,750	—	\$950	\$995	\$1,125	\$370	Incl.	—	\$850
226	Scala 7242 ^(FS) 72" x 42" x 25" 	\$9,050	—	\$950	\$995	\$1,125	\$370	Incl.	—	\$850
Thalassa™										
228	Thalassa Sensation 54" x 54" x 20" 	\$2,380	\$590	—	\$995	\$1,125	\$370	Incl.	—	—
 230	Thalassa2 6031 60" x 31" x 20" 	\$2,295	\$590	—	\$995	\$1,125	-	Incl.	—	—
 232	Thalassa2 6633 66" x 33" x 20" 	\$2,495	\$590	—	\$995	\$1,125	-	Incl.	—	—
 234	Thalassa2 7233 72" x 33" x 20" 	\$2,695	\$590	—	\$995	\$1,125	-	Incl.	—	—
Vibe®										
236	Vibe 5828 ^(FS) 58" x 28" x 21" 	\$6,430	—	—	\$995	\$1,125	—	Incl.	\$475	\$850
238	Vibe Back to Wall 5828 ^(FS) 58" x 28" x 21" 	\$6,705	—	—	\$995	\$1,125	—	Incl.	\$475	\$850
240	Vibe Oval 5830 ^(FS) 58" x 30" x 21" 	\$6,430	—	—	\$995	\$1,125	—	Incl.	\$475	\$850
242	Vibe 6030 60" x 30" x 19" 	\$2,435	—	—	\$995	\$1,125	—	Incl.	—	\$650
244	Vibe Design 6033 ^(FS) 60" x 33" x 21" 	\$6,430	—	—	\$995	\$1,125	—	Incl.	\$475	\$850
Zenora										
 246	Zenora 6030  60" x 30" x 23" 	\$5,995	—	—	—	—	—	—	\$500	—



Evanescence Oval 7440



Meridian 50

		THERAPIES (+)							CONTROL (+)			OPTIONS (+)	
Page	Collection	TMU	Aroma Cloud®	AromaFlow	Illuzio Chroma-therapy	Heated backrest	2nd heated backrest	Heated headrest	Mia®	MiaPlus®	BU-Touch App††	Colors	UltraVelour Matte Finish
4639													
86	BeOne 4639 (FS) 46" x 39" x 30" 🚿	\$9,360	—	—	\$995	Incl.	—	—	—	Incl.	Incl.	\$475	\$850
5454													
228	Thalassa Sensation 54" x 54" x 20" 🚿🚿	\$5,100	\$590	—	\$995+	Incl.	\$1,125	Incl.	Incl.	\$285	\$495	—	—
5736													
92	Charism 5736 (FS) 57" x 36" x 23" 🚿	\$9,655	—	—	\$995	Incl.	—	—	—	Incl.	Incl.	\$250†††	\$850
5828													
236	Vibe 5828 (FS) 58" x 28" x 21" 🚿	\$8,655	—	—	\$995	Incl.	—	—	—	Incl.	\$495	\$475	\$850
238	Vibe Back to the Wall 5828 (FS) 58" x 28" x 21" 🚿	\$9,155	—	—	\$995	Incl.	—	—	—	Incl.	\$495	\$475	\$850
5830													
240	Vibe Oval 5830 (FS) 58" x 30" x 21" 🚿	\$8,655	—	—	\$995	Incl.	—	—	—	Incl.	\$495	\$475	\$850
5936													
130	Evanescence 5936 (FS) 59" x 36" x 28" 🚿	\$9,325	—	\$950	\$995	Incl.	—	Incl.	—	Incl.	Incl.	\$475	\$850
6030													
50	Amma 6030 60" x 30" x 21" 🚿	\$6,545	\$590†	—	\$995	Incl.	—	Incl.	—	Incl.	\$495	—	—
70	Bain de ville 6030** 60" x 30" x 17" 🚿	\$3,595	\$590†	—	\$995+	Incl.	—	—	Incl.	\$285	\$495	—	\$650
156	Meridian 6030* 60" x 30" x 21" 🚿	\$4,265	\$590†	—	\$995	Incl.	—	—	—	Incl.	\$495	—	—
212	Origami 6030 60" x 30" x 21" 🚿 2" DECK HEIGHT ONLY	\$5,725	\$590†	\$950	\$995	Incl.	—	—	—	Incl.	\$495	—	\$650
242	Vibe 6030 60" x 30" x 19" 🚿 INTEGRATED TILE FLANGE	\$4,895	—	—	\$995	Incl.	—	—	—	Incl.	\$495	—	\$650
6031													
160	Meridian Uno** 60" x 31" x 21" 🚿	\$4,265	\$590†	—	\$995+	Incl.	—	—	Incl.	\$285	\$495	—	—
162	Meridian Duo** 60" x 31" x 21" 🚿	\$4,265	\$590†	—	\$995+	Incl.	—	—	Incl.	\$285	\$495	—	—
230	Thalassa2 6031 60" x 31" x 20" 🚿	\$4,795	\$590	—	\$995	Incl.	—	—	Incl.	\$285	\$495	—	—

NOTE Geysair® technology is included in all BainUltra® ThermoMasseurs® except FineStone® baths.

† When tiling flange is added, the AromaCloud® will automatically be installed on the opposite side of the flange.

†† All contours are available at the same price.

††† Optional deck color Black, Crystal Rock, and Copper.

Slim deck available at same price.

* Available with or without integrated tile flange.

** Integrated tile flange & skirt.

















‡ The MiaPlus® Control is included when purchasing this option.

The BU-Touch Application is available with the purchase of a ThermoMasseur® bath with Mia® or MiaPlus® Control.

🏠 Made with FineStone®

Summary Price List

ThermoMasseur® (TMU) By Size

		THERAPIES (+)							CONTROL (+)			OPTIONS (+)	
Page	Collection	TMU	Aroma Cloud®	AromaFlow	Illuzio Chroma-therapy	Heated backrest	2nd heated backrest	Heated headrest	Mia®	MiaPlus®	BU-Touch App ^{††}	Colors	UltraVelour Matte Finish
6032													
52	Amma 6032 60" x 32" x 21" 	\$6,545	\$590 [†]	—	\$995	Incl.	—	Incl.	—	Incl.	\$495	—	—
100	Citti 17** 60" x 32" x 17" 	\$3,700	\$590 [†]	—	\$995 [‡]	Incl.	—	—	Incl.	\$285	\$495	—	\$650
102	Citti 6032** WITH INSERT 60" x 32" x 20" 	\$4,935	\$590	—	\$995 [‡]	Incl.	—	—	Incl.	\$285	\$495	—	\$650
104	Citti 6032** WITHOUT INSERT 60" x 32" x 20" 	\$4,670	\$590	—	\$995 [‡]	Incl.	—	—	Incl.	\$285	\$495	—	\$650
106	Citti 6032 Trio ^{WITH INSERT} 60" x 32" x 20" 	\$4,920	\$590	—	\$995 [‡]	Incl.	—	—	Incl.	\$285	\$495	—	\$650
108	Citti 6032 Trio ^{WITHOUT INSERT} 60" x 32" x 20" 	\$4,665	\$590	—	\$995 [‡]	Incl.	—	—	Incl.	\$285	\$495	—	\$650
166	Meridian 6032* 60" x 32" x 21" 	\$4,885	\$590 [†]	—	\$995	Incl.	—	—	—	Incl.	\$495	—	—
180	Monarch 6032 60" x 32" x 20" 	\$5,805 (S) \$9,440 (GL)	—	—	\$995	Incl.	—	—	—	Incl.	\$495	—	\$650
214	Origami 6032# 60" x 32" x 21" 	\$5,820	\$590 [†]	\$950	\$995	Incl.	—	—	—	Incl.	\$495	—	\$650
6033													
244	Vibe Design 6033 (FS) 60" x 33" x 21" 	\$8,655	—	—	\$995	Incl.	—	—	—	Incl.	\$495	\$475	\$850
6036													
54	Amma 6036 60" x 33" x 21" 	\$7,455	\$590 [†]	—	\$995	Incl.	—	Incl.	—	Incl.	\$495	—	—
138	Inua 6036# 60" x 33" x 23" 	\$7,930	\$590	\$950	\$995	Incl.	—	—	—	Incl.	\$495	—	\$650
168	Meridian 50 60" x 36" x 20" 	\$5,045	\$590 [†]	—	\$995	Incl.	—	—	—	Incl.	\$495	—	—
182	Monarch 6036 60" x 36" x 20" 	\$5,990 ^S \$9,715 ^{GL}	—	—	\$995	Incl.	—	—	—	Incl.	\$495	—	\$650
6042													
170	Meridian 6042 60" x 42" x 21" 	\$5,440	\$590 [†]	—	\$995	Incl.	—	—	—	Incl.	\$495	—	—
6331													
190	Nokori 6331 (FS) 63" x 31" x 24" 	\$10,160	—	\$950	\$995	Incl.	—	—	—	Incl.	\$495	—	\$850
6429													
192	Nokori 6429 (FS) 64" x 29" x 23" 	\$9,790	—	\$950	\$995	Incl.	—	—	—	Incl.	\$495	—	\$850
6434													
94	Charism 6434 (FS)  	\$11,000	—	—	\$995	Incl.	\$1,125	—	—	Incl.	Incl.	\$250 ^{†††}	\$850
210	Opus 6434 (FS)  	\$11,750	—	—	—	Incl.	—	—	—	Incl.	Incl.	\$500	—

			THERAPIES (+)						CONTROL (+)			OPTIONS (+)		
Page	Collection	TMU	Aroma Cloud®	AromaFlow	Illuzio Chroma-therapy	Heated backrest	2nd heated backrest	Heated headrest	Mia®	MiaPlus®	BU-Touch App††	Colors	UltraVelour Matte Finish	
6436														
96	Charism Oval 6436 ^(FS) 64" x 36" x 24" 🚿🚿	\$11,000	—	—	\$995	Incl.	\$1,125	—	—	Incl.	Incl.	\$250†††	\$850	
126	Esthesia 6436 ^(FS) 64" x 36" x 25" 🚿🚿	\$9,510	\$590	—	\$995	Incl.	\$1,125	—	—	Incl.	\$495	\$835	\$1,025	
6632														
72	Bain de ville 6632** 66" x 32" x 20" 🚿	\$5,085	\$590†	—	\$995‡	Incl.	—	—	Incl.	\$285	\$495	—	\$650	
144	Libra 6632 ^(FS) 66" x 32" x 23" 🚿🚿	\$8,850	—	\$950	\$995	Incl.	\$1,125	—	—	Incl.	Incl.	\$475	\$850	
216	Origami 6632# 66" x 32" x 21" 🚿	\$6,180	\$590†	\$950	\$995	Incl.	—	—	—	Incl.	\$495	—	\$650	
6633														
232 <small>(NEW)</small>	Thalassa2 6633 66" x 33" x 20" 🚿	\$4,995	\$590	—	\$995	Incl.	—	—	Incl.	\$285	\$495	—	—	
6634														
132	Evanescence 6634 ^(FS) 66" x 34" x 28" 🚿🚿	\$10,420	—	\$950	\$995	Incl.	\$1,125	Incl.	—	Incl.	Incl.	\$475	\$850	
146	Libra Aurora 6634 ^(FS) 66" x 34" x 24" 🚿🚿	\$9,330	—	\$950	\$995	Incl.	\$1,125	Incl.	—	Incl.	Incl.	\$475	\$850	
176	Pro-Meridian 55 66" x 34" x 20" 🚿	\$5,405	\$590†	—	\$995	Incl.	—	—	—	Incl.	\$495	—	—	
6635														
148	Libra Oval 6635 ^(FS) 66" x 35" x 27" 🚿🚿	\$9,750	—	\$950	\$995	Incl.	\$1,125	—	—	Incl.	Incl.	\$475	\$1,025	
6636														
56	Amma 6636 66" x 36" x 21" 🚿	\$7,680	\$590†	—	\$995	Incl.	—	Incl.	—	Incl.	\$495	—	—	
74	Cella 6636 ^(FS) 66" x 36" x 27" 🚿🚿 FLAT OR ROLLED DECK	\$10,145	\$590	—	\$995	Incl.	\$1,125	—	—	Incl.	Incl.	—	—	
78	Naos 6636 ^(FS) 66" x 36" x 25" 🚿🚿 FLAT OR ROLLED DECK	\$11,240	\$590	—	\$995	Incl.	\$1,125	—	—	Incl.	Incl.	—	—	
82	Sanos 6636 ^(FS) 66" x 36" x 24" 🚿🚿 FLAT OR ROLLED DECK	\$9,880	\$590	—	\$995	Incl.	\$1,125	—	—	Incl.	Incl.	—	—	
110	Elegancia 6636†† 66" x 36" x 21" 🚿🚿	\$6,330	\$590†	—	\$995	Incl.	\$1,125	—	—	Incl.	\$495	—	—	
156	Meridian Ellipse 6636 66" x 36" x 21" 🚿🚿 FLAT OR ROLLED DECK	\$6,080	\$590	—	\$995	Incl.	\$1,125	—	—	Incl.	\$495	—	—	
134	Evanescence Oval 6636 ^(FS) 66" x 36" x 28" 🚿🚿	\$10,420	—	\$950	\$995	Incl.	\$1,125	Incl.	—	Incl.	Incl.	\$475	\$850	
140	Inua 6636# 66" x 36" x 23" 🚿 SLIM OR STANDARD DECK	\$7,975	\$590	\$950	\$995	Incl.	—	—	—	Incl.	\$495	—	\$650	
172	Meridian 55 66" x 36" x 20" 🚿🚿	\$5,490	\$590†	—	\$995	Incl.	\$1,125	—	—	Incl.	\$495	—	—	
184	Monarch 6636 66" x 36" x 20" 🚿	\$6,050 ^S \$10,140 ^{GL}	—	—	\$995	Incl.	—	—	—	Incl.	\$495	—	\$650	
218	Origami 6636# 66" x 36" x 22" 🚿	\$6,425	\$590†	\$950	\$995	Incl.	—	—	—	Incl.	\$495	—	\$650	

NOTE Geysair® technology is included in all BainUltra® ThermoMasseurs® except FineStone® baths.

† When tiling flange is added, the AromaCloud® will automatically be installed on the opposite side of the flange.

†† All contours are available at the same price.

††† Optional deck color Black, Crystal Rock, and Copper.

Slim deck available at same price.

* Available with or without integrated tile flange.

** Integrated tile flange & skirt.

‡ The MiaPlus® Control is included when purchasing this option.

‡‡ The BU-Touch Application is available with the purchase of a ThermoMasseur® bath with Mia® or MiaPlus® Control.

🏠 Made with FineStone®

Summary Price List

ThermoMasseur® (TMU) By Size

				THERAPIES (+)					CONTROL (+)			OPTIONS (+)	
Page	Collection	TMU	Aroma Cloud®	AromaFlow	Illuzio Chroma-therapy	Heated backrest	2nd heated backrest	Heated headrest	Mia®	MiaPlus®	BU-Touch App ^{††}	Colors	UltraVelour Matte Finish
6638													
58	Amma Oval 6638 66" x 38" x 21" 🍴	\$7,680	\$590	—	\$995	Incl.	—	Incl.	—	Incl.	\$495	—	—
128	Esthesia 6638 66" x 38" x 21" 🍴🍴	\$5,875	\$590	—	\$995	Incl.	\$1,125	—	—	Incl.	\$495	—	\$650
224	Scala 6638 ^(FS) 66" x 38" x 25" 🍴🍴	\$10,875	—	\$950	\$995	Incl.	\$1,125	Incl.	—	Incl.	Incl.	—	\$850
6642													
112	Elegancia 6642 ^{††} 66" x 42" x 21" 🍴🍴	\$6,455	\$590 [†]	—	\$995	Incl.	\$1,125	—	—	Incl.	\$495	—	—
6737													
194	Nokori Oval 6737 ^(FS) 67" x 37" x 24" 🍴🍴	\$10,380	—	\$950	\$995	Incl.	\$1,125	—	—	Incl.	\$495	\$475	\$850
6834													
150	Libra 6834 <small>NEW</small> 68" x 34" x 21" 🍴🍴	\$5,535	—	\$950	\$995	Incl.	\$1,125	—	—	Incl.	\$495	—	\$650
6838													
118	Essencia 6838 ^(FS) 68" x 38" x 26" 🍴	\$11,035	\$590	—	\$995	Incl.	—	Incl.	—	Incl.	Incl.	\$475	\$850
6839													
200	Opalia 6839 CENTERED ELLIPSE ^(FS) 68" x 39" x 25" 🍴🍴	\$8,815	\$590	—	\$995	Incl.	\$1,125	—	—	Incl.	\$495	\$475	\$850
202	Opalia 6839 OFF-CENTERED ELLIPSE, LEFT ^(FS) 68" x 39" x 25" 🍴🍴	\$8,815	\$590	—	\$995	Incl.	\$1,125	—	—	Incl.	\$495	\$475	\$850
204	Opalia 6839 OFF-CENTERED ELLIPSE, RIGHT ^(FS) 68" x 39" x 25" 🍴🍴	\$8,815	\$590	—	\$995	Incl.	\$1,125	—	—	Incl.	\$495	\$475	\$850
206	Opalia 6839 OBLIQUE ELLIPSE, LEFT ^(FS) 68" x 39" x 25" 🍴🍴	\$8,815	\$590	—	\$995	Incl.	\$1,125	—	—	Incl.	\$495	\$475	\$850
208	Opalia 6839 OBLIQUE ELLIPSE, RIGHT ^(FS) 68" x 39" x 25" 🍴🍴	\$8,815	\$590	—	\$995	Incl.	\$1,125	—	—	Incl.	\$495	\$475	\$850
6935													
196	Nokori 6935 ^(FS) 69" x 35" x 24" 🍴🍴	\$10,620	—	\$950	\$995	Incl.	\$1,125	—	—	Incl.	\$495	—	\$850
7038													
154	Lunessa 7038 ^(FS) 70" x 38" x 25" 🍴🍴 <small>NEW</small>	\$9,910	—	\$950	\$995	Incl.	\$1,125	Incl.	—	Incl.	Incl.	\$475	\$1,025
7131													
198	Nokori 7131 ^(FS)	\$10,485	—	\$950	\$995	Incl.	\$1,125	—	—	Incl.	\$495	—	\$850
7233													
234	Thalassa2 7233 <small>NEW</small> 72" x 33" x 20" 🍴	\$5,195	\$590	—	\$995	Incl.	—	—	Incl.	\$285	\$495	—	—
7236													
60	Amma 7236 72" x 36" x 21" 🍴🍴	\$7,965	\$590 [†]	—	\$995	Incl.	Incl.	Incl.	—	Incl.	\$495	—	—
114	Elegancia 7236 ^{††} 72" x 36" x 21" 🍴🍴	\$6,500	\$590 [†]	—	\$995	Incl.	\$1,125	—	—	Incl.	\$495	—	—
120	Essencia Design 7236 ^(FS) 72" x 36" x 24" 🍴	\$10,535	—	—	\$995	Incl.	—	—	—	Incl.	Incl.	\$475	\$850

		THERAPIES (+)							CONTROL (+)			OPTIONS (+)	
Page	Collection	TMU	Aroma Cloud®	AromaFlow	Illuzio Chroma-therapy	Heated backrest	2nd heated backrest	Heated headrest	Mia®	MiaPlus®	BU-Touch App††	Colors	UltraVelour Matte Finish
122	Essencia Oval 7236 72" x 36" x 25" 🚿	\$6,425	\$590	—	\$995	Incl.	—	Incl.	—	Incl.	\$495	—	\$850
124	Essencia Oval 7236 (FS) 72" x 36" x 27" 🚿	\$10,995	\$590	—	\$995	Incl.	—	Incl.	—	Incl.	Incl.	—	—
174	Meridian 60 72" x 36" x 21" 🚿🚿	\$5,600	\$590†	—	\$995	Incl.	\$1,125	—	—	Incl.	\$495	—	—
178	Pro-Meridian 60 72" x 36" x 20" 🚿	\$5,770	\$590†	—	\$995	Incl.	—	—	—	Incl.	\$495	—	—
186	Monarch 7236 72" x 36" x 21" 🚿🚿	\$6,285 ^S \$10,600 ^{GL}	—	—	\$995	Incl.	\$1,125	—	—	Incl.	\$495	—	\$650
220	Origami 7236* 72" x 36" x 22" 🚿🚿	\$6,700	\$590†	\$950	\$995	Incl.	\$1,125	—	—	Incl.	\$495	—	\$650
7240													
76	Cella 7240 (FS) 72" x 40" x 27" 🚿🚿 FLAT OR ROLLED DECK	\$11,100	\$590	—	\$995	Incl.	\$1,125	—	—	Incl.	Incl.	—	—
80	Naos 7240 (FS) 72" x 40" x 25" 🚿🚿 FLAT OR ROLLED DECK	\$12,055	\$590	—	\$995	Incl.	\$1,125	—	—	Incl.	Incl.	—	—
84	Sanos 7240 (FS) 72" x 40" x 24" 🚿🚿 FLAT OR ROLLED DECK	\$10,560	\$590	—	\$995	Incl.	\$1,125	—	—	Incl.	Incl.	—	—
98 <small>(NEW)</small>	Charism 7240 (FS) 72" x 40" x 24" 🚿🚿	\$11,495	—	—	\$995	Incl.	\$1,125	—	—	Incl.	Incl.	\$250†††	\$850
158	Meridian Ellipse 7240 72" x 40" x 21" 🚿🚿 FLAT OR ROLLED DECK	\$6,420	\$590	—	\$995	Incl.	\$1,125	—	—	Incl.	\$495	—	—
142	Inua 7240* 72" x 40" x 23" 🚿🚿 SLIM OR STANDARD DECK	\$8,500	\$590	\$950	\$995	Incl.	\$1,125	—	—	Incl.	\$495	—	\$650
188	Monarch 7240 72" x 40" x 21" 🚿🚿	\$6,470 ^S \$10,955 ^{GL}	—	—	\$995	Incl.	\$1,125	—	—	Incl.	\$495	—	\$650
7242													
62	Amma 7242 72" x 42" x 22" 🚿🚿	\$8,105	\$590†	—	\$995	Incl.	Incl.	Incl.	—	Incl.	\$495	—	—
64	Amma Oval 7242 <small>NARROW BASE (FS)</small> 72" x 42" x 24" 🚿🚿 RAISED OR FLAT DECK	\$7,965	\$590	—	\$995	Incl.	Incl.	Incl.	—	Incl.	\$495	—	—
66	Amma Oval 7242 72" x 42" x 22" 🚿🚿 RAISED OR FLAT DECK	\$11,255	\$590	—	\$995	Incl.	Incl.	Incl.	—	Incl.	\$495	—	—
68	Amma Oval 7242 (FS) 72" x 42" x 28" 🚿🚿 RAISED OR FLAT DECK	\$12,645	\$590	—	\$995	Incl.	Incl.	Incl.	—	Incl.	\$495	—	—
116	Elegancia 7242 †† 72" x 42" x 21" 🚿🚿	\$6,585	\$590†	—	\$995	Incl.	\$1,125	—	—	Incl.	\$495	—	—
222	Origami 7242* 72" x 42" x 22" 🚿🚿	\$7,105	\$590†	\$950	\$995	Incl.	\$1,125	—	—	Incl.	\$495	—	\$650
226	Scala 7242 (FS) 72" x 42" x 25" 🚿🚿	\$11,750	—	\$950	\$995	Incl.	\$1,125	Incl.	—	Incl.	Incl.	—	\$850
7436													
152 <small>(NEW)</small>	Libra 7436 (FS) 74" x 36" x 25" 🚿🚿	\$10,545	—	\$950	\$995	Incl.	\$1,125	—	—	Incl.	Incl.	\$475	\$1,025
7440													
136	Evanescence Oval 7440 (FS) 74" x 40" x 28" 🚿🚿	\$10,685	—	\$950	\$995	Incl.	\$1,125	Incl.	—	Incl.	Incl.	\$475	\$850

NOTE Geysair® technology is included in all BainUltra® ThermoMasseurs® except FineStone® baths.

† When tiling flange is added, the AromaCloud® will automatically be installed on the opposite side of the flange.

†† All contours are available at the same price.

††† Optional deck color Black, Crystal Rock, and Copper.

Slim deck available at same price.

* Available with or without integrated tile flange.

** Integrated tile flange & skirt.

‡ The MiaPlus® Control is included when purchasing this option.

‡‡ The BU-Touch Application is available with the purchase of a ThermoMasseur® bath with Mia® or MiaPlus® Control.

🏠 Made with FineStone®



Celestia 6233



Sanos 7240

			THERAPIES (+)					CONTROL (+)	OPTIONS (+)	
Page	Collection	Soaker	AromaCloud®	AromaFlow	Illuzio Chromatherapy therapy	Warm TouchShell WTS	2nd WTS	Dot Control	Colors	UltraVelour Matte Finish
4639										
86	BeOne 4639 ^(FS) 46" x 39" x 30" 	\$7,280	—	—	\$995	\$1,125	—	Incl.	\$475	\$850
5454										
228	Thalassa Sensation 54" x 54" x 20"  	\$2,380	\$590	—	\$995	\$1,125	\$370	Incl.	—	—
5736										
92	Charism 5736 ^(FS) 57" x 36" x 23" 	\$7,050	—	—	\$995	\$1,125	—	Incl.	\$250 ^{†††}	\$850
5828										
236	Vibe 5828 ^(FS) 58" x 28" x 21" 	\$6,430	—	—	\$995	\$1,125	—	Incl.	\$475	\$850
238	Vibe Back to the Wall 5828 ^(FS) 58" x 28" x 21" 	\$6,705	—	—	\$995	\$1,125	—	Incl.	\$475	\$850
5830										
240	Vibe Oval 5830 ^(FS) 58" x 30" x 21" 	\$6,430	—	—	\$995	\$1,125	—	Incl.	\$475	\$850
5936										
130	Evanescence 5936 ^(FS) 59" x 36" x 28" 	\$6,735	—	\$950	\$995	\$1,125	—	Incl.	\$475	\$850
6030										
50	Amma 6030 60" x 30" x 21" 	\$4,055	\$590 [†]	—	\$995	\$1,125	—	Incl.	—	—
70	Bain de ville 6030 ^{**} 60" x 30" x 17" 	\$1,930	\$590 [†]	—	\$995	\$1,125	—	Incl.	—	\$650
156	Meridian 6030* 60" x 30" x 21" 	\$1,875	\$590 [†]	—	\$995	\$1,125	—	Incl.	—	—
212	Origami 6030 60" x 30" x 21"  2" DECK HEIGHT ONLY	\$3,025	\$590 [†]	\$950	\$995	\$1,125	—	Incl.	—	\$650
242	Vibe 6030 60" x 30" x 19"  INTEGRATED TILE FLANGE	\$2,435	—	—	\$995	\$1,125	—	Incl.	—	\$650
246 	Zenora 6030  60" x 30" x 23" 	\$5,995	—	—	—	—	—	—	\$500	— —
6031										
160	Meridian Uno ^{**} 60" x 31" x 21" 	\$2,260	\$590 [†]	—	\$995	\$1,125	—	Incl.	—	—
162	Meridian Duo ^{**} 60" x 31" x 21" 	\$2,260	\$590 [†]	—	\$995	\$1,125	—	Incl.	—	—
230 	Thalassa2 6031 60" x 31" x 20" 	\$2,295	\$590	—	\$995	\$1,125	\$370	Incl.	—	—

NOTE Geysair® technology is included in all BainUltra® ThermoMasseurs® except FineStone® baths.

† When tiling flange is added, the AromaCloud® will automatically be installed on the opposite side of the flange.

†† All contours are available at the same price.

††† Optional deck color Black, Crystal Rock, and Copper.


Slim deck available at same price.

* Available with or without integrated tile flange.

** Integrated tile flange & skirt.

‡ The MiaPlus® Control is included when purchasing this option.



























The BU-Touch Application is available with the purchase of a ThermoMasseur® bath with Mia® or MiaPlus® Control.

 Made with FineStone®

Summary Price List

Soaker By Size

THERAPIES (+)	CONTROL (+)	OPTIONS (+)
---------------	-------------	-------------

Page	Collection	Soaker	AromaCloud®	AromaFlow	Illuzio Chromatherapy therapy	Warm TouchShell WTS	2nd WTS	Dot Control	Colors	UltraVelour Matte Finish
6032										
52	Amma 6032 60" x 32" x 21" 	\$4,055	\$590 [†]	—	\$995	\$1,125	—	Incl.	—	—
100	Citti 17** 60" x 32" x 17" 	\$2,015	\$590 [†]	—	\$995	\$1,125	—	Incl.	—	\$650
102	Citti 6032 WITH INSERT** 60" x 32" x 20" 	\$2,590	\$590	—	\$995	\$1,125	—	Incl.	—	\$650
104	Citti 6032 WITHOUT INSERT** 60" x 32" x 20" 	\$2,315	\$590	—	\$995	\$1,125	—	Incl.	—	\$650
106	Citti 6032 Trio WITH INSERT 60" x 32" x 20"  INTEGRATED TILE FLANGE	\$2,560	\$590	—	\$995 [‡]	\$1,125	—	Incl.	—	\$650
108	Citti 6032 Trio WITHOUT INSERT 60" x 32" x 20"  INTEGRATED TILE FLANGE	\$2,315	\$590	—	\$995 [‡]	\$1,125	—	Incl.	—	\$650
166	Meridian 6032* 60" x 32" x 21" 	\$1,900	\$590 [†]	—	\$995	\$1,125	—	Incl.	—	—
180	Monarch 6032 60" x 32" x 20" 	\$3,595 ^S \$7,195 ^{GL}	—	—	\$995	\$1,125	—	Incl.	—	\$650
214	Origami 6032# 60" x 32" x 21" 	\$3,090	\$590 [†]	\$950	\$995	\$1,125	—	Incl.	—	\$650
6033										
244	Vibe Design 6033 (FS)  60" x 33" x 21" 	\$6,430	—	—	\$995	\$1,125	—	Incl.	\$475	\$850
6036										
54	Amma 6036 60" x 36" x 21" 	\$4,685	\$590 [†]	—	\$995	\$1,125	—	Incl.	—	—
138	Inua 6036# 60" x 36" x 23"  SLIM OR STANDARD DECK	\$4,930	\$590	\$950	\$995	\$1,125	—	Incl.	—	\$650
168	Meridian 50 60" x 36" x 20" 	\$2,190	\$590 [†]	—	\$995	\$1,125	—	Incl.	—	—
182	Monarch 6036 60" x 36" x 20" 	\$3,740 ^S \$7,470 ^{GL}	—	—	\$995	\$1,125	—	Incl.	—	\$650
6042										
170	Meridian 6042 60" x 42" x 21" 	\$2,680	\$590 [†]	—	\$995	\$1,125	—	Incl.	—	—
6233										
88	Celestia 6233 (FS)  62" x 33" x 24" 	\$6,995	—	—	—	—	—	—	\$500	—
6331										
190	Nokori 6331 (FS)  63" x 31" x 24" 	\$7,840	—	\$950	\$995	\$1,125	—	Incl.	—	\$850
6429										
192	Nokori 6429 (FS)  64" x 29" x 23" 	\$7,445	—	\$950	\$995	Incl.	—	Incl.	—	\$850
6434										
94	Charism 6434 (FS)  64" x 34" x 24"  	\$8,525	—	—	\$995	\$1,125	\$370	Incl.	\$250 ⁺⁺⁺	\$850
210	Opus 6434 (FS)  64" x 34" x 25"  	\$7,995	—	—	—	—	—	—	\$500	—
6436										
96	Charism Oval 6436 (FS)  64" x 36" x 24"  	\$8,525	—	—	\$995	\$1,125	\$370	Incl.	\$250 ⁺⁺⁺	\$850

			THERAPIES (+)				CONTROL (+)		OPTIONS (+)	
Page	Collection	Soaker	AromaCloud®	AromaFlow	Illuzio Chromatherapy therapy	Warm TouchShell WTS	2nd WTS	Dot Control	Colors	UltraVelour Matte Finish
126	Esthesia 6436 (FS) 64" x 36" x 25" 🚿🚿	\$6,900	\$590	—	\$995	\$1,125	\$370	Incl.	\$835	\$1,025
6632										
72	Bain de ville 6632** 66" x 32" x 20" 🚿	\$2,760	\$590†	—	\$995	\$1,125	—	Incl.	—	\$650
144	Libra 6632 (FS) 66" x 32" x 23" 🚿🚿	\$6,500	—	\$950	\$995	\$1,125	\$370	Incl.	\$475	\$850
216	Origami 6632# 66" x 32" x 21" 🚿	\$3,340	\$590†	\$950	\$995	\$1,125	—	Incl.	—	\$650
6633										
232 (NEW)	Thalassa2 6633 66" x 33" x 20" 🚿	\$2,495	\$590	—	\$995	\$1,125	\$370	Incl.	—	—
6634										
132	Evanescence 6634 (FS) 66" x 34" x 28" 🚿🚿	\$7,800	—	\$950	\$995	\$1,125	\$370	Incl.	\$475	\$850
146	Libra Aurora 6634 (FS) 66" x 34" x 24" 🚿🚿	\$6,980	—	\$950	\$995	\$1,125	\$360	Incl.	\$475	\$850
176	Pro-Meridian 55 66" x 34" x 20" 🚿	\$2,780	\$590†	—	\$995	\$1,125	—	Incl.	—	—
6635										
90	Celestia 6635 (FS) 🏠 66" x 35" x 25" 🚿🚿	\$7,995	—	—	—	—	—	—	\$500	—
148	Libra Oval 6635 (FS) 66" x 35" x 27" 🚿🚿	\$7,340	—	\$950	\$995	\$1,125	\$370	Incl.	\$475	\$1,025
6636										
56	Amma 6636 66" x 36" x 21" 🚿	\$4,790	\$590†	—	\$995	\$1,125	—	Incl.	—	—
74	Cella 6636 (FS) 66" x 36" x 27" 🚿🚿 FLAT OR ROLLED DECK	\$7,260	\$590	—	\$995	\$1,125	\$370	Incl.	—	—
78	Naos 6636 (FS) 66" x 36" x 25" 🚿🚿 FLAT OR ROLLED DECK	\$8,195	\$590	—	\$995	\$1,125	\$370	Incl.	—	—
82	Sanos 6636 (FS) 66" x 36" x 24" 🚿🚿 FLAT OR ROLLED DECK	\$7,230	\$590	—	\$995	\$1,125	\$370	Incl.	—	—
110	Elegancia 6636 †† 66" x 36" x 21" 🚿🚿	\$3,135	\$590†	—	\$995	\$1,125	\$370	Incl.	—	—
156	Meridian Ellipse 6636 66" x 36" x 21" 🚿🚿 FLAT OR ROLLED DECK	\$2,690	\$590	—	\$995	\$1,125	\$370	Incl.	—	—
134	Evanescence Oval 6636 (FS) 66" x 36" x 28" 🚿🚿	\$7,800	—	\$950	\$995	\$1,125	\$370	Incl.	\$475	\$850
140	Inua 6636* 66" x 36" x 23" 🚿 SLIM OR STANDARD DECK	\$4,955	\$590	\$950	\$995	\$1,125	—	Incl.	—	\$650
172	Meridian 55 66" x 36" x 20" 🚿🚿	\$2,775	\$590†	—	\$995	\$1,125	\$370	Incl.	—	—
184	Monarch 6636 66" x 36" x 20" 🚿	\$3,840 ^S \$7,960 ^{GL}	—	—	\$995	\$1,125	—	Incl.	—	\$650
218	Origami 6636# 66" x 36" x 22" 🚿	\$3,370	\$590†	\$950	\$995	\$1,125	—	Incl.	—	\$650

NOTE Geysair® technology is included in all BainUltra® ThermoMasseurs® except FineStone® baths.

† When tiling flange is added, the AromaCloud® will automatically be installed on the opposite side of the flange.

†† All contours are available at the same price.

††† Optional deck color Black, Crystal Rock, and Copper.

Slim deck available at same price.

* Available with or without integrated tile flange.

** Integrated tile flange & skirt.

‡ The MiaPlus® Control is included when purchasing this option.

‡‡ The BU-Touch Application is available with the purchase of a ThermoMasseur® bath with Mia® or MiaPlus® Control.

🏠 Made with FineStone®

Summary Price List

Soaker By Size

<div><div></div><div>THERAPIES (+)</div><div>CONTROL (+)</div><div>OPTIONS (+)</div></div>										
Page	Collection	Soaker	AromaCloud®	AromaFlow	Illuzio Chromatherapy therapy	Warm TouchShell WTS	2nd WTS	Dot Control	Colors	UltraVelour Matte Finish
6638										
58	Amma Oval 6638 66" x 38" x 21" 🚿	\$4,930	\$590	—	\$995	\$1,125	—	Incl.	—	—
128	Esthesia 6638 66" x 38" x 21" 🚿🚿	\$2,975	\$590	—	\$995	\$1,125	\$370	Incl.	—	\$650
224	Scala 6638 (FS) 66" x 38" x 25" 🚿🚿	\$8,750	—	\$950	\$995	\$1,125	\$370	Incl.	—	\$850
6642										
112	Elegancia 6642 †† 66" x 42" x 21" 🚿🚿	\$3,205	\$590†	—	\$995	\$1,125	\$370	Incl.	—	—
6737										
194	Nokori Oval 6737 (FS) 67" x 37" x 24" 🚿🚿	\$7,445	—	\$950	\$995	\$1,125	\$370	Incl.	—	\$850
6834										
150	Libra 6834 68" x 34" x 21" 🚿🚿	\$2,875	—	\$950	\$995	\$1,125	\$370	Incl.	—	\$650
6838										
118	Essencia 6838 (FS) 68" x 38" x 26" 🚿	\$7,985	\$590	—	\$995	\$1,125	—	Incl.	\$475	\$850
6839										
200	Opalia 6839 CENTERED ELLIPSE (FS) 68" x 39" x 25" 🚿🚿	\$6,220	\$590	—	\$995	\$1,125	\$370	Incl.	\$475	\$850
202	Opalia 6839 OFF-CENTERED ELLIPSE, LEFT (FS) 68" x 39" x 25" 🚿🚿	\$6,220	\$590	—	\$995	\$1,125	\$370	Incl.	\$475	\$850
204	Opalia 6839 OFF-CENTERED ELLIPSE, RIGHT (FS) 68" x 39" x 25" 🚿🚿	\$6,220	\$590	—	\$995	\$1,125	\$370	Incl.	\$475	\$850
206	Opalia 6839 OBLIQUE ELLIPSE, LEFT (FS) 68" x 39" x 25" 🚿🚿	\$6,220	\$590	—	\$995	\$1,125	\$370	Incl.	\$475	\$850
208	Opalia 6839 OBLIQUE ELLIPSE, RIGHT (FS) 68" x 39" x 25" 🚿🚿	\$6,220	\$590	—	\$995	\$1,125	\$370	Incl.	\$475	\$850
6935										
196	Nokori 6935 (FS) 69" x 35" x 24" 🚿🚿	\$8,255	—	\$950	\$995	\$1,125	\$370	Incl.	—	\$850
7038										
154	Lunessa 7038 (FS) 70" x 38" x 25" 🚿🚿 (NEW)	\$7,440	—	\$950	\$995	\$1,125	\$370	Incl.	—	\$1,025
7131										
198	Nokori 7131 (FS) 71" x 31" x 24" 🚿🚿	\$8,015	—	\$950	\$995	\$1,125	\$370	Incl.	—	\$850
7233										
234	Thalassa2 7233 72" x 33" x 20" 🚿	\$2,695	\$590	—	\$995	\$1,125	\$370	Incl.	—	—
7236										
60	Amma 7236 72" x 36" x 21" 🚿🚿	\$4,930	\$590†	—	\$995	\$1,125	\$370	Incl.	—	—
114	Elegancia 7236 †† 72" x 36" x 21" 🚿🚿	\$3,270	\$590†	—	\$995	\$1,125	\$370	Incl.	—	—
120	Essencia Design 7236 (FS) 72" x 36" x 24" 🚿	\$7,660	—	—	\$995	\$1,125	—	Incl.	\$475	\$850

THERAPIES (+)								CONTROL (+)	OPTIONS (+)	
Page	Collection	Soaker	AromaCloud®	AromaFlow	Illuzio Chromatherapy therapy	Warm TouchShell WTS	2nd WTS	Dot Control	Colors	UltraVelour Matte Finish
122	Essencia Oval 7236 72" x 36" x 25" 📏	\$4,525	\$590	—	\$995	\$1,125	—	Incl.	—	\$850
124	Essencia Oval 7236 (FS) 72" x 36" x 27" 📏	\$7,960	\$590	—	\$995	\$1,125	—	Incl.	—	—
174	Meridian 60 72" x 36" x 21" 📏	\$2,990	\$590†	—	\$995	\$1,125	\$370	Incl.	—	—
178	Pro-Meridian 60 72" x 36" x 20" 📏	\$3,000	\$590†	—	\$995	\$1,125	—	Incl.	—	—
186	Monarch 7236 72" x 36" x 21" 📏	\$4,100 ^S \$8,385 ^{GL}	—	—	\$995	\$1,125	\$370	Incl.	—	\$650
220	Origami 7236# 72" x 36" x 22" 📏	\$3,635	\$590†	\$950	\$995	\$1,125	\$370	Incl.	—	\$650
7240										
76	Cella 7240 (FS) 72" x 40" x 27" 📏 FLAT OR ROLLED DECK	\$8,485	\$590	—	\$995	\$1,125	\$370	Incl.	—	—
80	Naos 7240 (FS) 72" x 40" x 25" 📏 FLAT OR ROLLED DECK	\$9,040	\$590	—	\$995	\$1,125	\$370	Incl.	—	—
84	Sanos 7240 (FS) 72" x 40" x 24" 📏 FLAT OR ROLLED DECK	\$7,925	\$590	—	\$995	\$1,125	\$370	Incl.	—	—
98 (NEW)	Charism 7240 (FS) 72" x 40" x 24" 📏	\$8,970	—	—	\$995	\$1,125	\$370	Incl.	\$250†††	\$850
158	Meridian Ellipse 7240 72" x 40" x 21" 📏 FLAT OR ROLLED DECK	\$2,970	\$590	—	\$995	\$1,125	\$370	Incl.	—	—
142	Inua 7240# 72" x 40" x 23" 📏 SLIM OR STANDARD DECK	\$5,470	\$590	\$950	\$995	\$1,125	\$370	Incl.	—	\$650
188	Monarch 7240 72" x 40" x 21" 📏	\$4,230 ^S \$8,745 ^{GL}	—	—	\$995	\$1,125	\$370	Incl.	—	\$650
7242										
62	Amma 7242 72" x 42" x 22" 📏	\$5,060	\$590†	—	\$995	\$1,125	\$370	Incl.	—	—
64	Amma Oval 7242 NARROW BASE (FS) 72" x 42" x 24" 📏 RAISED OR FLAT DECK	\$8,780	\$590	—	\$995	\$1,125	\$370	Incl.	—	—
66	Amma Oval 7242 72" x 42" x 22" 📏 RAISED OR FLAT DECK	\$5,060	\$590	—	\$995	\$1,125	\$370	Incl.	—	—
68	Amma Oval 7242 (FS) 72" x 42" x 28" 📏 RAISED OR FLAT DECK	\$9,725	\$590	—	\$995	\$1,125	\$370	Incl.	—	—
116	Elegancia 7242†† 72" x 42" x 21" 📏	\$3,420	\$590†	—	\$995	\$1,125	\$370	Incl.	—	—
222	Origami 7242# 72" x 42" x 22" 📏	\$3,890	\$590†	\$950	\$995	\$1,125	\$370	Incl.	—	\$650
226	Scala 7242 (FS) 72" x 42" x 25" 📏	\$9,050	—	\$950	\$995	\$1,125	\$370	Incl.	—	\$850
7436										
152 (NEW)	Libra 7436 (FS) 74" x 36" x 25" 📏	\$8,095	—	\$950	\$995	\$1,125	\$370	Incl.	\$475	\$1,025
7440										
136	Evanescence Oval 7440 (FS) 74" x 40" x 28" 📏	\$8,205	—	\$950	\$995	\$1,125	\$370	Incl.	\$475	\$850

NOTE Geysair® technology is included in all BainUltra® ThermoMasseurs® except FineStone® baths.

† When tiling flange is added, the AromaCloud® will automatically be installed on the opposite side of the flange.

†† All contours are available at the same price.

††† Optional deck color Black, Crystal Rock, and Copper.

Slim deck available at same price.

* Available with or without integrated tile flange.

** Integrated tile flange & skirt.

‡ The MiaPlus® Control is included when purchasing this option.

‡‡ The BU-Touch Application is available with the purchase of a ThermoMasseur® bath with Mia® or MiaPlus® Control.

🏠 Made with FineStone®



Amma 7236



Thalassa2 6633

Summary Price List

Therapeutic Care Unit

Model	Dimensions	MiaPlus® Control	Price
Vedana®			
Vedana® ○ White 01 ○ Biscuit 02	21" x 80" x 9 ½"	Incl.	\$11,200

Complementary Products

Model	Price
Akaša®	
Bath Pillow <i>BPILLOW</i>	\$240
Comfort Cushion <i>BCUSHIONA-XX</i> ● Grey 05 ● Black 06	\$540
Nordic Spirit essential oils (15 ml bottle) Essential oils blend for the AromaCloud® and AromaFlow oil diffusers, and the Vedana®	\$25

Summary Price List

Drain & Overflow (sold separately)

Accessories

Finish	16" x 35" <i>BOVER16-XX</i>	D13 (Balneo®) <i>BOVERD13-XX</i>	D14 (Elegancia®) <i>BOVERD14-XX</i>
White 01 Biscuit 02	\$290	N/A	\$265
Chrome 07	\$260	\$500	\$250
Brushed Nickel 09 Polished Nickel 10	\$400	\$500	\$270
Oil-rubbed Bronze 11	\$400	\$500	N/A
Satin Brass 18 Matte Black 19	N/A	N/A	N/A
Matte White 32	N/A	N/A	N/A
Unplated 00	N/A	\$500	N/A
If Required by Construction Code			
Brass drain & overflow kit <i>BDRCOB</i>			\$240
Brass drain kit <i>BDRCB</i>			\$60
Cable driven brass drain & overflow kit <i>BOVERBR</i>			\$240
* On collections Inua, Amma, Origami, and the Essencia 6838 model.			

Grab Bars

Model	Single	Pair	Optional color (Upcharge applicable) Clear Acrylic <i>BGBG10-XX</i> Chrome 07 inserts Brushed Nickel 09 inserts
Amma 6036, 6636 & 6638	N/A	\$190	\$60
Amma 7236, 7242, Oval 7242 & Oval 7242 ^(FS)	N/A	\$355	\$60
Elegancia 7242, 7236, 6636 & 6642	N/A	\$355	\$60
Essencia Oval 7236	N/A	\$355	\$60
Essencia 6838 & Inua 6036, 6636 & 7240	N/A	\$355	\$60
Sensation	\$170	N/A	\$60
Thalassa2 6031, 6633, 7233	N/A	\$190	N/A

Other Accessories

Model	Price
Island tub drain™ <i>BISLDD</i>	\$260
Air intake* <i>BAIRINT</i>	\$120
Air intake and Island tub drain* <i>BAIRISLD</i>	\$350
Cast Iron Island tub drain™ <i>BISLDDCI</i>	\$310
Air intake installation	\$285 net
* For Nokori rectangular bath models only.	

Others - Balneo® Collection Only for Exposed Air Pipe (for air supply)

Model	Price
Decorative pipe (1½" x 6") <i>BPIPE6-XX</i>	\$55
Decorative pipe (1½" x 24") <i>BPIPE24-XX</i>	\$200
Pipe concealer (3" x 5¼") <i>BPIPEC-XX</i> for Cella only	\$105
Elbow (45°) <i>BELB45-XX</i>	\$80
Elbow (90°) <i>BELB90-XX</i>	\$105

Tile Flange

Model	Price
For Nokori bath when sold separately <i>BTILEANOK</i>	\$79
Sold separately <i>BTILEA</i>	\$95
Factory-installed. Front <i>BTILEF</i> , Back <i>BTILEB</i> , Right <i>BTILER</i> , Left <i>BTILEL</i> , Special installation <i>BTILEO</i>	\$155

Replacement Parts

Model	Price
DOT Control	
DOT only - For Soaker only (sold separately) <i>BSDOT</i>	\$130
Mia® Control & Turbine	
Mia® Standard color ○ White 01 ○ Biscuit 02 (sold separately) <i>BSMIA-XX</i>	\$165
MiaPlus® Standard color ○ White 01 ○ Biscuit 02 (sold separately) <i>BSMIAP-XX</i>	\$410
Turbine for Mia® and MiaPlus® (with Geysair®) <i>TUR4STD-JETS</i>	\$665
Turbine for MiaPlus® 1 heated backrest (without Geysair®) <i>TUR4STD</i>	\$665
Turbine for Two heated backrests (without Geysair®) <i>TUR4DDC</i>	\$910

Other Components

15' extension cord for MiaPlus® & Vedana® # 15303015	\$90
15' replacement cord for MiaPlus® & Vedana® # 15201520	\$75
15' Geysair® extension cord # 22000131	\$45



bath collections

A sophisticated line of products
© Libra Oval 6635





Zenora 6030



Scala 6638



Charism 7240



Libra Aurora 6634



Nokori 7131

amma 6030



Product No.

Model Alcove, Left	TMU BAMBRAOLT-XX	Soaker BAMBRAOLN-XX
Model Alcove, Right	TMU BAMBRAORT-XX	Soaker BAMBRAORN-XX

ThermoMasseur (TMU)

Air Jet System	\$6,545
Jets	43
1 heated backrest & headrest	Included
MiaPlus® Control	Included
BU-Touch Control Application <i>BUTOUCH</i>	\$495
Geysair®	Included
AromaCloud®** <i>BAROMAC</i>	\$590
Illuzio Chromatherapy <i>BCHRO6</i>	\$995











Soaker

AromaCloud®** <i>BAROMAC</i>	\$590
Illuzio Chromatherapy <i>BCHRO6</i>	\$995
WarmTouchShell® <i>BWTS</i>	\$1,125
DOT Control	Included with therapy

Features

Installation Type	Alcove (3 walls)
No. of bathers	2
Imp. gallons	39
US gallons	46
Raised seat	1
Inverted V	1
Armrests	2
Integrated tile flange	Included
Standard Bath Color <i>p.17</i>	
White 01	Included
Biscuit 02	

Options UPCHARGE APPLICABLE

Skirt p.254		Multifit BSMUL-XX	SJ-1 BSJ1-XX	
 White 01	 Biscuit 02	\$695	\$715	
Bath Pillow BPILLOW p.252		\$240		
Drain & Overflow p.14		Integrated ZenFlow [†] BOVERINZF-XX	Integrated with trim BOVERIN-XX	16" x 35" BOVER16-XX
 Chrome 07		\$205	\$235	\$260
 White 01	 Biscuit 02	\$165	\$205	\$290
 Brushed Nickel 09		\$205	\$235	\$400
 Polished Nickel 10		\$205	\$235	\$400
 Oil-rubbed Bronze 11		N/A	N/A	\$400
 Matte Black 19	 Satin Brass 18	\$260	\$290	N/A
If Required by Construction Code				
Brass drain & overflow kit [‡] BDRCOB			\$240	
Brass drain kit [‡] BDRCB			\$60	
16" x 35" Cable driven brass drain & overflow kit BOVERBR			\$240	

To Order

To complete the ORDER FORM go to our Dealers Portal <https://dealersportal.bainultra.com/extranet/login> or send your order To Orderdesk@bainultra.com

⚠ Don't forget that you must specify the drain position, right or left.

[†] ZenFlow: Integrated overflow without a trim.

^{**} The AromaCloud® is built into the deck (factory installed).

[‡] When ordered with Integrated drain & overflow.

60" x 30" x 21"



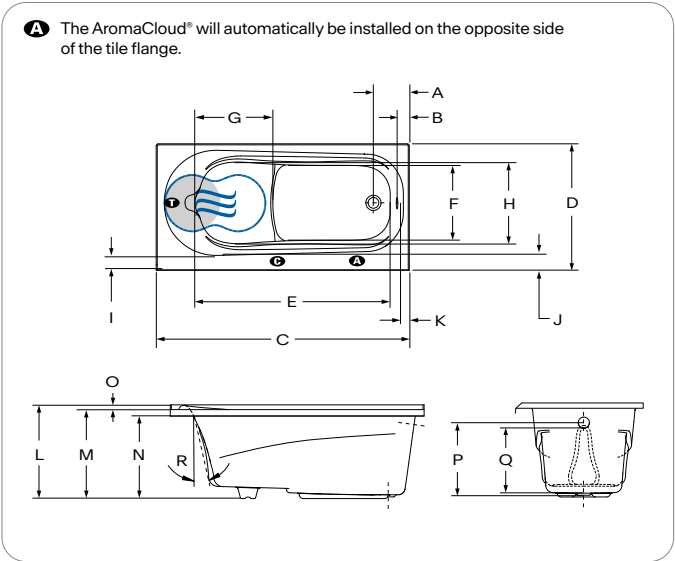
Molded heated headrest



Raised seat

Arma®

Technical Specifications



Letter	Description	Measure
A	Outside edge to center drain	8 1/2"
B	Outside edge to overflow	2 1/2"
C	Total length	60"
D	Total width	30"
E	Bathing well length	46 1/4"
F	Bathing well width at center zone	17 1/2"
G	Raised seat length	18 1/2"
H	Raised seat width	19 3/8"
I	Frontside deck width (narrowest point)	3 1/8"
J	Frontside deck width (widest point)	4"
K	Deck width at drain end	2 1/8"
L	Total height to headrest	22"
M	Height from bottom of bath to top deck	21"
N	Height from bottom of bath to bottom of deck	19 1/2"
O	Tile flange height	1 1/2"
P	Height from bottom of drain to center of overflow	17 1/8"
Q	Maximum water level (Drain & overflow 16" x 35")	15 5/16"
	Maximum water level (Integrated drain & overflow)	16 5/16"
R	Slope of backrest	16°

A AromaCloud® position **T** Turbine position (TMU) **TMU** Indicates heated backrest (TMU)
WS Indicates WarmTouchShell® position (Soaker)

Hot water supply required	The hot water supply should be 70% or more of the bath's total water capacity.
Turbine	Access to the pump must be at least 18" x 22". Standard connection is 20 A. 120 V, 60 Hz, dedicated line with a Ground-Fault Circuit Interrupter (GFCI). For any additional option, a second line is needed 15 A. 120 V, 60 Hz, dedicated line with a GFCI. Air vent necessary: 2" x 4" minimum.
Others	The Geysair® is located on the same side as the heated backrest. It must not be relocated. It must be connected to the hot water supply and be accessible (provide access).
	Integrated tile flange is included (specify right or left).

Our products must be installed by certified professionals only and according to our Owner's Manual as well as federal, provincial/state and local building codes and regulations (www.bainultra.com/dealers/dealer-documentation-and-catalog).


Approx. shipping weight	134 lb
Turbine power	550 W
Air heater	600 W

Warranty

Controls-LED-Geysair*	5 years
Bath & turbine*	20 years

* Some restrictions apply | www.bainultra.com/warranty

amma 6032



Product No.

Model	TMU BAMDRB00T-XX	Soaker BAMDRB00N-XX
-------	------------------	---------------------

ThermoMasseur (TMU)

Air Jet System	\$6,545
Jets	45
1 heated backrest & headrest	Included
MiaPlus® Control	Included
BU-Touch Control Application <i>BUTOUCH</i>	\$495
Geysair®	Included
AromaCloud®** <i>BAROMAC</i>	\$590
Illuzio Chromatherapy <i>BCHRO6</i>	\$995

Soaker

AromaCloud®** <i>BAROMAC</i>	\$590
Illuzio Chromatherapy <i>BCHRO6</i>	\$995
WarmTouchShell® <i>BWTS</i>	\$1,125
DOT Control	Included with therapy

Features

Installation Type	Drop-in & Alcove (3 walls)
No. of bathers ½ Imp. gallons 39 US gallons 46 Raised seat 1	
Inverted V 1 Armrests 2	
Standard Bath Color <i>p.17</i>	
<input type="radio"/> White 01 <input type="radio"/> Biscuit 02	Included

Options UPCHARGE APPLICABLE

Skirt <i>p.254</i>	Multifit <i>BSMUL-XX</i>	SJ-1 <i>BSJ1-XX</i>
<input type="radio"/> White 01 <input type="radio"/> Biscuit 02	\$695	\$715
Tile Flange (specify right or left) <i>p.15</i>		
Ordered with bath (not installed) <i>BTILEN</i>	\$79	
Factory-installed. Right <i>BTILER</i> , Left <i>BTILEL</i>	\$155	
Special installation <i>BTILEO</i>		
Bath Pillow <i>BPILLOW p.252</i>	\$240	
Drain & Overflow <i>p.14</i>	Integrated ZenFlow® <i>BOVERINFZ-XX</i>	Integrated with trim <i>BOVERIN-XX</i>
<input type="radio"/> Chrome 07	\$205	\$235
<input type="radio"/> White 01 <input type="radio"/> Biscuit 02	\$165	\$205
<input type="radio"/> Brushed Nickel 09	\$205	\$235
<input type="radio"/> Polished Nickel 10	\$205	\$235
<input type="radio"/> Oil-rubbed Bronze 11	N/A	N/A
<input type="radio"/> Matte Black 19 <input type="radio"/> Satin Brass 18	\$260	\$290
If Required by Construction Code		
Brass drain & overflow kit† <i>BDRCOB</i>	\$240	
Brass drain kit† <i>BDRCB</i>	\$60	
16" x 35" Cable driven brass drain & overflow kit <i>BOVERBR</i>	\$240	

To Order

To complete the ORDER FORM go to our Dealers Portal <https://dealersportal.bainultra.com/extranet/login> or send your order To Orderdesk@bainultra.com

† ZenFlow: Integrated overflow without a trim.

** The AromaCloud® is built into the deck (factory installed).

† When ordered with Integrated drain & overflow.

60" x 32" x 21"



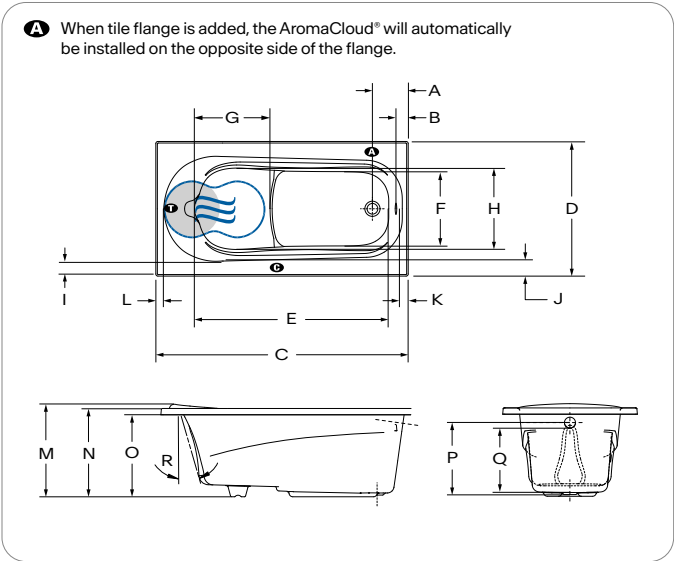
Molded heated headrest



Inverted V backrest

Amma®

Technical Specifications



Letter	Description	Measure
A	Outside edge to center drain	8 1/2"
B	Outside edge to overflow	2 1/2"
C	Total length	60"
D	Total width	32"
E	Bathing well length	46 1/4"
F	Bathing well width at center zone	17 1/2"
G	Raised seat length	18"
H	Raised seat width	19 3/8"
I	Deck width (narrowest point)	3 1/8"
J	Deck width (widest point)	3 7/8"
K	Deck width at drain end	2"
L	Deck with backrest end	1 7/8"
M	Total height to headrest	22"
N	Height from bottom of bath to top deck	21"
O	Height from bottom of bath to bottom of deck	19 1/2"
P	Height from bottom of drain to center of overflow	17 1/8"
Q	Maximum water level (Drain & overflow 16" x 35")	15 5/16"
	Maximum water level (Integrated drain & overflow)	16 5/16"
R	Slope of backrest	16°

A AromaCloud® position **B** Control position when factory-installed (Mia® or DOT)
I Turbine position (TMU) **●** Indicates heated backrest (TMU)
⊕ Indicates WarmTouchShell® position (Soaker)

Hot water supply required	The hot water supply should be 70% or more of the bath's total water capacity.
Turbine	Access to the pump must be at least 18" x 22". Standard connection is 20 A, 120 V, 60 Hz, dedicated line with a Ground-Fault Circuit Interrupter (GFCI). For any additional option, a second line is needed 15 A, 120 V, 60 Hz, dedicated line with a GFCI. Air vent necessary: 2" x 4" minimum.
Others	The Geysair® is located on the same side as the heated backrest. It must not be relocated. It must be connected to the hot water supply and be accessible (provide access).
	Optional Tile Flange (specify right or left).

Our products must be installed by certified professionals only and according to our Owner's Manual as well as federal, provincial/state and local building codes and regulations (www.bainultra.com/dealers/dealer-documentation-and-catalog).

Approx. shipping weight	138 lb
Turbine power	550 W
Air heater	600 W

Warranty

Controls-LED-Geysair*	5 years
Bath & turbine*	20 years

* Some restrictions apply | www.bainultra.com/warranty

Dimensions are subject to change; measured at external edges. Bathing well measured at air jet level. Tolerance: ±0.25" (±0.64 cm). Ensure bathtub is received prior to any construction. BainUltra® is not responsible for any preparatory work done before product arrival.

amma 6036



Product No.

Model	TMU BAMFRBOOT-XX	Soaker BAMFRBOON-XX
-------	------------------	---------------------

ThermoMasseur (TMU)

Air Jet System	\$7,455
Jets	45
1 heated backrest & headrest	Included
MiaPlus® Control	Included
BU-Touch Control Application <i>BUTOUCH</i>	\$495
Geysair®	Included
AromaCloud®** <i>BAROMAC</i>	\$590
Illuzio Chromatherapy <i>BCHRO6</i>	\$995

Soaker

AromaCloud®** <i>BAROMAC</i>	\$590
Illuzio Chromatherapy <i>BCHRO6</i>	\$995
WarmTouchShell® <i>BWTS</i>	\$1,125
DOT Control	Included with therapy

Features

Installation Type	Drop-in & Alcove (3 walls)
No. of bathers ½ Imp. gallons 41 US gallons 50 Raised seat 1	
Inverted V 1 Armrests 2 Grab bars (Color match) 2	
Standard Bath Color p.17	
○ White 01 ○ Biscuit 02	Included

Options UPCHARGE APPLICABLE

Skirt p.254	Multifit <i>BSMUL-XX</i>	SJ-1 <i>BSJ1-XX</i>
○ White 01 ○ Biscuit 02	\$695	\$715
Clear Acrylic Grab Bars <i>BGBG10-XX</i> p.16		
○ Chrome 07 ○ Brushed Nickel 09 inserts	\$60	
Tile Flange (specify right or left) p.15		
Ordered with bath (not installed) <i>BTILEN</i>	\$79	
Factory-installed. Right <i>BTILER</i> , Left <i>BTILEL</i> , Special installation <i>BTILEO</i>	\$155	
Bath Pillow <i>BPILLOW</i> p.252	\$240	
Drain & Overflow p.14	Integrated ZenFlow† <i>BOVERINZF-XX</i>	Integrated with trim <i>BOVERIN-XX</i>
○ Chrome 07	\$205	\$235
○ White 01 ○ Biscuit 02	\$165	\$205
○ Brushed Nickel 09	\$205	\$235
○ Polished Nickel 10	\$205	\$235
○ Oil-rubbed Bronze 11	N/A	N/A
○ Matte Black 19 ○ Satin Brass 18	\$260	\$290
		N/A
If Required by Construction Code		
Brass drain & overflow kit† <i>BDRCOB</i>	\$240	
Brass drain kit† <i>BDRCB</i>	\$60	
16" x 35" Cable driven brass drain & overflow kit <i>BOVERBR</i>	\$240	

To Order

To complete the ORDER FORM go to our Dealers Portal <https://dealersportal.bainultra.com/extranet/login> or send your order To Orderdesk@bainultra.com

† ZenFlow: Integrated overflow without a trim.

** The AromaCloud® is built into the deck (factory installed).

‡ When ordered with Integrated drain & overflow.

60" x 36" x 21"



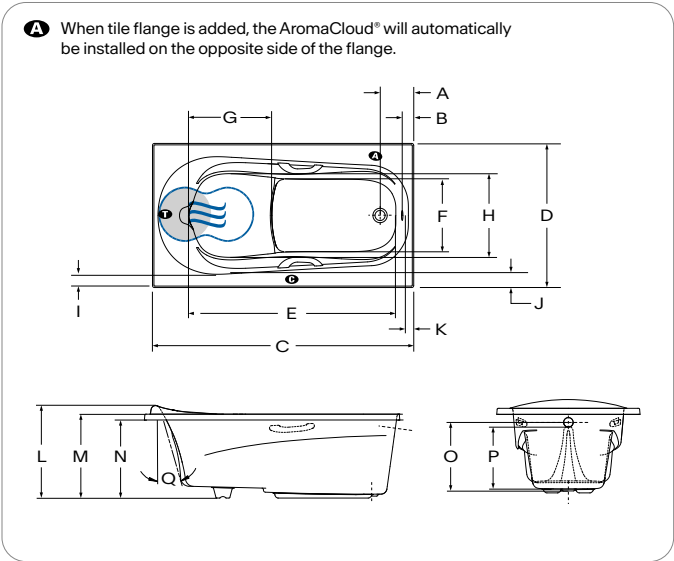
Grab bar (included)



Molded heated headrest

Amma®

Technical Specifications



Letter	Description	Measure
A	Outside edge to center drain	8 ½"
B	Outside edge to overflow	2 ½"
C	Total length	60"
D	Total width	36"
E	Bathing well length	46"
F	Bathing well width at center zone	17 ⅞"
G	Raised seat length	20"
H	Raised seat width	20 ⅝"
I	Deck width (narrowest point)	3 ⅞"
J	Deck width (widest point)	4 ⅞"
K	Deck width at drain end	2"
L	Total height to headrest	23 ¼"
M	Height from bottom of bath to top deck	21"
N	Height from bottom of bath to bottom of deck	19 ½"
O	Height from bottom of bath to center of overflow	17 ⅞"
P	Maximum water level (Drain & overflow 16" x 35")	15 ⅜"
	Maximum water level (Integrated drain & overflow)	16 ⅜"
Q	Slope of backrest	18°

A AromaCloud® position **G** Control position when factory-installed (Mia® or DOT)
T Turbine position (TMU) **●** Indicates heated backrest (TMU)
S Indicates WarmTouchShell® position (Soaker)

Hot water supply required	The hot water supply should be 70% or more of the bath's total water capacity.
Turbine	Access to the pump must be at least 18" x 22". Standard connection is 20 A, 120 V, 60 Hz, dedicated line with a Ground-Fault Circuit Interrupter (GFCI). For any additional option, a second line is needed 15 A, 120 V, 60 Hz, dedicated line with a GFCI. Air vent necessary: 2" x 4" minimum.
Others	The Geysair® is located on the same side as the heated backrest. It must not be relocated. It must be connected to the hot water supply and be accessible (provide access).
	Optional Tile Flange (specify right or left).

Our products must be installed by certified professionals only and according to our Owner's Manual as well as federal, provincial/state and local building codes and regulations (www.bainultra.com/dealers/dealer-documentation-and-catalog).

Approx. shipping weight	142 lb
Turbine power	550 W
Air heater	600 W

Warranty

Controls-LED-Geysair*	5 years
Bath & turbine*	20 years

* Some restrictions apply | www.bainultra.com/warranty

amma 6636



Product No.

Model	TMU BAMLRB00T-XX	Soaker BAMLRB00N-XX
-------	------------------	---------------------

ThermoMasseur (TMU)

Air Jet System	\$7,680
Jets	49
1 heated backrest & headrest	Included
MiaPlus® Control	Included
BU-Touch Control Application <i>BUTOUCH</i>	\$495
Geysair®	Included
AromaCloud®** <i>BAROMAC</i>	\$590
Illuzio Chromatherapy <i>BCHRO6</i>	\$995

Soaker

AromaCloud®** <i>BAROMAC</i>	\$590
Illuzio Chromatherapy <i>BCHRO6</i>	\$995
WarmTouchShell® <i>BWTS</i>	\$1,125
DOT Control	Included with therapy

Features

Installation Type	Drop-in & Alcove (3 walls)
No. of bathers ½ Imp. gallons 47 US gallons 56 Raised seat 1	
Inverted V 1 Armrests 2 Grab bars (Color match) 2	
Standard Bath Color p.17	
<input type="radio"/> White 01 <input type="radio"/> Biscuit 02	Included

Options UPCHARGE APPLICABLE

Skirt p.254		Multifit BSMUL-XX	SJ-1 BSJT-XX	
<input type="radio"/> White 01 <input type="radio"/> Biscuit 02		\$695	\$715	
Clear Acrylic Grab Bars BGBG10-XX p.16				
<input type="radio"/> Chrome 07 <input type="radio"/> Brushed Nickel 09 inserts		\$60		
Tile Flange (specify right or left) p.15				
Ordered with bath (not installed) BTILEN		\$79		
Factory-installed. Right BTILER, Left BTILEL, Special installation BTILEO		\$155		
Bath Pillow BPILLOW p.252		\$240		
Drain & Overflow p.14		Integrated ZenFlow [†] BOVERINFZ-XX	Integrated with trim BOVERIN-XX	16" x 35" BOVER16-XX
<input type="radio"/> Chrome 07		\$205	\$235	\$260
<input type="radio"/> White 01 <input type="radio"/> Biscuit 02		\$165	\$205	\$290
<input type="radio"/> Brushed Nickel 09		\$205	\$235	\$400
<input type="radio"/> Polished Nickel 10		\$205	\$235	\$400
<input type="radio"/> Oil-rubbed Bronze 11		N/A	N/A	\$400
<input type="radio"/> Matte Black 19 <input type="radio"/> Satin Brass 18		\$260	\$290	N/A
If Required by Construction Code				
Brass drain & overflow kit [‡] BDRCOB		\$240		
Brass drain kit [‡] BDRCB		\$60		
16" x 35" Cable driven brass drain & overflow kit BOVERBR		\$240		

To Order

To complete the ORDER FORM go to our Dealers Portal <https://dealersportal.bainultra.com/extranet/login> or send your order To Orderdesk@bainultra.com

[†] ZenFlow: Integrated overflow without a trim.

^{**} The AromaCloud® is built into the deck (factory installed).

[‡] When ordered with Integrated drain & overflow.

66" x 36" x 21"



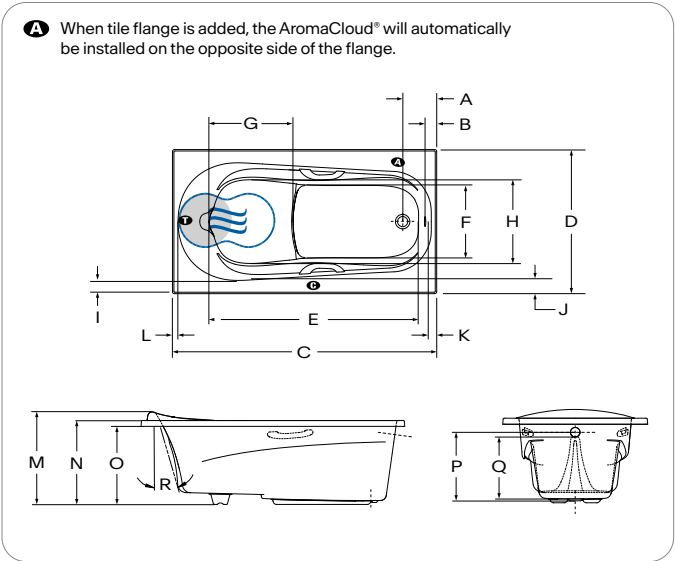
Grab bar (included)



Molded heated headrest

Amma®

Technical Specifications



Letter	Description	Measure
A	Outside edge to center drain	8 1/2"
B	Outside edge to overflow	2 1/2"
C	Total length	66"
D	Total width	36"
E	Bathing well length	52 1/4"
F	Bathing well width at center zone	18"
G	Raised seat length	21"
H	Raised seat width	20 7/8"
I	Deck width (narrowest point)	3"
J	Deck width (widest point)	4 7/8"
K	Deck width at drain end	2 1/8"
L	Deck width at backrest end	1 3/8"
M	Total height to headrest	23 1/8"
N	Height from bottom of bath to top deck	21"
O	Height from bottom of bath to bottom of deck	19 1/2"
P	Height from bottom of drain to center of overflow	17 1/8"
Q	Maximum water level (Drain & overflow 16" x 35")	15 3/8"
	Maximum water level (Integrated drain & overflow)	16 3/8"
R	Slope of backrest	18°

A AromaCloud® position **H** Control position when factory-installed (Mia® or DOT)
T Turbine position (TMU) **H** Indicates heated backrest (TMU)
H Indicates WarmTouchShell® position (Soaker)

Hot water supply required	The hot water supply should be 70% or more of the bath's total water capacity.
Turbine	Access to the pump must be at least 18" x 22". Standard connection is 20 A, 120 V, 60 Hz, dedicated line with a ground-fault circuit interrupter (GFCI). For any additional option, a second line is needed 15 A, 120 V, 60 Hz, dedicated line with a GFCI. Air vent necessary: 2" x 4" minimum.
Others	The Geysair® is located on the same side as the heated backrest. It must not be relocated. It must be connected to the hot water supply and be accessible (provide access).
	Optional Tile Flange (specify right or left).

Our products must be installed by certified professionals only and according to our Owner's Manual as well as federal, provincial/state and local building codes and regulations (www.bainultra.com/dealers/dealer-documentation-and-catalog).

Approx. shipping weight	145 lb
Turbine power	550 W
Air heater	600 W

Warranty

Controls-LED-Geysair*	5 years
Bath & turbine*	20 years

* Some restrictions apply | www.bainultra.com/warranty

amma oval 6638



Product No.

Model	TMU BAMMOD00T-XX	Soaker BAMMOD00N-XX
-------	------------------	---------------------

ThermoMasseur (TMU)

Air Jet System	\$7,680
Jets	49
1 heated backrest & headrest	Included
MiaPlus® Control	Included
BU-Touch Control Application <i>BUTOUCH</i>	\$495
Geysair®	Included
AromaCloud®** <i>BAROMAC</i>	\$590
Illuzio Chromatherapy <i>BCHRO6</i>	\$995











Soaker

AromaCloud®** <i>BAROMAC</i>	\$590
Illuzio Chromatherapy <i>BCHRO6</i>	\$995
WarmTouchShell® <i>BWTS</i>	\$1,125
DOT Control	Included with therapy

Features

Installation Type	Drop-in
No. of bathers ½ Imp. gallons 47 US gallons 56 Raised seat 1	
Inverted V 1 Armrests 2 Grab bars (Color match) 2	
Standard Bath Color <i>p.17</i>	
○ White 01 ○ Biscuit 02	Included

Options UPCHARGE APPLICABLE

Clear Acrylic Grab Bars <i>BGBG10-XX</i> p.16						
	Chrome 07		Brushed Nickel 09 inserts	\$60		
Bath Pillow <i>BPILLOW</i> p.252				\$240		
Drain & Overflow <i>p.14</i>						
	Chrome 07	Integrated ZenFlow [†] <i>BOVERINZF-XX</i>		Integrated with trim <i>BOVERIN-XX</i>	16" x 35" <i>BOVER16-XX</i>	
	White 01		Biscuit 02	\$205	\$235	\$260
	Brushed Nickel 09			\$205	\$235	\$400
	Polished Nickel 10			\$205	\$235	\$400
	Oil-rubbed Bronze 11			N/A	N/A	\$400
	Matte Black 19		Satin Brass 18	\$260	\$290	N/A
If Required by Construction Code						
Brass drain & overflow kit [†] <i>BDRCOB</i>					\$240	
Brass drain kit [†] <i>BDRCB</i>					\$60	
16" x 35" Cable driven brass drain & overflow kit <i>BOVERBR</i>					\$240	

To Order


To complete the ORDER FORM go to our Dealers Portal <https://dealersportal.bainultra.com/extranet/login> or send your order To Orderdesk@bainultra.com

† ZenFlow: Integrated overflow without a trim.

** The AromaCloud® is built into the deck (factory installed).

‡ When ordered with Integrated drain & overflow.

66" x 38" x 21"



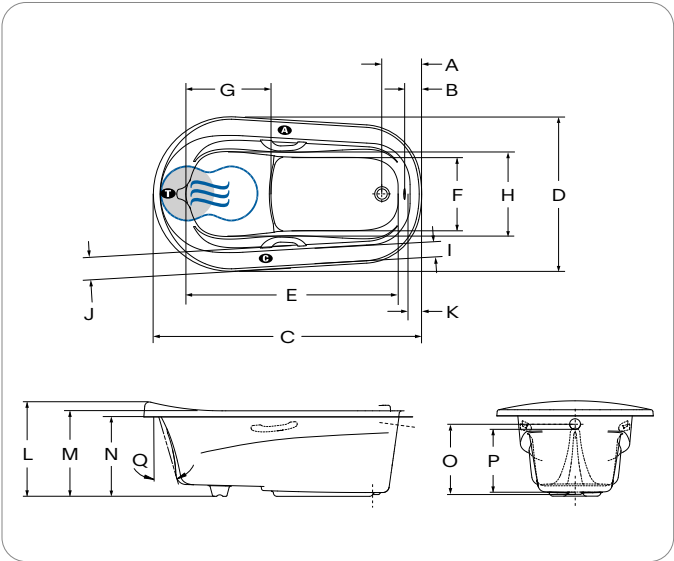
Raised seat



Raised heated headrest

Arma®

Technical Specifications



Letter	Description	Measure
A	Outside edge to center drain	9 3/4"
B	Outside edge to overflow	3 3/4"
C	Total length	66"
D	Total width	38"
E	Bathing well length	52 1/4"
F	Bathing well width at center zone	18"
G	Raised seat length	21"
H	Raised seat width	20 7/8"
I	Flat surface width	3 7/8"
J	Deck width	4 7/8"
K	Deck width at drain end	3 1/4"
L	Total height to headrest	23 1/8"
M	Height from bottom of bath to top deck	21"
N	Height from bottom of bath to bottom of deck	19 1/2"
O	Height from bottom of drain to center of overflow	17 1/8"
P	Maximum water level (Drain & overflow 16" x 35")	15 3/8"
	Maximum water level (Integrated drain & overflow)	16 3/8"
Q	Slope of backrest	18°
A AromaCloud® position G Control position when factory-installed (Mia® or DOT)		
T Turbine position (TMU) H Indicates heated backrest (TMU)		
S Indicates WarmTouchShell® position (Soaker)		

Hot water supply required	The hot water supply should be 70% or more of the bath's total water capacity.
Turbine	Access to the pump must be at least 18" x 22". Standard connection is 20 A, 120 V, 60 Hz, dedicated line with a Ground-Fault Circuit Interrupter (GFCI). For any additional option, a second line is needed 15 A, 120 V, 60 Hz, dedicated line with a GFCI. Air vent necessary: 2" x 4" minimum.
Others	The Geysair® is located on the same side as the heated backrest. It must not be relocated. It must be connected to the hot water supply and be accessible (provide access).

Our products must be installed by certified professionals only and according to our Owner's Manual as well as federal, provincial/state and local building codes and regulations (www.bainultra.com/dealers/dealer-documentation-and-catalog).

Cutting template	# 90000037
Approx. shipping weight	147 lb
Turbine power	550 W
Air heater	600 W

Warranty

Controls-LED-Geysair*	5 years
Bath & turbine*	20 years

* Some restrictions apply | www.bainultra.com/warranty

amma 7236



Product No.

Model	TMU BAMSRB00T-XX	Soaker BAMSRB00N-XX
-------	------------------	---------------------

ThermoMasseur (TMU)

Air Jet System	\$7,965
Jets	54
2 heated backrests & headrests**	Included
MiaPlus® Control	Included
BU-Touch Control Application <i>BUTOUCH</i>	\$495
Geysair®	Included
AromaCloud®** <i>BAROMAC</i>	\$590
Illuzio Chromatherapy <i>BCHRO6</i>	\$995

Soaker

AromaCloud®** <i>BAROMAC</i>	\$590
Illuzio Chromatherapy <i>BCHRO6</i>	\$995
WarmTouchShell® <i>BWTS</i>	\$1,125
DOT Control	Included with therapy
2nd WarmTouchShell® <i>BWTS2</i>	\$370

Features

Installation Type	Drop-in & Alcove (3 walls)
No. of bathers	2
Imp. gallons	41
US gallons	50
Raised seats	2
Inverted V	2
Armrests	4
Grab bars (Color match)	2
Standard Bath Color <i>p.17</i>	
White 01	Biscuit 02
Included	

Options UPCHARGE APPLICABLE

Skirt <i>p.254</i>	Multifit <i>BSMUL-XX</i>	SJ-1 <i>BSJ1-XX</i>
White 01	Biscuit 02	\$695
Clear Acrylic Grab Bars <i>BGBG10-XX p.16</i>		\$715
Chrome 07	Brushed Nickel 09 inserts	\$60
Tile Flange (specify front or back) <i>p.15</i>		
Ordered with bath (not installed) <i>BTILEN</i>		\$79
Factory-installed. Front <i>BTILEF</i> , Back <i>BTILEB</i> , Special installation <i>BTILEO</i>		\$155
Bath Pillow <i>BPILLOW p.252</i>		\$240
Drain & Overflow <i>p.14</i>	Integrated ZenFlow [†] <i>BOVERINZF-XX</i>	Integrated with trim <i>BOVERIN-XX</i>
Chrome 07	\$205	\$235
White 01	\$165	\$205
Biscuit 02	\$205	\$290
Brushed Nickel 09	\$205	\$235
Polished Nickel 10	\$205	\$235
Oil-rubbed Bronze 11	N/A	\$400
Matte Black 19	\$260	\$290
Satin Brass 18	\$260	N/A
If Required by Construction Code		
Brass drain & overflow kit [‡] <i>BDRCOB</i>		\$240
Brass drain kit [‡] <i>BDRCB</i>		\$60
16" x 35" Cable driven brass drain & overflow kit <i>BOVERBR</i>		\$240

To Order

To complete the ORDER FORM go to our Dealers Portal <https://dealersportal.bainultra.com/extranet/login> or send your order To Orderdesk@bainultra.com

[†] ZenFlow: Integrated overflow without a trim.

^{**} The AromaCloud® is built into the deck (factory installed).

[‡] When ordered with Integrated drain & overflow.

^{**} The heated backrests & headrests are independently controlled.

72" x 36" x 21"



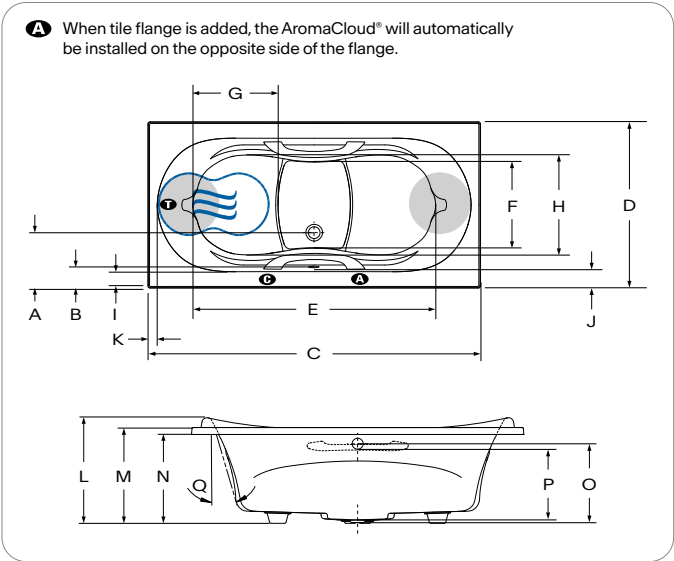
Grab bar (included)



The Akaša Bath Pillow (sold separately)

Amma®

Technical Specifications



Letter	Description	Measure
A	Outside edge to center drain	12"
B	Outside edge to overflow	4 ¼"
C	Total length	72"
D	Total width	36"
E	Bathing well length	52 ½"
F	Bathing well width at center zone	18 ¾"
G	Raised seat length	18 ½"
H	Raised seat width	21 ¾"
I	Deck width (narrowest point)	3 ⅞"
J	Deck width (widest point)	4"
K	Deck width at backrest end end	2"
L	Total height to headrest	23 ⅞"
M	Height from bottom of bath to top deck	21"
N	Height from bottom of bath to bottom of deck	19 ½"
O	Height from bottom of drain to center of overflow	17"
P	Maximum water level (Drain & overflow 16" x 35")	15 ¼"
	Maximum water level (Integrated drain & overflow)	16 ¼"
Q	Slope of backrests	17°
A AromaCloud® position G Control position when factory-installed (Mia® or DOT)		
T Turbine position (TMU) ● Indicates heated backrest (TMU)		
☺ Indicates WarmTouchShell® position (Soaker)		

Hot water supply required	The hot water supply should be 70% or more of the bath's total water capacity.
Turbine	Access to the pump must be at least 18" x 22". Standard connection is two (2) dedicated breakers: One is 20A, 120 V, 60 Hz, and the other 15A, 120 V, 60 Hz, dedicated lines with a GFCI. Air vent necessary: 2" x 4" minimum.
Others	The Geysair® is located on the same side as the heated backrest. It must not be relocated. It must be connected to the hot water supply and be accessible (provide access). Optional tile flange (specify front or back).

Our products must be installed by certified professionals only and according to our Owner's Manual as well as federal, provincial/state and local building codes and regulations (www.bainultra.com/dealers/dealer-documentation-and-catalog).

Approx. shipping weight	158 lb
Turbine power	550 W
Air heater	600 W

Warranty

Controls–LED–Geysair*	5 years
Bath & turbine*	20 years

* Some restrictions apply | www.bainultra.com/warranty

Dimensions are subject to change; measured at external edges. Bathing well measured at air jet level. Tolerance: ±0.25" (±0.64 cm). Ensure bathtub is received prior to any construction. BainUltra® is not responsible for any preparatory work done before product arrival.

amma 7242



Product No.

Model	TMU BAMVRB00T-XX	Soaker BAMVRB00N-XX
-------	------------------	---------------------

ThermoMasseur (TMU)

Air Jet System	\$8,105
Jets	58
2 heated backrests & headrests**	Included
MiaPlus® Control	Included
BU-Touch Control Application <i>BUTOUCH</i>	\$495
Geysair®	Included
AromaCloud®** <i>BAROMAC</i>	\$590
Illuzio Chromatherapy <i>BCHRO6</i>	\$995

Soaker

	\$5,060
AromaCloud®** <i>BAROMAC</i>	\$590
Illuzio Chromatherapy <i>BCHRO6</i>	\$995
WarmTouchShell® <i>BWTS</i>	\$1,125
DOT Control	Included with therapy
2nd WarmTouchShell® <i>BWTS2</i>	\$370

Features

Installation Type	Drop-in & Alcove (3 walls)
No. of bathers	2
Imp. gallons	54
US gallons	65
Raised seats	2
Inverted V	2
Armrests	4
Grab bars (Color match)	2
Standard Bath Color <i>p.17</i>	
White 01	Biscuit 02
	Included

Options UPCHARGE APPLICABLE

Skirt <i>p.254</i>	Multifit <i>BSMUL-XX</i>	SJ-1 <i>BSJ1-XX</i>
White 01	Biscuit 02	\$695
Clear Acrylic Grab Bars <i>BGBG10-XX p.16</i>		\$715
Chrome 07	Brushed Nickel 09 inserts	\$60
Tile Flange (specify front or back) <i>p.15</i>		
Ordered with bath (not installed) <i>BTILEN</i>		\$79
Factory-installed. Front <i>BTILEF</i> , Back <i>BTILEB</i> , Special installation <i>BTILEO</i>		\$155
Bath Pillow <i>BPILLOW p.252</i>		\$240
Comfort Cushion <i>BCUSHIONA p.253</i>		\$540
Grey 05	Black 06	
Drain & Overflow <i>p.14</i>	Integrated ZenFlow [†] <i>BOVERINZF-XX</i>	Integrated with trim <i>BOVERIN-XX</i>
Chrome 07	\$205	\$235
White 01	\$165	\$205
Biscuit 02	\$205	\$290
Brushed Nickel 09	\$205	\$235
Polished Nickel 10	\$205	\$235
Oil-rubbed Bronze 11	N/A	\$400
Matte Black 19	\$260	\$290
Satin Brass 18		N/A
If Required by Construction Code		
Brass drain & overflow kit [‡] <i>BDRCOB</i>		\$240
Brass drain kit [‡] <i>BDRCB</i>		\$60
16" x 35" Cable driven brass drain & overflow kit <i>BOVERBR</i>		\$240

To Order

To complete the ORDER FORM go to our Dealers Portal <https://dealersportal.bainultra.com/extranet/login> or send your order To Orderdesk@bainultra.com


[†] ZenFlow: Integrated overflow without a trim.

^{**} The AromaCloud® is built into the deck (factory installed).

[‡] When ordered with Integrated drain & overflow.

^{**} The heated backrests & headrests are independently controlled.

72" x 42" x 22"



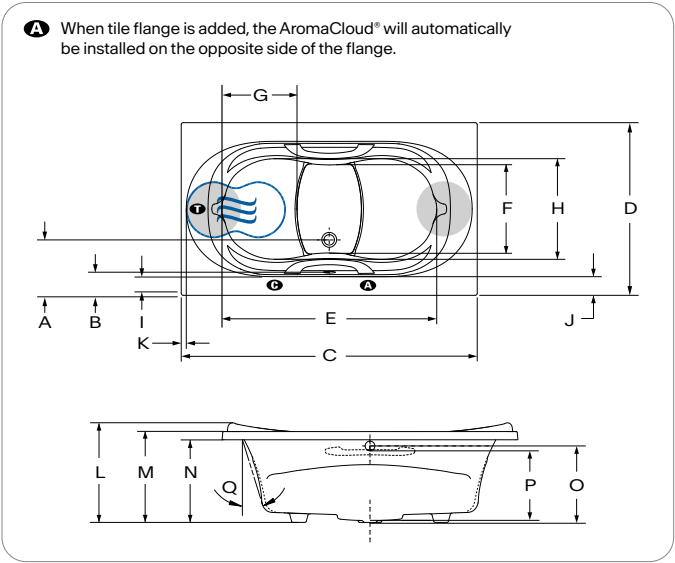
Inverted V backrest



Molded heated headrest

Aroma®

Technical Specifications



Letter	Description	Measure
A	Outside edge to center drain	13 1/2"
B	Outside edge to overflow	5 3/8"
C	Total length	72 1/4"
D	Total width	42"
E	Bathing well length	52 1/4"
F	Bathing well width at center zone	21 3/8"
G	Raised seat length	18 5/8"
H	Raised seat width	24"
I	Deck width (narrowest point)	4"
J	Deck width (widest point)	5 1/4"
K	Deck width at backrest end end	1 1/4"
L	Total height to headrest	24 1/4"
M	Height from bottom of bath to top deck	22 1/8"
N	Height from bottom of bath to bottom of deck	20 1/8"
O	Height from bottom of drain to center of overflow	18 1/8"
P	Maximum water level (Drain & overflow 16" x 35")	16 3/8"
	Maximum water level (Integrated drain & overflow)	17 3/8"
Q	Slope of backrests	18°

A AromaCloud® position **G** Control position when factory-installed (Mia® or DOT)
T Turbine position (TMU) **●** Indicates heated backrest (TMU)
☺ Indicates WarmTouchShell® position (Soaker)

Hot water supply required	The hot water supply should be 70% or more of the bath's total water capacity.
Turbine	Access to the pump must be at least 18" x 22". Standard connection is two (2) dedicated breakers: One is 20A, 120 V, 60 Hz, and the other 15A, 120 V, 60 Hz, dedicated lines with a GFCI. Air vent necessary: 2" x 4" minimum.
Others	The Geysair® is located on the same side as the heated backrest. It must not be relocated. It must be connected to the hot water supply and be accessible (provide access). Optional tile flange (specify front or back).

Our products must be installed by certified professionals only and according to our Owner's Manual as well as federal, provincial/state and local building codes and regulations (www.bainultra.com/dealers/dealer-documentation-and-catalog).

Approx. shipping weight	195 lb
Turbine power	550 W
Air heater	600 W

Warranty

Controls-LED-Geysair*	5 years
Bath & turbine*	20 years

* Some restrictions apply | www.bainultra.com/warranty

amma oval 7242



Product No.

Model Raised deck	TMU BAMVODP0T-XX	Soaker BAMVODP0N-XX
Model Flat deck 2"	TMU BAMVOUN0T-XX	Soaker BAMVOUN0N-XX

ThermoMasseur (TMU)

Air Jet System

\$7,965

Jets	58
2 heated backrests & headrests**	Included
MiaPlus® Control	Included
BU-Touch Control Application <i>BUTOUCH</i>	\$495
Geysair®	Included
AromaCloud®** <i>BAROMAC</i>	\$590
Illuzio Chromatherapy <i>BCHRO6</i>	\$995

Soaker

\$5,060

AromaCloud®** <i>BAROMAC</i>	\$590
Illuzio Chromatherapy <i>BCHRO6</i>	\$995
WarmTouchShell® <i>BWTS</i>	\$1,125
DOT Control	Included with therapy
2nd WarmTouchShell® <i>BWTS2</i>	\$370

Features

Installation Type	Drop-in
No. of bathers 2 Imp. gallons 54 US gallons 65 Raised seats 2	
Inverted V 2 Armrests 4 Grab bars (Color match) 2	
Standard Bath Color <i>p.17</i>	
<input type="radio"/> White 01 <input type="radio"/> Biscuit 02	Included

Options UPCHARGE APPLICABLE

Clear Acrylic Grab Bars *BGBG10-XX p.16*

<input type="radio"/> Chrome 07 <input type="radio"/> Brushed Nickel 09 inserts	\$60
Bath Pillow <i>BPILOW p.252</i>	\$240
Comfort Cushion <i>BCUSHIONA p.253</i>	\$540
<input type="radio"/> Grey 05 <input type="radio"/> Black 06	

Drain & Overflow *p.14*

	Integrated ZenFlow [†] <i>BOVERINF-XX</i>	Integrated with trim <i>BOVERIN-XX</i>	16" x 35" <i>BOVER16-XX</i>
<input type="radio"/> Chrome 07	\$205	\$235	\$260
<input type="radio"/> White 01 <input type="radio"/> Biscuit 02	\$165	\$205	\$290
<input type="radio"/> Brushed Nickel 09	\$205	\$235	\$400
<input type="radio"/> Polished Nickel 10	\$205	\$235	\$400
<input type="radio"/> Oil-rubbed Bronze 11	N/A	N/A	\$400
<input type="radio"/> Matte Black 19 <input type="radio"/> Satin Brass 18	\$260	\$290	N/A

If Required by Construction Code

Brass drain & overflow kit [‡] <i>BDRCOB</i>	\$240
Brass drain kit [‡] <i>BDRCB</i>	\$60
16" x 35" Cable driven brass drain & overflow kit <i>BOVERBR</i>	\$240

To Order

To complete the ORDER FORM go to our Dealers Portal <https://dealersportal.bainultra.com/extranet/login> or send your order To Orderdesk@bainultra.com

☛ Don't forget to indicate raised or flat deck.

[†] ZenFlow: Integrated overflow without a trim.

^{**} The AromaCloud® is built into the deck (factory installed).

[‡] When ordered with Integrated drain & overflow.

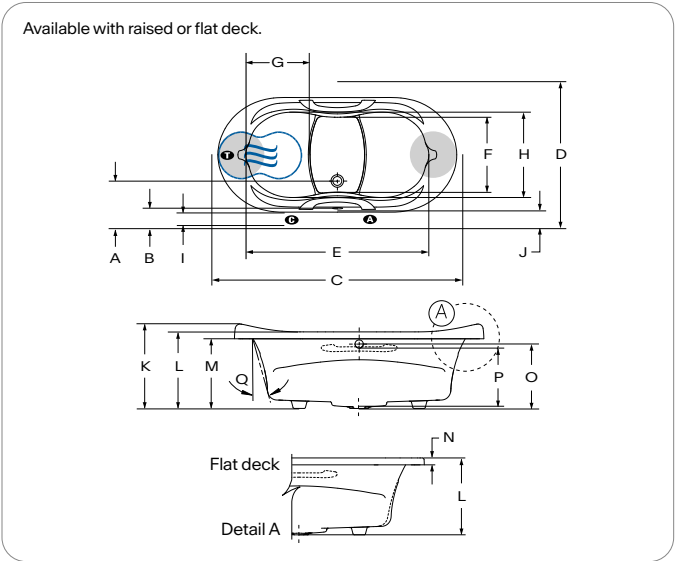
^{**} The heated backrests & headrests are independently controlled.

72" x 42" x 22"



Amma®

Technical Specifications



Letter	Description	Measure
A	Outside edge to center drain	13 1/2"
B	Outside edge to overflow	5 3/8"
C	Total length	72"
D	Total width	42"
E	Bathing well length	52 1/4"
F	Bathing well width at center zone	21 3/8"
G	Raised seat length	18 5/8"
H	Raised seat width	24"
I	Flat surface width	3 7/8"
J	Deck width	5 1/4"
K	Total height to headrest	24 3/8"
L	Height from bottom of bath to top deck	22 1/8"
M	Height from bottom of bath to bottom of deck	20 1/8"
N	Height from bottom of deck to top deck	2"
O	Height from bottom of drain to center of overflow	18 1/8"
P	Maximum water level (Drain & overflow 16" x 35")	16 3/8"
	Maximum water level (Integrated drain & overflow)	17 3/8"
Q	Slope of backrests	18°
Ⓐ AromaCloud® position Ⓒ Control position when factory-installed (Mia® or DOT)		
Ⓘ Turbine position (TMU) ● Indicates heated backrest (TMU)		
☞ Indicates WarmTouchShell® position (Soaker)		

Hot water supply required	The hot water supply should be 70% or more of the bath's total water capacity.
Turbine	Access to the pump must be at least 18" x 22". Standard connection is two (2) dedicated breakers: One is 20A, 120 V, 60 Hz, and the other 15A, 120 V, 60 Hz, dedicated lines with a GFCI. Air vent necessary: 2" x 4" minimum.
Others	The Geysair® is located on the same side as the heated backrest. It must not be relocated. It must be connected to the hot water supply and be accessible (provide access). Available with flat deck for raised deck. There is a height difference for the flat deck (see drawing Detail A).

Our products must be installed by certified professionals only and according to our Owner's Manual as well as federal, provincial/state and local building codes and regulations (www.bainultra.com/dealers/dealer-documentation-and-catalog).

Cutting template	# 90000036
Approx. shipping weight	170 lb
Turbine power	550 W
Air heater	600 W

Warranty

Controls-LED-Geysair*	5 years
Bath & turbine*	20 years

* Some restrictions apply | www.bainultra.com/warranty

amma oval 7242

Narrow Base



Product No.

Model Flat deck	TMU BAMVOFS0T-XX	Soaker BAMVOFS0N-XX
Model Raised deck	TMU BAMVOFR0T-XX	Soaker BAMVOFR0N-XX

ThermoMasseur (TMU)

Air Jet System

\$11,255

Jets	58
2 heated backrests & headrests ^{††}	Included
MiaPlus [®] Control	Included
BU-Touch Control Application <i>BUTOUCH</i>	\$495
Geysair [®]	Included
AromaCloud [®] ** <i>BAROMAC</i>	\$590
Illuzio Chromatherapy <i>BCHRO6</i>	\$995

Soaker

\$8,780

AromaCloud [®] ** <i>BAROMAC</i>	\$590
Illuzio Chromatherapy <i>BCHRO6</i>	\$995
WarmTouchShell [®] <i>BWTS</i>	\$1,125
DOT Control	Included with therapy
2nd WarmTouchShell [®] <i>BWTS2</i>	\$370

Features

Installation Type	Freestanding
No. of bathers Imp. gallons 54 US gallons 65 Raised seats 2	
Inverted V 2 Armrests 4 Grab bars (Color match) 2	
Integrated drain & overflow — ZenFlow [†] <i>BOVERINZF-XX</i>	
<input type="radio"/> White 01 <input type="radio"/> Biscuit 02	Installed & Included
Standard Bath Color <i>p.17</i>	
<input type="radio"/> White 01 <input type="radio"/> Biscuit 02	Included
Standard Base Color <i>BAMBASE-XX</i>	
Same as bath color XX	Included

Options UPCHARGE APPLICABLE

Clear Acrylic Grab Bars <i>BGBG10-XX p.16</i>			
<input type="radio"/> Chrome 07 <input type="radio"/> Brushed Nickel 09 inserts		\$60	
Bath Pillow <i>BPILLOW p.252</i>		\$240	
Comfort Cushion <i>BCUSHIONA p.253</i>		\$540	
<input type="radio"/> Grey 05 <input type="radio"/> Black 06			
Drain & Overflow <i>p.14</i>	Integrated ZenFlow [†] <i>BOVERINZF-XX</i>	Integrated with trim <i>BOVERIN-XX</i>	16" x 35" <i>BOVER16-XX</i>
<input type="radio"/> Chrome 07	\$40	\$70	\$95
<input type="radio"/> White 01 <input type="radio"/> Biscuit 02	Incl.	\$40	\$125
<input type="radio"/> Brushed Nickel 09	\$40	\$70	\$235
<input type="radio"/> Polished Nickel 10	\$40	\$70	\$235
<input type="radio"/> Oil-rubbed Bronze 11	N/A	N/A	\$235
<input type="radio"/> Matte Black 19 <input type="radio"/> Satin Brass 18	\$95	\$125	N/A
Island Tub Drain [™] *** <i>p.15</i>			
Island tub drain [™] <i>BISLDD</i>		\$260	
Cast Iron Island tub drain [™] <i>BISLDDCI</i>		\$310	
If Required by Construction Code			
Brass drain & overflow kit [†] <i>BDRCOB</i>		\$240	
Brass drain kit [†] <i>BDRCB</i>		\$60	
16" x 35" Cable driven brass drain & overflow kit <i>BOVERBR</i>		\$240	

To Order

To complete the ORDER FORM go to our Dealers Portal <https://dealersportal.bainultra.com/extranet/login> or send your order To Orderdesk@bainultra.com

- † Don't forget to indicate raised or flat deck. Specify the finish for the drain & overflow.
- The turbine must be remotely installed.

† ZenFlow: Integrated overflow without a trim.
 ** The AromaCloud[®] is built into the deck (factory installed).
 *** An Island tub drain[™] is required when there is no access under the bath.
 ITD is available only with the 16" x 35" Cable driven brass drain & overflow kit.
 ‡ When ordered with Integrated drain & overflow.
 †† The heated backrests & headrests are independently controlled.

Freestanding
72" x 42" x 27"



Raised deck



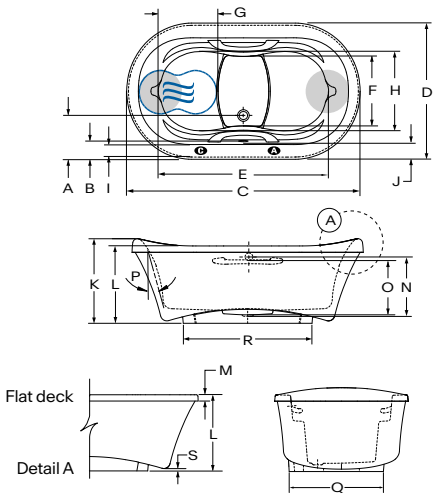
Flat deck



Amma®

Technical Specifications

Available with raised or flat deck.



Letter	Description	Measure
A	Outside edge to center drain	13 1/2"
B	Outside edge to overflow	5 3/8"
C	Total length	72"
D	Total width	42"
E	Bathing well length	52 1/4"
F	Bathing well width at center zone	21 3/8"
G	Raised seat length	18 5/8"
H	Raised seat width	24"
I	Flat surface width	3 7/8"
J	Deck width	5 1/4"
K	Height from bottom of bath to top deck	26 3/8"
L	Height from bottom of bath to top deck	24 1/8"
M	Height from bottom of lip to top deck	2"
N	Height from bottom of drain to center of overflow	18 1/8"
O	Maximum water level (Drain & overflow 16" x 35")	16 3/8"
	Maximum water level (Integrated drain & overflow)	17 3/8"
P	Slope of backrests	18°
Q	Base Width	28 1/2"
R	Base Length	40 1/8"
S	Height from bottom of bath to floor	3/4"

Ⓐ AromaCloud® position Ⓑ Control position when factory-installed (Mia® or DOT)
● Indicates heated backrest (TMU) ☞ Indicates WarmTouchShell® position (Soaker)

Hot water supply required	The hot water supply should be 70% or more of the bath's total water capacity.
Turbine	Access to the pump must be at least 18" x 22". Standard connection is two (2) dedicated breakers: One is 20A, 120 V, 60 Hz, and the other 15A, 120 V, 60 Hz, dedicated lines with a GFCI. Air vent necessary: 2" x 4" minimum.
Others	The Geysair® is located on the same side as the heated backrest. It must not be relocated. It must be connected to the hot water supply and be accessible (provide access). There is a height difference for the flat deck (see drawing Detail A). Faucets may be installed on deck of bath on the drain & overflow side. Overflow preinstalled for easier in-home fitting. The turbine must be remotely installed.

Our products must be installed by certified professionals only and according to our Owner's Manual as well as federal, provincial/state and local building codes and regulations (www.bainultra.com/dealers/dealer-documentation-and-catalog).

Cutting template	#90000059
Approx. shipping weight	290 lb
Turbine power	550 W
Air heater	600 W

Warranty

Controls-LED-Geysair*	5 years
Bath & turbine*	20 years

* Some restrictions apply | www.bainultra.com/warranty

For the installer
Scan to view
installation video
(3:20 min) →



Dimensions are subject to change; measured at external edges. Bathing well measured at air jet level. Tolerance: ±0.25" (±0.64 cm). Ensure bathtub is received prior to any construction. BainUltra® is not responsible for any preparatory work done before product arrival.

amma oval 7242



Product No.

Model Flat deck	TMU BAMVOFN0T-XX	Soaker BAMVOFN0N-XX
Model Raised deck	TMU BAMVOFP0T-XX	Soaker BAMVOFP0N-XX

ThermoMasseur (TMU)

Air Jet System

\$12,645

Jets	58
2 heated backrests & headrests**	Included
MiaPlus® Control	Included
BU-Touch Control Application <i>BUTOUCH</i>	\$495
Geysair®	Included
AromaCloud®** <i>BAROMAC</i>	\$590
Illuzio Chromatherapy <i>BCHRO6</i>	\$995

Soaker

\$9,725

AromaCloud®** <i>BAROMAC</i>	\$590
Illuzio Chromatherapy <i>BCHRO6</i>	\$995
WarmTouchShell® <i>BWTS</i>	\$1,125
DOT Control	Included with therapy
2nd WarmTouchShell® <i>BWTS2</i>	\$370

Features

Installation Type	Freestanding
No. of bathers Imp. gallons 54 US gallons 65 Raised seats 2	
Inverted V 2 Armrests 4 Grab bars (Color match) 2	
Integrated drain & overflow — ZenFlow† <i>BOVERINZF-XX</i>	
<input type="radio"/> White 01 <input type="radio"/> Biscuit 02	Installed & Included
Standard Bath Color p.17	
<input type="radio"/> White 01 <input type="radio"/> Biscuit 02	Included
Standard Base Color <i>BAMBASE-XX</i>	
Same as bath color XX	Included

Options UPCHARGE APPLICABLE

Clear Acrylic Grab Bars *BGBG10-XX* p.16

<input type="radio"/> Chrome 07 <input type="radio"/> Brushed Nickel 09 inserts	\$60
Bath Pillow <i>BPILLOW</i> p.252	\$240
Comfort Cushion <i>BCUSHIONA</i> p.253	\$540
<input type="radio"/> Grey 05 <input type="radio"/> Black 06	

Drain & Overflow p.14

	Integrated ZenFlow† <i>BOVERINZF-XX</i>	Integrated with trim <i>BOVERIN-XX</i>	16" x 35" <i>BOVER16-XX</i>
<input type="radio"/> Chrome 07	\$40	\$70	\$95
<input type="radio"/> White 01 <input type="radio"/> Biscuit 02	Incl.	\$40	\$125
<input type="radio"/> Brushed Nickel 09	\$40	\$70	\$235
<input type="radio"/> Polished Nickel 10	\$40	\$70	\$235
<input type="radio"/> Oil-rubbed Bronze 11	N/A	N/A	\$235
<input type="radio"/> Matte Black 19 <input type="radio"/> Satin Brass 18	\$95	\$125	N/A

Island Tub Drain™*** p.15

Island tub drain™ <i>BISLDD</i>	\$260
Cast Iron Island tub drain™ <i>BISLDDCI</i>	\$310

If Required by Construction Code

Brass drain & overflow kit† <i>BDRCOB</i>	\$240
Brass drain kit† <i>BDRCB</i>	\$60
16" x 35" Cable driven brass drain & overflow kit <i>BOVERBR</i>	\$240

To Order

To complete the ORDER FORM go to our Dealers Portal <https://dealersportal.bainultra.com/extranet/login> or send your order To Orderdesk@bainultra.com

† Don't forget to indicate raised or flat deck. Specify the finish for the drain & overflow. The turbine must be remotely installed.

† ZenFlow: Integrated overflow without a trim.

** The AromaCloud® is built into the deck (factory installed).

*** An Island tub drain™ is required when there is no access under the bath.

ITD is available only with the 16" x 35" Cable driven brass drain & overflow kit.

† When ordered with Integrated drain & overflow.

** The heated backrests & headrests are independently controlled.

Freestanding
72" x 42" x 28"



Raised deck



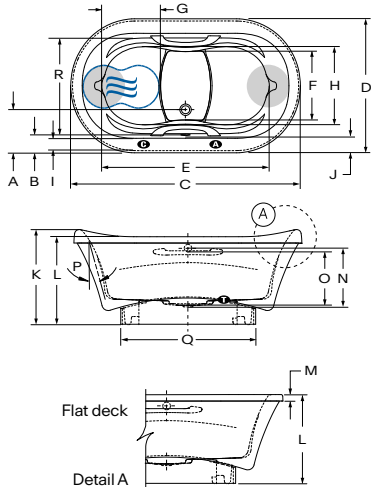
Flat deck



Amma®

Technical Specifications

Available with raised or flat deck.



Letter	Description	Measure
A	Outside edge to center drain	13 1/2"
B	Outside edge to overflow	5 3/8"
C	Total length	72"
D	Total width	42"
E	Bathing well length	52 1/4"
F	Bathing well width at foot area	21 3/8"
G	Raised seat length	18 5/8"
H	Raised seat width	24"
I	Flat surface width	3 7/8"
J	Deck width	5 1/4"
K	Total height to headrest	29 7/8"
L	Height from bottom of bath to top deck	27 5/8"
M	Height from bottom of lip to top deck	2"
N	Height from bottom of drain to center of overflow	18 1/8"
O	Maximum water level (Drain & overflow 16" x 35")	16 3/8"
	Maximum water level (Integrated drain & overflow)	17 3/8"
P	Slope of backrests	18°
Q	Base length	42 5/8"
R	Base width	28 5/8"

Ⓐ AromaCloud® position Ⓑ Control position when factory-installed (Mia® or DOT)
Ⓘ Turbine position (TMU) Ⓒ Indicates heated backrest (TMU)
Ⓔ Indicates WarmTouchShell® position (Soaker)

Hot water supply required	The hot water supply should be 70% or more of the bath's total water capacity.
Turbine	Access to the pump must be at least 18" x 22". Standard connection is two (2) dedicated breakers: One is 20A, 120 V, 60 Hz, and the other 15A, 120 V, 60 Hz, dedicated lines with a GFCI. Air vent necessary: 2" x 4" minimum.
Others	The Geysair® is located on the same side as the heated backrest. It must not be relocated. It must be connected to the hot water supply and be accessible (provide access). There is a height difference for the flat deck (see drawing Detail A). Turbine located under bath and accessible by a removable base cover. Faucets may be installed on deck of bath. Overflow preinstalled for easier in-home fitting. Specify flat or raised deck.

Our products must be installed by certified professionals only and according to our Owner's Manual as well as federal, provincial/state and local building codes and regulations (www.bainultra.com/dealers/dealer-documentation-and-catalog).

Cutting template	#90000036
Approx. shipping weight	290 lb
Turbine power	550 W
Air heater	600 W

Warranty

Controls-LED-Geysair*	5 years
Bath & turbine*	20 years


* Some restrictions apply | www.bainultra.com/warranty

For the installer
Scan to view
installation video
(3:20 min) →



Dimensions are subject to change; measured at external edges. Bathing well measured at air jet level. Tolerance: ±0.25" (±0.64 cm). Ensure bathtub is received prior to any construction. BainUltra® is not responsible for any preparatory work done before product arrival.

bain de ville 6030



Product No.

Model Alcove, Left	TMU BBVBRA0LT-XX	Soaker BBVBRA0LN-XX
Model Alcove, Right	TMU BBVBRA0RT-XX	Soaker BBVBRA0RN-XX

ThermoMasseur (TMU)

Air Jet System	\$3,595
Jets	42
1 heated backrest	Included
Mia® Control	Included
BU-Touch Control Application <i>BUTOUCH</i>	\$495
Geysair®	Included
AromaCloud® <i>BAROMAC</i>	\$590
Illuzio Chromatherapy <i>BCHRO6</i>	\$995

Soaker

AromaCloud® <i>BAROMAC</i>	\$590
Illuzio Chromatherapy <i>BCHRO6</i>	\$995
WarmTouchShell® <i>BWTS</i>	\$1,125
DOT Control	Included with therapy

Features

Installation Type	Alcove (3 walls)
Integrated Skirt & Tile Flange (specify right or left)	Installed & Included
No. of bathers ♀ Imp. gallons 33 US gallons 39	
Integrated drain & overflow — ZenFlow† <i>BOVERINIZF-XX</i>	
<input type="radio"/> White 01 <input type="radio"/> Biscuit 02	Installed & Included
Standard Bath Color p.17	
<input type="radio"/> White 01 <input type="radio"/> Biscuit 02	Included

Options UPCHARGE APPLICABLE

Finish p.17			
<input type="radio"/> UltraVelour Matte Finish (white only) <i>BVEL1</i>			\$650
Control (TMU only) p.13			
MiaPlus®# <i>BMIAP1-XX</i>			\$285
Universal Armrests <i>BGBGU-XX</i> p.16			
<input type="radio"/> White 01			\$895
Bath Pillow <i>BPILOW</i> p.252			\$240
Comfort Cushion <i>BCUSHIONA</i> p.253			\$540
<input type="radio"/> Grey 05 <input type="radio"/> Black 06			
Drain & Overflow p.14	Integrated ZenFlow† <i>BOVERINIZF-XX</i>	Integrated with trim <i>BOVERIN-XX</i>	16" x 35"*** <i>BOVER16-XX</i>
<input type="radio"/> Chrome 07	\$40	\$70	\$95
<input type="radio"/> White 01 <input type="radio"/> Biscuit 02	Incl.	\$40	\$125
<input type="radio"/> Brushed Nickel 09	\$40	\$70	\$235
<input type="radio"/> Polished Nickel 10	\$40	\$70	\$235
<input type="radio"/> Oil-rubbed Bronze 11	N/A	N/A	\$235
<input type="radio"/> Matte Black 19 <input type="radio"/> Satin Brass 18	\$95	\$125	N/A
<input type="radio"/> Matte White 32	\$40	\$70	N/A
If Required by Construction Code			
Brass drain & overflow kit† <i>BDRCOB</i>		\$240	
Brass drain kit† <i>BDRCB</i>		\$60	
16" x 35" Cable driven brass drain & overflow kit <i>BOVERBR</i>		\$240	

To Order

To complete the ORDER FORM go to our Dealers Portal <https://dealersportal.bainultra.com/extranet/login> or send your order To Orderdesk@bainultra.com

† With the AromaCloud® and/or Control on the deck, a complete shower door cannot be installed.

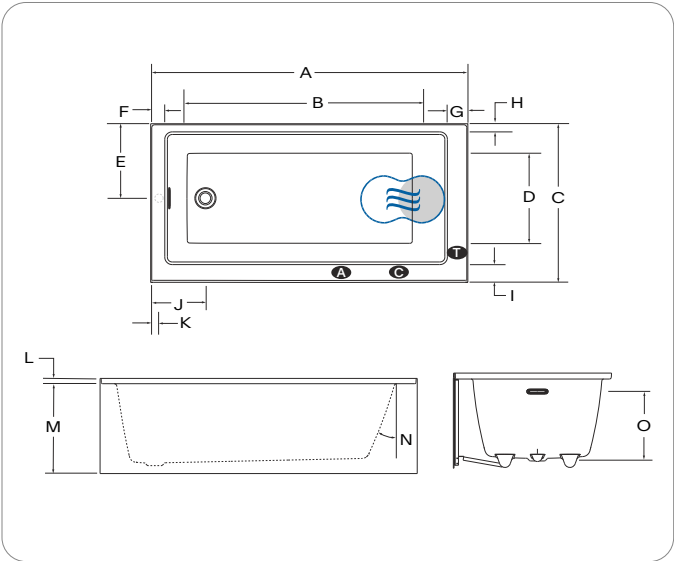
Don't forget to specify the finish of the Integrated drain & overflow.

60" x 30" x 17"



Bain de ville™

Technical Specifications



Letter	Description	Measure
A	Total length	60"
B	Bathing well length	46 3/8"
C	Total width	30"
D	Bathing well width	20 1/2"
E	Outer edge to center drain (right side)	14 1/8"
F	Deck width (drain side)	3 3/8"
G	Deck width (backrest)	4 3/8"
H	Deck width (wall side)	2"
I	Deck width (skirt side)	3 7/8"
J	Outer edge to center drain Integrated drain & overflow (front)	10 3/8"
K	Outer edge to center of overflow Drain & overflow 16" x 35" only	2 3/8"
L	Tile flange height	1"
M	Height from floor to bottom of deck	17"
N	Slope of backrest	21°
O	Maximum water level	12 1/4"

Ⓐ AromaCloud® position Ⓒ Control position when factory-installed (Mia® or DOT)
Ⓓ Turbine position (TMU) Ⓔ Indicates heated backrest (TMU)
Ⓕ Indicates WarmTouchShell® position (Soaker)

Hot water supply required	The hot water supply should be 70% or more of the bath's total water capacity.
Turbine	Turbine is factory installed, so access to the pump must be at least 18" x 22". Standard connection is 20 A, 120 V, 60 Hz, dedicated line with a Ground-Fault Circuit Interrupter (GFCI). For any additional option, a second line is needed 15 A, 120 V, 60 Hz, dedicated line with a GFCI. Air vent necessary: 2" x 4" minimum.
Others	The Geysair® is located on the same side as the heated backrest. It must not be relocated. It must be connected to the hot water supply and be accessible (provide access). Integrated tile flange is included (specify right or left).

Our products must be installed by certified professionals only and according to our Owner's Manual as well as federal, provincial/state and local building codes and regulations (www.bainultra.com/dealers/dealer-documentation-and-catalog).

Approx. shipping weight	125 lb
Turbine power	550 W
Air heater	600 W

Warranty

Controls-LED-Geysair*	5 years
Bath & turbine*	20 years

* Some restrictions apply | www.bainultra.com/warranty

bain de ville 6632



Product No.

Model Alcove, Left	TMU BBVIRAOLT-XX	Soaker BBVIRAOLN-XX
Model Alcove, Right	TMU BBVIRAORT-XX	Soaker BBVIRAORN-XX

ThermoMasseur (TMU)

Air Jet System	\$5,085
Jets	44
1 heated backrest	Included
Mia®	Included
BU-Touch Control Application <i>BUTOUCH</i>	\$495
Geysair®	Included
AromaCloud® <i>BAROMAC</i>	\$590
Illuzio Chromatherapy <i>BCHRO6</i>	\$995

Soaker

AromaCloud® <i>BAROMAC</i>	\$590
Illuzio Chromatherapy <i>BCHRO6</i>	\$995
WarmTouchShell® <i>BWTS</i>	\$1,125
DOT Control	Included with therapy

Features

Installation Type	Alcove (3 walls)
Integrated Skirt & Tile Flange (specify right or left)	Installed & Included
No. of bathers ♀ Imp. gallons 52 US gallons 62	
Integrated drain & overflow — ZenFlow† <i>BOVERINIZF-XX</i>	
<input type="radio"/> White 01 <input type="radio"/> Biscuit 02	Installed & Included
Standard Bath Color p.17	
<input type="radio"/> White 01 <input type="radio"/> Biscuit 02	Included

Options UPCHARGE APPLICABLE

Finish p.17			
<input type="radio"/> UltraVelour Matte Finish (white only) <i>BVEL1</i>			\$650
Control (TMU only) p.13			
MiaPlus®# <i>BMIAP1-XX</i>			\$285
Universal Armrests <i>BGBGU-XX</i> p.16			
<input type="radio"/> White 01			\$895
Bath Pillow <i>BPILLOW</i> p.252			\$240
Comfort Cushion <i>BCUSHIONA</i> p.253			\$540
<input type="radio"/> Grey 05 <input type="radio"/> Black 06			
Drain & Overflow p.14	Integrated ZenFlow† <i>BOVERINIZF-XX</i>	Integrated with trim <i>BOVERIN-XX</i>	16" x 35"*** <i>BOVER16-XX</i>
<input type="radio"/> Chrome 07	\$40	\$70	\$95
<input type="radio"/> White 01 <input type="radio"/> Biscuit 02	Incl.	\$40	\$125
<input type="radio"/> Brushed Nickel 09	\$40	\$70	\$235
<input type="radio"/> Polished Nickel 10	\$40	\$70	\$235
<input type="radio"/> Oil-rubbed Bronze 11	N/A	N/A	\$235
<input type="radio"/> Matte Black 19 <input type="radio"/> Satin Brass 18	\$95	\$125	N/A
<input type="radio"/> Matte White 32	\$40	\$70	N/A
If Required by Construction Code			
Brass drain & overflow kit† <i>BDRCOB</i>		\$240	
Brass drain kit† <i>BDRCB</i>		\$60	
16" x 35" Cable driven brass drain & overflow kit <i>BOVERBR</i>		\$240	

To Order

To complete the ORDER FORM go to our Dealers Portal <https://dealersportal.bainultra.com/extranet/login> or send your order To Orderdesk@bainultra.com

† With the AromaCloud® and/or Control on the deck, a complete shower door cannot be installed.

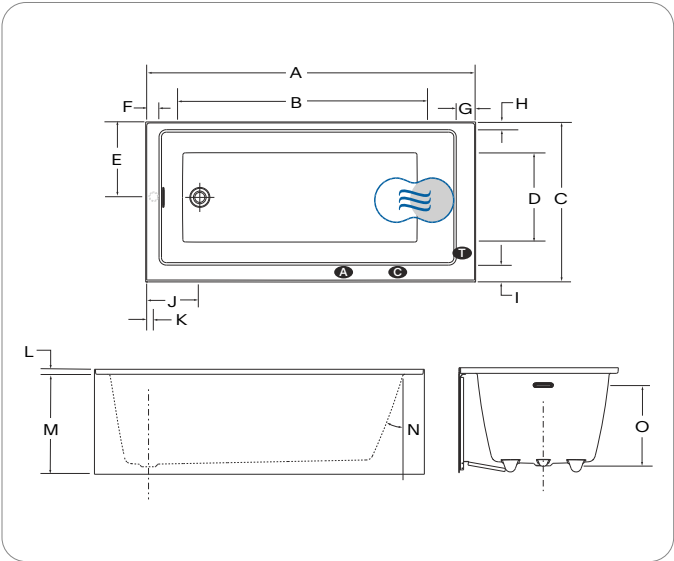
Don't forget to specify the finish of the Integrated drain & overflow.

66" x 32" x 20"



Bain de ville™

Technical Specifications



Letter	Description	Measure
A	Total length	66"
B	Bathing well length	50 5/8"
C	Total width	32"
D	Bathing well width	21 3/8"
E	Outer edge to center drain (right side)	15 1/8"
F	Deck width (drain side)	3 3/8"
G	Deck width (backrest)	4 3/8"
H	Deck width (wall side)	2"
I	Deck width (skirt side)	3 7/8"
J	Outer edge to center drain Integrated drain & overflow (front)	10 7/8"
K	Outer edge to center of overflow Drain & overflow 16" x 35" only	2 5/16"
L	Tile flange height	1"
M	Height from floor to bottom of deck	20"
N	Slope of backrest	21°
O	Maximum water level	16"

Ⓐ AromaCloud® position Ⓑ Control position when factory-installed (Mia® or DOT)
Ⓘ Turbine position (TMU) ● Indicates heated backrest (TMU)
Ⓢ Indicates WarmTouchShell® position (Soaker)

Hot water supply required	The hot water supply should be 70% or more of the bath's total water capacity.
Turbine	Turbine is factory installed, so access to the pump must be at least 18" x 22". Standard connection is 20 A, 120 V, 60 Hz, dedicated line with a Ground-Fault Circuit Interrupter (GFCI). For any additional option, a second line is needed 15 A, 120 V, 60 Hz, dedicated line with a GFCI. Air vent necessary: 2" x 4" minimum.
Others	The Geysair® is located on the same side as the heated backrest. It must not be relocated. It must be connected to the hot water supply and be accessible (provide access).
	Integrated tile flange is included (specify right or left).

Our products must be installed by certified professionals only and according to our Owner's Manual as well as federal, provincial/state and local building codes and regulations (www.bainultra.com/dealers/dealer-documentation-and-catalog).

Approx. shipping weight	140 lb
Turbine power	550 W
Air heater	600 W

Warranty

Controls-LED-Geysair*	5 years
Bath & turbine*	20 years

* Some restrictions apply | www.bainultra.com/warranty

Dimensions are subject to change; measured at external edges. Bathing well measured at air jet level. Tolerance: ±0.25" (±0.64 cm). Ensure bathtub is received prior to any construction. BainUltra® is not responsible for any preparatory work done before product arrival.

cella 6636

Balneo®



With flat deck

Product No.

Model Flat deck	TMU BBCLOFN0T-XX	Soaker BBCLOFN0N-XX
Model Rolled deck	TMU BBCLOFP0T-XX	Soaker BBCLOFP0N-XX

ThermoMasseur (TMU)

Air Jet System	\$10,145
Jets	38
1 heated backrest	Included
MiaPlus® Control*	Included
BU-Touch Control Application	Included
Geysair®	Included
AromaCloud®** BAROMAC	\$590
Illuzio Chromatherapy BCHRO6	\$995
2nd heated backrest (WTS-1 zone) BSHB	\$1,125

Soaker

AromaCloud®** BAROMAC	\$590
Illuzio Chromatherapy BCHRO6	\$995
WarmTouchShell® BWTS	\$1,125
DOT Control	Included with therapy
2nd WarmTouchShell® BWTS2	\$370

Features

Installation Type	Freestanding
No. of bathers ♀♂	Imp. gallons 40 US gallons 48
Standard Bath Color p.17	
<input type="radio"/> White 01 <input type="radio"/> Biscuit 02	Included
Claw Feet (specify finish) BFEET-XX p.16	
<input type="radio"/> Chrome 07 <input type="radio"/> Brushed Nickel 09 <input type="radio"/> Polished Nickel 10	<input type="radio"/> Oil-rubbed Bronze 11 <input type="radio"/> Unplated 00
	Included

Options UPCHARGE APPLICABLE


Universal Armrests BGBGU-XX p.16	
<input type="radio"/> White 01	\$895
For Air Supply Only	
Decorative pipe (1½" x 6")	\$55
Decorative pipe (1½" x 24")	\$200
Pipe concealer (3" x 5 ¼")	\$105
Elbow (45°)	\$80
Elbow (90°)	\$105
Bath Pillow BPILLOW p.252	\$240
Comfort Cushion (with flat deck only) BCUSHIONA p.253	\$540
<input type="radio"/> Grey 05 <input type="radio"/> Black 06	
Drain & Overflow p.14	D13 BOVERD13-XX
<input type="radio"/> Chrome 07	\$500
<input type="radio"/> Brushed Nickel 09	\$500
<input type="radio"/> Polished Nickel 10	\$500
<input type="radio"/> Unplated 00	\$500

To Order

To complete the ORDER FORM go to our Dealers Portal <https://dealersportal.bainultra.com/extranet/login> or send your order To Orderdesk@bainultra.com

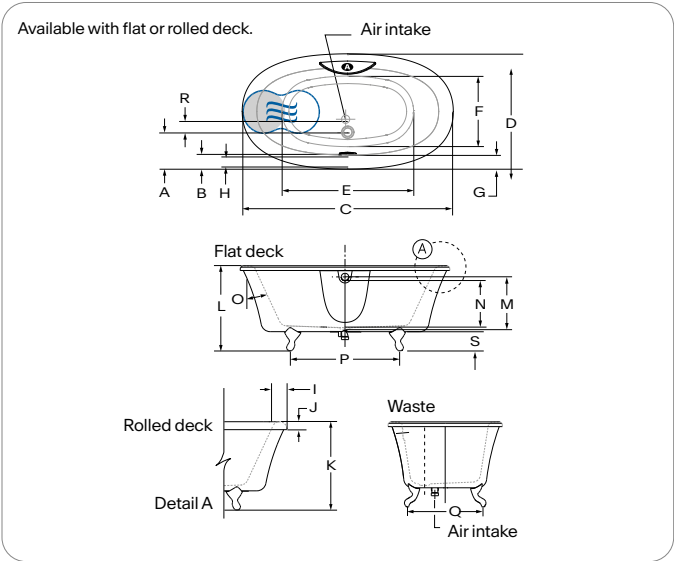
⚠ Don't forget to indicate raised or flat deck. Specify the finish for the drain & overflow.

Freestanding
66" x 36" x 27"



BainUltra®

Technical Specifications



Letter	Description	Measure
A	Outside edge to center drain	11 1/2"
B	Outside edge to overflow	4 5/8"
C	Total length	66"
D	Total width	36"
E	Bathing well length	42 3/8"
F	Bathing well width	22 1/4"
G	Deck width	4 1/4"
H	Flat surface width	3"
I	Rolled deck width	4 3/4"
J	Height from bottom of lip to top deck	2 1/2"
K	Height from clawfoot to top of lip	27 3/4"
L	Height from clawfoot to top of lip	26 3/4"
M	Height from bottom of drain to center of overflow	16 5/8"
N	Maximum water level	14 7/8"
O	Slope of backrests	25°
P	Length between clawfeet	34 5/8"
Q	Width between clawfeet	23 1/2"
R	Center drain to center air intake	3 1/4"
S	Clearance from floor to bottom of bath	4 1/2"

● AromaCloud® position ● Indicates heated backrest (TMU)
⊞ Indicates WarmTouchShell® position (Soaker)

Hot water supply required	The hot water supply should be 70% or more of the bath's total water capacity.
Turbine	Access to the pump must be at least 18" x 22". Standard connection is 20 A, 120 V, 60 Hz, dedicated line with a ground-fault circuit interrupter (GFCI). For any additional option, a second line is needed 15 A, 120 V, 60 Hz, dedicated line with a GFCI. Air vent necessary: 2" x 4" minimum.
Others	The Geysair® is located on the same side as the heated backrest. It must not be relocated. It must be connected to the hot water supply and be accessible (provide access). There is a height difference for the rolled deck (see drawing Detail A). Faucets must be freestanding or wall-mounted. The turbine must be remotely installed. TMU: Control must be wall-mounted. Soaker: DOT Controls are located on either sides of the AromaCloud® (see page 9, position of DOT Control).

Cutting template	# 90000055
Approx. shipping weight	285 lb
Turbine power	550 W
Air heater	600 W

Warranty

Controls-LED-Geysair*	5 years
Bath & turbine*	20 years

Our products must be installed by certified professionals only and according to our Owner's Manual as well as federal, provincial/state and local building codes and regulations (www.bainultra.com/dealers/dealer-documentation-and-catalog).

* Some restrictions apply | www.bainultra.com/warranty

For the installer
Scan to view
installation video
(3:20 min) →



Dimensions are subject to change; measured at external edges. Bathing well measured at air jet level. Tolerance: ±0.25" (±0.64 cm). Ensure bathtub is received prior to any construction. BainUltra® is not responsible for any preparatory work done before product arrival.

cella 7240



Product No.

Model Flat deck	TMU BBCUOFN0T-XX	Soaker BBCUOFN0N-XX
Model Rolled deck	TMU BBCUOFF0T-XX	Soaker BBCUOFF0N-XX

ThermoMasseur (TMU)

Air Jet System	\$11,100
Jets	40
1 heated backrest	Included
MiaPlus® Control*	Included
BU-Touch Control Application	Included
Geysair®	Included
AromaCloud®** BAROMAC	\$590
Illuzio Chromatherapy BCHRO6	\$995
2nd heated backrest (WTS-1 zone) BSHB	\$1,125

Soaker

AromaCloud®** BAROMAC	\$590
Illuzio Chromatherapy BCHRO6	\$995
WarmTouchShell® BWTS	\$1,125
DOT Control	Included with therapy
2nd WarmTouchShell® BWTS2	\$370

Features

Installation Type	Freestanding
No. of bathers	2
Imp. gallons	49
US gallons	59
Standard Bath Color p.17	
White 01	Included
Biscuit 02	
Claw Feet (specify finish) BFEET-XX p.16	
Chrome 07	Included
Brushed Nickel 09	
Polished Nickel 10	
Oil-rubbed Bronze 11	
Unplated 00	

Options UPCHARGE APPLICABLE



Universal Armrests BGBGU-XX p.16	
White 01	\$895
For Air Supply Only	
Decorative pipe (1½" x 6")	\$55
Decorative pipe (1½" x 24")	\$200
Pipe concealer (3" x 5¼")	\$105
Elbow (45°)	\$80
Elbow (90°)	\$105
Bath Pillow BPILLOW p.252	\$240
Comfort Cushion (with flat deck only) BCUSHIONA p.253	\$540
Grey 05	
Black 06	
Drain & Overflow p.14	D13 BOVERD13-XX
Chrome 07	\$500
Brushed Nickel 09	\$500
Polished Nickel 10	\$500
Unplated 00	\$500

To Order

To complete the ORDER FORM go to our Dealers Portal <https://dealersportal.bainultra.com/extranet/login> or send your order To Orderdesk@bainultra.com

Don't forget to indicate flat or rolled deck, as well as the selected finish for the claw feet.

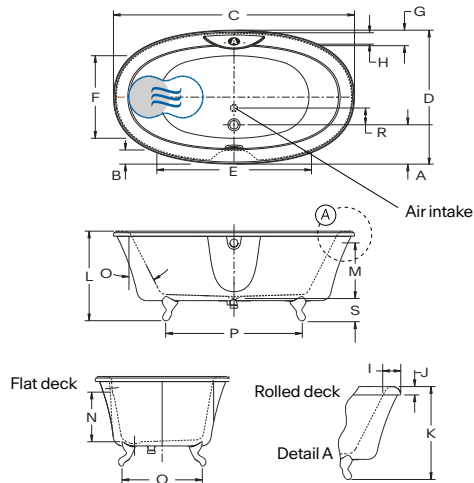
Freestanding 72" x 40" x 27"



BainUltra®

Technical Specifications

Available with flat or rolled deck.



Letter	Description	Measure
A	Outside edge to center drain	11 3/4"
B	Outside edge to overflow	4 3/8"
C	Total length	72"
D	Total width	40"
E	Bathing well length	46 1/8"
F	Bathing well width	24 3/4"
G	Deck width	4 5/8"
H	Flat surface width	3 3/8"
I	Rolled deck width	5 3/8"
J	Height from bottom of lip to top deck	2 1/2"
K	Height from clawfoot to top of lip	27 3/4"
L	Height from clawfoot to top of lip	26 3/4"
M	Height from bottom of drain to center of overflow	16 5/8"
N	Maximum water level	14 7/8"
O	Slope of backrests	27°
P	Length between clawfeet	40 3/4"
Q	Width between clawfeet	24"
R	Center drain to center air intake	5"
S	Clearance from floor to bottom of bath	4 1/2"

● AromaCloud® position ● Indicates heated backrest (TMU)
⊞ Indicates WarmTouchShell® position (Soaker)

Hot water supply required	The hot water supply should be 70% or more of the bath's total water capacity.
Turbine	Access to the pump must be at least 18" x 22". Standard connection is 20 A, 120 V, 60 Hz, dedicated line with a ground-fault circuit interrupter (GFCI). For any additional option, a second line is needed 15 A, 120 V, 60 Hz, dedicated line with a GFCI. Air vent necessary: 2" x 4" minimum.
Others	The Geysair® is located on the same side as the heated backrest. It must not be relocated. It must be connected to the hot water supply and be accessible (provide access). There is a height difference for the rolled deck (see drawing Detail A). Faucets must be freestanding or wall-mounted. The turbine must be remotely installed. TMU: Control must be wall-mounted. Soaker: DOT Controls are located on either sides of the AromaCloud® (see page 9, position of DOT Control).

Cutting template	# 90000001
Approx. shipping weight	297 lb
Turbine power	550 W
Air heater	600 W

Warranty

Controls-LED-Geysair*	5 years
Bath & turbine*	20 years

Our products must be installed by certified professionals only and according to our Owner's Manual as well as federal, provincial/state and local building codes and regulations (www.bainultra.com/dealers/dealer-documentation-and-catalog).

* Some restrictions apply | www.bainultra.com/warranty

For the installer
Scan to view
installation video
(3:20 min) →



Dimensions are subject to change; measured at external edges. Bathing well measured at air jet level. Tolerance: ±0.25" (±0.64 cm). Ensure bathtub is received prior to any construction. BainUltra® is not responsible for any preparatory work done before product arrival.

naos 6636

Balneo®



With rolled deck

Product No.

Model Flat deck	TMU BBNLOFN0T-XX	Soaker BBNLOFNON-XX
Model Rolled deck	TMU BBNLOFP0T-XX	Soaker BBNLOFPON-XX

ThermoMasseur (TMU)

Air Jet System	\$11,240
Jets	38
1 heated backrest	Included
MiaPlus® Control*	Included
BU-Touch Control Application	Included
Geysair®	Included
AromaCloud®** BAROMAC	\$590
Illuzio Chromatherapy BCHRO6	\$995
2nd heated backrest (WTS-1 zone) BSHB	\$1,125

Soaker

AromaCloud®** BAROMAC	\$590
Illuzio Chromatherapy BCHRO6	\$995
WarmTouchShell® BWTS	\$1,125
DOT Control	Included with therapy
2nd WarmTouchShell® BWTS2	\$370

Features

Installation Type	Freestanding
No. of bathers ♀♂	Imp. gallons 40 US gallons 48
Standard Bath Color p.17	
<input type="radio"/> White 01 <input type="radio"/> Biscuit 02	Included

Options UPCHARGE APPLICABLE


Universal Armrests BGBGU-XX p.16	
<input type="radio"/> White 01	\$895
For Air Supply Only	
Decorative pipe (1½" x 6")	\$55
Decorative pipe (1½" x 24")	\$200
Pipe concealer (3" x 5 ¼")	\$105
Elbow (45°)	\$80
Elbow (90°)	\$105
Bath Pillow BPILLOW p.252	\$240
Comfort Cushion (with flat deck only) BCUSHIONA p.253	\$540
<input type="radio"/> Grey 05 <input type="radio"/> Black 06	
Drain & Overflow p.14	D13 BOVERD13-XX
<input type="radio"/> Chrome 07	\$500
<input type="radio"/> Brushed Nickel 09	\$500
<input type="radio"/> Polished Nickel 10	\$500
<input type="radio"/> Unplated 00	\$500

To Order

To complete the ORDER FORM go to our Dealers Portal <https://dealersportal.bainultra.com/extranet/login> or send your order To Orderdesk@bainultra.com

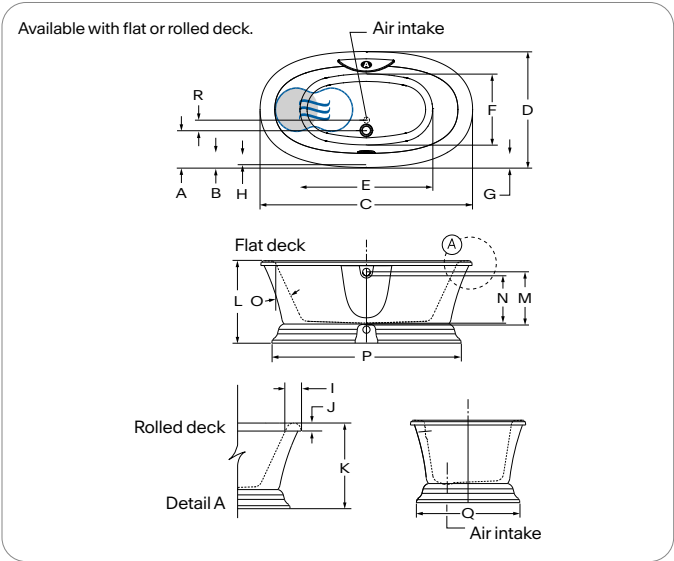
☞ Don't forget to indicate flat or rolled deck.

Freestanding
66" x 36" x 25"



BainUltra®

Technical Specifications



Letter	Description	Measure
A	Outside edge to center drain	11 1/2"
B	Outside edge to overflow	4 5/8"
C	Total length	66"
D	Total width	36"
E	Bathing well length	42 3/8"
F	Bathing well width	22 1/4"
G	Deck width	4 1/4"
H	Flat surface width	3"
I	Rolled deck width	4 3/4"
J	Height from bottom of lip to top deck	2 1/2"
K	Height from bottom of bath to top deck	26 3/4"
L	Height from bottom of bath to top deck	25 3/4"
M	Height from bottom of drain to center of overflow	16 5/8"
N	Maximum water level	14 7/8"
O	Slope of backrests	25°
P	Base length	59 1/8"
Q	Base width	32 1/4"
R	Center drain to center air intake	3 1/4"

Ⓐ AromaCloud® position ● Indicates heated backrest (TMU)
Ⓢ Indicates WarmTouchShell® position (Soaker)

Hot water supply required	The hot water supply should be 70% or more of the bath's total water capacity.
Turbine	Access to the pump must be at least 18" x 22". Standard connection is 20 A, 120 V, 60 Hz, dedicated line with a ground-fault circuit interrupter (GFCI). For any additional option, a second line is needed 15 A, 120 V, 60 Hz, dedicated line with a GFCI. Air vent necessary: 2" x 4" minimum.
Others	The Geysair® is located on the same side as the heated backrest. It must not be relocated. It must be connected to the hot water supply and be accessible (provide access). There is a height difference for the rolled deck (see drawing Detail A). Faucets must be freestanding or wall-mounted. The turbine must be remotely installed. TMU: Control must be wall-mounted. Soaker: DOT Controls are located on either sides of the AromaCloud® (see page 9, position of DOT Control).

Cutting template	# 90000055
Approx. shipping weight	265 lb
Turbine power	550 W
Air heater	600 W

Warranty

Controls-LED-Geysair*	5 years
Bath & turbine*	20 years

Our products must be installed by certified professionals only and according to our Owner's Manual as well as federal, provincial/state and local building codes and regulations (www.bainultra.com/dealers/dealer-documentation-and-catalog).

* Some restrictions apply | www.bainultra.com/warranty

For the installer
Scan to view
installation video
(3:20 min) →



Dimensions are subject to change; measured at external edges. Bathing well measured at air jet level. Tolerance: ±0.25" (±0.64 cm). Ensure bathtub is received prior to any construction. BainUltra® is not responsible for any preparatory work done before product arrival.

naos 7240



Product No.

Model Flat deck	TMU BBNUOFN0T-XX	Soaker BBNUOFN0N-XX
Model Rolled deck	TMU BBNUOFP0T-XX	Soaker BBNUOFP0N-XX

ThermoMasseur (TMU)

Air Jet System	\$12,055
Jets	40
1 heated backrest	Included
MiaPlus® Control*	Included
BU-Touch Control Application	Included
Geysair®	Included
AromaCloud®** BAROMAC	\$590
Illuzio Chromatherapy BCHRO6	\$995
2nd heated backrest (WTS-1 zone) BSHB	\$1,125

Soaker

AromaCloud®** BAROMAC	\$590
Illuzio Chromatherapy BCHRO6	\$995
WarmTouchShell® BWTS	\$1,125
DOT Control	Included with therapy
2nd WarmTouchShell® BWTS2	\$370

Features

Installation Type	Freestanding
No. of bathers ♀♂ Imp. gallons 49 US gallons 59	
Standard Bath Color p.17	
<input type="radio"/> White 01 <input type="radio"/> Biscuit 02	Included

Options UPCHARGE APPLICABLE


Universal Armrests BGBGU-XX p.16	
<input type="radio"/> White 01	\$895
For Air Supply Only	
Decorative pipe (1 1/2" x 6")	\$55
Decorative pipe (1 1/2" x 24")	\$200
Pipe concealer (3" x 5 1/4")	\$105
Elbow (45°)	\$80
Elbow (90°)	\$105
Bath Pillow BPILLOW p.252	\$240
Comfort Cushion (with flat deck only) BCUSHIONA p.253	\$540
<input type="radio"/> Grey 05 <input type="radio"/> Black 06	
Drain & Overflow p.14	D13 BOVERD13-XX
<input type="radio"/> Chrome 07	\$500
<input type="radio"/> Brushed Nickel 09	\$500
<input type="radio"/> Polished Nickel 10	\$500
<input type="radio"/> Unplated 00	\$500

To Order

To complete the ORDER FORM go to our Dealers Portal <https://dealersportal.bainultra.com/extranet/login> or send your order To Orderdesk@bainultra.com

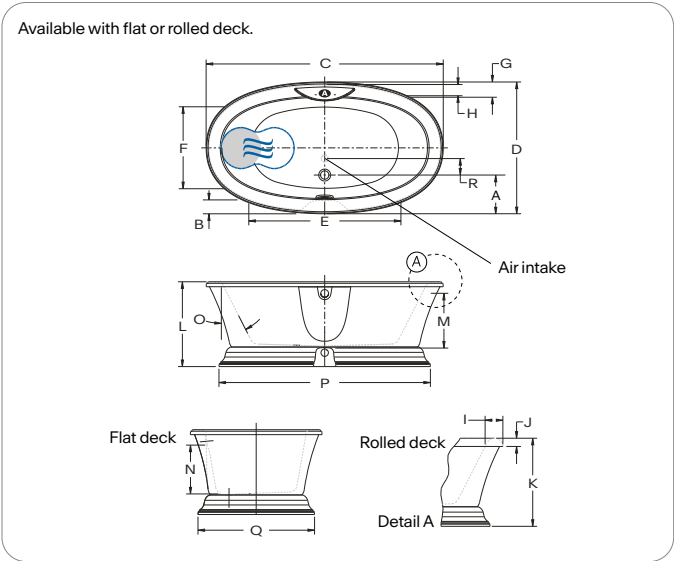
☛ Don't forget to indicate flat or rolled deck.

Freestanding
72" x 40" x 25"



BainUltra®

Technical Specifications



Letter	Description	Measure
A	Outside edge to center drain	11 3/4"
B	Outside edge to overflow	4 3/8"
C	Total length	72"
D	Total width	40"
E	Bathing well length	46 1/8"
F	Bathing well width	24 7/8"
G	Deck width	4 5/8"
H	Flat surface width	3 3/8"
I	Rolled deck width	5 5/8"
J	Height from bottom of lip to top deck	2 1/2"
K	Height from bottom of bath to top deck	26 3/4"
L	Height from bottom of bath to top deck	25 3/4"
M	Height from bottom of drain to center of overflow	16 5/8"
N	Maximum water level	14 7/8"
O	Slope of backrests	27°
P	Base length	64 1/4"
Q	Base width	35 3/8"
R	Center drain to center air intake	5"

● AromaCloud® position ● Indicates heated backrest (TMU)
⊕ Indicates WarmTouchShell® position (Soaker)

Hot water supply required	The hot water supply should be 70% or more of the bath's total water capacity.
Turbine	Access to the pump must be at least 18" x 22". Standard connection is 20 A, 120 V, 60 Hz, dedicated line with a ground-fault circuit interrupter (GFCI). For any additional option, a second line is needed 15 A, 120 V, 60 Hz, dedicated line with a GFCI. Air vent necessary: 2" x 4" minimum.
Others	The Geysair® is located on the same side as the heated backrest. It must not be relocated. It must be connected to the hot water supply and be accessible (provide access). There is a height difference for the rolled deck (see drawing Detail A). Faucets must be freestanding or wall-mounted. The turbine must be remotely installed. TMU: Control must be wall-mounted. Soaker: DOT Controls are located on either sides of the AromaCloud® (see page 9, position of DOT Control).

Cutting template	# 90000001
Approx. shipping weight	285 lb
Turbine power	550 W
Air heater	600 W

Warranty

Controls-LED-Geysair*	5 years
Bath & turbine*	20 years

For the installer
Scan to view
installation video
(3:20 min) →



Dimensions are subject to change; measured at external edges. Bathing well measured at air jet level. Tolerance: ±0.25" (±0.64 cm). Ensure bathtub is received prior to any construction. BainUltra® is not responsible for any preparatory work done before product arrival.

* Some restrictions apply | www.bainultra.com/warranty

sanos 6636



With flat deck

Product No.

Model Flat deck	TMU BBSLOFN0T-XX	Soaker BBSLOFN0N-XX
Model Rolled deck	TMU BBSLOFP0T-XX	Soaker BBSLOFP0N-XX

ThermoMasseur (TMU)

Air Jet System	\$9,880
Jets	38
1 heated backrest	Included
MiaPlus® Control*	Included
BU-Touch Control Application <i>BUTOUCH</i>	Included
Geysair®	Included
AromaCloud®** <i>BAROMAC</i>	\$590
Illuzio Chromatherapy <i>BCHRO6</i>	\$995
2nd heated backrest (WTS-1 zone) <i>BSHB</i>	\$1,125

Soaker

AromaCloud®** <i>BAROMAC</i>	\$590
Illuzio Chromatherapy <i>BCHRO6</i>	\$995
WarmTouchShell® <i>BWTS</i>	\$1,125
DOT Control	Included with therapy
2nd WarmTouchShell® <i>BWTS2</i>	\$370

Features

Installation Type	Freestanding
No. of bathers 🧑🧑	Imp. gallons 40 US gallons 48
Standard Bath Color p.17	
<input type="radio"/> White 01 <input type="radio"/> Biscuit 02	Included

Options UPCHARGE APPLICABLE


Universal Armrests <i>BGBGU-XX</i> p.16	
<input type="radio"/> White 01	\$895
For Air Supply Only	
Decorative pipe (1½" x 6")	\$55
Decorative pipe (1½" x 24")	\$200
Pipe concealer (3" x 5 ¼")	\$105
Elbow (45°)	\$80
Elbow (90°)	\$105
Bath Pillow <i>BPILLOW</i> p.252	\$240
Comfort Cushion (with flat deck only) <i>BCUSHIONA</i> p.253	\$540
<input type="radio"/> Grey 05 <input type="radio"/> Black 06	
Drain & Overflow p.14	
	D13 <i>BOVERD13-XX</i>
<input type="radio"/> Chrome 07	\$500
<input type="radio"/> Brushed Nickel 09	\$500
<input type="radio"/> Polished Nickel 10	\$500
<input type="radio"/> Unplated 00	\$500

To Order

To complete the ORDER FORM go to our Dealers Portal <https://dealersportal.bainultra.com/extranet/login> or send your order To Orderdesk@bainultra.com

🔑 Don't forget to indicate flat or rolled deck.

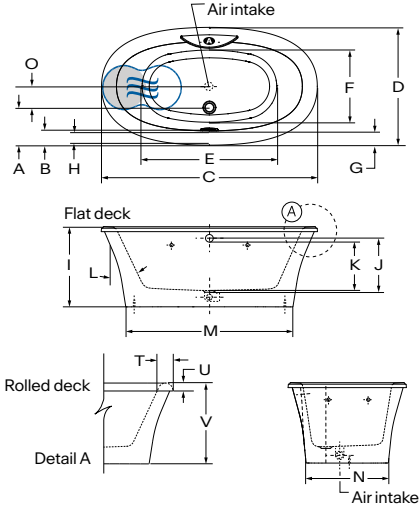
Freestanding
66" x 36" x 24"



Baineo®

Technical Specifications

Available with flat or rolled deck.



Letter	Description	Measure
A	Outside edge to center drain	11 1/2"
B	Outside edge to overflow	4 5/8"
C	Total length	66"
D	Total width	36"
E	Bathing well length	42 3/8"
F	Bathing well width	22 1/4"
G	Deck width	4 1/4"
H	Flat surface width	3"
I	Height from bottom of bath to top deck	24 1/2"
J	Height from bottom of drain to center of overflow	16 5/8"
K	Maximum water level	14 7/8"
L	Slope of backrests	25°
M	Base length	50 7/8"
N	Base width	24 7/8"
O	Center drain to center air intake	3 1/4"
T	Rollled deck width	4 3/4"
U	Height from bottom of lip to top deck	2 1/2"
V	Height from bottom of bath to top deck	25 1/2"

● AromaCloud® position ● Indicates heated backrest (TMU)
⊞ Indicates WarmTouchShell® position (Soaker)

Hot water supply required	The hot water supply should be 70% or more of the bath's total water capacity.
Turbine	Access to the pump must be at least 18" x 22". Standard connection is 20 A, 120 V, 60 Hz, dedicated line with a ground-fault circuit interrupter (GFCI). For any additional option, a second line is needed 15 A, 120 V, 60 Hz, dedicated line with a GFCI. Air vent necessary: 2" x 4" minimum.
Others	The Geysair® is located on the same side as the heated backrest. It must not be relocated. It must be connected to the hot water supply and be accessible (provide access). There is a height difference for the rolled deck (see drawing Detail A). Faucets must be freestanding or wall-mounted. The turbine must be remotely installed. TMU: Control must be wall-mounted. Soaker: DOT Controls are located on either sides of the AromaCloud® (see page 9, position of DOT Control).

Cutting template	# 90000055
Approx. shipping weight	240 lb
Turbine power	550 W
Air heater	600 W

Warranty

Controls–LED–Geysair*	5 years
Bath & turbine*	20 years

Our products must be installed by certified professionals only and according to our Owner's Manual as well as federal, provincial/state and local building codes and regulations (www.bainultra.com/dealers/dealer-documentation-and-catalog).

* Some restrictions apply | www.bainultra.com/warranty

For the installer
Scan to view
installation video
(3:20 min) →



Dimensions are subject to change; measured at external edges. Bathing well measured at air jet level. Tolerance: ±0.25" (±0.64 cm). Ensure bathtub is received prior to any construction. BainUltra® is not responsible for any preparatory work done before product arrival.

sanos 7240



Product No.

Model Flat deck	TMU BBSUOFN0T-XX	Soaker BBSUOFN0N-XX
Model Rolled deck	TMU BBSUOFN0T-XX	Soaker BBSUOFN0N-XX

ThermoMasseur (TMU)

Air Jet System	\$10,560
Jets	40
1 heated backrest	Included
MiaPlus® Control*	Included
BU-Touch Control Application <i>BUTOUCH</i>	Included
Geysair®	Included
AromaCloud®** <i>BAROMAC</i>	\$590
Illuzio Chromatherapy <i>BCHRO6</i>	\$995
2nd heated backrest (WTS-1 zone) <i>BSHB</i>	\$1,125

Soaker

AromaCloud®** <i>BAROMAC</i>	\$590
Illuzio Chromatherapy <i>BCHRO6</i>	\$995
WarmTouchShell® <i>BWTS</i>	\$1,125
DOT Control	Included with therapy
2nd WarmTouchShell® <i>BWTS2</i>	\$370

Features

Installation Type	Freestanding
No. of bathers ♀♂ Imp. gallons 49 US gallons 59	
Standard Bath Color p.17	
<input type="radio"/> White 01 <input type="radio"/> Biscuit 02	Included

Options UPCHARGE APPLICABLE


Universal Armrests <i>BGBGU-XX</i> p.16	
<input type="radio"/> White 01	\$895
For Air Supply Only	
Decorative pipe (1½" x 6")	\$55
Decorative pipe (1½" x 24")	\$200
Pipe concealer (3" x 5¼")	\$105
Elbow (45°)	\$80
Elbow (90°)	\$105
Bath Pillow <i>BPILLOW</i> p.252	\$240
Comfort Cushion (with flat deck only) <i>BCUSHIONA</i> p.253	\$540
<input type="radio"/> Grey 05 <input type="radio"/> Black 06	
Drain & Overflow p.14	
<small>D13 BOVERD13-XX</small>	
<input type="radio"/> Chrome 07	\$500
<input type="radio"/> Brushed Nickel 09	\$500
<input type="radio"/> Polished Nickel 10	\$500
<input type="radio"/> Unplated 00	\$500

To Order

To complete the ORDER FORM go to our Dealers Portal <https://dealersportal.bainultra.com/extranet/login> or send your order To Orderdesk@bainultra.com

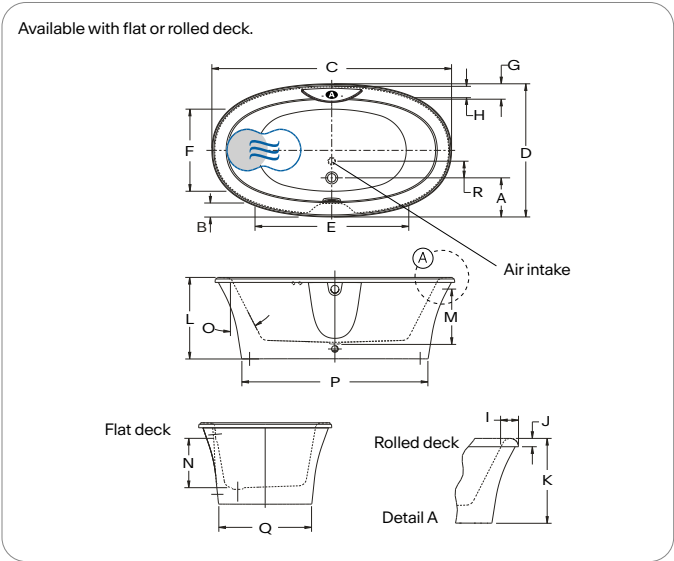
♀ Don't forget to indicate flat or rolled deck.

Freestanding
72" x 40" x 24"



Baineo®

Technical Specifications



Letter	Description	Measure
A	Outside edge to center drain	11 3/4"
B	Outside edge to overflow	4 3/8"
C	Total length	72"
D	Total width	40"
E	Bathing well length	46 1/8"
F	Bathing well width	24 3/4"
G	Deck width	4 5/8"
H	Flat surface width	3 3/8"
I	Rolled deck width	5 3/8"
J	Height from bottom of lip to top deck	2 1/2"
K	Height from bottom of bath to top deck	25 1/2"
L	Height from bottom of bath to top deck	24 1/2"
M	Height from bottom of drain to center of overflow	16 5/8"
N	Maximum water level	14 7/8"
O	Slope of backrests	27°
P	Base length	55 7/8"
Q	Base width	27 7/8"
R	Center drain to center air intake	5"

● AromaCloud® position ● Indicates heated backrest (TMU)
⊗ Indicates WarmTouchShell® position (Soaker)

Hot water supply required	The hot water supply should be 70% or more of the bath's total water capacity.
Turbine	Access to the pump must be at least 18" x 22". Standard connection is 20 A. 120 V, 60 Hz, dedicated line with a ground-fault circuit interrupter (GFCI). For any additional option, a second line is needed 15 A. 120 V, 60 Hz, dedicated line with a GFCI. Air vent necessary: 2" x 4" minimum.
Others	The Geysair® is located on the same side as the heated backrest. It must not be relocated. It must be connected to the hot water supply and be accessible (provide access). There is a height difference for the rolled deck (see drawing Detail A). Faucets must be freestanding or wall-mounted. The turbine must be remotely installed. TMU: Control must be wall-mounted. Soaker: DOT Controls are located on either sides of the AromaCloud® (see page 9, position of DOT Control).

Cutting template	# 90000001
Approx. shipping weight	260 lb
Turbine power	550 W
Air heater	600 W

Warranty

Controls-LED-Geysair*	5 years
Bath & turbine*	20 years

Our products must be installed by certified professionals only and according to our Owner's Manual as well as federal, provincial/state and local building codes and regulations (www.bainultra.com/dealers/dealer-documentation-and-catalog).

* Some restrictions apply | www.bainultra.com/warranty

For the installer
Scan to view
installation video
(3:20 min) →



Dimensions are subject to change; measured at external edges. Bathing well measured at air jet level. Tolerance: ±0.25" (±0.64 cm). Ensure bathtub is received prior to any construction. BainUltra® is not responsible for any preparatory work done before product arrival.

beone 4639



Product No.

Model Freestanding TMU BBODOF00T-XX Soaker BBODOF00N-XX

ThermoMasseur (TMU)

Air Jet System

Jets	40
1 heated backrest	Included
MiaPlus® Control*	Included
BU-Touch Control Application	Included
Geysair®	Included
Illuzio Chromatherapy <i>BCHRO6</i>	\$995

\$9,360

Soaker

Illuzio Chromatherapy <i>BCHRO6</i>	\$995
WarmTouchShell® <i>BWTS</i>	\$1,125
DOT Control	Included with therapy

\$7,280

Features

Installation Type	Freestanding
No. of bathers ♀ Imp. gallons 44 US gallons 53 Raised seat 1	
Integrated Drain & Overflow — with Trim <i>BOVERINI-01</i>	
White 01	Installed & Included
Standard Bath Color p.17	
White 01	Included

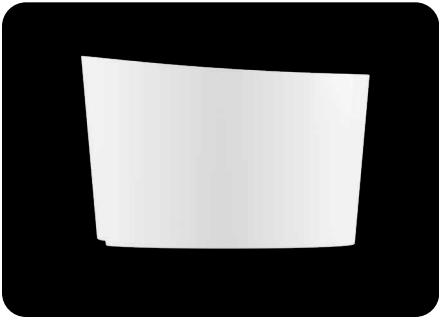
Options UPCHARGE APPLICABLE

Bath Color p.17	
Black / White 66	\$475
Finish p.17	
UltraVelour Matte Finish (white only) <i>BVEL2</i>	\$850
Drain & Overflow p.14	Integrated with trim <i>BOVERINI-XX</i>
White 01 Chrome 07	Incl.
Brushed Nickel 09	Incl.
Polished Nickel 10	Incl.
Matte Black 19 Satin Brass 18	\$125
Island Tub Drain™*** p.15	
Island tub drain™ <i>BISLDD</i>	\$260
Cast Iron Island tub drain™ <i>BISLDDCI</i>	\$310
If Required by Construction Code	
Brass drain & overflow kit <i>BDRCOB</i>	\$240
Brass drain kit <i>BDRCB</i>	\$60

To Order

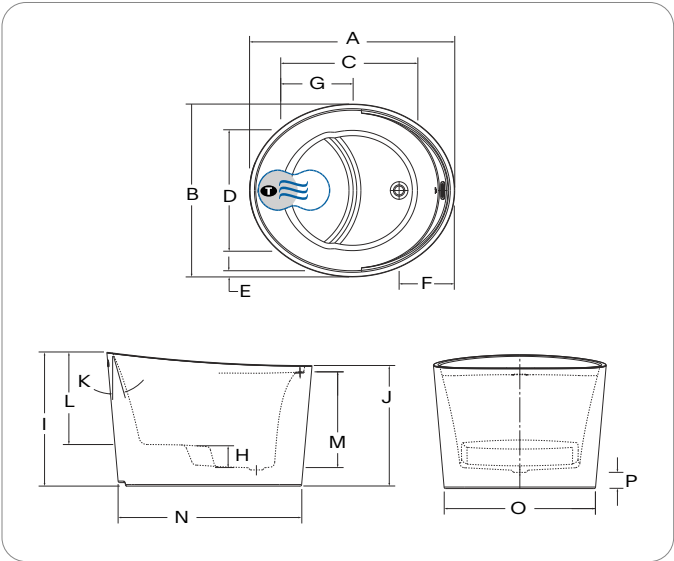
To complete the ORDER FORM go to our Dealers Portal <https://dealersportal.bainultra.com/extranet/login> or send your order To Orderdesk@bainultra.com

♀ Don't forget to specify the finish of the Integrated drain & overflow.



BeOne™

Technical Specifications



Letter	Description	Measure
A	Total length	46"
B	Total width	38 3/4"
C	Bathing well length	30 3/4"
D	Bathing well width	27 1/4"
E	Deck width	1 3/8"
F	Outer edge to center of drain	12 3/8"
G	Depth of seat	16 1/4"
H	Height of seat	5 3/8"
I	Total height at headrest	30"
J	Total height at overflow	27"
K	Slope of backrest	16°
L	Top to seat height	20 5/8"
M	Maximum water level	21 1/2"
N	Base length	41 1/8"
O	Base width	33 7/8"
P	Height from drain to floor	3 5/8"

● Indicates heated backrest (TMU) ⊕ Indicates WarmTouchShell® position (Soaker)
ⓘ Turbine position (TMU)

Hot water supply required	The hot water supply should be 70% or more of the bath's total water capacity.
Turbine	Turbine is factory installed, so access to the pump must be at least 18" x 22". Standard connection is 20 A, 120 V, 60 Hz, dedicated line with a Ground-Fault Circuit Interrupter (GFCI). For any additional option, a second line is needed 15 A, 120 V, 60 Hz, dedicated line with a GFCI. Air vent necessary: 2" x 4" minimum.
Others	The Geysair® is located on the same side as the heated backrest. It must not be relocated. It must be connected to the hot water supply and be accessible (provide access). Faucet must be freestanding or wall-mounted. The turbine can be remotely installed. Controls cannot be installed on the deck of the bath.

Our products must be installed by certified professionals only and according to our Owner's Manual as well as federal, provincial/state and local building codes and regulations (www.bainultra.com/dealers/dealer-documentation-and-catalog).

Cutting template	# 90000083
Approx. shipping weight	240 lb
Turbine power	550 W
Air heater	600 W

Warranty

Controls-LED-Geysair*	5 years
Bath & turbine*	20 years

* Some restrictions apply | www.bainultra.com/warranty

For the installer
Scan to view
installation video
(3:20 min) →



Dimensions are subject to change; measured at external edges. Bathing well measured at air jet level. Tolerance: ±0.25" (±0.64 cm). Ensure bathtub is received prior to any construction. BainUltra® is not responsible for any preparatory work done before product arrival.

celestia 6233



Product No.

Model Freestanding

Soaker BCE5OF00F

Soaker

\$6,995

Features

Installation Type	Freestanding
No. of bathers	Imp. gallons 47 US gallons 57 Armrests 2
Integrated Drain & Overflow — with Trim	BOVERINI-32
Matte White 32	Installed & Included
Standard Bath Color	p.17
White 01	Included
Finish	
Satin Finish	Glossy Finish
	Included

Made with FineStone® FineStone® is a high quality solid surface material composed of refined minerals and pure acrylic. Designed with care, this material is non porous, hygienic, and thermal insulant. Its satin finish is easy to clean and will maintain its properties through time.

Options UPCHARGE APPLICABLE

Bath Color	p.17	
Black (glossy finish only) 06		\$500
Bath Pillow	BPILOW p.252	\$240
Drain & Overflow	p.14	Integrated with trim BOVERIN-XX
White 01	Chrome 07	Incl.
Brushed Nickel 09		Incl.
Polished Nickel 10		Incl.
Matte Black 19	Satin Brass 18	\$125
Black (glossy finish only) 06		\$125
Island Tub Drain™	p.15	
Island tub drain™	BISLDD	\$260
Cast Iron Island tub drain™	BISLDDCI	\$310
If Required by Construction Code or installed with ITD*		
Brass drain kit	BDRCBF-XX	\$60
Matte White 32	Chrome 07	
Brushed Nickel 09	Polished Nickel 10	
Matte Black 19	Satin Brass 18	

To Order

To complete the ORDER FORM go to our Dealers Portal <https://dealersportal.bainultra.com/extranet/login> or send your order To Orderdesk@bainultra.com

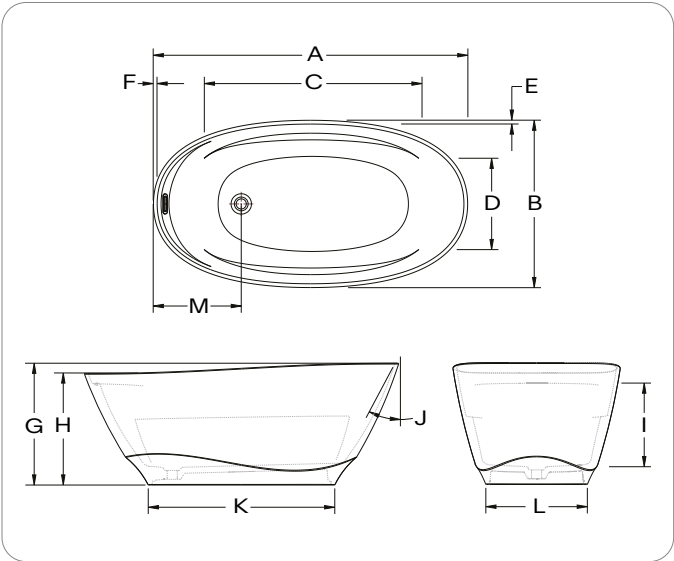
Don't forget to indicate the finish for the Integrated drain & overflow and, if needed, for the Brass drain kit.

For FineStone® installed with ITD, you must order the Brass Drain Kit BDRCBF (upcharge). Specify finish.



Celestia™

Technical Specifications



Letter	Description	Measure
A	Total length	62"
B	Total width	33"
C	Bathing well length	42 7/8"
D	Bathing well width	22 3/16"
E	Deck width	3/4"
F	Deck width	3/4"
G	Total maximal height	24"
H	Total minimal height	22"
I	Maximum water level	16 1/2"
J	Slope of backrest	28°
K	Base length	36 3/4"
L	Base width	20"
M	Outer edge to center of drain	17 5/16"

Others Faucet must be freestanding or wall-mounted.

Our products must be installed by certified professionals only and according to our Owner's Manual as well as federal, provincial/state and local building codes and regulations (www.bainultra.com/dealers/dealer-documentation-and-catalog).

Cutting template	# 90000084
Approx. bathtub weight	300 lb

Warranty

Bath*	20 years
-------	----------

* Some restrictions apply | www.bainultra.com/warranty

celestia 6635



Product No.


Model Freestanding


Soaker BCEHOF00F

Soaker

\$7,995

Features

Installation Type	Freestanding
No. of bathers  Imp. gallons 61 US gallons 74 Armrests 2	
Integrated Drain & Overflow — with Trim <i>BOVERINI-32</i>	
<input type="radio"/> Matte White 32	Installed & Included
Standard Bath Color <i>p.17</i>	
<input type="radio"/> White 01	Included
Finish	
Satin Finish Glossy Finish	Included

 Made with FineStone® FineStone® is a high quality solid surface material composed of refined minerals and pure acrylic. Designed with care, this material is non porous, hygienic, and thermal insulant. Its satin finish is easy to clean and will maintain its properties through time.

Options UPCHARGE APPLICABLE

Bath Color <i>p.17</i>	
<input checked="" type="radio"/> Black (glossy finish only) 06	\$500
Bath Pillow <i>BPILOW p.252</i>	\$240
Drain & Overflow <i>p.14</i>	Integrated with trim <i>BOVERINI-XX</i>
<input type="radio"/> White 01 <input type="radio"/> Chrome 07	Incl.
<input type="radio"/> Brushed Nickel 09	Incl.
<input type="radio"/> Polished Nickel 10	Incl.
<input checked="" type="radio"/> Matte Black 19 <input type="radio"/> Satin Brass 18	\$125
<input checked="" type="radio"/> Black (glossy finish only) 06	\$125
Island Tub Drain™*** <i>p.15</i>	
Island tub drain™ <i>BISLDD</i>	\$260
Cast Iron Island tub drain™ <i>BISLDDCI</i>	\$310
If Required by Construction Code or installed with ITD*	
Brass drain kit <i>BDRCBF-XX</i>	\$60
<input type="radio"/> Matte White 32 <input type="radio"/> Chrome 07	
<input type="radio"/> Brushed Nickel 09 <input type="radio"/> Polished Nickel 10	
<input checked="" type="radio"/> Matte Black 19 <input type="radio"/> Satin Brass 18	

To Order

To complete the ORDER FORM go to our Dealers Portal <https://dealersportal.bainultra.com/extranet/login> or send your order To Orderdesk@bainultra.com

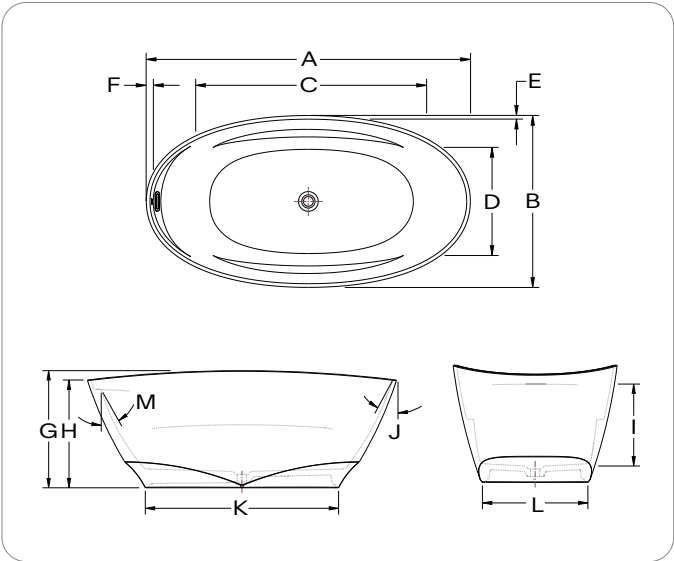
⚠ Don't forget to indicate the finish for the Integrated drain & overflow and, if needed, for the Brass drain kit.

For FineStone® installed with ITD, you must order the Brass Drain Kit BDRCBF (upcharge). Specify finish.



Celestia™

Technical Specifications



Letter	Description	Measure
A	Total length	66"
B	Total width	35"
C	Bathing well length	47"
D	Bathing well width	25 ½"
E	Deck width	¾"
F	Deck width	¾"
G	Total maximal height	25"
H	Total minimal height	23"
I	Maximum water level	17 ½"
J	Slope of backrest	28 ½°
K	Base length	41 ¼"
L	Base width	22 ½"
M	Slope of backrest (overflow side)	29 ½°

Others Faucet must be freestanding or wall-mounted.

Our products must be installed by certified professionals only and according to our Owner's Manual as well as federal, provincial/state and local building codes and regulations (www.bainultra.com/dealers/dealer-documentation-and-catalog).

Cutting template	# 90000085
Approx. bathtub weight	330 lb

Warranty

Bath*	20 years
-------	----------

* Some restrictions apply | www.bainultra.com/warranty

charism 5736



Product No.

Model Freestanding TMU BCH4OF00T-XX Soaker BCH4OF00N-XX

ThermoMasseur (TMU)

Air Jet System

\$9,655

Jets	35
1 heated backrest	Included
MiaPlus® Control*	Included
BU-Touch Control Application	Included
Geysair®	Included
Illuzio Chromatherapy <i>BCHRO6</i>	\$995

Soaker

\$7,050

Illuzio Chromatherapy <i>BCHRO6</i>	\$995
WarmTouchShell® <i>BWTS</i>	\$1,125
DOT Control	Included with therapy

Features

Installation Type	Freestanding
No. of bathers ♀ Imp. gallons 41 US gallons 49	
Integrated Drain & Overflow — ZenFlow† <i>BOVERINIZF-01</i>	
<input type="radio"/> White 01	Installed & Included
Standard Bath Color <i>p.17</i>	
<input type="radio"/> White 01	Included
Standard Deck Color <i>BDECKCO-01 p.17</i>	
<input type="radio"/> White 01	Included

Options UPCHARGE APPLICABLE

Finish <i>p.17</i>		
<input type="radio"/> UltraVelour Matte Finish (white only) <i>BVEL2</i>		\$850
Deck Color <i>BDECKCO-XX p.17</i>		
<input checked="" type="radio"/> Black 06 <input checked="" type="radio"/> Copper 13 <input checked="" type="radio"/> Crystal Rock 17		\$250
Universal Armrests <i>BGBGU-XX p.16</i>		
<input type="radio"/> White 01		\$895
Bath Pillow <i>BPILLOW p.252</i>		\$240
Drain & Overflow <i>p.14</i>		
<input type="radio"/> White 01		Incl. \$40
<input type="radio"/> Matte White 32 <input type="radio"/> Chrome 07		\$40 \$70
<input type="radio"/> Brushed Nickel 09 <input type="radio"/> Polished Nickel 10		
<input checked="" type="radio"/> Matte Black 19 <input checked="" type="radio"/> Satin Brass 18		\$95 \$125
Island Tub Drain™*** <i>p.15</i>		
Island tub drain™ <i>BISLDD</i>		\$260
Cast Iron Island tub drain™ <i>ISLDDCI</i>		\$310
If Required by Construction Code		
Brass drain & overflow kit <i>BDRCOB</i>		\$240
Brass drain kit <i>BDRCB</i>		\$60

To Order

To complete the ORDER FORM go to our Dealers Portal <https://dealersportal.bainultra.com/extranet/login> or send your order To Orderdesk@bainultra.com

♀ Don't forget that this model is available in White only with choice of deck color.

Don't forget to specify the finish of the Integrated drain & overflow.

† ZenFlow: Integrated overflow without a trim.

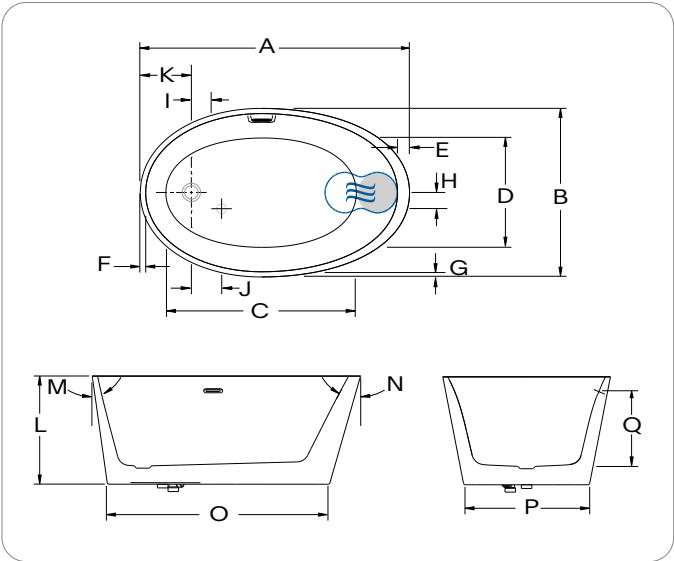
* For TMU, control and faucets cannot be installed on deck of the bath.

*** An Island tub drain™ is required when there is no access under the bath.



Charism®

Technical Specifications



Letter	Description	Measure
A	Total length	57 1/4"
B	Total width	35 7/8"
C	Bathing well length	41 1/2"
D	Bathing well width	23 7/8"
E	Deck width at headrest	2 5/8"
F	Deck width (drain end)	1 1/8"
G	Deck width	1 1/8"
H	Center bath drain to air intake	3 1/2"
I	Center bath drain to drain hole	4 1/4"
J	Center bath drain to air intake	6 1/2"
K	Outside edge to center bath drain	10 3/4"
L	Total height	23 1/4"
M	Slope at drain end	12°
N	Slope of backrest	31°
O	Base length	47 3/8"
P	Base width	26 7/8"
Q	Maximum water level	15 1/8"

● Indicates heated backrest (TMU) ☉ Indicates WarmTouchShell® position (Soaker)

Hot water supply required	The hot water supply should be 70% or more of the bath's total water capacity.
Turbine	Access to the pump must be at least 18" x 22". Standard connection is 20 A. 120 V, 60 Hz, dedicated line with a ground-fault circuit interrupter (GFCI). For any additional option, a second line is needed 15 A. 120 V, 60 Hz, dedicated line with a GFCI. Air vent necessary: 2" x 4" minimum.
Others	The Geysair® is located on the same side as the heated backrest. It must not be relocated. It must be connected to the hot water supply and be accessible (provide access). Faucet must be freestanding or wall-mounted. The turbine must be remotely installed. Controls cannot be installed on the bath.

Our products must be installed by certified professionals only and according to our Owner's Manual as well as federal, provincial/state and local building codes and regulations (www.bainultra.com/dealers/dealer-documentation-and-catalog).

Cutting template	# 90000070
Approx. shipping weight	210 lb
Turbine power	550 W
Air heater	600 W

Warranty

Controls-LED-Geysair*	5 years
Bath & turbine*	20 years

* Some restrictions apply | www.bainultra.com/warranty

For the installer
Scan to view
installation video
(3:20 min) →



Dimensions are subject to change; measured at external edges. Bathing well measured at air jet level. Tolerance: ±0.25" (±0.64 cm). Ensure bathtub is received prior to any construction. BainUltra® is not responsible for any preparatory work done before product arrival.

charism 6434



Product No.

Model Freestanding TMU BCH2RF00T-XX Soaker BCH2RF00N-XX

ThermoMasseur (TMU)

Air Jet System

\$11,000

Jets	38
1 heated backrest	Included
MiaPlus® Control*	Included
BU-Touch Control Application	Included
Geysair®	Included
Illuzio Chromatherapy <i>BCHRO6</i>	\$995
2nd heated backrest (WTS-1 zone) <i>BSHB</i>	\$1,125

Soaker

\$8,525

Illuzio Chromatherapy <i>BCHRO6</i>	\$995
WarmTouchShell® <i>BWTS</i>	\$1,125
DOT Control	Included with therapy
2nd WarmTouchShell® <i>BWTS2</i>	\$370

Features

Installation Type	Freestanding
No. of bathers 🧑🧑	Imp. gallons 46 US gallons 55
Integrated Drain & Overflow — ZenFlow† <i>BOVERINIZF-01</i>	
<input type="radio"/> White 01	Installed & Included
Standard Bath Color <i>p.17</i>	
<input type="radio"/> White 01	Included
Standard Deck Color <i>BDECKCO-01 p.17</i>	
<input type="radio"/> White 01	Included

Options UPCHARGE APPLICABLE

Finish <i>p.17</i>		
<input type="radio"/> UltraVelour Matte Finish (white only) <i>BVEL2</i>		\$850
Deck Color <i>BDECKCO-XX p.17</i>		
<input checked="" type="radio"/> Black 06 <input checked="" type="radio"/> Copper 13 <input checked="" type="radio"/> Crystal Rock 17		\$250
Universal Armrests <i>BGBGU-XX p.16</i>		
<input type="radio"/> White 01		\$895
Bath Pillow <i>BPILLOW p.252</i>		\$240
Comfort Cushion <i>BCUSHIONA p.253</i>		\$540
<input type="radio"/> Grey 05 <input checked="" type="radio"/> Black 06		
Drain & Overflow <i>p.14</i>		Integrated ZenFlow† <i>BOVERINZF-XX</i> Integrated with trim <i>BOVERIN-XX</i>
<input type="radio"/> White 01		Incl. \$40
<input type="radio"/> Matte White 32 <input type="radio"/> Chrome 07		\$40 \$70
<input type="radio"/> Brushed Nickel 09 <input type="radio"/> Polished Nickel 10		
<input checked="" type="radio"/> Matte Black 19 <input checked="" type="radio"/> Satin Brass 18		\$95 \$125
Island Tub Drain™*** <i>p.15</i>		
Island tub drain™ <i>BISLDD</i>		\$260
Cast Iron Island tub drain™ <i>ISLDDCI</i>		\$310
If Required by Construction Code		
Brass drain & overflow kit <i>BDRCOB</i>		\$240
Brass drain kit <i>BDRCB</i>		\$60

To Order

To complete the ORDER FORM go to our Dealers Portal <https://dealersportal.bainultra.com/extranet/login> or send your order To Orderdesk@bainultra.com



⚠ Don't forget that this model is available in White only with choice of deck color.

Don't forget to specify the finish of the Integrated drain & overflow.

† ZenFlow: Integrated overflow without a trim.

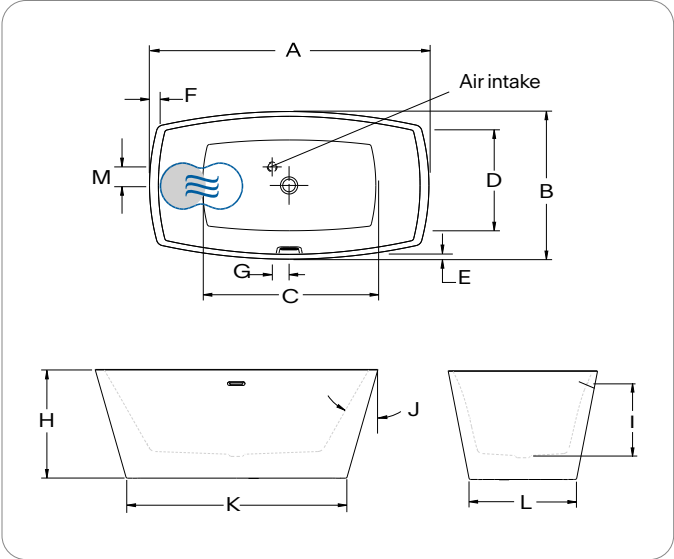
* For TMU, control and faucets cannot be installed on deck of the bath.

*** An Island tub drain™ is required when there is no access under the bath.



Charism®

Technical Specifications



Letter	Description	Measure
A	Total length	64 1/8"
B	Total width	33 7/8"
C	Bathing well length	41 7/8"
D	Bathing well width	21 1/2"
E	Deck width	1 1/8"
F	Deck width at headrest	1 7/8"
G	Center drain to center air intake	3 7/8"
H	Total height	24 3/4"
I	Maximum water level	15 7/8"
J	Slope of backrest	31°
K	Base length	50"
L	Base width	24 1/4"
M	Center drain to center air intake	4 1/4"

● Indicates heated backrest (TMU) ☉ Indicates WarmTouchShell® position (Soaker)

Hot water supply required	The hot water supply should be 70% or more of the bath's total water capacity.
Turbine	Access to the pump must be at least 18" x 22". Standard connection is 20 A. 120 V, 60 Hz, dedicated line with a ground-fault circuit interrupter (GFCI). For any additional option, a second line is needed 15 A. 120 V, 60 Hz, dedicated line with a GFCI. Air vent necessary: 2" x 4" minimum.
Others	The Geysair® is located on the same side as the heated backrest. It must not be relocated. It must be connected to the hot water supply and be accessible (provide access). Faucet must be freestanding or wall-mounted. The turbine must be remotely installed. Controls cannot be installed on the bath.

Our products must be installed by certified professionals only and according to our Owner's Manual as well as federal, provincial/state and local building codes and regulations (www.bainultra.com/dealers/dealer-documentation-and-catalog).

Cutting template	# 90000068
Approx. shipping weight	230 lb
Turbine power	550 W
Air heater	600 W

Warranty

Controls-LED-Geysair*	5 years
Bath & turbine*	20 years

* Some restrictions apply | www.bainultra.com/warranty

For the installer
Scan to view
installation video
(3:20 min) →



Dimensions are subject to change; measured at external edges. Bathing well measured at air jet level. Tolerance: ±0.25" (±0.64 cm). Ensure bathtub is received prior to any construction. BainUltra® is not responsible for any preparatory work done before product arrival.

charism oval 6436



Black deck color

Product No.

Model Freestanding TMU BCH3OF00T-XX Soaker BCH3OF00N-XX

ThermoMasseur (TMU)

Air Jet System

Jets	35
1 heated backrest	Included
MiaPlus® Control*	Included
BU-Touch Control Application	Included
Geysair®	Included
Illuzio Chromatherapy <i>BCHRO6</i>	\$995
2nd heated backrest (WTS-1 zone) <i>BSHB</i>	\$1,125

\$11,000

Soaker

Illuzio Chromatherapy <i>BCHRO6</i>	\$995
WarmTouchShell® <i>BWTS</i>	\$1,125
DOT Control	Included with therapy
2nd WarmTouchShell® <i>BWTS2</i>	\$370

\$8,525

Features

Installation Type	Freestanding
No. of bathers 🧑🧑	Imp. gallons 42 US gallons 51
Integrated Drain & Overflow — ZenFlow† <i>BOVERINIZF-01</i>	
<input type="radio"/> White 01	Installed & Included
Standard Bath Color <i>p.17</i>	
<input type="radio"/> White 01	Included
Standard Deck Color <i>BDECKCO-01 p.17</i>	
<input type="radio"/> White 01	Included

Options UPCHARGE APPLICABLE

Finish <i>p.17</i>		
<input type="radio"/> UltraVelour Matte Finish (white only) <i>BVEL2</i>		\$850
Deck Color <i>BDECKCO-XX p.17</i>		
<input checked="" type="radio"/> Black 06 <input checked="" type="radio"/> Copper 13 <input checked="" type="radio"/> Crystal Rock 17		\$250
Universal Armrests <i>BGBGU-XX p.16</i>		
<input type="radio"/> White 01		\$895
Bath Pillow <i>BPILLOW p.252</i>		\$240
Drain & Overflow <i>p.14</i>		
<input type="radio"/> White 01		Incl. \$40
<input type="radio"/> Matte White 32 <input type="radio"/> Chrome 07		\$40 \$70
<input type="radio"/> Brushed Nickel 09 <input type="radio"/> Polished Nickel 10		
<input checked="" type="radio"/> Matte Black 19 <input checked="" type="radio"/> Satin Brass 18		\$95 \$125
Island Tub Drain™*** <i>p.17</i>		
Island tub drain™ <i>BISLDD</i>		\$260
Cast Iron Island tub drain™ <i>ISLDDCI</i>		\$310
If Required by Construction Code		
Brass drain & overflow kit <i>BDRCOB</i>		\$240
Brass drain kit <i>BDRCB</i>		\$60

To Order

To complete the ORDER FORM go to our Dealers Portal <https://dealersportal.bainultra.com/extranet/login> or send your order To Orderdesk@bainultra.com

⚠ Don't forget that this model is available in White only with choice of deck color.

Don't forget to specify the finish of the Integrated drain & overflow.

† ZenFlow: Integrated overflow without a trim.

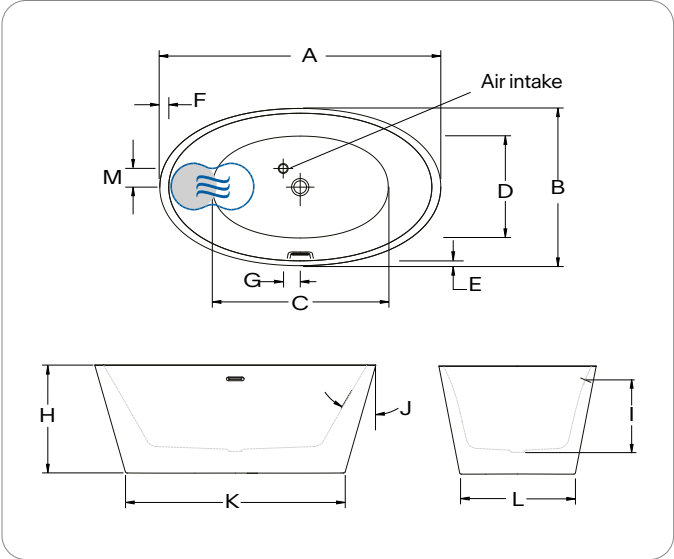
* For TMU, control and faucets cannot be installed on deck of the bath.

*** An Island tub drain™ is required when there is no access under the bath.



Charism®

Technical Specifications



Letter	Description	Measure
A	Total length	64 1/8"
B	Total width	35 7/8"
C	Bathing well length	41 3/4"
D	Bathing well width	23 5/8"
E	Deck width	1 1/8"
F	Deck width at headrest	2"
G	Center drain to center air intake	3 7/8"
H	Total height	24 3/4"
I	Maximum water level	15 7/8"
J	Slope of backrest	31°
K	Base length	50"
L	Base width	26 1/4"
M	Center drain to center air intake	4 1/4"

● Indicates heated backrest (TMU) ⊗ Indicates WarmTouchShell® position (Soaker)

Hot water supply required	The hot water supply should be 70% or more of the bath's total water capacity.
Turbine	Access to the pump must be at least 18" x 22". Standard connection is 20 A, 120 V, 60 Hz, dedicated line with a ground-fault circuit interrupter (GFCI). For any additional option, a second line is needed 15 A, 120 V, 60 Hz, dedicated line with a GFCI. Air vent necessary: 2" x 4" minimum.
Others	The Geysair® is located on the same side as the heated backrest. It must not be relocated. It must be connected to the hot water supply and be accessible (provide access). Faucet must be freestanding or wall-mounted. The turbine must be remotely installed. Controls cannot be installed on the bath.

Our products must be installed by certified professionals only and according to our Owner's Manual as well as federal, provincial/state and local building codes and regulations (www.bainultra.com/dealers/dealer-documentation-and-catalog).

Cutting template	# 90000067
Approx. shipping weight	230 lb
Turbine power	550 W
Air heater	600 W

Warranty

Controls-LED-Geysair*	5 years
Bath & turbine*	20 years

* Some restrictions apply | www.bainultra.com/warranty

For the installer
Scan to view
installation video
(3:20 min) →



Dimensions are subject to change; measured at external edges. Bathing well measured at air jet level. Tolerance: ±0.25" (±0.64 cm). Ensure bathtub is received prior to any construction. BainUltra® is not responsible for any preparatory work done before product arrival.

charism 7240

new



Product No.

Model Freestanding TMU BCHUOF00T-XX Soaker BCHUOF00N-XX

ThermoMasseur (TMU)

Air Jet System

\$11,495

Jets	41
1 heated backrest	Included
MiaPlus® Control*	Included
BU-Touch Control Application	Included
Geysair®	Included
Illuzio Chromatherapy <i>BCHRO6</i>	\$995
2nd heated backrest (WTS-1 zone) <i>BSHB</i>	\$1,125

Soaker

\$8,970

Illuzio Chromatherapy <i>BCHRO6</i>	\$995
WarmTouchShell® <i>BWTS</i>	\$1,125
Dot Control	Included with therapy
2nd WarmTouchShell® <i>BWTS2</i>	\$370

Features

Installation Type	Freestanding
No. of bathers 🧑🧑 Imp. gallons 57 US gallons 68	
Integrated Drain & Overflow — ZenFlow† <i>BOVERINIZF-01</i>	
<input type="radio"/> White 01	Installed & Included
Standard Bath Color <i>p.17</i>	
<input type="radio"/> White 01	Included
Standard Deck Color <i>BDECKCO-XX p.17</i>	
<input type="radio"/> White 01	Included

Options UPCHARGE APPLICABLE

Finish <i>p.17</i>		
<input type="radio"/> UltraVelour Matte Finish (white only) <i>BVEL3</i>		\$1,025
Deck Color <i>BDECKCO-XX p.17</i>		
<input checked="" type="radio"/> Black 06 <input checked="" type="radio"/> Copper 13 <input checked="" type="radio"/> Crystal Rock 17		\$250
Universal Armrests <i>BGBGU-XX p.16</i>		
<input type="radio"/> White 01		\$895
Bath Pillow <i>BPILLow p.252</i>		\$240
Drain & Overflow <i>p.14</i>		
<input type="radio"/> White 01		Incl. \$40
<input type="radio"/> Matte White 32 <input type="radio"/> Chrome 07		\$40 \$70
<input type="radio"/> Brushed Nickel 09 <input type="radio"/> Polished Nickel 10		
<input checked="" type="radio"/> Matte Black 19 <input checked="" type="radio"/> Satin Brass 18		\$95 \$125
Island Tub Drain™*** <i>p.15</i>		
Island tub drain™ <i>BISLDD</i>		\$260
Cast Iron Island tub drain™ <i>ISLDDCI</i>		\$310
If Required by Construction Code		
Brass drain & overflow kit <i>BDRCOB</i>		\$240
Brass drain kit <i>BDRCB</i>		\$60

To Order


To complete the ORDER FORM go to our Dealers Portal <https://dealersportal.bainultra.com/extranet/login> or send your order To Orderdesk@bainultra.com

🔑 Don't forget that this model is available in White only with choice of deck color.

† ZenFlow: Integrated overflow without a trim.

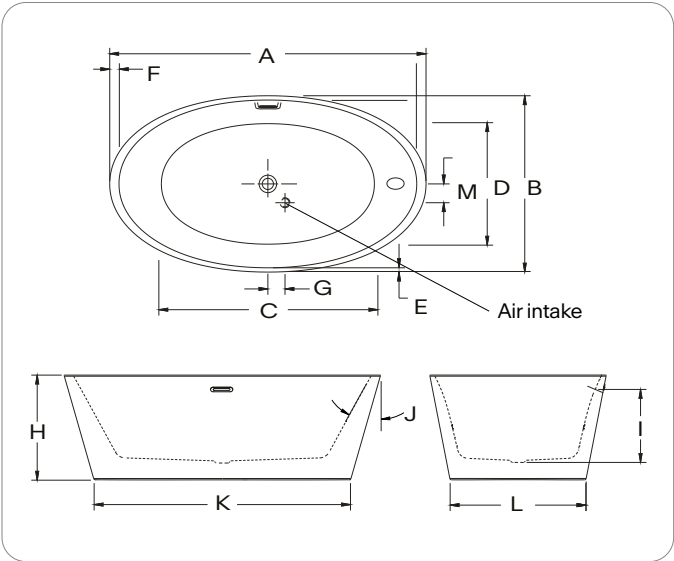
* For TMU, control and faucets cannot be installed on deck of the bath.

*** An Island tub drain™ is required when there is no access under the bath.



Chairism®

Technical Specifications



Letter	Description	Measure
A	Total length	71 1/2"
B	Total width	39 7/8"
C	Bathing well length	49 1/2"
D	Bathing well width	27 5/8"
E	Deck width	1 1/8"
F	Deck width at headrest	2 1/8"
G	Center drain to center air intake	3 7/8"
H	Total height	24 3/4"
I	Maximum water level	15 7/8"
J	Slope of backrest	29°
K	Base length	58"
L	Base width	30 5/8"
M	Center drain to center air intake	4 1/4"

● Indicates heated backrest (TMU) ⊗ Indicates WarmTouchShell® position (Soaker)

Hot water supply required	The hot water supply should be 70% or more of the bath's total water capacity.
Turbine	Access to the pump must be at least 18" x 22". Standard connection is 20 A. 120 V, 60 Hz, dedicated line with a ground-fault circuit interrupter (GFCI). For any additional option, a second line is needed 15 A. 120 V, 60 Hz, dedicated line with a GFCI. Air vent necessary: 2" x 4" minimum.
Others	Faucet must be freestanding or wall-mounted. The turbine must be remotely installed Controls cannot be installed on the deck of the bath. The water level will be lower when an AromaFlow is installed.

Our products must be installed by certified professionals only and according to our Owner's Manual as well as federal, provincial/state and local building codes and regulations (www.bainultra.com/dealers/dealer-documentation-and-catalog).

Cutting template	# 90000075
Approx. shipping weight	230 lb
Turbine power	550 W
Air heater	600 W

Warranty

Controls-LED-Geysair*	5 years
Bath & turbine*	20 years


* Some restrictions apply | www.bainultra.com/warranty

For the installer
Scan to view
installation video
(3:20 min) →



Dimensions are subject to change; measured at external edges. Bathing well measured at air jet level. Tolerance: ±0.25" (±0.64 cm). Ensure bathtub is received prior to any construction. BainUltra® is not responsible for any preparatory work done before product arrival.

citti 17



Product No.

Model Left	TMU BC7DRA0LT-XX	Soaker BC7DRA0LN-XX
Model Right	TMU BC7DRA0RT-XX	Soaker BC7DRA0RN-XX

ThermoMasseur (TMU)

Air Jet System	\$3,700
Jets	42
1 heated backrest	Included
Mia® Control	Included
BU-Touch Control Application <i>BUTOUCH</i>	\$495
Geysair®	Included
AromaCloud® <i>BAROMAC</i>	\$590
Illuzio Chromatherapy <i>BCHRO6</i>	\$995

Soaker

AromaCloud® <i>BAROMAC</i>	\$590
Illuzio Chromatherapy <i>BCHRO6</i>	\$995
WarmTouchShell® <i>BWTS</i>	\$1,125
DOT Control	Included with therapy

Features

Installation Type	Alcove (3 walls)
Integrated Skirt & Tile Flange (specify right or left)	Installed & Included
No. of bathers ♀ Imp. gallons 37 US gallons 45	
Integrated Drain & Overflow — ZenFlow† <i>BOVERINIZF-XX</i>	
○ White 01 ○ Biscuit 02	Installed & Included
Standard Bath Color p.17	
○ White 01 ○ Biscuit 02	Included

Options UPCHARGE APPLICABLE

Finish p.17			
○ UltraVelour Matte Finish (white only) <i>BVEL1</i>		\$650	
Control (TMU only) p.13			
MiaPlus®# <i>BMIAP2-XX</i>		\$285	
Universal Armrests <i>BGBGU-XX</i> p.16			
○ White 01		\$895	
Bath Pillow <i>BPILOW</i> p.252		\$240	
Drain & Overflow p.14			
○ Chrome 07		\$40	\$70 \$95
○ White 01 ○ Biscuit 02	Incl.	\$40	\$125
○ Brushed Nickel 09		\$40	\$70 \$235
○ Polished Nickel 10		\$40	\$70 \$235
○ Oil-rubbed Bronze 11	N/A	N/A	\$235
○ Matte Black 19 ○ Satin Brass 18		\$95	\$125 N/A
○ Matte White 32		\$40	\$70 N/A
If Required by Construction Code			
Brass drain & overflow kit <i>BDRCOB</i>		\$240	
Brass drain kit <i>BDRCB</i>		\$60	
16" x 35" Cable driven brass drain & overflow kit <i>BOVERBR</i>		\$240	

To Order

To complete the ORDER FORM go to our Dealers Portal <https://dealersportal.bainultra.com/extranet/login> or send your order To Orderdesk@bainultra.com

† Turbine must be remotely installed. With the AromaCloud® and/or Control on the deck, a complete shower door cannot be installed.

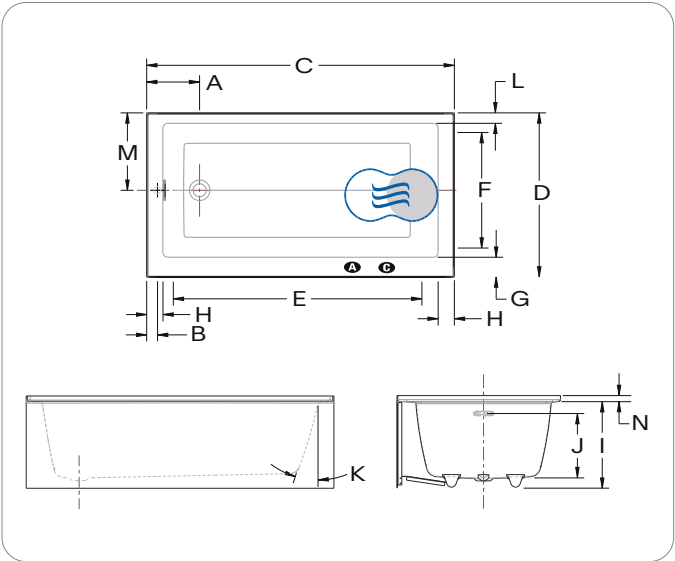
Faucets must be wall-mounted. Don't forget to specify the finish of the Integrated drain & overflow.

60" x 32" x 17"



Citti®

Technical Specifications



Letter	Description	Measure
A	Outside edge to center drain (Integrated drain & overflow)	10 3⁄8"
B	Outside edge to center of drain hole Drain & overflow 16" x 35" only	2 5⁄16"
C	Total length	60"
D	Total width	32"
E	Bathing well length	48 1⁄2"
F	Bathing well width	22 1⁄2"
G	Deck width (skirt side)	3 7⁄8"
H	Deck width (backrest and drain sides)	3 3⁄16"
I	Height from bottom of bath to top deck	17"
J	Maximum water level	12 1⁄2"
K	Slope of backrest	17°
L	Deck width wall side	2"
M	Outside edge to center drain	15 1⁄8"
N	Tile flange height	1"
● AromaCloud® position ● Control position when factory-installed (Mia® or DOT) ● Indicates heated backrest (TMU) ● Indicates WarmTouchShell® position (Soaker)		

Hot water supply required	The hot water supply should be 70% or more of the bath's total water capacity.
Turbine	Access to the pump must be at least 18" x 22". Standard connection is 20 A. 120 V, 60 Hz, dedicated line with a ground-fault circuit interrupter (GFCI). For any additional option, a second line is needed 15 A. 120 V, 60 Hz, dedicated line with a GFCI. Air vent necessary: 2" x 4" minimum.
Others	The Geysair® is located on the same side as the heated backrest. It must not be relocated. It must be connected to the hot water supply and be accessible (provide access). The turbine must be remotely installed. Citti bathtubs include an integrated tile flange, specify right or left.

Our products must be installed by certified professionals only and according to our Owner's Manual as well as federal, provincial/state and local building codes and regulations (www.bainultra.com/dealers/dealer-documentation-and-catalog).

Approx. shipping weight	125 lb
Turbine power	550 W
Air heater	600 W

Warranty

Controls-LED-Geysair*	5 years
Bath & turbine*	20 years

* Some restrictions apply | www.bainultra.com/warranty

Dimensions are subject to change; measured at external edges. Bathing well measured at air jet level. Tolerance: ±0.25" (±0.64 cm). Ensure bathtub is received prior to any construction. BainUltra® is not responsible for any preparatory work done before product arrival.

citti 6032 With Insert



Product No.

Model Left	TMU BCIDRAJLT-XX	Soaker BCIDRAJLN-XX
Model Right	TMU BCIDRAJRT-XX	Soaker BCIDRAJRN-XX

ThermoMasseur (TMU)

Air Jet System	\$4,935
Jets	42
1 heated backrest	Included
Mia® Control	Included
BU-Touch Control Application <i>BUTOUCH</i>	\$495
Geysair®	Included
AromaCloud® <i>BAROMAC</i>	\$590
Illuzio Chromatherapy <i>BCHRO6</i>	\$995

Soaker

AromaCloud® <i>BAROMAC</i>	\$590
Illuzio Chromatherapy <i>BCHRO6</i>	\$995
WarmTouchShell® <i>BWTS</i>	\$1,125
DOT Control	Included with therapy

Features

Installation Type	Alcove (3 walls)
Integrated Skirt & Tile Flange (specify right or left)	Installed & Included
No. of bathers ♀ Imp. gallons 42 US gallons 50	
Integrated Drain & Overflow — ZenFlow† <i>BOVERINIZF-XX</i>	
<input type="radio"/> White 01 <input type="radio"/> Biscuit 02	Installed & Included
Standard Bath Color p.17	
<input type="radio"/> White 01 <input type="radio"/> Biscuit 02	Included

Options UPCHARGE APPLICABLE

Finish p.17		
<input type="radio"/> UltraVelour Matte Finish (white only) <i>BVEL1</i>	\$650	
Control (TMU only) p.13		
MiaPlus®# <i>BMIAP2-XX</i>	\$285	
Universal Armrests <i>BGBGU-XX</i> p.16		
<input type="radio"/> White 01	\$895	
Bath Pillow <i>BPILOW</i> p.252	\$240	
Drain & Overflow p.14		
<input type="radio"/> Chrome 07	\$40	\$70
<input type="radio"/> White 01 <input type="radio"/> Biscuit 02	Incl.	\$40
<input type="radio"/> Brushed Nickel 09	\$40	\$70
<input type="radio"/> Polished Nickel 10	\$40	\$70
<input type="radio"/> Matte Black 19 <input type="radio"/> Satin Brass 18	\$95	\$125
<input type="radio"/> Matte White 32	\$40	\$70
If Required by Construction Code		
Brass drain & overflow kit <i>BDRCOB</i>	\$240	
Brass drain kit <i>BDRCB</i>	\$60	

To Order

To complete the ORDER FORM go to our Dealers Portal <https://dealersportal.bainultra.com/extranet/login> or send your order To Orderdesk@bainultra.com

† Turbine must be remotely installed. With the AromaCloud® and/or Control on the deck, a complete shower door cannot be installed.

Faucets must be wall-mounted. Don't forget to specify the finish of the Integrated drain & overflow.

60" x 32" x 20"

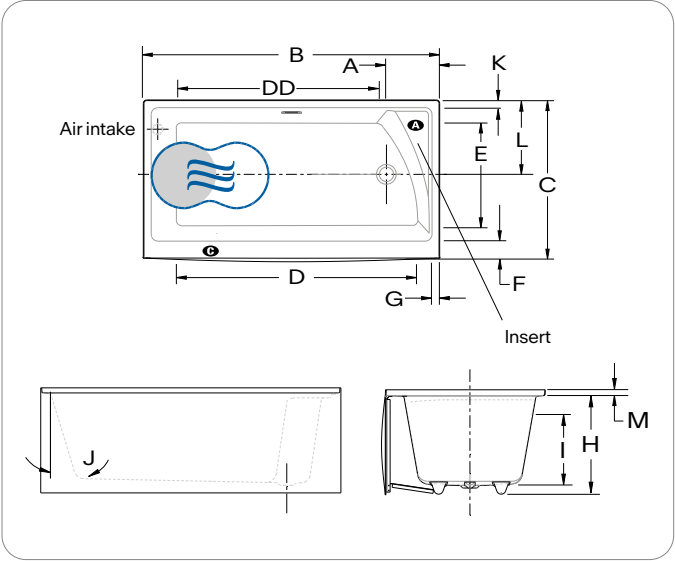


The insert is positioned on the side of the drain (left or right)



Citti®

Technical Specifications



Letter	Description	Measure
A	Outside edge to center drain	10 1/8"
B	Total length	60"
C	Total width	32"
D	Bathing well length	49 1/4"
DD	Bathing well length - insert side	42 5/8"
E	Bathing well width	21 1/8"
F	Deck width (skirt side)	3 3/4"
G	Deck width at drain end	2 1/8"
H	Height from bottom of bath to top deck	20"
I	Maximum water level	14 1/2"
J	Slope of backrest	17°
K	Deck width overflow side	2 1/8"
L	Outside edge to center drain	15 1/8"
M	Tile flange height	1"

● A AromaCloud® position ● B Control position when factory-installed (Mia® or DOT)
● C Indicates heated backrest (TMU) ● D Indicates WarmTouchShell® position (Soaker)

Hot water supply required	The hot water supply should be 70% or more of the bath's total water capacity.
Turbine	Access to the pump must be at least 18" x 22". Standard connection is 20 A. 120 V, 60 Hz, dedicated line with a ground-fault circuit interrupter (GFCI). For any additional option, a second line is needed 15 A. 120 V, 60 Hz, dedicated line with a GFCI. Air vent necessary: 2" x 4" minimum.
Others	The Geysair® is located on the same side as the heated backrest. It must not be relocated. It must be connected to the hot water supply and be accessible (provide access). The turbine must be remotely installed. Citti bathtubs include an integrated tile flange, specify right or left. Insert can be installed on right or left side.

Our products must be installed by certified professionals only and according to our Owner's Manual as well as federal, provincial/state and local building codes and regulations (www.bainultra.com/dealers/dealer-documentation-and-catalog).

Approx. shipping weight	125 lb
Turbine power	550 W
Air heater	600 W


Warranty

Controls-LED-Geysair*	5 years
Bath & turbine*	20 years

* Some restrictions apply | www.bainultra.com/warranty

Dimensions are subject to change; measured at external edges. Bathing well measured at air jet level. Tolerance: ±0.25" (±0.64 cm). Ensure bathtub is received prior to any construction. BainUltra® is not responsible for any preparatory work done before product arrival.

citti 6032 Without Insert



Product No.

Model Left	TMU BCIDRA0LT-XX	Soaker BCIDRA0LN-XX
Model Right	TMU BCIDRA0RT-XX	Soaker BCIDRA0RN-XX
Model Front Overflow, Left	TMU BC3DRA0LT-XX	Soaker BC3DRA0LN-XX
Model Front Overflow, Right	TMU BC3DRA0RT-XX	Soaker BC3DRA0RN-XX

ThermoMasseur (TMU)

Air Jet System	\$4,670
Jets	44
1 heated backrest	Included
Mia® Control	Included
BU-Touch Control Application <i>BUTOUCH</i>	\$495
Geysair®	Included
AromaCloud® <i>BAROMAC</i>	\$590
Illuzio Chromatherapy <i>BCHRO6</i>	\$995

Soaker

AromaCloud® <i>BAROMAC</i>	\$590
Illuzio Chromatherapy <i>BCHRO6</i>	\$995
WarmTouchShell® <i>BWTS</i>	\$1,125
DOT Control	Included with therapy

Features

Installation Type	Alcove (3 walls)
Integrated Skirt & Tile Flange (specify right or left)	Installed & Included
No. of bathers 2 Imp. gallons 44 US gallons 53	
Integrated Drain & Overflow — ZenFlow [†] <i>BOVERINIZF-XX</i>	
<input type="radio"/> White 01 <input type="radio"/> Biscuit 02	Installed & Included
Standard Bath Color <i>p.17</i>	
<input type="radio"/> White 01 <input type="radio"/> Biscuit 02	Included

Options UPCHARGE APPLICABLE

Finish <i>p.17</i>			
<input type="radio"/> UltraVelour Matte Finish (white only) <i>BVEL1</i>			\$650
Control (TMU only) <i>p.13</i>			
MiaPlus®# <i>BMIAP2-XX</i>			\$285
Universal Armrests <i>BGBGU-XX p.16</i>			
<input type="radio"/> White 01			\$895
Bath Pillow <i>BPILLOW p.252</i>			\$240
Drain & Overflow <i>p.14</i>	Integrated ZenFlow [†] <i>BOVERINIZF-XX</i>	Integrated with trim <i>BOVERIN-XX</i>	16" x 35"*** <i>BOVER16-XX</i>
<input type="radio"/> Chrome 07	\$40	\$70	\$95
<input type="radio"/> White 01 <input type="radio"/> Biscuit 02	Incl.	\$40	\$125
<input type="radio"/> Brushed Nickel 09	\$40	\$70	\$235
<input type="radio"/> Polished Nickel 10	\$40	\$70	\$235
<input type="radio"/> Oil-rubbed Bronze 11	N/A	N/A	\$235
<input type="radio"/> Matte Black 19 <input type="radio"/> Satin Brass 18	\$95	\$125	N/A
<input type="radio"/> Matte White 32	\$40	\$70	N/A
If Required by Construction Code			
Brass drain & overflow kit <i>BDRCOB</i>			\$240
Brass drain kit <i>BDRCB</i>			\$60
16" x 35" Cable driven brass drain & overflow kit# <i>BOVERBR</i>			\$240

To Order

To complete the ORDER FORM go to our Dealers Portal <https://dealersportal.bainultra.com/extranet/login> or send your order To Orderdesk@bainultra.com

† Turbine must be remotely installed. With the AromaCloud® and/or Control on the deck, a complete shower door cannot be installed.

Faucets must be wall-mounted. Don't forget to specify the finish of the Integrated drain & overflow.

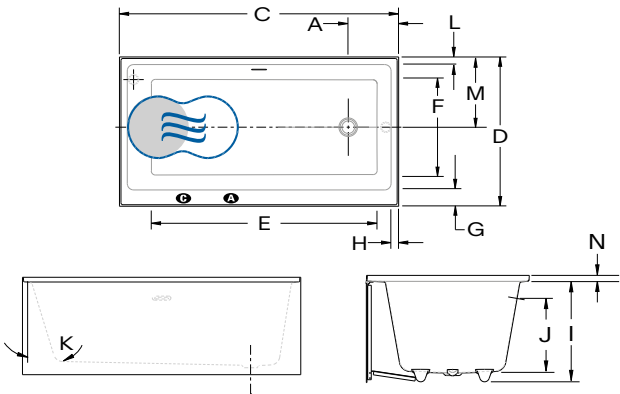
60" x 32" x 20"



Citti®

Technical Specifications

Standard overflow position shown. Front position available.



Letter	Description	Measure
A	Outside edge to center drain (Integrated drain & overflow)	10 7/8"
B	Outside edge to center of drain hole Drain & overflow 16" x 35" Front Overflow only	1 3/8"
C	Total length	60"
D	Total width	32"
E	Bathing well length	49 1/4"
F	Bathing well width	21 1/8"
G	Deck width (skirt side)	3 3/4"
H	Deck width at drain end	2 1/8"
I	Height from bottom of bath to top deck	20"
J	Maximum water level	14 1/2"
K	Slope of backrest	17°
L	Deck width overflow side	2 1/8"
M	Outside edge to center drain	15 1/8"
N	Tile flange height	1"
● AromaCloud® position ● Control position when factory-installed (Mia® or DOT)		
● Indicates heated backrest (TMU) ● Indicates WarmTouchShell® position (Soaker)		

Hot water supply required	The hot water supply should be 70% or more of the bath's total water capacity.
Turbine	Access to the pump must be at least 18" x 22". Standard connection is 20 A. 120 V, 60 Hz, dedicated line with a ground-fault circuit interrupter (GFCI). For any additional option, a second line is needed 15 A. 120 V, 60 Hz, dedicated line with a GFCI. Air vent necessary: 2" x 4" minimum.
Others	The Geysair® is located on the same side as the heated backrest. It must not be relocated. It must be connected to the hot water supply and be accessible (provide access).
	The turbine must be remotely installed. Citti bathtubs include an integrated tile flange, specify right or left.

Our products must be installed by certified professionals only and according to our Owner's Manual as well as federal, provincial/state and local building codes and regulations (www.bainultra.com/dealers/dealer-documentation-and-catalog).

Approx. shipping weight	125 lb
Turbine power	550 W
Air heater	600 W

Warranty

Controls-LED-Geysair*	5 years
Bath & turbine*	20 years

* Some restrictions apply | www.bainultra.com/warranty

citti 6032 trio

With Insert



Product No.

Model Std 1½" deck, Left	TMU BCTDRAJLT-XX	Soaker BCTDRAJLN-XX
Model Std 1½" deck, Right	TMU BCTDRAJRT-XX	Soaker BCTDRAJRN-XX
Model Slim deck, Left	TMU BCTDRAKLT-XX	Soaker BCTDRAKLN-XX
Model Slim deck, Right	TMU BCTDRAKRT-XX	Soaker BCTDRAKRN-XX

ThermoMasseur (TMU)

Air Jet System

Jets	42
1 heated backrest	Included
Mia® Control	Included
BU-Touch Control Application <i>BUTOUCH</i>	\$495
Geysair®	Included
AromaCloud® <i>BAROMAC</i>	\$590
Illuzio Chromatherapy <i>BCHRO6</i>	\$995

Soaker

AromaCloud® <i>BAROMAC</i>	\$590
Illuzio Chromatherapy <i>BCHRO6</i>	\$995
WarmTouchShell® <i>BWTS</i>	\$1,125
DOT Control	Included with therapy

Features

Installation Type	Alcove (3 walls)
No. of bathers	2
Imp. gallons	42
US gallons	50
Integrated tile flange	Included
Integrated Drain & Overflow — ZenFlow† <i>BOVERINIZF-XX</i>	
White 01	Biscuit 02
Standard Bath Color <i>p.17</i>	
White 01	Biscuit 02

Options UPCHARGE APPLICABLE

Finish <i>p.17</i>		
UltraVelour Matte Finish (white only) <i>BVEL1</i>		\$650
Control (TMU only) <i>p.13</i>		
MiaPlus® # <i>BMIAP2-XX</i>		\$285
Universal Armrests <i>BGBGU-XX p.16</i>		
White 01		\$895
Skirt Multifit (standard 1½" deck only) <i>BSMUL-XX p.254</i>		
White 01	Biscuit 02	\$600
Bath Pillow <i>BPILLOW p.252</i>		\$240
Drain & Overflow <i>p.14</i>		
Chrome 07		\$40
White 01	Biscuit 02	Incl.
Brushed Nickel 09		\$40
Polished Nickel 10		\$40
Matte Black 19	Satin Brass 18	\$95
Matte White 32		\$40
If Required by Construction Code		
Brass drain & overflow kit <i>BDRCOB</i>		\$240
Brass drain kit <i>BDRCB</i>		\$60

To Order

To complete the ORDER FORM go to our Dealers Portal <https://dealersportal.bainultra.com/extranet/login> or send your order To Orderdesk@bainultra.com

† Turbine must be remotely installed in certain conditions. With the Control installed on the deck, a complete shower door cannot

be installed. Faucets must be wall-mounted. Don't forget to specify the finish of the Integrated drain & overflow.

60" x 32" x 20"

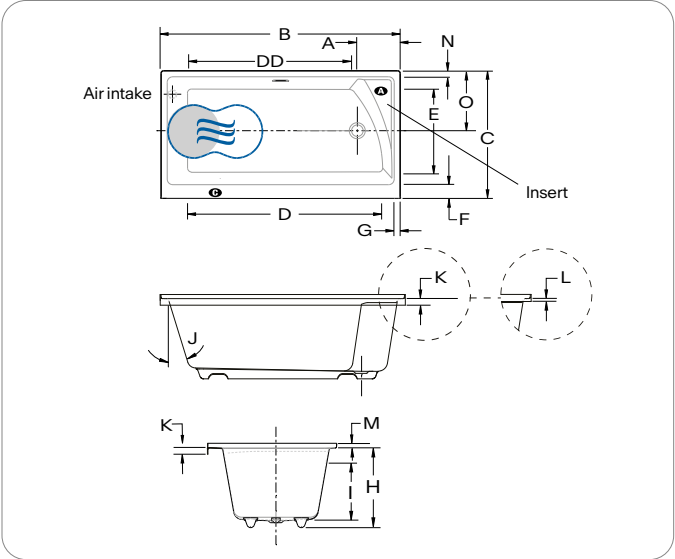


The insert is positioned on the side of the drain (left or right)



Citti®

Technical Specifications



Letter	Description	Measure
A	Outside edge to center drain	10 1/8"
B	Total length	60"
C	Total width	32"
D	Bathing well length	49 1/4"
DD	Bathing well length - insert side	42 5/8"
E	Bathing well width	21 1/8"
F	Deck width (skirt side)	3 3/4"
G	Deck width at drain end	2 1/8"
H	Height from bottom of bath to top deck	20"
I	Maximum water level	14 1/2"
J	Slope of backrest	17°
K	Height from bottom of deck to top standard deck	1 1/2"
L	Height from bottom of deck to top slim deck	1/2"
M	Tile flange height	1"
N	Deck width overflow side	2 1/8"
O	Outside edge to center drain	15 1/8"

Ⓐ AromaCloud® position Ⓑ Control position when factory-installed (Mia® or DOT)
● Indicates heated backrest (TMU) ☉ Indicates WarmTouchShell® position (Soaker)

Hot water supply required	The hot water supply should be 70% or more of the bath's total water capacity.
Turbine	Access to the pump must be at least 18" x 22". Standard connection is 20 A. 120 V, 60 Hz, dedicated line with a ground-fault circuit interrupter (GFCI). For any additional option, a second line is needed 15 A. 120 V, 60 Hz, dedicated line with a GFCI. Air vent necessary: 2" x 4" minimum.
Others	The Geysair® is located on the same side as the heated backrest. It must not be relocated. It must be connected to the hot water supply and be accessible (provide access). The turbine must be remotely installed. Citti bathtubs include an integrated tile flange, specify right or left. Insert can be installed on right or left side.

Our products must be installed by certified professionals only and according to our Owner's Manual as well as federal, provincial/state and local building codes and regulations (www.bainultra.com/dealers/dealer-documentation-and-catalog).

Approx. shipping weight	125 lb
Turbine power	550 W
Air heater	600 W

Warranty

Controls-LED-Geysair*	5 years
Bath & turbine*	20 years

* Some restrictions apply | www.bainultra.com/warranty

Dimensions are subject to change; measured at external edges. Bathing well measured at air jet level. Tolerance: ±0.25" (±0.64 cm). Ensure bathtub is received prior to any construction. BainUltra® is not responsible for any preparatory work done before product arrival.

citti 6032 trio

Without Insert



Std 1 1/2" deck with optional Multifit skirt

Product No.

Model Std 1 1/2" deck, Left	TMU BCTDRA0LT-XX	Soaker BCTDRA0LN-XX
Model Std 1 1/2" deck, Right	TMU BCTDRA0RT-XX	Soaker BCTDRA0RN-XX
Model Slim deck, Left	TMU BCTDRA1LT-XX	Soaker BCTDRA1LN-XX
Model Slim deck, Right	TMU BCTDRA1RT-XX	Soaker BCTDRA1RN-XX
Model Front Overflow, Std 1 1/2, L	TMU BC2DRA0LT-XX	Soaker BC2DRA0LN-XX
Model Front Overflow, Std 1 1/2, R	TMU BC2DRA0RT-XX	Soaker BC2DRA0RN-XX

ThermoMasseur (TMU)

Air Jet System

\$4,665

Jets	44
1 heated backrest	Included
Mia® Control	Included
BU-Touch Control Application <i>BUTOUCH</i>	\$495
Geysair®	Included
AromaCloud® <i>BAROMAC</i>	\$590
Illuzio Chromatherapy <i>BCHRO6</i>	\$995

Soaker

\$2,315

AromaCloud® <i>BAROMAC</i>	\$590
Illuzio Chromatherapy <i>BCHRO6</i>	\$995
WarmTouchShell® <i>BWTS</i>	\$1,125
DOT Control	Included with therapy

Features

Installation Type	Alcove (3 walls)
No. of bathers	2
Imp. gallons	44
US gallons	53
Integrated Tile Flange (specify right or left)	Included
Integrated Drain & Overflow — ZenFlow [†] <i>BOVERINZF-XX</i>	
<input type="radio"/> White 01 <input type="radio"/> Biscuit 02	Installed & Included
Standard Bath Color <i>p.17</i>	
<input type="radio"/> White 01 <input type="radio"/> Biscuit 02	

Model Front Overflow, Slim deck Left	TMU BC2DRA1LT-XX	Soaker BC2DRA1LN-XX
Model Front Overflow, Slim deck Right	TMU BC2DRA1RT-XX	Soaker BC2DRA1RN-XX

Options UPCHARGE APPLICABLE

Finish <i>p.17</i>			
<input type="radio"/> UltraVelour Matte Finish (white only) <i>BVEL1</i>			\$650
Control (TMU only) <i>p.13</i>			
MiaPlus®# <i>BMIAP2-XX</i>			\$285
Universal Armrests <i>BGBGU-XX p.16</i>			
<input type="radio"/> White 01			\$895
Skirt Multifit (standard 1 1/2" deck only) <i>BSMUL-XX p.254</i>			
<input type="radio"/> White 01 <input type="radio"/> Biscuit 02			\$600
Bath Pillow <i>BPILLOW p.252</i>			\$240
Drain & Overflow <i>p.14</i>	Integrated ZenFlow [†] <i>BOVERINZF-XX</i>	Integrated with trim <i>BOVERIN-XX</i>	16" x 35"*** <i>BOVER16-XX</i>
<input type="radio"/> Chrome 07	\$40	\$70	\$95
<input type="radio"/> White 01 <input type="radio"/> Biscuit 02	Incl.	\$40	\$125
<input type="radio"/> Brushed Nickel 09	\$40	\$70	\$235
<input type="radio"/> Polished Nickel 10	\$40	\$70	\$235
<input type="radio"/> Oil-rubbed Bronze 11	N/A	N/A	\$235
<input type="radio"/> Matte Black 19 <input type="radio"/> Satin Brass 18	\$95	\$125	N/A
<input type="radio"/> Matte White 32	\$40	\$70	N/A
If Required by Construction Code			
Brass Drain & Overflow Kit <i>BDRCOB</i>			\$240
Brass Drain Kit <i>BDRCB</i>			\$60
16" x 35" Cable driven brass drain & overflow kit# <i>BOVERBR</i>			\$240

To Order

To complete the ORDER FORM go to our Dealers Portal <https://dealersportal.bainultra.com/extranet/login> or send your order To Orderdesk@bainultra.com

† Turbine must be remotely installed. With the AromaCloud® and/or Control on the deck, a complete shower door cannot be installed. Faucets must be wall-mounted.

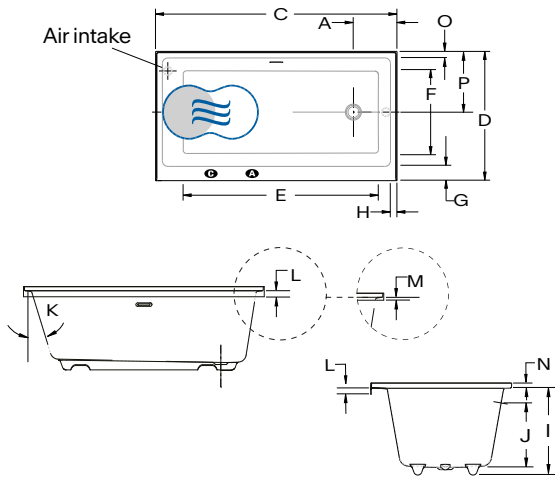
60" x 32" x 20"



Citti®

Technical Specifications

Standard overflow position shown. Front position available.



Letter	Description	Measure
A	Outside edge to center drain (Integrated drain & overflow)	10 7⁄8"
B	Outside edge to center of drain hole Drain & overflow 16" x 35" Front Overflow only	1 3⁄8"
C	Total length	60"
D	Total width	32"
E	Bathing well length	49 1⁄4"
F	Bathing well width	21 1⁄8"
G	Deck width (skirt side)	3 3⁄4"
H	Deck width at drain end	2 1⁄8"
I	Height from bottom of bath to top deck	20"
J	Maximum water level	14 1⁄2"
K	Slope of backrest	17°
L	Height from bottom of deck to top standard deck	1 1⁄2"
M	Height from bottom of deck to top slim deck	1⁄2"
N	Tile flange height	1"
O	Deck width overflow side	2 1⁄2"
P	Outside edge to center drain	15 1⁄8"

Ⓐ AromaCloud® position Ⓒ Control position when factory-installed (Mia® or DOT)
● Indicates heated backrest (TMU) ☞ Indicates WarmTouchShell® position (Soaker)

Hot water supply required	The hot water supply should be 70% or more of the bath's total water capacity.
Turbine	Access to the pump must be at least 18" x 22". Standard connection is 20 a. 120 V, 60 hz, dedicated line with a ground-fault circuit interrupter (gfc). For any additional option, a second line is needed 15 A. 120 V, 60 Hz, dedicated line with a gfc. Air vent necessary: 2" x 4" minimum.
Others	The Geysair® is located on the same side as the heated backrest. It must not be relocated. It must be connected to the hot water supply and be accessible (provide access). The turbine must be remotely installed. Citti bathtubs include an integrated tile flange, specify right or left.

Our products must be installed by certified professionals only and according to our Owner's Manual as well as federal, provincial/state and local building codes and regulations (www.bainultra.com/dealers/dealer-documentation-and-catalog).

Approx. shipping weight	125 lb
Turbine power	550 W
Air heater	600 W

Warranty

Controls-LED-Geysair*	5 years
Bath & turbine*	20 years

* Some restrictions apply | www.bainultra.com/warranty

Dimensions are subject to change; measured at external edges. Bathing well measured at air jet level. Tolerance: ±0.25" (±0.64 cm). Ensure bathtub is received prior to any construction. BainUltra® is not responsible for any preparatory work done before product arrival.

elegancia 6636



Contour C13

Product No.

Model C10	TMU BELLRDA0T-XX	Soaker BELLRDA0N-XX
Model C11	TMU BELLODB0T-XX	Soaker BELLODB0N-XX

Model C13	TMU BELLODD0T-XX	Soaker BELLODD0N-XX
Model C14	TMU BELLODE0T-XX	Soaker BELLODE0N-XX

ThermoMasseur (TMU)

Air Jet System	\$6,330
Jets	36
1 heated backrest	Included
MiaPlus® Control	Included
BU-Touch Control Application <i>BUTOUCH</i>	\$495
Geysair®	Included
AromaCloud® <i>BAROMAC</i>	\$590
Illuzio Chromatherapy <i>BCHRO6</i>	\$995
2nd heated backrest (WTS-1 zone) <i>BSHB</i>	\$1,125

Soaker

AromaCloud® <i>BAROMAC</i>	\$590
Illuzio Chromatherapy <i>BCHRO6</i>	\$995
WarmTouchShell® <i>BWTS</i>	\$1,125
DOT Control	Included with therapy
2nd WarmTouchShell® <i>BWTS2</i>	\$370

Features

Installation Type	Drop-in
No. of bathers 2 Imp. gallons 38 US gallons 46 Armrests 4	
Grab bars (color match) 2	
Standard Bath Color <i>p.17</i>	
○ White 01 ○ Biscuit 02	Included

Options UPCHARGE APPLICABLE

Grab Bars <i>p.16</i>	Clear Acrylic® <i>BGBG10-XX</i>	
○ Chrome 07		\$60
○ Brushed Nickel 09		\$60
Bath Pillow <i>BPILLOW p.252</i>		\$240
Comfort Cushion <i>BCUSHIONA p.253</i>		\$540
○ Grey 05 ● Black 06		
Drain & Overflow <i>p.14</i>	D13 <i>BOVERD13-XX</i>	D14*** <i>BOVERD14-XX</i>
○ Chrome 07	\$500	\$270
○ White 01	N/A	\$270
○ Biscuit 02	N/A	\$270
○ Brushed Nickel 09	\$500	\$270
○ Polished Nickel 10	\$500	\$270
○ Oil-rubbed Bronze 11	\$500	\$270
○ Matte Black 19 ○ Satin Brass 18	N/A	\$270
○ Unplated 00	\$500	\$270

To Order

To complete the ORDER FORM go to our Dealers Portal <https://dealersportal.bainultra.com/extranet/login> or send your order To Orderdesk@bainultra.com

⚠ Don't forget to select a contour among the 4 available to choose from.

† ZenFlow: Integrated overflow without a trim.

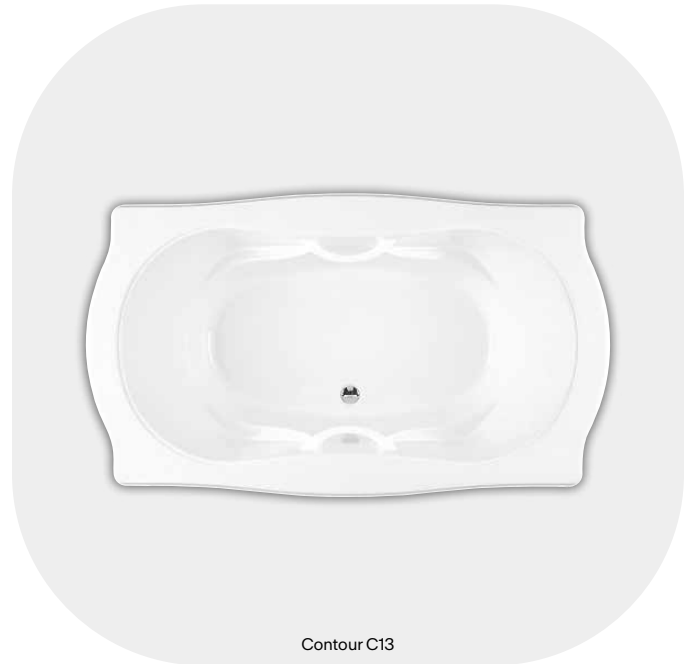
00 Specify insert finish. With Chrome or Brushed Nickel inserts.

*** Piping is not included for the drain & overflow D14.

66" x 36" x 21"



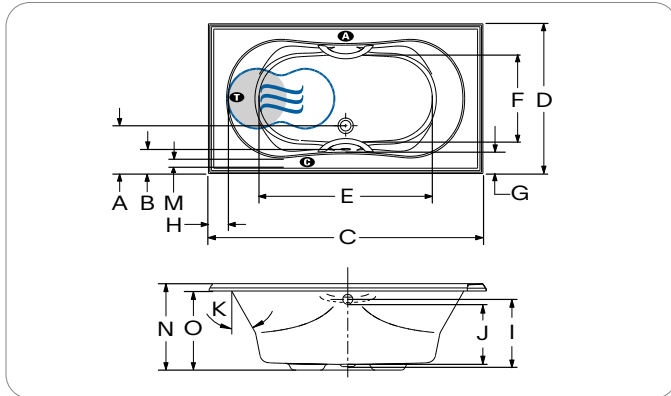
Contour C13



Contour C13

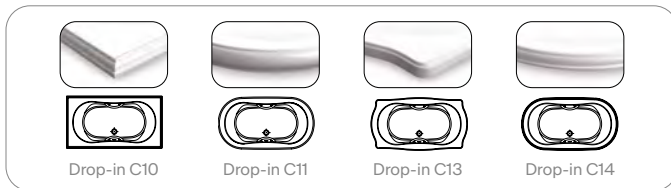
Elegancia®

Technical Specifications



Letter	Description	Measure
A	Outside edge to center drain	11 1/2"
B	Outside edge to overflow	5 1/2"
C	Total length	66"
D	Total width	36"
E	Bathing well length	42"
F	Bathing well width	21 3/8"
G	Deck width (widest point)	5 1/4"
H	Deck width at backrest end	4 3/4"
I	Height from bottom of drain to center of overflow	16"
J	Maximum water level (Drain & overflow 16" x 35")	14 5/16"
K	Slope of backrests	30°
A AromaCloud® position G Control position when factory-installed (Mia® or DOT) I Turbine position (TMU) ● Indicates heated backrest (TMU) ☺ Indicates WarmTouchShell® position (Soaker)		

Choose Your Contour



Letter	M	N	O
Description	Deck width (Narrowest point)	Height from bottom of bath to top deck	Height from bottom of bath to bottom of deck
C10	3 1/4"	20 3/4"	18 1/4"
C11	3 1/2"	20 5/8"	17 5/8"
C13	3 5/8"	20 5/8"	18 5/8"
C14	3 1/4"	20 3/4"	18 1/4"

Hot water supply required	The hot water supply should be 70% or more of the bath's total water capacity.
Turbine	Access to the pump must be at least 18" x 22". Standard connection is 20 A. 120 V, 60 Hz, dedicated line with a ground-fault circuit interrupter (GFCI). For any additional option, a second line is needed 15 A. 120 V, 60 Hz, dedicated line with a GFCI. Air vent necessary: 2" x 4" minimum.
Others	The Geysair® is located on the same side as the heated backrest. It must not be relocated. It must be connected to the hot water supply and be accessible (provide access).

Our products must be installed by certified professionals only and according to our Owner's Manual as well as federal, provincial/state and local building codes and regulations (www.bainultra.com/dealers/dealer-documentation-and-catalog).

Cutting template	# 90000044 (C11, C13 & C14)
Approx. shipping weight	135 lb
Turbine power	550 W
Air heater	600 W

Warranty

Controls-LED-Geysair*	5 years
Bath & turbine*	20 years

* Some restrictions apply | www.bainultra.com/warranty

Dimensions are subject to change; measured at external edges. Bathing well measured at air jet level. Tolerance: ±0.25" (±0.64 cm). Ensure bathtub is received prior to any construction. BainUltra® is not responsible for any preparatory work done before product arrival.

elegancia 6642



Contour C10

Product No.

Model C10	TMU BELNRDA0T-XX	Soaker BELNRDA0N-XX
Model C11	TMU BELNODB0T-XX	Soaker BELNODB0N-XX

Model C13	TMU BELNODD0T-XX	Soaker BELNODD0N-XX
Model C14	TMU BELNODE0T-XX	Soaker BELNODE0N-XX

ThermoMasseur (TMU)

Air Jet System	\$6,455
Jets	38
1 heated backrest	Included
MiaPlus® Control	Included
BU-Touch Control Application <i>BUTOUCH</i>	\$495
Geysair®	Included
AromaCloud® <i>BAROMAC</i>	\$590
Illuzio Chromatherapy <i>BCHRO6</i>	\$995
2nd heated backrest (WTS-1 zone) <i>BSHB</i>	\$1,125

Soaker

AromaCloud® <i>BAROMAC</i>	\$590
Illuzio Chromatherapy <i>BCHRO6</i>	\$995
WarmTouchShell® <i>BWTS</i>	\$1,125
DOT Control	Included with therapy
2nd WarmTouchShell® <i>BWTS2</i>	\$370

Features

Installation Type	Drop-in
No. of bathers Imp. gallons 44 US gallons 53 Armrests 4	
Grab bars (color match) 2	
Standard Bath Color <i>p.17</i>	
<input type="radio"/> White 01 <input type="radio"/> Biscuit 02	Included

Options UPCHARGE APPLICABLE

Grab Bars <i>p.16</i>	Clear Acrylic® <i>BGBG10-XX</i>	
<input type="radio"/> Chrome 07	\$60	
<input type="radio"/> Brushed Nickel 09	\$60	
Bath Pillow <i>BPILLOW p.252</i>	\$240	
Comfort Cushion <i>BCUSHIONA p.253</i>	\$540	
<input type="radio"/> Grey 05 <input type="radio"/> Black 06		
Drain & Overflow <i>p.14</i>	D13 <i>BOVERD13-XX</i>	D14*** <i>BOVERD14-XX</i>
<input type="radio"/> Chrome 07	\$500	\$270
<input type="radio"/> White 01	N/A	\$270
<input type="radio"/> Biscuit 02	N/A	\$270
<input type="radio"/> Brushed Nickel 09	\$500	\$270
<input type="radio"/> Polished Nickel 10	\$500	\$270
<input type="radio"/> Oil-rubbed Bronze 11	\$500	\$270
<input type="radio"/> Matte Black 19 <input type="radio"/> Satin Brass 18	N/A	\$270
<input type="radio"/> Unplated 00	\$500	\$270

To Order

To complete the ORDER FORM go to our Dealers Portal <https://dealersportal.bainultra.com/extranet/login> or send your order To Orderdesk@bainultra.com

☛ Don't forget to select a contour among the 4 available to choose from.

† ZenFlow: Integrated overflow without a trim.


∞ Specify insert finish. With Chrome or Brushed Nickel inserts.

*** Piping is not included for the drain & overflow D14.

66" x 42" x 21"



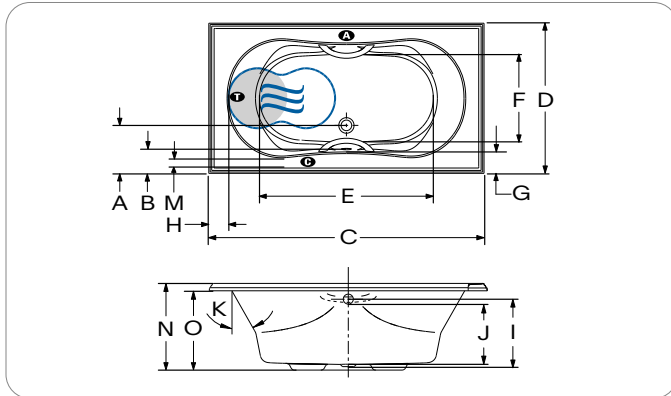
Contour C10



Contour C10

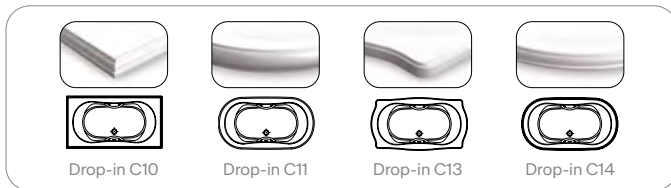
Elegancia®

Technical Specifications



Letter	Description	Measure
A	Outside edge to center drain	12 1/2"
B	Outside edge to overflow	6 1/2"
C	Total length	66"
D	Total width	42"
E	Bathing well length	41 3/4"
F	Bathing well width	25 3/8"
G	Deck width (widest point)	6 1/8"
H	Deck width at backrest end	4 3/4"
I	Height from bottom of drain to center of overflow	16"
J	Maximum water level (Drain & overflow 16" x 35")	14 5/16"
K	Slope of backrests	30°
A AromaCloud® position G Control position when factory-installed (Mia® or DOT) I Turbine position (TMU) ● Indicates heated backrest (TMU) ☺ Indicates WarmTouchShell® position (Soaker)		

Choose Your Contour



Letter	M	N	O
Description	Deck width (Narrowest point)	Height from bottom of bath to top deck	Height from bottom of bath to bottom of deck
C10	2 7/8"	20 3/4"	18"
C11	3 1/4"	20 5/8"	17 1/8"
C13	2 5/8"	20 5/8"	18 5/8"
C14	2 3/4"	20 3/4"	18"

Hot water supply required	The hot water supply should be 70% or more of the bath's total water capacity.
Turbine	Access to the pump must be at least 18" x 22". Standard connection is 20 A. 120 V, 60 Hz, dedicated line with a ground-fault circuit interrupter (GFCI). For any additional option, a second line is needed 15 A. 120 V, 60 Hz, dedicated line with a GFCI. Air vent necessary: 2" x 4" minimum.
Others	The Geysair® is located on the same side as the heated backrest. It must not be relocated. It must be connected to the hot water supply and be accessible (provide access).

Our products must be installed by certified professionals only and according to our Owner's Manual as well as federal, provincial/state and local building codes and regulations (www.bainultra.com/dealers/dealer-documentation-and-catalog).

Cutting template	# 90000043 (C11, C13 & C14)
Approx. shipping weight	140 lb
Turbine power	550 W
Air heater	600 W

Warranty

Controls-LED-Geysair*	5 years
Bath & turbine*	20 years

* Some restrictions apply | www.bainultra.com/warranty

Dimensions are subject to change; measured at external edges. Bathing well measured at air jet level. Tolerance: ±0.25" (±0.64 cm). Ensure bathtub is received prior to any construction. BainUltra® is not responsible for any preparatory work done before product arrival.

elegancia 7236



Contour C14

Product No.

Model C10	TMU BELSRDA0T-XX	Soaker BELSRDA0N-XX
Model C11	TMU BELSODB0T-XX	Soaker BELSODB0N-XX

Model C13	TMU BELSODD0T-XX	Soaker BELSODD0N-XX
Model C14	TMU BELSODE0T-XX	Soaker BELSODE0N-XX

ThermoMasseur (TMU)

Air Jet System	\$6,500
Jets	38
1 heated backrest	Included
MiaPlus® Control	Included
BU-Touch Control Application <i>BUTOUCH</i>	\$495
Geysair®	Included
AromaCloud® <i>BAROMAC</i>	\$590
Illuzio Chromatherapy <i>BCHRO6</i>	\$995
2nd heated backrest (WTS-1 zone) <i>BSHB</i>	\$1,125

Soaker

AromaCloud® <i>BAROMAC</i>	\$590
Illuzio Chromatherapy <i>BCHRO6</i>	\$995
WarmTouchShell® <i>BWTS</i>	\$1,125
DOT Control	Included with therapy
2nd WarmTouchShell® <i>BWTS2</i>	\$370

Features

Installation Type	Drop-in
No. of bathers ♀♂	Imp. gallons 44 US gallons 52 Armrests 4
Grab bars (color match) 2	
Standard Bath Color <i>p.17</i>	
<input type="radio"/> White 01 <input type="radio"/> Biscuit 02	Included

Options UPCHARGE APPLICABLE

Grab Bars <i>p.16</i>	Clear Acrylic® <i>BGBG10-XX</i>	
<input type="radio"/> Chrome 07	\$60	
<input type="radio"/> Brushed Nickel 09	\$60	
Bath Pillow <i>BPILLOW p.252</i>	\$240	
Comfort Cushion <i>BCUSHIONA p.253</i>	\$540	
<input type="radio"/> Grey 05 <input type="radio"/> Black 06		
Drain & Overflow <i>p.14</i>	D13 <i>BOVERD13-XX</i>	D14*** <i>BOVERD14-XX</i>
<input type="radio"/> Chrome 07	\$500	\$270
<input type="radio"/> White 01	N/A	\$270
<input type="radio"/> Biscuit 02	N/A	\$270
<input type="radio"/> Brushed Nickel 09	\$500	\$270
<input type="radio"/> Polished Nickel 10	\$500	\$270
<input type="radio"/> Oil-rubbed Bronze 11	\$500	\$270
<input type="radio"/> Matte Black 19 <input type="radio"/> Satin Brass 18	N/A	\$270
<input type="radio"/> Unplated 00	\$500	\$270

To Order

To complete the ORDER FORM go to our Dealers Portal <https://dealersportal.bainultra.com/extranet/login> or send your order To Orderdesk@bainultra.com

☛ Don't forget to select a contour among the 4 available to choose from.

† ZenFlow: Integrated overflow without a trim.

∞ Specify insert finish. With Chrome or Brushed Nickel inserts.

*** Piping is not included for the drain & overflow D14.

72" x 36" x 21"



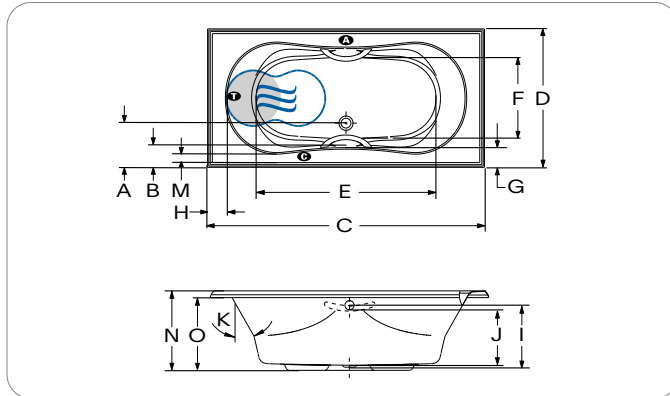
Contour C14



Contour C14

Elegancia®

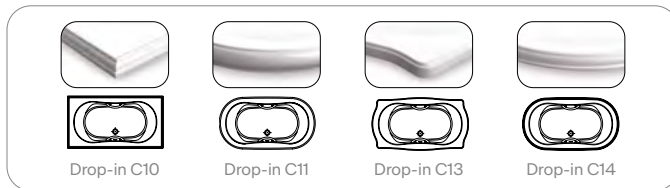
Technical Specifications



Letter	Description	Measure
A	Outside edge to center drain	11 5/8"
B	Outside edge to overflow	5 5/8"
C	Total length	72"
D	Total width	36 1/8"
E	Bathing well length	47 1/4"
F	Bathing well width	21 3/8"
G	Deck width (widest point)	5 1/4"
H	Deck width at backrest end	5 1/8"
I	Height from bottom of drain to center of overflow	16"
J	Maximum water level (Drain & overflow 16" x 35")	14 5/16"
K	Slope of backrests	30°

A AromaCloud® position G Control position when factory-installed (Mia® or DOT)
 I Turbine position (TMU) H Indicates heated backrest (TMU)
 K Indicates WarmTouchShell® position (Soaker)

Choose Your Contour



Letter	M	N	O
Description	Deck width (Narrowest point)	Height from bottom of bath to top deck	Height from bottom of bath to bottom of deck
C10	1 7/8"	20 3/4"	18 1/4"
C11	1 7/8"	20 5/8"	17 5/8"
C13	1 1/4"	20 5/8"	18 5/8"
C14	1 5/8"	20 3/4"	18 1/4"

Hot water supply required	The hot water supply should be 70% or more of the bath's total water capacity.
Turbine	Access to the pump must be at least 18" x 22". Standard connection is 20 A. 120 V, 60 Hz, dedicated line with a ground-fault circuit interrupter (GFCI). For any additional option, a second line is needed 15 A. 120 V, 60 Hz, dedicated line with a GFCI. Air vent necessary: 2" x 4" minimum.
Others	The Geysair® is located on the same side as the heated backrest. It must not be relocated. It must be connected to the hot water supply and be accessible (provide access).

Our products must be installed by certified professionals only and according to our Owner's Manual as well as federal, provincial/state and local building codes and regulations (www.bainultra.com/dealers/dealer-documentation-and-catalog).

Cutting template	# 90000042 (C11, C13 & C14)
Approx. shipping weight	137 lb
Turbine power	550 W
Air heater	600 W

Warranty

Controls-LED-Geysair*	5 years
Bath & turbine*	20 years

* Some restrictions apply | www.bainultra.com/warranty

Dimensions are subject to change; measured at external edges. Bathing well measured at air jet level. Tolerance: ±0.25" (±0.64 cm). Ensure bathtub is received prior to any construction. BainUltra® is not responsible for any preparatory work done before product arrival.

elegancia 7242



Product No.

Model C10	TMU BELVRDA0T-XX	Soaker BELVRDA0N-XX
Model C11	TMU BELVODB0T-XX	Soaker BELVODB0N-XX

Model C13	TMU BELVODD0T-XX	Soaker BELVODD0N-XX
Model C14	TMU BELVODE0T-XX	Soaker BELVODE0N-XX

ThermoMasseur (TMU)

Air Jet System	\$6,585
Jets	40
1 heated backrest	Included
MiaPlus® Control	Included
BU-Touch Control Application <i>BUTOUCH</i>	\$495
Geysair®	Included
AromaCloud® <i>BAROMAC</i>	\$590
Illuzio Chromatherapy <i>BCHRO6</i>	\$995
2nd heated backrest (WTS-1 zone) <i>BSHB</i>	\$1,125

Soaker

AromaCloud® <i>BAROMAC</i>	\$590
Illuzio Chromatherapy <i>BCHRO6</i>	\$995
WarmTouchShell® <i>BWTS</i>	\$1,125
DOT Control	Included with therapy
2nd WarmTouchShell® <i>BWTS2</i>	\$370

Features

Installation Type	Drop-in
No. of bathers ♀♂	Imp. gallons 50 US gallons 60 Armrests 4
Grab bars (color match) 2	
Standard Bath Color <i>p.17</i>	
<input type="radio"/> White 01 <input type="radio"/> Biscuit 02	Included

Options UPCHARGE APPLICABLE

Grab Bars <i>p.16</i>	Clear Acrylic® <i>BGBG10-XX</i>	
<input type="radio"/> Chrome 07	\$60	
<input type="radio"/> Brushed Nickel 09	\$60	
Bath Pillow <i>BPILLOW p.252</i>	\$240	
Comfort Cushion <i>BCUSHIONA p.253</i>	\$540	
<input type="radio"/> Grey 05 <input type="radio"/> Black 06		
Drain & Overflow <i>p.14</i>	D13 <i>BOVERD13-XX</i>	D14*** <i>BOVERD14-XX</i>
<input type="radio"/> Chrome 07	\$500	\$270
<input type="radio"/> White 01	N/A	\$270
<input type="radio"/> Biscuit 02	N/A	\$270
<input type="radio"/> Brushed Nickel 09	\$500	\$270
<input type="radio"/> Polished Nickel 10	\$500	\$270
<input type="radio"/> Oil-rubbed Bronze 11	\$500	\$270
<input type="radio"/> Matte Black 19 <input type="radio"/> Satin Brass 18	N/A	\$270
<input type="radio"/> Unplated 00	\$500	\$270

To Order

To complete the ORDER FORM go to our Dealers Portal <https://dealersportal.bainultra.com/extranet/login> or send your order To Orderdesk@bainultra.com

☛ Don't forget to select a contour among the 4 available to choose from.

† ZenFlow: Integrated overflow without a trim.

∞ Specify insert finish. With Chrome or Brushed Nickel inserts.

*** Piping is not included for the drain & overflow D14.

72" x 42" x 21"



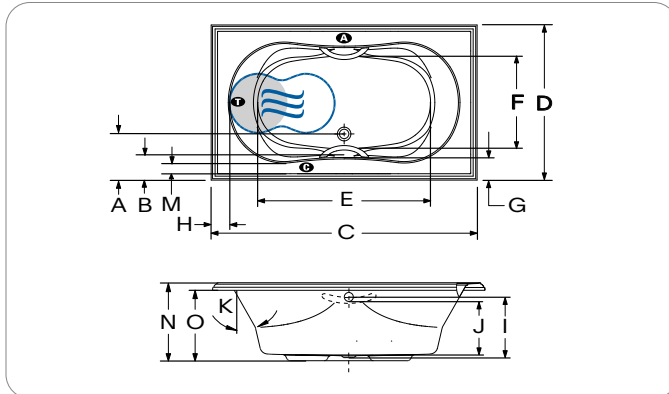
Contour C11



Contour C11

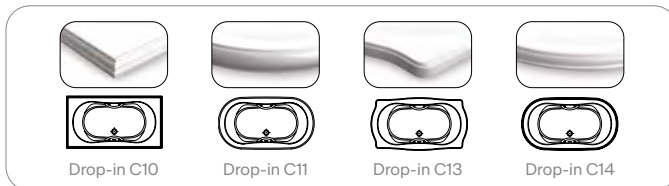
Elegancia®

Technical Specifications



Letter	Description	Measure
A	Outside edge to center drain	12 5/8"
B	Outside edge to overflow	6 5/8"
C	Total length	71 1/2"
D	Total width	41 1/2"
E	Bathing well length	47 1/4"
F	Bathing well width	25 3/8"
G	Deck width (widest point)	6 1/4"
H	Deck width at backrest end	5 1/8"
I	Height from bottom of drain to center of overflow	16"
J	Maximum water level (Drain & overflow 16" x 35")	14 5/16"
K	Slope of backrests	30°
A AromaCloud® position G Control position when factory-installed (Mia® or DOT) I Turbine position (TMU) J Indicates heated backrest (TMU) K Indicates WarmTouchShell® position (Soaker)		

Choose Your Contour



Letter	M	N	O
Description	Deck width (Narrowest point)	Height from bottom of bath to top deck	Height from bottom of bath to bottom of deck
C10	2 5/8"	20 3/4"	18"
C11	2 7/8"	20 5/8"	17 1/8"
C13	2"	20 5/8"	18 5/8"
C14	2 1/2"	20 3/4"	18"

Hot water supply required	The hot water supply should be 70% or more of the bath's total water capacity.
Turbine	Access to the pump must be at least 18" x 22". Standard connection is 20 A. 120 V, 60 Hz, dedicated line with a ground-fault circuit interrupter (GFCI). For any additional option, a second line is needed 15 A. 120 V, 60 Hz, dedicated line with a GFCI. Air vent necessary: 2" x 4" minimum.
Others	The Geysair® is located on the same side as the heated backrest. It must not be relocated. It must be connected to the hot water supply and be accessible (provide access).

Our products must be installed by certified professionals only and according to our Owner's Manual as well as federal, provincial/state and local building codes and regulations (www.bainultra.com/dealers/dealer-documentation-and-catalog).

Cutting template	# 90000041 (C11, C13 & C14)
Approx. shipping weight	141 lb
Turbine power	550 W
Air heater	600 W

Warranty

Controls-LED-Geysair*	5 years
Bath & turbine*	20 years

* Some restrictions apply | www.bainultra.com/warranty

Dimensions are subject to change; measured at external edges. Bathing well measured at air jet level. Tolerance: ±0.25" (±0.64 cm). Ensure bathtub is received prior to any construction. BainUltra® is not responsible for any preparatory work done before product arrival.

essencia 6838



Product No.

Model Freestanding TMU BESPRFOOT-XX Soaker BESPRFOON-XX

ThermoMasseur (TMU)

Air Jet System

\$11,035

Jets	59
1 heated backrest & headrest	Included
MiaPlus® Control*	Included
BU-Touch Control Application	Included
Geysair®	Included
AromaCloud®** BAROMAC	\$590
Illuzio Chromatherapy BCHRO6	\$995

Soaker

\$7,985

AromaCloud®** BAROMAC	\$590
Illuzio Chromatherapy BCHRO6	\$995
WarmTouchShell® BWTS	\$1,125
DOT Control	Included with therapy

Features

Installation Type	Freestanding
No. of bathers ½ Imp. gallons 56 US gallons 67 Raised seat 1 Inverted V 1 Armrests 2 Grab bars (Color match) 2 Footrest 1	
Integrated Drain & Overflow — ZenFlow† BOVERINIZF-01	
○ White 01	Installed & Included
Standard Bath Color p.17	
○ White 01	Included

Options UPCHARGE APPLICABLE

Bath Color p.17			
 Black / White 66			\$475
Finish p.17			
 UltraVelour Matte Finish (white only) <i>BVEL2</i>			\$850
Clear Acrylic Grab Bars <i>BGBG10-XX</i> p.16			
 Chrome 07	 Brushed Nickel 09 inserts		\$60
Bath Pillow <i>BPILLOW</i> p.252			\$240
Comfort Cushion <i>BCUSHIONA</i> p.253			\$540
 Grey 05  Black 06			
Drain & Overflow p.14			
 Chrome 07	Integrated ZenFlow ¹ <i>BOVERINZF-XX</i>	Integrated with trim <i>BOVERIN-XX</i>	16" x 35"*** <i>BOVER16-XX</i>
 White 01	Incl.	\$40	\$95
 Brushed Nickel 09	 Polished Nickel 10	\$40	\$125
 Oil-rubbed Bronze 11		N/A	\$235
 Matte Black 19	 Satin Brass 18	\$95	\$235
 Matte White 32		\$70	N/A

Island Tub Drain™*** p.15	
Island tub drain™ BSLDD	\$260
Cast Iron Island tub drain™ BSLDDCI	\$310
If Required by Construction Code or installed with ITD	
Brass drain & overflow kit† BDRCOB	\$240
Brass drain kit† BDRCB	\$60
16" x 35" Cable driven brass drain & overflow kit BOVERBR	\$240

To Order

To complete the ORDER FORM go to our Dealers Portal <https://dealersportal.bainultra.com/extranet/login> or send your order To Orderdesk@bainultra.com

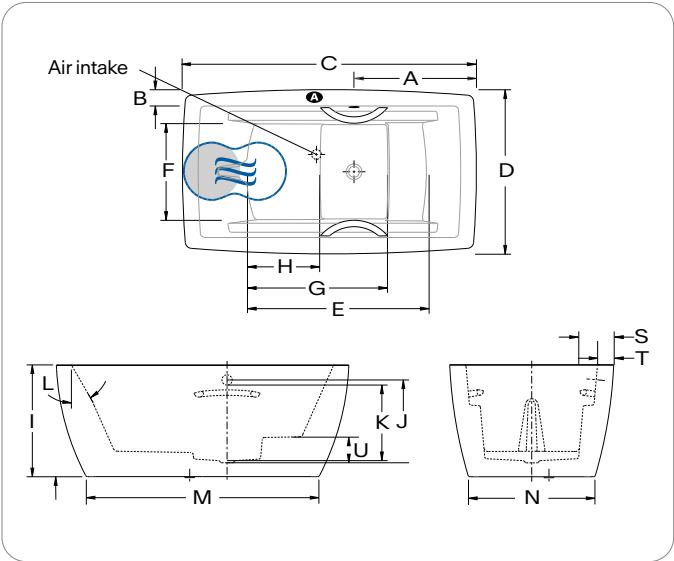
⚠ Don't forget to specify the finish of the Integrated drain & overflow.

† ZenFlow: Integrated overflow without a trim.
 * For TMU, control must be wall-mounted. Faucets must be freestanding or wall-mounted.
 ** The AromaCloud® is built into the deck (factory installed).
 *** An Island tub drain™ is required when there is no access under the bath. ITD requires the Brass drain kit (BDRCB) if ordered with the Integrated drain & overflow. ITD requires the 16 x 35" Cable driven brass drain & overflow kit (BOVERBR) if ordered with the 16 x 35" drain & overflow.
 ‡ When ordered with Integrated drain & overflow.



Essencia®

Technical Specifications



Letter	Description	Measure
A	Outside edge to center drain	28 1/4"
B	Deck width	3 3/4"
C	Total length	68"
D	Total width	38"
E	Bathing well length	42"
F	Bathing well width	22 3/8"
G	Bottom bathing well length	32 3/8"
H	Raised seat length	16 5/8"
I	Height from bottom of bath to top deck	26"
J	Height from bottom of drain to center of overflow	19 3/8"
K	Maximum water level (Drain & overflow 16" x 35")	17 5/8"
	Maximum water level (Integrated drain & overflow)	18 3/8"
L	Slope of backrest	30°
M	Base length	54 1/8"
N	Base width	29 1/4"
S	Minimum spout reach	7 3/4"
T	Outside edge to overflow	4"
U	Height of footrest	5 1/2"

Ⓐ AromaCloud® position ● Indicates heated backrest (TMU)
Ⓢ Indicates WarmTouchShell® position (Soaker)

Hot water supply required	The hot water supply should be 70% or more of the bath's total water capacity.
Turbine	Access to the pump must be at least 18" x 22". Standard connection is 20 A, 120 V, 60 Hz, dedicated line with a ground-fault circuit interrupter (GFCI). For any additional option, a second line is needed 15 A, 120 V, 60 Hz, dedicated line with a GFCI. Air vent necessary: 2" x 4" minimum.
Others	The Geysair® is located on the same side as the heated backrest. It must not be relocated. It must be connected to the hot water supply and be accessible (provide access). Faucet must be freestanding or wall-mounted. The turbine must be remotely installed. TMU; Control must be wall-mounted. Soaker: DOT Controls are located on either sides of the AromaCloud®.

Our products must be installed by certified professionals only and according to our Owner's Manual as well as federal, provincial/state and local building codes and regulations (www.bainultra.com/dealers/dealer-documentation-and-catalog).

Cutting template	# 90000057
Approx. shipping weight	290 lb
Turbine power	550 W
Air heater	600 W

Warranty

Controls-LED-Geysair*	5 years
Bath & turbine*	20 years

* Some restrictions apply | www.bainultra.com/warranty

For the installer
Scan to view
installation video
(3:20 min) →



Dimensions are subject to change; measured at external edges. Bathing well measured at air jet level. Tolerance: ±0.25" (±0.64 cm). Ensure bathtub is received prior to any construction. BainUltra® is not responsible for any preparatory work done before product arrival.

essencia design 7236



Essencia Design 7236 with Illuzio Chromatherapy

Product No.

Model Freestanding TMU BESSOFN0T-XX Soaker BESSOFN0N-XX

ThermoMasseur (TMU)

Air Jet System

\$10,535

Jets	46
1 heated backrest	Included
MiaPlus® Control*	Included
BU-Touch Control Application	Included
Geysair®	Included
Illuzio Chromatherapy <i>BCHRO6</i>	\$995

Soaker

\$7,660

Illuzio Chromatherapy <i>BCHRO6</i>	\$995
WarmTouchShell® <i>BWTS</i>	\$1,125
DOT Control	Included with therapy

Features

Installation Type	Freestanding
No. of bathers ♀ Imp. gallons 46 US gallons 55	
Integrated Drain & Overflow — ZenFlow† <i>BOVERINIZF-01</i>	
○ White 01	Installed & Included
Standard Bath Color p.17	
○ White 01	Included

Options UPCHARGE APPLICABLE

Bath Color p.17		
☑ Black / White 66		\$475
Finish p.17		
○ UltraVelour Matte Finish (white only) <i>BVEL2</i>		\$850
Bath Pillow <i>BPILOW</i> p.252		\$240
Drain & Overflow p.14	Integrated ZenFlow† <i>BOVERINZF-XX</i>	Integrated with trim <i>BOVERIN-XX</i>
○ Chrome 07	\$40	\$70
○ White 01	Incl.	\$40
○ Brushed Nickel 09	\$40	\$70
○ Polished Nickel 10	\$40	\$70
○ Matte Black 19	\$95	\$125
○ Matte White 32	\$40	\$70
Island Tub Drain™*** p.15		
Island tub drain™ <i>BISLDD</i>		\$260
Cast Iron Island tub drain™ <i>BISLDDCI</i>		\$310
If Required by Construction Code or installed with ITD		
Brass drain & overflow kit <i>BDRCOB</i>		\$240
Brass drain kit <i>BDRCB</i>		\$60

To Order

To complete the ORDER FORM go to our Dealers Portal <https://dealersportal.bainultra.com/extranet/login> or send your order To Orderdesk@bainultra.com

♀ Don't forget to specify the finish of the Integrated drain & overflow.

† ZenFlow: Integrated overflow without a trim.

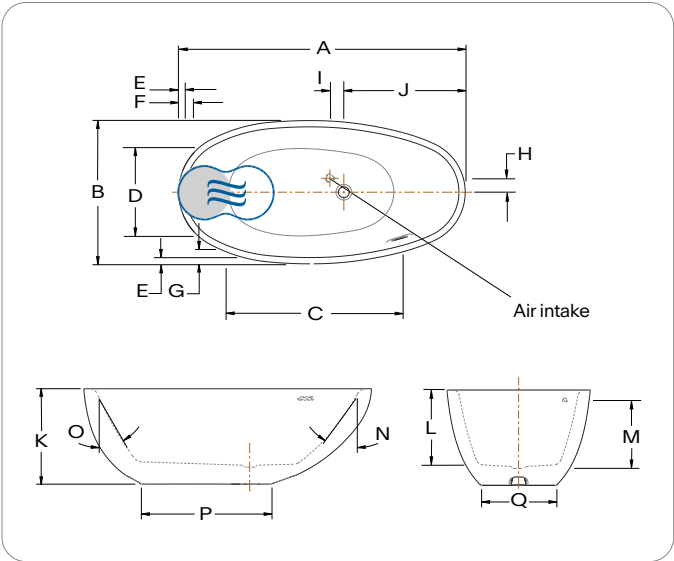
* For TMU, control must be wall-mounted. Faucets must be freestanding or wall-mounted.

*** An Island tub drain™ is required when there is no access under the bath.



Essencia®

Technical Specifications



Letter	Description	Measure
A	Total length	72"
B	Total width	36"
C	Bathing well length (at jets height)	44 7/8"
D	Bathing well width (at jets height)	22 5/8"
E	Deck width (top)	1 5/8"
F	Deck width (backrest round edge)	3 1/2"
G	Deck width (side round edge)	3 1/8"
H	Center drain to center air intake (long axis)	3 1/2"
I	Center drain to center air intake (trans axis)	3 1/2"
J	Center drain to deck edge	30 1/2"
K	Bath height	24"
L	Height from bottom of drain to top of deck	19 1/4"
M	Maximum water level	16 3/4"
N	Slope	40°
O	Slope of backrest	29°
P	Base length	32 3/8"
Q	Base width	19"

● Indicates heated backrest (TMU) ☞ Indicates WarmTouchShell® position (Soaker)

Hot water supply required	The hot water supply should be 70% or more of the bath's total water capacity.
Turbine	Access to the pump must be at least 18" x 22". Standard connection is 20 A. 120 V, 60 Hz, dedicated line with a ground-fault circuit interrupter (GFCI). For any additional option, a second line is needed 15 A. 120 V, 60 Hz, dedicated line with a GFCI. Air vent necessary: 2" x 4" minimum.
Others	The Geysair® is located on the same side as the heated backrest. It must not be relocated. It must be connected to the hot water supply and be accessible (provide access). Faucet must be freestanding or wall-mounted. The turbine must be remotely installed. TMU: Control must be wall-mounted.

Our products must be installed by certified professionals only and according to our Owner's Manual as well as federal, provincial/state and local building codes and regulations (www.bainultra.com/dealers/dealer-documentation-and-catalog).

Cutting template	# 90000071
Approx. shipping weight	305 lb
Turbine power	550 W
Air heater	600 W

Warranty

Controls-LED-Geysair*	5 years
Bath & turbine*	20 years

* Some restrictions apply | www.bainultra.com/warranty

For the installer
Scan to view
installation video
(3:20 min) →



Dimensions are subject to change; measured at external edges. Bathing well measured at air jet level. Tolerance: ±0.25" (±0.64 cm). Ensure bathtub is received prior to any construction. BainUltra® is not responsible for any preparatory work done before product arrival.

essencia oval 7236



Product No.

Model	TMU BESSOD00T-XX	Soaker BESSOD00N-XX
-------	------------------	---------------------

ThermoMasseur (TMU)

Air Jet System	\$6,425
Jets	50
1 heated backrest & headrest	Included
MiaPlus® Control*	Included
BU-Touch Control Application <i>BUTOUCH</i>	\$495
Geysair®	Included
AromaCloud® <i>BAROMAC</i>	\$590
Illuzio Chromatherapy <i>BCHRO6</i>	\$995

Soaker

AromaCloud® <i>BAROMAC</i>	\$590
Illuzio Chromatherapy <i>BCHRO6</i>	\$995
WarmTouchShell® <i>BWTS</i>	\$1,125
DOT Control	Included with therapy

Features


Installation Type	Drop-in
No. of bathers ½ Imp. gallons 51 US gallons 61 Raised seat 1 Inverted V 1	
Armrests 2 Grab bars (Color match) 2 Footrest	Included
16" x 35" Drain and Overflow <i>BOVERIN16-XX</i>	
<input type="radio"/> White 01 <input type="radio"/> Biscuit 02	Included
Standard Bath Color <i>p.17</i>	
<input type="radio"/> White 01 <input type="radio"/> Biscuit 02	Included

Options UPCHARGE APPLICABLE

Finish <i>p.17</i>	
<input type="radio"/> UltraVelour Matte Finish (white only) <i>BVEL2</i>	\$850
Clear Acrylic Grab Bars <i>BGBG10-XX p.16</i>	
<input type="radio"/> Chrome 07 <input type="radio"/> Brushed Nickel 09 inserts	\$60
Bath Pillow <i>BPILLOW p.252</i>	\$240
Drain & Overflow <i>p.14</i>	16" x 35" <i>BOVER16-XX</i>
<input type="radio"/> Chrome 07	Incl.
<input type="radio"/> Brushed Nickel 09	\$235
<input type="radio"/> Polished Nickel 10	\$235
If Required by Construction Code or installed with ITD	
16" x 35" Cable driven brass drain & overflow kit <i>BOVERBR</i>	\$240

To Order

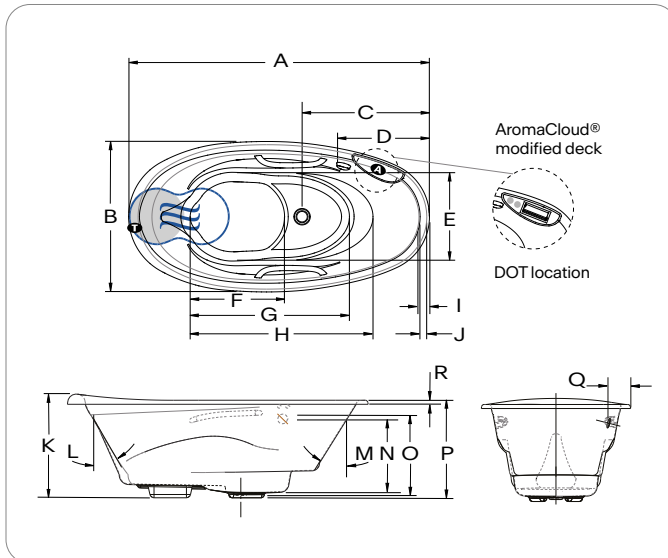
To complete the ORDER FORM go to our Dealers Portal <https://dealersportal.bainultra.com/extranet/login> or send your order To Orderdesk@bainultra.com



Essencia®

Inverted V backrest

Technical Specifications



Letter	Description	Measure
A	Total length	72"
B	Total width	36"
C	Outside edge to center drain	30 1/2"
D	Outside edge to overflow	20 1/2"
E	Bathing well width	21"
F	Raised seat length	22 5/8"
G	Bottom bathing well length	38"
H	Bathing well length	45 1/4"
I	Deck width (top)	2 5/8"
J	Deck width (raised deck)	1 1/2"
K	Total height to headrest	24 7/8"
L	Slope of backrest	30°
M	Slope on drain side	32°
N	Maximum water level (Drain & overflow 16" x 35")	16 5/8"
O	Height from bottom of drain to center of overflow	18 3/8"
P	Height from bottom of bath to top deck	23 1/2"
Q	Minimum faucet dimension	6 3/8"
R	Deck height at footrest	1"

A AromaCloud® position T Turbine position (TMU)
 ● Indicates heated backrest (TMU) ☺ Indicates WarmTouchShell® position (Soaker)

Hot water supply required	The hot water supply should be 70% or more of the bath's total water capacity.
Turbine	Access to the pump must be at least 18" x 22". Standard connection is 20 A, 120 V, 60 Hz, dedicated line with a ground-fault circuit interrupter (GFCI). For any additional option, a second line is needed 15 A, 120 V, 60 Hz, dedicated line with a GFCI. Air vent necessary: 2" x 4" minimum.
Others	The Geysair® is located on the same side as the heated backrest. It must not be relocated. It must be connected to the hot water supply and be accessible (provide access). Faucets cannot be installed on the deck of the bath. TMU: Control must be wall-mounted. Soaker: DOT Controls are located on the side of the AromaCloud®.

Our products must be installed by certified professionals only and according to our Owner's Manual as well as federal, provincial/state and local building codes and regulations (www.bainultra.com/dealers/dealer-documentation-and-catalog).

Cutting template	# 90000056
Approx. shipping weight	146 lb
Turbine power	550 W
Air heater	600 W

Warranty

Controls-LED-Geysair*	5 years
Bath & turbine*	20 years

* Some restrictions apply | www.bainultra.com/warranty

essencia oval 7236



Product No.

Model Freestanding TMU BESSOF00T-XX Soaker BESSOF00N-XX

ThermoMasseur (TMU)

Air Jet System

\$10,995

Jets	46
1 heated backrest & headrest	Included
MiaPlus® Control*	Included
BU-Touch Control Application	Included
Geysair®	Included
AromaCloud®** BAROMAC	\$590
Illuzio Chromatherapy BCHRO6	\$995

Soaker






\$7,960

AromaCloud®** BAROMAC	\$590
Illuzio Chromatherapy BCHRO6	\$995
WarmTouchShell® BWTS	\$1,125
DOT Control	Included with therapy

Features

Installation Type	Freestanding
No. of bathers ½ Imp. gallons 51 US gallons 61 Raised seat 1 Inverted V 1 Armrests 2 Grab bars (Color match) 2 Footrest Included	
16" x 35" Drain and Overflow BOVERIN16-01	
White 01	Installed & Included
Standard Bath Color p.17	
White 01	Included

Options UPCHARGE APPLICABLE

Clear Acrylic Grab Bars <i>BGBG10-XX</i> p.16		
 Chrome 07	 Brushed Nickel 09 inserts	\$60
Bath Pillow <i>BPILLOW</i> p.252		\$240
Drain & Overflow p.14		16" x 35" <i>BOVER16-XX</i>
 Chrome 07		Incl.
 Brushed Nickel 09		\$235
 Polished Nickel 10		\$235
Island Tub Drain™*** p.15		
Island tub drain™ <i>BISLDD</i>		\$260
Cast Iron Island tub drain™ <i>BISLDDCI</i>		\$310
If Required by Construction Code or installed with ITD		
16" x 35" Cable driven brass drain & overflow kit <i>BOVERBR</i>		\$240

To Order

To complete the ORDER FORM go to our Dealers Portal <https://dealersportal.bainultra.com/extranet/login> or send your order To Orderdesk@bainultra.com

⚠ Don't forget that this model is available in White only.

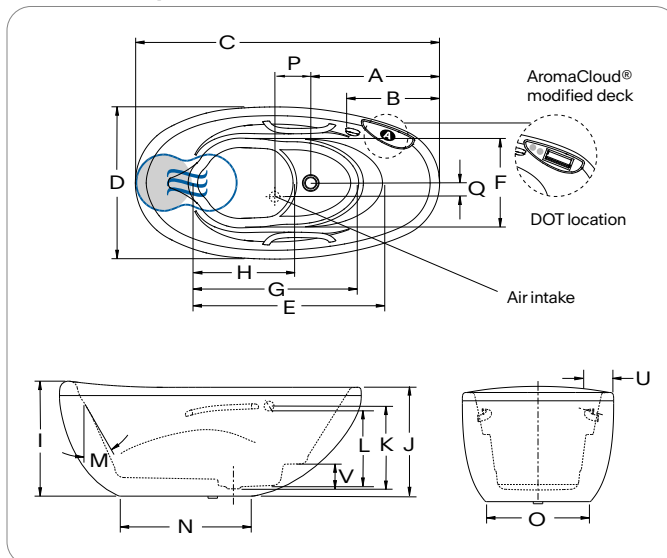
Don't forget to specify the finish of the Integrated drain & overflow.

† ZenFlow: Integrated overflow without a trim.
 * For TMU, control must be wall-mounted. Faucets must be freestanding or wall-mounted.
 ** The AromaCloud® is built into the deck (factory installed).
 *** An Island tub drain™ is required when there is no access under the bath.
 ITD is compatible only with the 16" x 35" Cable driven brass drain & overflow kit.



Essencia®

Technical Specifications



Letter	Description	Measure
A	Outside edge to center drain	30 1/2"
B	Outside edge to overflow	20 1/2"
C	Total length	72"
D	Total width	36"
E	Bathing well length	45 1/4"
F	Bathing well width	21"
G	Bottom bathing well length	38"
H	Raised seat length	22 5/8"
I	Total height to headrest	27 3/8"
J	Height from bottom of bath to top deck	26"
K	Height from bottom of drain to center of overflow	18 3/8"
L	Maximum water level (Drain & overflow 16" x 35")	16 5/8"
M	Slope of backrest	30°
N	Base length	32 3/8"
O	Base width	19"
P	Center drain to center air intake	7 7/16"
Q	Center drain to center air intake	2 1/2"
U	Minimum spout reach	6 3/8"
V	Height of footrest	5 1/2"

● AromaCloud® position ● Indicates heated backrest (TMU)
⊞ Indicates WarmTouchShell® position (Soaker)

Hot water supply required	The hot water supply should be 70% or more of the bath's total water capacity.
Turbine	Access to the pump must be at least 18" x 22". Standard connection is 20 A, 120 V, 60 Hz, dedicated line with a ground-fault circuit interrupter (GFCI). For any additional option, a second line is needed 15 A, 120 V, 60 Hz, dedicated line with a GFCI. Air vent necessary: 2" x 4" minimum.
Others	The Geysair® is located on the same side as the heated backrest. It must not be relocated. It must be connected to the hot water supply and be accessible (provide access). Faucet must be freestanding or wall-mounted. The turbine must be remotely installed. TMU: Control must be wall-mounted. Soaker: DOT Controls are located on the side of the AromaCloud®.

Our products must be installed by certified professionals only and according to our Owner's Manual as well as federal, provincial/state and local building codes and regulations (www.bainultra.com/dealers/dealer-documentation-and-catalog).

Cutting template	# 90000056
Approx. shipping weight	305 lb
Turbine power	550 W
Air heater	600 W

Warranty

Controls-LED-Geysair*	5 years
Bath & turbine*	20 years

* Some restrictions apply | www.bainultra.com/warranty

For the installer
Scan to view
installation video
(3:20 min) →



Dimensions are subject to change; measured at external edges. Bathing well measured at air jet level. Tolerance: ±0.25" (±0.64 cm). Ensure bathtub is received prior to any construction. BainUltra® is not responsible for any preparatory work done before product arrival.

esthesia 6436



Product No.

Model Freestanding TMU BEA3RF00T-XX Soaker BEA3RF00N-XX

ThermoMasseur (TMU)

Air Jet System

\$9,510

Jets	38
1 heated backrest	Included
MiaPlus® Control	Included
BU-Touch Control Application <i>BUTOUCH</i>	\$495
Geysair®	Included
AromaCloud®** <i>BAROMAC</i>	\$590
Illuzio Chromatherapy <i>BCHRO6</i>	\$995
2nd heated backrest (WTS-1 zone) <i>BSHB</i>	\$1,125

Soaker

\$6,900

AromaCloud®** <i>BAROMAC</i>	\$590
Illuzio Chromatherapy <i>BCHRO6</i>	\$995
WarmTouchShell® <i>BWTS</i>	\$1,125
DOT Control	Included with therapy
2nd WarmTouchShell® <i>BWTS2</i>	\$370

Features

Installation Type	Freestanding
No. of bathers ♀♂ Imp. gallons 49 US gallons 59	
Integrated Drain & Overflow — ZenFlow† <i>BOVERINIZF-01</i>	
○ White 01	Installed & Included
Standard Bath Color p.17	
○ White 01	Included

Options UPCHARGE APPLICABLE

Bath Color p.17		
☑ Black / White 66		\$835
Finish p.17		
○ UltraVelour Matte Finish (white only) <i>BVEL3</i>		\$1,025
Universal Armrests <i>BGBGU-XX</i> p.16		
○ White 01		\$895
Bath Pillow <i>BPILOW</i> p.252		\$240
Drain & Overflow p.14		
○ White 01		Incl. \$40
○ Matte White 32	○ Chrome 07	\$40 \$70
○ Brushed Nickel 09	○ Polished Nickel 10	
○ Matte Black 19	○ Satin Brass 18	\$95 \$125
Island Tub Drain™*** p.15		
Island tub drain™ <i>BISLDD</i>		\$260
Cast Iron Island tub drain™ <i>BISLDDCI</i>		\$310
If Required by Construction Code or installed with ITD		
Brass drain & overflowkit <i>BDRCOB</i>		\$240
Brass drain kit <i>BDRCB</i>		\$60

To Order


To complete the ORDER FORM go to our Dealers Portal <https://dealersportal.bainultra.com/extranet/login> or send your order To Orderdesk@bainultra.com

☛ Don't forget to specify the finish of the Integrated drain & overflow.

† ZenFlow: Integrated overflow without a trim.

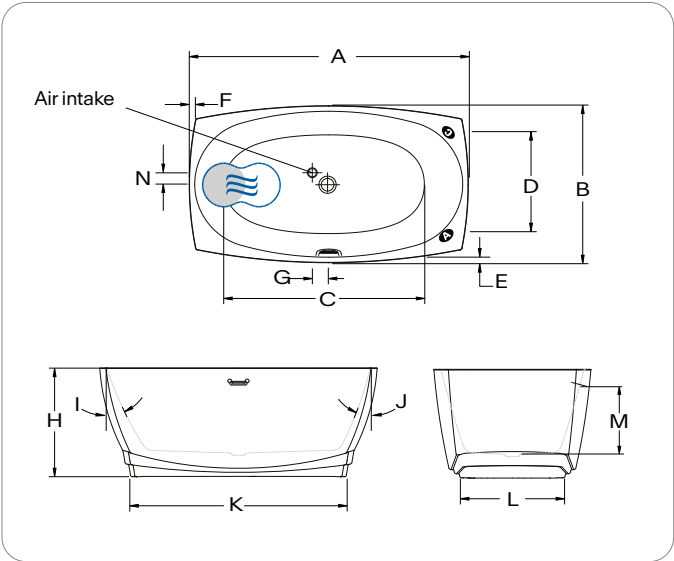
** The AromaCloud® is built into the deck (factory installed).

*** An Island tub drain™ is required when there is no access under the bath.



Esthesia®

Technical Specifications



Letter	Description	Measure
A	Total length	64"
B	Total width	36"
C	Bathing well length	47 3/8"
D	Bathing well width	23"
E	Deck width	1 5/8"
F	Deck width at headrest	1 5/8"
G	Center drain to center air intake	3 1/2"
H	Total height	25"
I	Slope of backrest	26°
J	Slope of backrest	21°
K	Base length	49 5/8"
L	Base width	23 7/8"
M	Maximum water level	15 7/8"
N	Center drain to center air intake	2 3/4"

● AromaCloud® position ● Control position when factory-installed (Mia® or DOT)
● Indicates heated backrest (TMU) ● Indicates WarmTouchShell® position (Soaker)

Hot water supply required	The hot water supply should be 70% or more of the bath's total water capacity.
Turbine	Access to the pump must be at least 18" x 22". Standard connection is 20 A. 120 V, 60 Hz, dedicated line with a ground-fault circuit interrupter (GFCI). For any additional option, a second line is needed 15 A. 120 V, 60 Hz, dedicated line with a GFCI. Air vent necessary: 2" x 4" minimum.
Others	The Geysair® is located on the same side as the heated backrest. It must not be relocated. It must be connected to the hot water supply and be accessible (provide access). Faucet must be freestanding or wall-mounted. The turbine must be remotely installed.

Our products must be installed by certified professionals only and according to our Owner's Manual as well as federal, provincial/state and local building codes and regulations (www.bainultra.com/dealers/dealer-documentation-and-catalog).

Cutting template	# 90000066
Approx. shipping weight	240 lb
Turbine power	550 W
Air heater	600 W

Warranty

Controls-LED-Geysair*	5 years
Bath & turbine*	20 years

* Some restrictions apply | www.bainultra.com/warranty

For the installer
Scan to view
installation video
(3:20 min) →



Dimensions are subject to change; measured at external edges. Bathing well measured at air jet level. Tolerance: ±0.25" (±0.64 cm). Ensure bathtub is received prior to any construction. BainUltra® is not responsible for any preparatory work done before product arrival.

esthesia 6638



Product No.

Model Standard 2" deck	TMU BEAMRD00T-XX	Soaker BEAMRD00N-XX
Model Slim deck 1/2"	TMU BEAMRD10T-XX	Soaker BEAMRD10N-XX

ThermoMasseur (TMU)

Air Jet System

\$5,875

Jets	38
1 heated backrest	Included
MiaPlus® Control	Included
BU-Touch Control Application <i>BUTOUCH</i>	\$495
Geysair®	Included
AromaCloud® <i>BAROMAC</i>	\$590
Illuzio Chromatherapy <i>BCHRO6</i>	\$995
2nd heated backrest (WTS-1 zone) <i>BSHB</i>	\$1,125

Soaker

\$2,975

AromaCloud® <i>BAROMAC</i>	\$590
Illuzio Chromatherapy <i>BCHRO6</i>	\$995
WarmTouchShell® <i>BWTS</i>	\$1,125
DOT Control	Included with therapy
2nd WarmTouchShell® <i>BWTS2</i>	\$370

Features

Installation Type	Drop-in
No. of bathers 🧑🧑 Imp. gallons 49 US gallons 59	
Integrated Drain & Overflow — with Trim <i>BOVERINI-32</i>	
<input type="radio"/> Matte White 32	Installed & Included
Standard Bath Color <i>p.17</i>	
<input type="radio"/> White 01 <input type="radio"/> Biscuit 02	Included

Options UPCHARGE APPLICABLE

Finish <i>p.17</i>		
<input type="radio"/> UltraVelour Matte Finish (white only) <i>BVEL1</i>	\$650	
Universal Armrests <i>BGBGU-XX p.16</i>		
<input type="radio"/> White 01	\$895	
Bath Pillow <i>BPILLOW p.252</i>	\$240	
Comfort Cushion <i>BCUSHIONA p.253</i>	\$540	
<input type="radio"/> Grey 05 <input type="radio"/> Black 06		
Drain & Overflow <i>p.14</i>		
<input type="radio"/> White 01 <input type="radio"/> Biscuit 02	Incl.	\$40
<input type="radio"/> Chrome 07	\$40	\$70
<input type="radio"/> Brushed Nickel 09	\$40	\$70
<input type="radio"/> Polished Nickel 10	\$40	\$70
<input type="radio"/> Matte Black 19 <input type="radio"/> Satin Brass 18	\$95	\$125
If Required by Construction Code		
Brass drain & overflow kit <i>BDRCOB</i>	\$240	
Brass drain kit <i>BDRCB</i>	\$60	

To Order

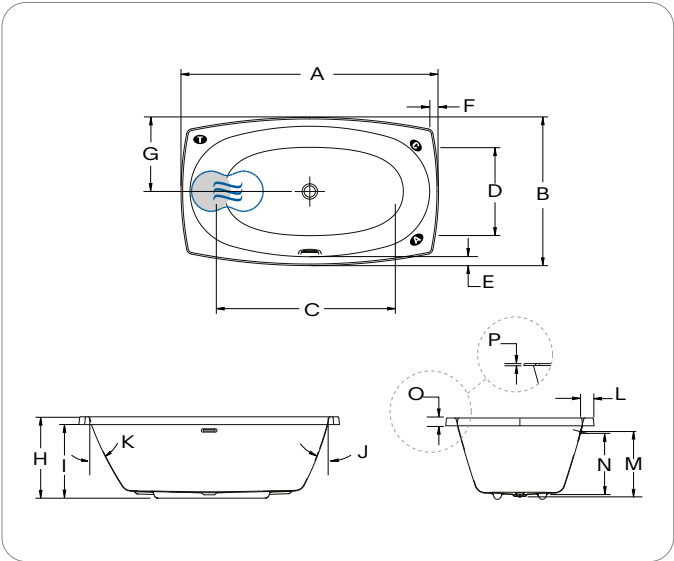
To complete the ORDER FORM go to our Dealers Portal <https://dealersportal.bainultra.com/extranet/login> or send your order To Orderdesk@bainultra.com

- ⚠ Don't forget to specify the finish of the Integrated drain & overflow.
- ⚠ Don't forget to specify the deck height (1/2" or 2").



Esthesia®

Technical Specifications



Letter	Description	Measure
A	Total length	66"
B	Total width	38"
C	Bathing well length	47 3/8"
D	Bathing well width	23"
E	Deck width (narrowest point)	2 5/8"
F	Deck width at 2nd backrest	2 5/8"
G	Deck to drain center	19"
H	Total height	21"
I	Height from bottom of bath to bottom of standard deck 2"	19"
J	Slope of 2nd backrest	21°
K	Slope of backrest	26°
L	Deck to edge of overflow	3 1/2"
M	Height from bottom of drain to center of overflow	16 5/8"
N	Maximum water level	15 7/8"
O	Height from bottom to top of deck	2"
P	Height from bottom to top of slim deck	1/2"
A AromaCloud® position C Control position when factory-installed (Mia® or DOT)		
I Turbine position (TMU) L Indicates heated backrest (TMU)		
M Indicates WarmTouchShell® position (Soaker)		

Hot water supply required	The hot water supply should be 70% or more of the bath's total water capacity.
Turbine	Access to the pump must be at least 18" x 22". Standard connection is 20 A. 120 V, 60 Hz, dedicated line with a ground-fault circuit interrupter (GFCI). For any additional option, a second line is needed 15 A. 120 V, 60 Hz, dedicated line with a GFCI. Air vent necessary: 2" x 4" minimum.
Others	The Geysair® is located on the same side as the heated backrest. It must not be relocated. It must be connected to the hot water supply and be accessible (provide access).

Our products must be installed by certified professionals only and according to our Owner's Manual as well as federal, provincial/state and local building codes and regulations (www.bainultra.com/dealers/dealer-documentation-and-catalog).

Cutting template	# 90000066
Approx. shipping weight	120 lb
Turbine power	550 W
Air heater	600 W

Warranty

Controls-LED-Geysair*	5 years
Bath & turbine*	20 years

* Some restrictions apply | www.bainultra.com/warranty

evanescence 5936



Product No.

Model Freestanding TMU BEVFOF00T-XX Soaker BEVFOF00N-XX

ThermoMasseur (TMU)

Air Jet System

\$9,325

Jets	35
1 heated backrest & headrest	Included
MiaPlus® Control*	Included
BU-Touch Control Application	Included
Geysair®	Included
AromaFlow BAROMAF	\$950
Illuzio Chromatherapy BCHRO6	\$995

Soaker

\$6,735

AromaFlow BAROMAF	\$950
Illuzio Chromatherapy BCHRO6	\$995
WarmTouchShell® BWTS	\$1,125
DOT Control	Included with therapy
2nd WarmTouchShell® BWTS2	\$370

Features

Installation Type	Freestanding
No. of bathers	1
Imp. gallons	41
US gallons	49
Raised headrest	1
Integrated Drain & Overflow — ZenFlow† BOVERINIZF-01	
White 01	Installed & Included
Standard Bath Color p.17	
White 01	Included

Options UPCHARGE APPLICABLE

Bath Color p.17		
Black / White 66		\$475
Finish p.17		
UltraVelour Matte Finish (white only) BVEL2		\$850
Universal Armrests BGBGU-XX p.16		
White 01		\$895
Bath Pillow BPILLOW p.252		\$240
Drain & Overflow p.14		
White 01		Incl.
Matte White 32	Chrome 07	\$40
Brushed Nickel 09	Polished Nickel 10	\$70
Matte Black 19	Satin Brass 18	\$95
Island Tub Drain™*** p.15		\$125
Island tub drain™ BISLDD		\$260
Cast Iron Island tub drain™ BISLDDCI		\$310
If Required by Construction Code or installed with ITD		
Brass drain & overflow kit BDRCOB		\$240
Brass drain kit BDRCB		\$60

To Order

To complete the ORDER FORM go to our Dealers Portal <https://dealersportal.bainultra.com/extranet/login> or send your order To Orderdesk@bainultra.com

Don't forget to specify the finish of the Integrated drain & overflow.

† ZenFlow: Integrated overflow without a trim.

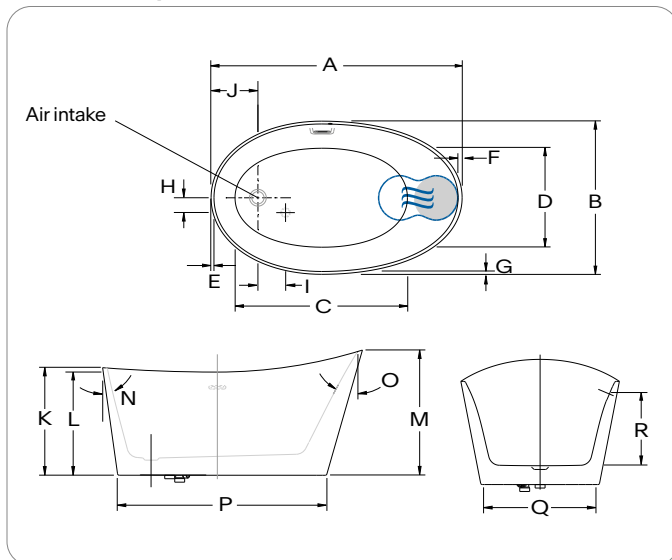
* For TMU, control must be wall-mounted. Faucets must be freestanding or wall-mounted.

*** An Island tub drain™ is required when there is no access under the bath.



Evanesence®

Technical Specifications



Letter	Description	Measure
A	Total length	59"
B	Total width	36"
C	Bathing well length	41 1/2"
D	Bathing well width	23 7/8"
E	Deck width at drain end	1"
F	Deck width at headrest	1 1/8"
G	Deck width	1 1/8"
H	Center bath drain to air intake	3 1/2"
I	Center bath drain to air intake	6 1/2"
J	Outside edge to center bath drain	11"
K	Total height	24 1/2"
L	Minimum height of bath	23 1/2"
M	Total height to headrest	28 1/2"
N	Slope at drain end	12°
O	Slope of backrest	31°
P	Base length	47 3/8"
Q	Base width	26 7/8"
R	Maximum water level Maximum water level with AromaFlow	15 7/8" 15 9/16"

● Indicates heated backrest (TMU) ☉ Indicates WarmTouchShell® position (Soaker)

Hot water supply required	The hot water supply should be 70% or more of the bath's total water capacity.
Turbine	Access to the pump must be at least 18" x 22". Standard connection is 20 A. 120 V, 60 Hz, dedicated line with a ground-fault circuit interrupter (GFCI). For any additional option, a second line is needed 15 A. 120 V, 60 Hz, dedicated line with a GFCI. Air vent necessary: 2" x 4" minimum.
Others	The Geysair® is located on the same side as the heated backrest. It must not be relocated. It must be connected to the hot water supply and be accessible (provide access). Faucet must be freestanding or wall-mounted. The turbine must be remotely installed. Controls cannot be installed on the deck of the bath. The water level will vary when an AromaFlow is installed.

Our products must be installed by certified professionals only and according to our Owner's Manual as well as federal, provincial/state and local building codes and regulations (www.bainultra.com/dealers/dealer-documentation-and-catalog).

Cutting template	# 90000069
Approx. shipping weight	220 lb
Turbine power	550 W
Air heater	600 W

Warranty

Controls-LED-Geysair*	5 years
Bath & turbine*	20 years

* Some restrictions apply | www.bainultra.com/warranty

For the installer
Scan to view
installation video
(3:20 min) →



Dimensions are subject to change; measured at external edges. Bathing well measured at air jet level. Tolerance: ±0.25" (±0.64 cm). Ensure bathtub is received prior to any construction. BainUltra® is not responsible for any preparatory work done before product arrival.

evanescence 6634



Product No.

Model Freestanding TMU BEVKRF00T-XX Soaker BEVKRF00N-XX

ThermoMasseur (TMU)

Air Jet System

\$10,420

Jets	38
1 heated backrest & headrest	Included
MiaPlus® Control*	Included
BU-Touch Control Application	Included
Geysair®	Included
AromaFlow BAROMAF	\$950
Illuzio Chromatherapy BCHRO6	\$995
2nd heated backrest (WTS-1 zone) BSHB	\$1,125

Soaker

\$7,800

AromaFlow BAROMAF	\$950
Illuzio Chromatherapy BCHRO6	\$995
WarmTouchShell® BWTS	\$1,125
DOT Control	Included with therapy
2nd WarmTouchShell® BWTS2	\$370

Features

Installation Type	Freestanding
No. of bathers 2 Imp. gallons 46 US gallons 55 Raised headrests 2	
Integrated Drain & Overflow — ZenFlow† BOVERINIZF-01	
White 01	Installed & Included
Standard Bath Color p.17	
White 01	Included

Options UPCHARGE APPLICABLE

Bath Color p.17		
Black / White 66		\$475
Finish p.17		
UltraVelour Matte Finish (white only) BVEL2		\$850
Universal Armrests BGBGU-XX p.16		
White 01		\$895
Bath Pillow BPILLow p.252		\$240
Drain & Overflow p.14		
White 01		Incl. \$40
Matte White 32	Chrome 07	\$40 \$70
Brushed Nickel 09	Polished Nickel 10	
Matte Black 19	Satin Brass 18	\$95 \$125
Island Tub Drain™ *** p.15		
Island tub drain™ BISLDD		\$260
Cast Iron Island tub drain™ BISLDDCI		\$310
If Required by Construction Code or installed with ITD		
Brass drain & overflow kit BDRCOB		\$240
Brass drain kit BDRCB		\$60

To Order

To complete the ORDER FORM go to our Dealers Portal <https://dealersportal.bainultra.com/extranet/login> or send your order To Orderdesk@bainultra.com

Don't forget to specify the finish of the Integrated drain & overflow.

† ZenFlow: Integrated overflow without a trim.

* For TMU, control must be wall-mounted. Faucets must be freestanding or wall-mounted.

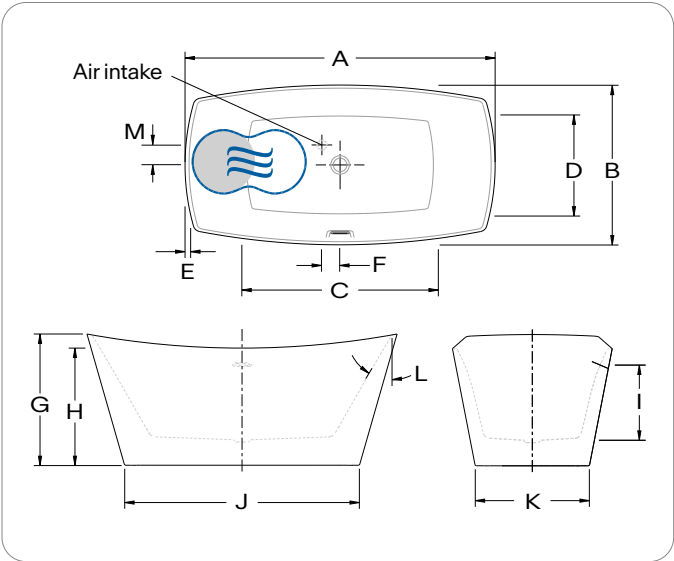
*** An Island tub drain™ is required when there is no access under the bath.



Evanesence®

Evanesence 6634 with AromaFlow

Technical Specifications



Letter	Description	Measure
A	Total length	66"
B	Total width	34"
C	Bathing well length	41 7/8"
D	Bathing well width	21 1/2"
E	Deck width	1 1/4"
F	Center drain to center air intake	3 7/8"
G	Total height to headrest	28"
H	Minimum height to center	25"
I	Maximum water level	15 7/8"
	Maximum water level with AromaFlow	15 5/16"
J	Base length	50"
K	Base width	24 1/4"
L	Slope of backrest	31°
M	Center drain to center air intake	4 1/4"

● Indicates heated backrest (TMU) ☞ Indicates WarmTouchShell® position (Soaker)

Hot water supply required	The hot water supply should be 70% or more of the bath's total water capacity.
Turbine	Access to the pump must be at least 18" x 22". Standard connection is 20 A, 120 V, 60 Hz, dedicated line with a ground-fault circuit interrupter (GFCI). For any additional option, a second line is needed 15 A, 120 V, 60 Hz, dedicated line with a GFCI. Air vent necessary: 2" x 4" minimum.
Others	The Geysair® is located on the same side as the heated backrest. It must not be relocated. It must be connected to the hot water supply and be accessible (provide access). Faucet must be freestanding or wall-mounted. The turbine must be remotely installed. Controls cannot be installed on the deck of the bath. The water level will vary when an AromaFlow is installed.

Our products must be installed by certified professionals only and according to our Owner's Manual as well as federal, provincial/state and local building codes and regulations (www.bainultra.com/dealers/dealer-documentation-and-catalog).

Cutting template	# 90000065
Approx. shipping weight	230 lb
Turbine power	550 W
Air heater	600 W

Warranty

Controls-LED-Geysair*	5 years
Bath & turbine*	20 years

* Some restrictions apply | www.bainultra.com/warranty

For the installer
Scan to view
installation video
(3:20 min) →



Dimensions are subject to change; measured at external edges. Bathing well measured at air jet level. Tolerance: ±0.25" (±0.64 cm). Ensure bathtub is received prior to any construction. BainUltra® is not responsible for any preparatory work done before product arrival.

evanescence oval 6636



Product No.

Model Freestanding TMU BEVLOF00T-XX Soaker BEVLOF00N-XX

ThermoMasseur (TMU)

Air Jet System

\$10,420

Jets	35
1 heated backrest & headrest	Included
MiaPlus® Control*	Included
BU-Touch Control Application	Included
Geysair®	Included
AromaFlow BAROMAF	\$950
Illuzio Chromatherapy BCHRO6	\$995
2nd heated backrest (WTS-1 zone) BSHB	\$1,125

Soaker











\$7,800

AromaFlow*** BAROMAF	\$950
Illuzio Chromatherapy BCHRO6	\$995
WarmTouchShell® BWTS	\$1,125
DOT Control	Included with therapy
2nd WarmTouchShell® BWTS2	\$370

Features

Installation Type	Freestanding
No. of bathers 2 Imp. gallons 42 US gallons 51 Raised headrests 2	
Integrated Drain & Overflow — ZenFlow† BOVERINIZF-01	
White 01	Installed & Included
Standard Bath Color p.17	
White 01	Included

Options UPCHARGE APPLICABLE

Bath Color p.17		
 Black / White 66	\$475	
Finish p.17		
 UltraVelour Matte Finish (white only) <i>BVEL2</i>	\$850	
Universal Armrests <i>BGBGU-XX</i> p.16		
 White 01	\$895	
Bath Pillow <i>BPILLOW</i> p.252		
	\$240	
Drain & Overflow p.14		
 White 01	Incl.	\$40
 Matte White 32	 Chrome 07	\$70
 Brushed Nickel 09		
	 Polished Nickel 10	
 Matte Black 19	 Satin Brass 18	
	\$95	\$125
Island Tub Drain™*** p.15		
Island tub drain™ <i>BISLDD</i>	\$260	
Cast Iron Island tub drain™ <i>BISLDDCI</i>	\$310	
If Required by Construction Code or installed with ITD		
Brass drain & overflow kit <i>BDRCOB</i>	\$240	
Brass drain kit <i>BDRCB</i>	\$60	

To Order

To complete the ORDER FORM go to our Dealers Portal <https://dealersportal.bainultra.com/extranet/login> or send your order To Orderdesk@bainultra.com

Don't forget to specify the finish of the Integrated drain & overflow.

† ZenFlow: Integrated overflow without a trim.

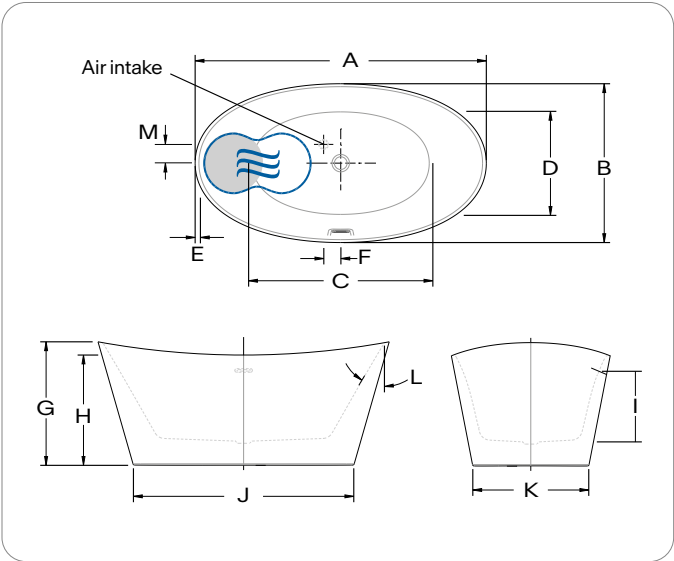
* For TMU, control must be wall-mounted. Faucets must be freestanding or wall-mounted.

*** An Island tub drain™ is required when there is no access under the bath.



Evanescence®

Technical Specifications



Letter	Description	Measure
A	Total length	66"
B	Total width	36"
C	Bathing well length	41 3/4"
D	Bathing well width	23 5/8"
E	Deck width	1 1/4"
F	Center drain to center air intake	3 7/8"
G	Total height to headrest	28"
H	Minimum height to center	25"
I	Maximum water level	15 7/8"
	Maximum water level with AromaFlow	15 5/16"
J	Base length	50"
K	Base width	26 1/4"
L	Slope of backrests	31°
M	Center drain to center air intake	4 1/4"

● Indicates heated backrest (TMU) ☉ Indicates WarmTouchShell® position (Soaker)

Hot water supply required	The hot water supply should be 70% or more of the bath's total water capacity.
Turbine	Access to the pump must be at least 18" x 22". Standard connection is 20 A, 120 V, 60 Hz, dedicated line with a ground-fault circuit interrupter (GFCI). For any additional option, a second line is needed 15 A, 120 V, 60 Hz, dedicated line with a GFCI. Air vent necessary: 2" x 4" minimum.
Others	The Geysair® is located on the same side as the heated backrest. It must not be relocated. It must be connected to the hot water supply and be accessible (provide access). Faucet must be freestanding or wall-mounted. The turbine must be remotely installed. Controls cannot be installed on the deck of the bath. The water level will vary when an AromaFlow is installed.

Our products must be installed by certified professionals only and according to our Owner's Manual as well as federal, provincial/state and local building codes and regulations (www.bainultra.com/dealers/dealer-documentation-and-catalog).

Cutting template	# 90000064
Approx. shipping weight	230 lb
Turbine power	550 W
Air heater	600 W

Warranty

Controls-LED-Geysair*	5 years
Bath & turbine*	20 years

* Some restrictions apply | www.bainultra.com/warranty

For the installer
Scan to view
installation video
(3:20 min) →



Dimensions are subject to change; measured at external edges. Bathing well measured at air jet level. Tolerance: ±0.25" (±0.64 cm). Ensure bathtub is received prior to any construction. BainUltra® is not responsible for any preparatory work done before product arrival.

evanescence oval 7440



Product No.

Model Freestanding TMU BEVUOF00T-XX Soaker BEVUOF00N-XX

ThermoMasseur (TMU)

Air Jet System

Jets	41
1 heated backrest & headrest	Included
MiaPlus® Control*	Included
BU-Touch Control Application	Included
Geysair®	Included
AromaFlow BAROMAF	\$950
Illuzio Chromatherapy BCHRO6	\$995
2nd heated backrest (WTS-1 zone) BSHB	\$1,125

\$10,685

Soaker











AromaFlow BAROMAF	\$950
Illuzio Chromatherapy BCHRO6	\$995
WarmTouchShell® BWTS	\$1,125
DOT Control	Included with therapy
2nd WarmTouchShell® BWTS2	\$370

\$8,205

Features

Installation Type	Freestanding
No. of bathers 2 Imp. gallons 57 US gallons 68 Raised headrests 2	
Integrated Drain & Overflow — ZenFlow† BOVERINIZF-01	
○ White 01	Installed & Included
Standard Bath Color p.17	
○ White 01	Included

Options UPCHARGE APPLICABLE

Bath Color p.17			
 Black / White 66	\$475		
Finish p.17			
 UltraVelour Matte Finish (white only) <i>BVEL2</i>	\$850		
Universal Armrests <i>BGBGU-XX</i> p.16			
 White 01	\$895		
Bath Pillow <i>BPILLOW</i> p.252			
	\$240		
Drain & Overflow p.14			
 White 01	Incl.	\$40	
 Matte White 32	 Chrome 07	\$40	\$70
 Brushed Nickel 09	 Polished Nickel 10		
 Matte Black 19	 Satin Brass 18	\$95	\$125
Island Tub Drain™*** p.15			
Island tub drain™ <i>BISLDD</i>		\$260	
Cast Iron Island tub drain™ <i>BISLDDCI</i>		\$310	
If Required by Construction Code or installed with ITD			
Brass drain & overflow kit <i>BDRCOB</i>		\$240	
Brass drain kit <i>BDRCB</i>		\$60	

To Order

To complete the ORDER FORM go to our Dealers Portal <https://dealersportal.bainultra.com/extranet/login> or send your order To Orderdesk@bainultra.com

⚠ Don't forget to specify the finish of the Integrated drain & overflow.

† ZenFlow: Integrated overflow without a trim.

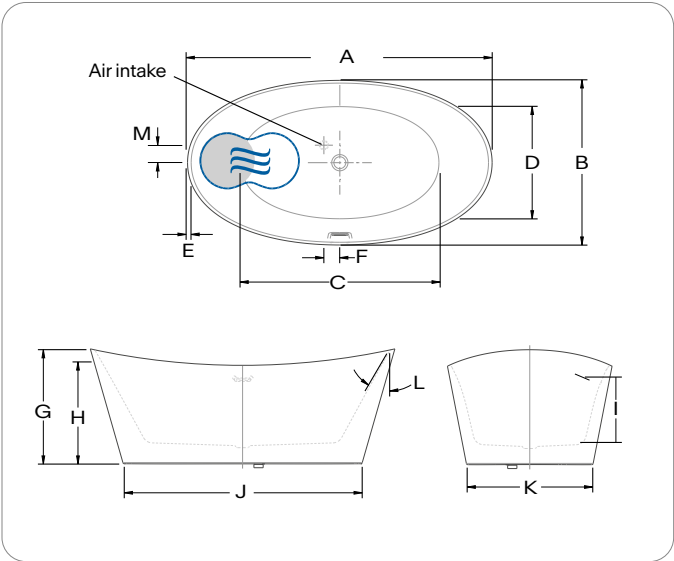
* For TMU, control must be wall-mounted. Faucets must be freestanding or wall-mounted.

*** An Island tub drain™ is required when there is no access under the bath.



Evanescence®

Technical Specifications



Letter	Description	Measure
A	Total length	74"
B	Total width	40"
C	Bathing well length	49 1/2"
D	Bathing well width	27 5/8"
E	Deck width	1 1/4"
F	Center drain to center air intake	3 7/8"
G	Total height to headrest	28"
H	Minimum height to center	24"
I	Maximum water level Maximum water level with AromaFlow	15 7/8" 15 5/16"
J	Base length	58"
K	Base width	30 5/8"
L	Slope of backrests	29°
M	Center drain to center air intake	4 1/4"

● Indicates heated backrest (TMU) ☉ Indicates WarmTouchShell® position (Soaker)

Hot water supply required	The hot water supply should be 70% or more of the bath's total water capacity.
Turbine	Access to the pump must be at least 18" x 22". Standard connection is 20 A, 120 V, 60 Hz, dedicated line with a ground-fault circuit interrupter (GFCI). For any additional option, a second line is needed 15 A, 120 V, 60 Hz, dedicated line with a GFCI. Air vent necessary: 2" x 4" minimum.
Others	The Geysair® is located on the same side as the heated backrest. It must not be relocated. It must be connected to the hot water supply and be accessible (provide access). Faucet must be freestanding or wall-mounted. The turbine must be remotely installed. Controls cannot be installed on the deck of the bath. The water level will vary when an AromaFlow is installed.

Our products must be installed by certified professionals only and according to our Owner's Manual as well as federal, provincial/state and local building codes and regulations (www.bainultra.com/dealers/dealer-documentation-and-catalog).

Cutting template	# 90000074
Approx. shipping weight	260 lb
Turbine power	550 W
Air heater	600 W

Warranty

Controls-LED-Geysair*	5 years
Bath & turbine*	20 years

* Some restrictions apply | www.bainultra.com/warranty

For the installer
Scan to view
installation video
(3:20 min) →



Dimensions are subject to change; measured at external edges. Bathing well measured at air jet level. Tolerance: ±0.25" (±0.64 cm). Ensure bathtub is received prior to any construction. BainUltra® is not responsible for any preparatory work done before product arrival.

inua 6036



Product No.

Model Standard 1½" deck	TMU BINFRD00T-XX	Soaker BINFRD00N-XX
Model Slim deck ½"	TMU BINFRD10T-XX	Soaker BINFRD10N-XX

ThermoMasseur (TMU)

Air Jet System	\$7,930
Jets	46
1 heated backrest	Included
MiaPlus® Control	Included
BU-Touch Control Application <i>BUTOUCH</i>	\$495
Geysair®	Included
AromaCloud® <i>BAROMAC</i>	\$590
AromaFlow™ <i>BAROMAF</i>	\$950
Illuzio Chromatherapy <i>BCHRO6</i>	\$995




Soaker

AromaCloud® <i>BAROMAC</i>	\$590
AromaFlow™ <i>BAROMAF</i>	\$950
Illuzio Chromatherapy <i>BCHRO6</i>	\$995
WarmTouchShell® <i>BWTS</i>	\$1,125
DOT Control	Included with therapy

Features

Installation Type	Drop-in
No. of bathers	2
Imp. gallons	45
US gallons	54
Raised seat	1
Inverted V	1
Armrests	2
Grab bars (Color match)	2
One Comfort Cushion (Specify color: Grey or Black)	p. 43
1 Included	
Standard Bath Color	p.17
White 01	Included
Biscuit 02	

Options UPCHARGE APPLICABLE

Finish p.17						
	UltraVelour Matte Finish (white only) <i>BVEL1</i>			\$650		
Clear Acrylic Grab Bars <i>BGBG10-XX</i> p.16						
	Chrome 07		Brushed Nickel 09 inserts	\$60		
Bath Pillow <i>BPILLOW</i> p.252				\$240		
Drain & Overflow p.14						
	Chrome 07		Integrated ZenFlow® <i>BOVERINZF-XX</i>	Integrated with trim <i>BOVERIN-XX</i>	16" x 35" <i>BOVER16-XX</i>	
	White 01		Biscuit 02	\$205	\$235	\$260
	Brushed Nickel 09			\$165	\$205	\$290
	Polished Nickel 10			\$205	\$235	\$400
	Oil-rubbed Bronze 11			\$205	\$235	\$400
	Matte Black 19		Satin Brass 18	N/A	N/A	\$400
	Matte White 32			\$260	\$290	N/A
				\$205	\$235	N/A
If Required by Construction Code						
Brass drain & overflow kit† <i>BDRCOB</i>					\$240	
Brass drain kit† <i>BDRCB</i>					\$60	
16" x 35" Cable driven brass drain & overflow kit <i>BOVERBR</i>					\$240	

To Order

To complete the ORDER FORM go to our Dealers Portal <https://dealersportal.bainultra.com/extranet/login> or send your order To Orderdesk@bainultra.com

- Don't forget to specify the deck height (½" or 1 ½").
- Faucets should be installed on the most level portion of the deck surface.

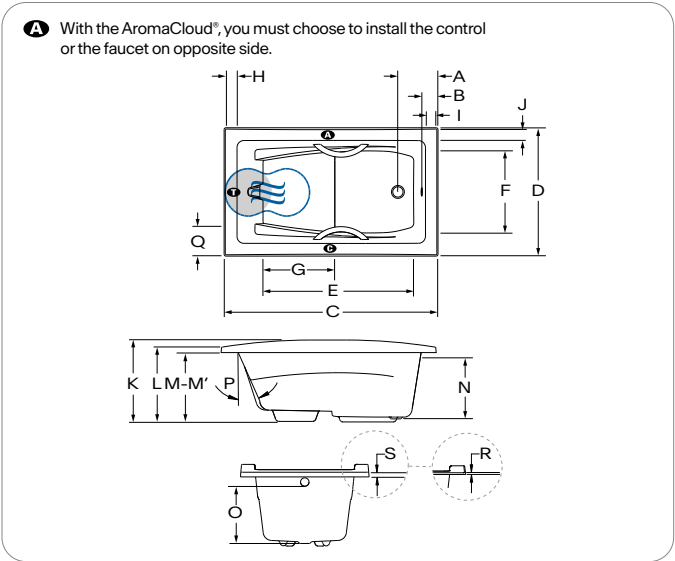
† ZenFlow: Integrated overflow without a trim.
 ‡ When ordering an AromaFlow, an Integrated drain & overflow is mandatory (Upcharge). Specify the finish of the drain.
 † When ordered with Integrated drain & overflow.

60" x 36" x 23"



Inua®

Technical Specifications



Letter	Description	Measure
A	Outside edge to center drain	11 ¼"
B	Outside edge to overflow	4 ½"
C	Total length	60"
D	Total width	36"
E	Bathing well length	42 ¼"
F	Bathing well width at center zone	23"
G	Raised seat length	20 ½"
H	Deck width at backrest end	4 ⅞"
I	Deck width at drain end	4 ⅞"
J	Deck width	4"
K	Height from bottom of bath to top deck	23"
L	Total height to headrest	21"
M	Height from bottom of bath to bottom of standard deck	19 ½"
M'	Height from bottom of bath to bottom of slim deck	20 ½"
N	Height from bottom of drain to center of overflow	17 ⅞"
O	Maximum water level (Drain & overflow 16" x 35") Maximum water level (Integrated drain & overflow) Maximum water level with AromaFlow	15 ¾" 16 ¾" 15 ¾"
P	Slope of backrest	24°
Q	Minimum spout reach	8"
R	Slim deck minimum height	½"
S	Standard deck minimum height	1 ½"

A AromaCloud® position **G** Control position when factory-installed (Mia® or DOT)
I Turbine position (TMU) **●** Indicates heated backrest (TMU)
☺ Indicates WarmTouchShell® position (Soaker)

Hot water supply required	The hot water supply should be 70% or more of the bath's total water capacity.
Turbine	Access to the pump must be at least 18" x 22". Standard connection is 20 A. 120 V, 60 Hz, dedicated line with a ground-fault circuit interrupter (GFCI). For any additional option, a second line is needed 15 A. 120 V, 60 Hz, dedicated line with a GFCI. Air vent necessary: 2" x 4" minimum.
Therapeutic Comfort Cushion - INCLUDED	Made of ultraresistant urethane gel. Extremely comfortable and soft to the touch. Fully waterproof. Remarkably durable. Color available: Grey or Black.
Others	The Geysair® is located on the same side as the heated backrest. It must not be relocated. It must be connected to the hot water supply and be accessible (provide access).
	The water level may vary when an AromaFlow or an Integrated drain & overflow is installed.

Approx. shipping weight	137 lb
Turbine power	550 W
Air heater	600 W

Warranty

Controls-LED-Geysair*	5 years
Bath & turbine*	20 years

Our products must be installed by certified professionals only and according to our Owner's Manual as well as federal, provincial/state and local building codes and regulations (www.bainultra.com/dealers/dealer-documentation-and-catalog). Dimensions are subject to change; measured at external edges. Bathing well measured at air jet level. Tolerance: ±0.25" (±0.64 cm). Ensure bathtub is received prior to any construction. BainUltra® is not responsible for any preparatory work done before product arrival.

* Some restrictions apply | www.bainultra.com/warranty

inua 6636



Product No.

Model	Standard 1 1/2" deck	TMU	BINLRD00T-XX	Soaker	BINLRD00N-XX
Model	Slim deck 1/2"	TMU	BINLRD10T-XX	Soaker	BINLRD10N-XX

ThermoMasseur (TMU)

Air Jet System

Jets	50
1 heated backrest	Included
MiaPlus® Control	Included
BU-Touch Control Application <i>BUTOUCH</i>	\$495
Geysair®	Included
AromaCloud® <i>BAROMAC</i>	\$590
AromaFlow™ <i>BAROMAF</i>	\$950
Illuzio Chromatherapy <i>BCHRO6</i>	\$995

\$7,975

Soaker

AromaCloud® <i>BAROMAC</i>	\$590
AromaFlow™ <i>BAROMAF</i>	\$950
Illuzio Chromatherapy <i>BCHRO6</i>	\$995
WarmTouchShell® <i>BWTS</i>	\$1,125
DOT Control	Included with therapy

\$4,955

Features

Installation Type	Drop-in
No. of bathers	2
Imp. gallons	51
US gallons	62
Raised seat	1
Inverted V	1
Armrests	2
Grab bars (Color match)	2
Comfort Cushion (Specify color: Grey or Black)	p. 43
Standard Bath Color	p.17
White 01	Included
Biscuit 02	

Options UPCHARGE APPLICABLE

Finish p.17			
UltraVelour Matte Finish (white only) <i>BVEL1</i>			\$650
Clear Acrylic Grab Bars <i>BGBG10-XX</i> p.16			
Chrome 07	Brushed Nickel 09 inserts		\$60
Bath Pillow <i>BPILLOW</i> p.252			\$240
Drain & Overflow p.14	Integrated ZenFlow™ <i>BOVERINZF-XX</i>	Integrated with trim <i>BOVERIN-XX</i>	16" x 35" <i>BOVER16-XX</i>
Chrome 07	\$205	\$235	\$260
White 01	Biscuit 02	\$165	\$205
Brushed Nickel 09		\$205	\$235
Polished Nickel 10		\$205	\$235
Oil-rubbed Bronze 11		N/A	\$400
Matte Black 19	Satin Brass 18	\$260	\$290
Matte White 32		\$205	\$235
If Required by Construction Code			
Brass drain & overflow kit† <i>BDRCOB</i>			\$240
Brass drain kit† <i>BDRCB</i>			\$60
16" x 35" Cable driven brass drain & overflow kit <i>BOVERBR</i>			\$240

To Order

To complete the ORDER FORM go to our Dealers Portal <https://dealersportal.bainultra.com/extranet/login> or send your order To Orderdesk@bainultra.com

- Don't forget to specify the deck height (1/2" or 1 1/2").
- Faucets should be installed on the most level portion of the deck surface.

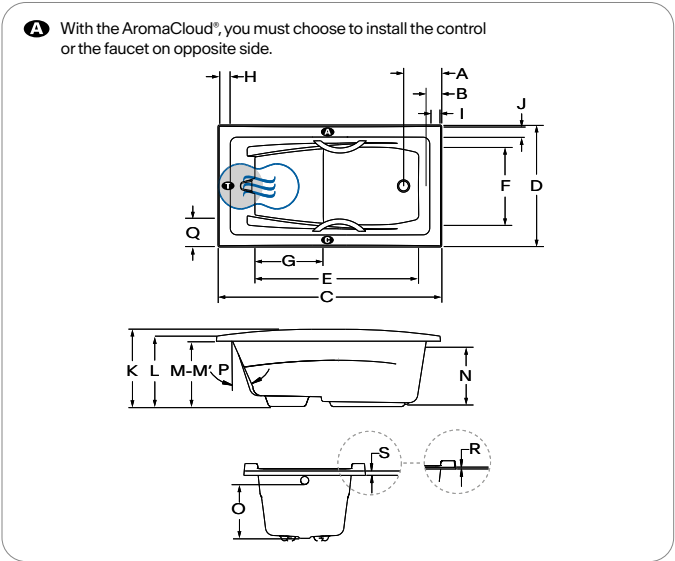
† ZenFlow: Integrated overflow without a trim.
 ‡ When ordering an AromaFlow, an Integrated drain & overflow is mandatory (Upcharge). Specify the finish of the drain.
 † When ordered with Integrated drain & overflow.

66" x 36" x 23"



Inua®

Technical Specifications



Letter	Description	Measure
A	Outside edge to center drain	11 ¼"
B	Outside edge to overflow	4 ½"
C	Total length	66"
D	Total width	36"
E	Bathing well length	48 ⅞"
F	Bathing well width at center zone	22 ⅞"
G	Raised seat length	20 ⅞"
H	Deck width at backrest end	4 ⅞"
I	Deck width at drain end	4 ⅞"
J	Deck width	4"
K	Height from bottom of bath to top deck	23"
L	Total height to headrest	21"
M	Height from bottom of bath to bottom of standard deck	19 ½"
M'	Height from bottom of bath to bottom of slim deck	20 ½"
N	Height from bottom of drain to center of overflow	17 ⅞"
O	Maximum water level (drain & overflow 16" x 35")	15 ⅜"
	Maximum water level (Integrated drain & overflow)	16 ⅝"
	Maximum water level with AromaFlow	15 ⅜"
P	Slope of backrest	24°
Q	Minimum spout reach	8"
R	Slim deck minimum height	½"
S	Standard deck minimum height	1 ½"

A AromaCloud® position **G** Control position when factory-installed (Mia® or DOT)
I Turbine position (TMU) **●** Indicates heated backrest (TMU)
☺ Indicates WarmTouchShell® position (Soaker)

Hot water supply required	The hot water supply should be 70% or more of the bath's total water capacity.
Turbine	Access to the pump must be at least 18" x 22". Standard connection is 20 A. 120 V, 60 Hz, dedicated line with a ground-fault circuit interrupter (GFCI). For any additional option, a second line is needed 15 A. 120 V, 60 Hz, dedicated line with a GFCI. Air vent necessary: 2" x 4" minimum.
Therapeutic Comfort Cushion - INCLUDED	Made of ultraresistant urethane gel. Extremely comfortable and soft to the touch. Fully waterproof. Remarkably durable. Color available: Grey or Black.
Others	The Geysair® is located on the same side as the heated backrest. It must not be relocated. It must be connected to the hot water supply and be accessible (provide access).
	The water level may vary when an AromaFlow or an Integrated drain & overflow is installed.

Approx. shipping weight	138 lb
Turbine power	550 W
Air heater	600 W


Warranty

Controls-LED-Geysair*	5 years
Bath & turbine*	20 years

Our products must be installed by certified professionals only and according to our Owner's Manual as well as federal, provincial/state and local building codes and regulations (www.bainultra.com/dealers/dealer-documentation-and-catalog). Dimensions are subject to change; measured at external edges. Bathing well measured at air jet level. Tolerance: ±0.25" (±0.64 cm). Ensure bathtub is received prior to any construction. BainUltra® is not responsible for any preparatory work done before product arrival.

* Some restrictions apply | www.bainultra.com/warranty

inua 7240



Product No.

Model	Standard 1 1/2" deck	TMU	BINURD00T-XX	Soaker	BINURDOON-XX
Model	Slim deck 1/2"	TMU	BINURD10T-XX	Soaker	BINURD10N-XX

ThermoMasseur (TMU)

Air Jet System	\$8,500
Jets	58
1 heated backrest	Included
MiaPlus® Control	Included
BU-Touch Control Application <i>BUTOUCH</i>	\$495
Geysair®	Included
AromaCloud® <i>BAROMAC</i>	\$590
AromaFlow ^{††} <i>BAROMAF</i>	\$950
Illuzio Chromatherapy <i>BCHRO6</i>	\$995
2nd heated backrest (WTS-1 zone) <i>BSHB</i>	\$1,125

Soaker

AromaCloud® <i>BAROMAC</i>	\$590
AromaFlow ^{††} <i>BAROMAF</i>	\$950
Illuzio Chromatherapy <i>BCHRO6</i>	\$995
WarmTouchShell® <i>BWTS</i>	\$1,125
DOT Control	Included with therapy
2nd WarmTouchShell® <i>BWTS2</i>	\$370

Features

Installation Type	Drop-in
No. of bathers	2
Imp. gallons	56
US gallons	67
Raised seats	2
Inverted V	2
Armrests	4
Grab bars (Color match)	2
Comfort Cushion (Specify color: Grey or Black)	p. 43 2 Included
Standard Bath Color	p. 17
White 01	Biscuit 02
Included	

Options UPCHARGE APPLICABLE

Finish p.17				
 UltraVelour Matte Finish (white only) <i>BVEL1</i>		\$650		
Clear Acrylic Grab Bars <i>BGBG10-XX</i> p.16				
 Chrome 07  Brushed Nickel 09 inserts		\$60		
Bath Pillow <i>BPILLOW</i> p.252		\$240		
Drain & Overflow p.14				
 Chrome 07		Integrated ZenFlow [†] <i>BOVERINZF-XX</i>	Integrated with trim <i>BOVERIN-XX</i>	16" x 35" <i>BOVER16-XX</i>
 White 01  Biscuit 02		\$205	\$235	\$260
 Brushed Nickel 09		\$165	\$205	\$290
 Polished Nickel 10		\$205	\$235	\$400
 Oil-rubbed Bronze 11		\$205	\$235	\$400
 Matte Black 19  Satin Brass 18		N/A	N/A	\$400
 Matte White 32		\$260	\$290	N/A
		\$205	\$235	N/A
If Required by Construction Code				
Brass drain & overflow kit [†] <i>BDRCOB</i>		\$240		
Brass drain kit [†] <i>BDRCB</i>		\$60		
16" x 35" Cable driven brass drain & overflow kit <i>BOVERBR</i>		\$240		

To Order

To complete the ORDER FORM go to our Dealers Portal <https://dealersportal.bainultra.com/extranet/login> or send your order To Orderdesk@bainultra.com

Don't forget to specify the deck height (1/2" or 1 1/2").

Faucets should be installed on the most level portion of the deck surface.

[†] ZenFlow: Integrated overflow without a trim.

^{††} When ordering an AromaFlow, an Integrated drain & overflow is mandatory (Upcharge). Specify the finish of the drain. With the AromaFlow, the included Grab Bars can not be installed.

[‡] When ordered with Integrated drain & overflow.

72" x 40" x 23"

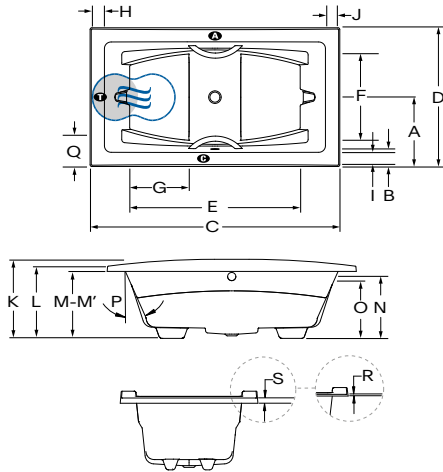


Comfort Cushion (2 included)

Inua®

Technical Specifications

- A** With the AromaCloud®, you must choose to install the control or the faucet on opposite side.



Letter	Description	Measure
A	Outside edge to center drain	20"
B	Outside edge to overflow	4 1/2"
C	Total length	72"
D	Total width	40"
E	Bathing well length	49 1/8"
F	Bathing well width at center zone	25 1/8"
G	Raised seat length	17 1/8"
H	Deck width at backrest end	4 5/8"
I	Deck width	4 5/8"
J	Deck width	4 5/8"
K	Height from bottom of bath to top deck	23"
L	Total height to headrest	21"
M	Height from bottom of bath to bottom of standard deck	19 1/2"
M'	Height from bottom of bath to bottom of slim deck	20 1/2"
N	Height from bottom of drain to center of overflow	17 1/8"
O	Maximum water level (Drain & overflow 16" x 35")	15 3/8"
	Maximum water level (Integrated drain & overflow)	16 3/8"
	Maximum water level with AromaFlow	15 15/16"
P	Slope of backrests	24°
Q	Minimum spout reach	8 3/4"
R	Slim deck minimum height	1/2"
S	Standard deck minimum height	1 1/2"

- A** AromaCloud® position **G** Control position when factory-installed (Mia® or DOT)
I Turbine position (TMU) **●** Indicates heated backrest (TMU)
☞ Indicates WarmTouchShell® position (Soaker)

Hot water supply required	The hot water supply should be 70% or more of the bath's total water capacity.
Turbine	Access to the pump must be at least 18" x 22". Standard connection is 20 A, 120 V, 60 Hz, dedicated line with a ground-fault circuit interrupter (GFCI). For any additional option, a second line is needed 15 A, 120 V, 60 Hz, dedicated line with a GFCI. Air vent necessary: 2" x 4" minimum.
Therapeutic Comfort Cushion - 2 INCLUDED	Made of ultraresistant urethane gel. Extremely comfortable and soft to the touch. Fully waterproof. Remarkably durable. Color available: Grey or Black.
Others	The Geysair® is located on the same side as the heated backrest. It must not be relocated. It must be connected to the hot water supply and be accessible (provide access).
	The water level may vary when an AromaFlow or an Integrated drain & overflow is installed.

Approx. shipping weight	153 lb
Turbine power	550 W
Air heater	600 W

Warranty

Controls-LED-Geysair*	5 years
Bath & turbine*	20 years

Our products must be installed by certified professionals only and according to our Owner's Manual as well as federal, provincial/state and local building codes and regulations (www.bainultra.com/dealers/dealer-documentation-and-catalog).

Dimensions are subject to change; measured at external edges. Bathing well measured at air jet level. Tolerance: ±0.25" (±0.64 cm).

Ensure bathtub is received prior to any construction. BainUltra® is not responsible for any preparatory work done before product arrival.

* Some restrictions apply | www.bainultra.com/warranty

libra 6632



Product No.

Model Freestanding TMU BLIIRFOOT-XX Soaker BLIIRFOON-XX

ThermoMasseur (TMU)

Air Jet System

\$8,850

Jets	42
1 heated backrest	Included
MiaPlus® Control†††	Included
BU-Touch Control Application	Included
Geysair®	Included
AromaFlow BAROMAF	\$950
Illuzio Chromatherapy BCHRO6	\$995
2nd heated backrest (WTS-1 zone) BSHB	\$1,125

Soaker

\$6,500

AromaFlow BAROMAF	\$950
Illuzio Chromatherapy BCHRO6	\$995
WarmTouchShell® BWTS	\$1,125
DOT Control	Included with therapy
2nd WarmTouchShell® BWTS2	\$370

Features

Installation Type	Freestanding
No. of bathers ♀♂ Imp. gallons 52 US gallons 63	
Integrated Drain & Overflow — ZenFlow† BOVERINIZF-01	
○ White 01	Installed & Included
Standard Bath Color p.17	
○ White 01	Included

Options UPCHARGE APPLICABLE

Bath Color p.17		
☑ Black / White 66		\$475
Finish p.17		
○ UltraVelour Matte Finish (white only) BVEL2		\$850
Universal Armrests BGBGU-XX p.16		
○ White 01		\$895
Bath Pillow BPILLow p.252		\$240
	Integrated ZenFlow† BOVERINIZF-XX	Integrated with trim BOVERIN-XX
Drain & Overflow p.14		
○ White 01		Incl. \$40
○ Matte White 32	○ Chrome 07	\$40 \$70
○ Brushed Nickel 09	○ Polished Nickel 10	
● Matte Black 19	● Satin Brass 18	\$95 \$125
Island Tub Drain™*** p.15		
Island tub drain™ BSLDD		\$260
Cast Iron Island tub drain™ BSLDDCI		\$310
If Required by Construction Code or installed with ITD		
Brass drain & overflow kit BDRCOB		\$240
Brass drain kit BDRCB		\$60

To Order


To complete the ORDER FORM go to our Dealers Portal <https://dealersportal.bainultra.com/extranet/login> or send your order To Orderdesk@bainultra.com

☛ Don't forget to specify the finish of the Integrated drain & overflow.

† ZenFlow: Integrated overflow without a trim.

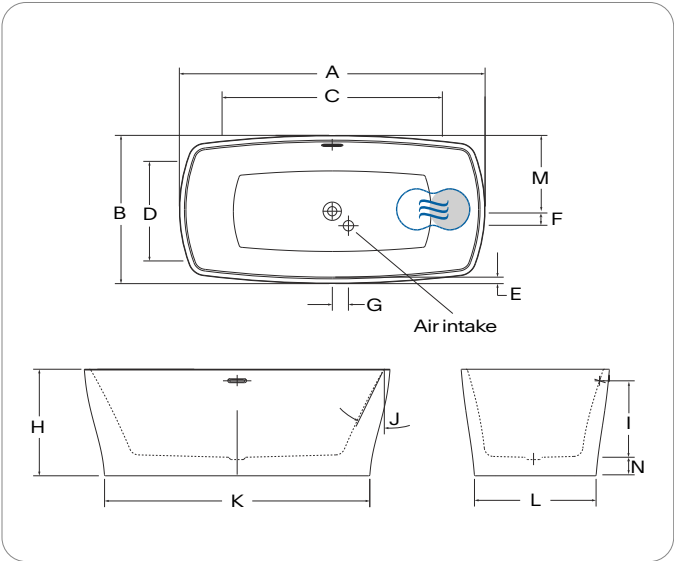
††† Control must be wall-mounted. Faucets must be freestanding or wall-mounted.

*** An Island tub drain™ is recommended when there is no access under the bath.



Libra

Technical Specifications



Letter	Description	Measure
A	Total length	66"
B	Total width	32"
C	Bathing well length	47 1/2"
D	Bathing well width	21 1/2"
E	Deck width	1 3/8"
F	Center drain to air intake (side)	3 1/8"
G	Center drain to air intake (front)	3 1/2"
H	Total height	23"
I	Maximum water level Maximum water level with AromaFlow	16 3/8" 14 3/4"
J	Slope of backrests	26°
K	Base length	57 1/4"
L	Base width	26 1/4"
M	The outer edge to center of drain	16 3/8"
N	Height from drain to floor	3 1/2"

● Indicates heated backrest (TMU) ⊕ Indicates WarmTouchShell® position (Soaker)

Hot water supply required	The hot water supply should be 70% or more of the bath's total water capacity.
Turbine	Turbine is remotely installed; access to the pump must be at least 18" x 22". Standard connection is 20 A, 120 V, 60 Hz, dedicated line with a Ground-Fault Circuit Interrupter (GFCI). For any additional option, a second line is needed 15 A, 120 V, 60 Hz, dedicated line with a GFCI. Air vent necessary: 2" x 4" minimum.
Others	The Geysair® is located on the same side as the heated backrest. It must not be relocated. It must be connected to the hot water supply and be accessible (provide access). Faucet must be freestanding or wall-mounted. The turbine must be remotely installed. Controls cannot be installed on the deck of the bath. The water level will be lower when an AromaFlow is installed.

Our products must be installed by certified professionals only and according to our Owner's Manual as well as federal, provincial/state and local building codes and regulations (www.bainultra.com/dealers/dealer-documentation-and-catalog).

Cutting template	# 90000082
Approx. shipping weight	240 lb
Turbine power	550 W
Air heater	600 W

Warranty

Controls-LED-Geysair*	5 years
Bath & turbine*	20 years

* Some restrictions apply | www.bainultra.com/warranty

For the installer
Scan to view
installation video
(3:20 min) →



Dimensions are subject to change; measured at external edges. Bathing well measured at air jet level. Tolerance: ±0.25" (±0.64 cm). Ensure bathtub is received prior to any construction. BainUltra® is not responsible for any preparatory work done before product arrival.

libra aurora 6634



Product No.

Model Freestanding TMU BLAKOF00T-XX Soaker BLAKOF00N-XX

ThermoMasseur (TMU)

Air Jet System

\$9,330

Jets	40
1 heated backrest	Included
MiaPlus® Control†††	Included
BU-Touch Control Application	Included
Geysair®	Included
AromaFlow†† BAROMAF	\$950
Illuzio Chromatherapy BCHRO6	\$995
2nd heated backrest (WTS-1 zone) BSHB	\$1,125

Soaker

\$6,980

AromaFlow†† BAROMAF	\$950
Illuzio Chromatherapy BCHRO6	\$995
WarmTouchShell® BWTS	\$1,125
DOT Control	Included with therapy
2nd WarmTouchShell® BWTS2	\$370

Features

Installation Type	Freestanding
No. of bathers ♀♂ Imp. gallons 48 US gallons 58	
Integrated Drain & Overflow — ZenFlow† BOVERINIZF-01	
○ White 01	Installed & Included
Standard Bath Color p.17	
○ White 01	Included

Options UPCHARGE APPLICABLE

Bath Color p.17		
● Black / White 66		\$475
Finish p.17		
○ UltraVelour Matte Finish (white only) BVEL2		\$850
Universal Armrests BGBGU-XX p.16		
○ White 01		\$895
Bath Pillow BPILLOW p.252		\$240
	Integrated ZenFlow† BOVERINZF-XX	Integrated with trim BOVERIN-XX
Drain & Overflow p.14		
○ White 01		Incl. \$40
○ Matte White 32	○ Chrome 07	\$40 \$70
○ Brushed Nickel 09	○ Polished Nickel 10	
● Matte Black 19	● Satin Brass 18	\$95 \$125
Island Tub Drain™*** p.15		
Island tub drain™ BISLDD		\$260
Cast Iron Island tub drain™ BISLDDCI		\$310
If Required by Construction Code		
Brass drain & overflow kit BDRCOB		\$240
Brass drain kit BDRCB		\$60

To Order

To complete the ORDER FORM go to our Dealers Portal <https://dealersportal.bainultra.com/extranet/login> or send your order To Orderdesk@bainultra.com


⚠ Don't forget to specify the finish of the Integrated drain & overflow.

† ZenFlow: Integrated overflow without a trim.

††† Control must be wall-mounted. Faucets must be freestanding or wall-mounted.

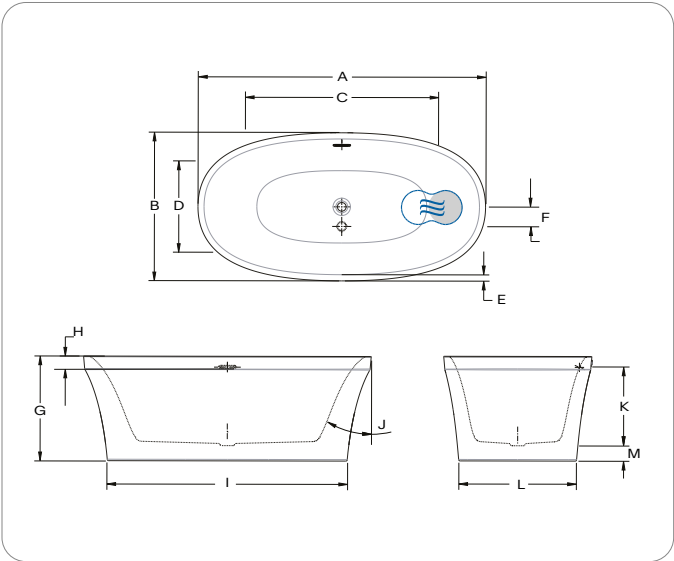
*** An Island tub drain™ is recommended when there is no access under the bath.

†† When ordering an AromaFlow, an Integrated drain & overflow is mandatory (Included). Specify the finish of the drain.



Libra

Technical Specifications



Letter	Description	Measure
A	Total length	66"
B	Total width	34"
C	Bathing well length	44 1⁄8"
D	Bathing well width	21"
E	Deck width	1 7⁄16"
F	Center drain to air intake (side)	4 1⁄2"
G	Maximum total height	24"
H	Height of deck upper lip	3"
I	Base length	55"
J	Slope of backrests	30°
K	Maximum water level	17 5⁄16"
	Maximum water level with AromaFlow	15 15⁄16"
L	Base width	27"
M	Height from drain to floor	3 1⁄2"

● Indicates heated backrest (TMU) ⊕ Indicates WarmTouchShell® position (Soaker)

Hot water supply required	The hot water supply should be 70% or more of the bath's total water capacity.
Turbine	Turbine is remotely installed; access to the pump must be at least 18" x 22". Standard connection is 20 A, 120 V, 60 Hz, dedicated line with a Ground-Fault Circuit Interrupter (GFCI). For any additional option, a second line is needed 15 A, 120 V, 60 Hz, dedicated line with a GFCI. Air vent necessary: 2" x 4" minimum.
Others	The Geysair® is located on the same side as the heated backrest. It must not be relocated. It must be connected to the hot water supply and be accessible (provide access). Faucet must be freestanding or wall-mounted. The turbine must be remotely installed. Controls cannot be installed on the deck of the bath. The water level will be lower when an AromaFlow is installed.

Our products must be installed by certified professionals only and according to our Owner's Manual as well as federal, provincial/state and local building codes and regulations (www.bainultra.com/dealers/dealer-documentation-and-catalog).

Cutting template	# 90000087
Approx. shipping weight	230 lb
Turbine power	550 W
Air heater	600 W

Warranty

Controls-LED-Geysair*	5 years
Bath & turbine*	20 years

* Some restrictions apply | www.bainultra.com/warranty

For the installer
Scan to view
installation video
(3:20 min) →



Dimensions are subject to change; measured at external edges. Bathing well measured at air jet level. Tolerance: ±0.25" (±0.64 cm). Ensure bathtub is received prior to any construction. BainUltra® is not responsible for any preparatory work done before product arrival.

libra oval 6635



Product No.

Model Freestanding TMU BLIHOF00T-XX Soaker BLIHOF00N-XX

ThermoMasseur (TMU)

Air Jet System

\$9,750

Jets	34
1 heated backrest	Included
MiaPlus® Control ^{†††}	Included
BU-Touch Control Application	Included
Geysair®	Included
AromaFlow ^{††} BAROMAF	\$950
Illuzio Chromatherapy BCHRO6	\$995
2nd heated backrest (WTS-1 zone) BSHB	\$1,125

Soaker

\$7,340

AromaFlow ^{††} BAROMAF	\$950
Illuzio Chromatherapy BCHRO6	\$995
WarmTouchShell® BWTS	\$1,125
DOT Control	Included with therapy
2nd WarmTouchShell® BWTS2	\$370

Features

Installation Type	Freestanding
No. of bathers ♀♂ Imp. gallons 46 US gallons 56 Armrests 2	
Integrated Drain & Overflow — ZenFlow [†] BOVERINIZF-01	
<input type="radio"/> White 01	Installed & Included
Standard Bath Color p.17	
<input type="radio"/> White 01	Included

Options UPCHARGE APPLICABLE

Bath Color p.17	
<input checked="" type="radio"/> Black / White 66	\$475
Finish p.17	
<input type="radio"/> UltraVelour Matte Finish (white only) BVEL3	\$1,025
Bath Pillow BPILLOW p.252	\$240
Drain & Overflow p.14	Integrated ZenFlow [†] BOVERINIZF-XX Integrated with trim BOVERIN-XX
<input type="radio"/> White 01	Incl. \$40
<input type="radio"/> Matte White 32 <input type="radio"/> Chrome 07	\$40 \$70
<input type="radio"/> Brushed Nickel 09 <input type="radio"/> Polished Nickel 10	
<input checked="" type="radio"/> Matte Black 19 <input type="radio"/> Satin Brass 18	\$95 \$125
Island Tub Drain™*** p.15	
Island tub drain™ BISLDD	\$260
Cast Iron Island tub drain™ BISLDDCI	\$310
If Required by Construction Code	
Brass drain & overflow kit BDRCOB	\$240
Brass drain kit BDRCB	\$60

To Order

To complete the ORDER FORM go to our Dealers Portal <https://dealersportal.bainultra.com/extranet/login> or send your order To Orderdesk@bainultra.com


⚠ Don't forget to specify the finish of the Integrated drain & overflow.

[†] ZenFlow: Integrated overflow without a trim.

^{†††} Control must be wall-mounted. Faucets must be freestanding or wall-mounted.

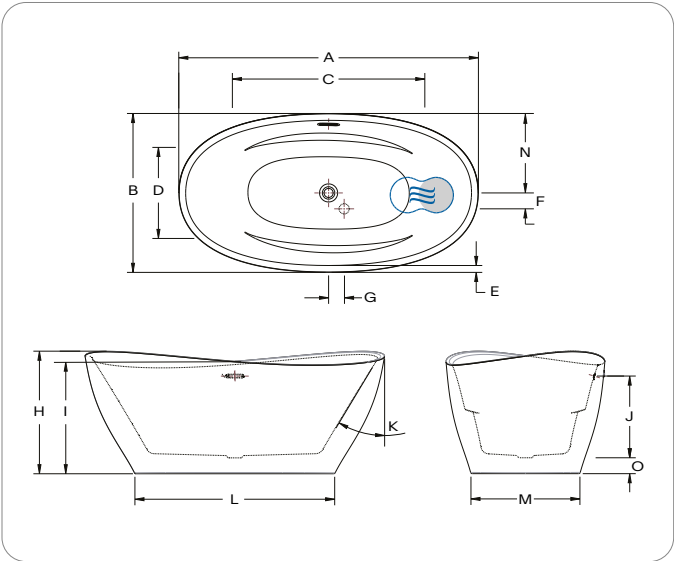
^{***} An Island tub drain™ is recommended when there is no access under the bath.

^{††} When ordering an AromaFlow, an Integrated drain & overflow is mandatory (Included). Specify the finish of the drain.



Libra

Technical Specifications



Letter	Description	Measure
A	Total length	66"
B	Total width	35"
C	Bathing well length	42 3/8"
D	Bathing well width	23 3/16"
E	Deck width	1 1/2"
F	Center drain to air intake (side)	3 1/2"
G	Center drain to air intake (front)	3 1/2"
H	Maximum total height	27"
I	Minimum total height	24"
J	Maximum water level	17 3/8"
	Maximum water level with AromaFlow	15 3/4"
K	Slope of backrests	31°
L	Base length	44"
M	Base width	18"
N	The outer edge to center of drain	17 1/2"
O	Height from drain to floor	3 1/2"

● Indicates heated backrest (TMU) ⊕ Indicates WarmTouchShell® position (Soaker)

Hot water supply required	The hot water supply should be 70% or more of the bath's total water capacity.
Turbine	Turbine is remotely installed; access to the pump must be at least 18" x 22". Standard connection is 20 A, 120 V, 60 Hz, dedicated line with a Ground-Fault Circuit Interrupter (GFCI). For any additional option, a second line is needed 15 A, 120 V, 60 Hz, dedicated line with a GFCI. Air vent necessary: 2" x 4" minimum.
Others	The Geysair® is located on the same side as the heated backrest. It must not be relocated. It must be connected to the hot water supply and be accessible (provide access). Faucet must be freestanding or wall-mounted. The turbine must be remotely installed. Controls cannot be installed on the deck of the bath. The water level will be lower when an AromaFlow is installed.

Our products must be installed by certified professionals only and according to our Owner's Manual as well as federal, provincial/state and local building codes and regulations (www.bainultra.com/dealers/dealer-documentation-and-catalog).

Cutting template	# 90000086
Approx. shipping weight	230 lb
Turbine power	550 W
Air heater	600 W

Warranty

Controls-LED-Geysair*	5 years
Bath & turbine*	20 years

* Some restrictions apply | www.bainultra.com/warranty

For the installer
Scan to view
installation video
(3:20 min) →



Dimensions are subject to change; measured at external edges. Bathing well measured at air jet level. Tolerance: ±0.25" (±0.64 cm). Ensure bathtub is received prior to any construction. BainUltra® is not responsible for any preparatory work done before product arrival.

libra 6834

new



Product No.

Model Drop-in, Std 1½" deck	TMU BLIYU00T-XX	Soaker BLIYU00N-XX
Model Slim deck	TMU BLIYU10T-XX	Soaker BLIYU10N-XX

ThermoMasseur (TMU)

Air Jet System

\$5,535

Jets	42
1 heated backrest	Included
MiaPlus® Control	Included
BU-Touch Control Application <i>BUTOUCH</i>	\$495
Geysair®	Included
AromaFlow* <i>BAROMAF</i>	\$950
Illuzio Chromatherapy <i>BCHRO6</i>	\$995

Soaker

\$2,875

AromaFlow* <i>BAROMAF</i>	\$950
Illuzio Chromatherapy <i>BCHRO6</i>	\$995
WarmTouchShell® <i>BWTS</i>	\$1,125
Dot Control	Included with therapy

Features

Installation Type	Drop-in & Undermount
No. of bathers 🧑🧑	Imp. gallons 51 US gallons 61
Integrated Drain & Overflow — ZenFlow† <i>BOVERINIZF-XX</i>	
<input type="radio"/> White 01 <input type="radio"/> Biscuit 02	Installed & Included
Standard Bath Color <i>p.17</i>	
<input type="radio"/> White 01 <input type="radio"/> Biscuit 02	Included

Options UPCHARGE APPLICABLE

Finish <i>p.17</i>			
<input type="radio"/> UltraVelour Matte Finish (white only) <i>BVEL1</i>	\$650		
Universal Armrests <i>BGBGU-XX p.16</i>			
<input type="radio"/> White 01	\$895		
Bath Pillow <i>BPILLOW p.252</i>			
	\$240		
Drain & Overflow <i>p.14</i>			
<input type="radio"/> White 01	Incl.	Integrated ZenFlow† <i>BOVERINZF-XX</i>	Integrated with trim <i>BOVERIN-XX</i>
<input type="radio"/> Matte White 32 <input type="radio"/> Chrome 07	\$40		\$70
<input type="radio"/> Brushed Nickel 09 <input type="radio"/> Polished Nickel 10			
<input type="radio"/> Matte Black 19 <input type="radio"/> Satin Brass 18	\$95		\$125
If Required by Construction Code or installed with ITD			
Brass drain & overflow kit <i>BDRCOB</i>	\$240		
Brass drain kit <i>BDRCB</i>	\$60		

To Order

To complete the ORDER FORM go to our Dealers Portal <https://dealersportal.bainultra.com/extranet/login> or send your order To Orderdesk@bainultra.com

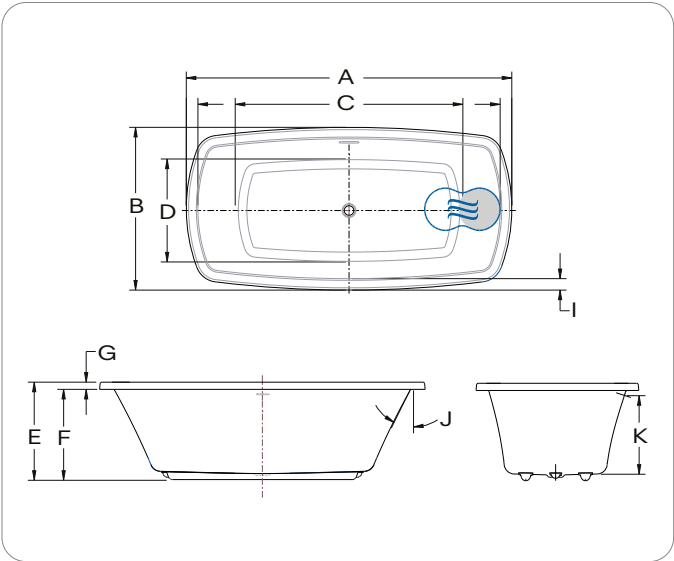
⚠ Don't forget to specify the finish of the Integrated drain & overflow

Please note that the 1½" is required for undermount installation.



Libra

Technical Specifications



Letter	Description	Measure
A	Total length (with 1/2" deck height)	67 7/8"
	Total length (with 1-1/2" deck height)	68"
B	Total width (with 1/2" deck height)	33 7/8"
	Total width (with 1-1/2" deck height)	34"
C	Bathing well length	47 1/2"
D	Bathing well width	21 1/2"
E	Height from bottom of bath to top deck	20 1/2"
F	Height from bottom of bath to bottom deck (with 1/2" deck height)	20"
	Height from bottom of bath to bottom deck (with 1-1/2" deck height)	19"
G	Height of standard deck	1 1/2"
	Height of slim deck	1/2"
I	Deck width	2 3/8"
J	Slope of backrest	26°
K	Maximum water level	16 3/8"
	Maximum water level with AromaFlow	14 3/4"

● Indicates heated backrest (TMU) ☞ Indicates WarmTouchShell® position (Soaker)

Hot water supply required	The hot water supply should be 70% or more of the bath's total water capacity.
Turbine	Access to the pump must be at least 18" x 22". Standard connection is 20 A, 120 V, 60 Hz, dedicated line with a Ground-Fault Circuit Interrupter (GFCI). For any additional option, a second line is needed 15 A, 120 V, 60 Hz, dedicated line with a GFCI. Air vent necessary: 2" x 4" minimum.
Others	The Geysair® is located on the same side as the heated backrest. It must not be relocated. It must be connected to the hot water supply and be accessible (provide access). Turbine must be remotely installed. The water level will be lower when an AromaFlow is installed.

Our products must be installed by certified professionals only and according to our Owner's Manual as well as federal, provincial/state and local building codes and regulations (www.bainultra.com/dealers/dealer-documentation-and-catalog).

Cutting template	# 90000092
Approx. shipping weight	200 lb
Turbine power	550 W
Air heater	600 W

Warranty

Controls-LED-Geysair*	5 years
Bath & turbine*	20 years

* Some restrictions apply | www.bainultra.com/warranty

For the installer
Scan to view
installation video
(3:20 min) →



Dimensions are subject to change; measured at external edges. Bathing well measured at air jet level. Tolerance: ±0.25" (±0.64 cm). Ensure bathtub is received prior to any construction. BainUltra® is not responsible for any preparatory work done before product arrival.

libra 7436

new



Product No.

Model Freestanding TMU BLITRF00T-XX Soaker BLITRF00N-XX

ThermoMasseur (TMU)

Air Jet System

\$10,545

Jets	46
1 heated backrest	Included
MiaPlus® Control†††	Included
BU-Touch Control Application	Included
Geysair®	Included
AromaFlow*** BAROMAF	\$950
Illuzio Chromatherapy BCHRO6	\$995
2nd heated backrest (WTS-1 zone) BSHB	\$1,125

Soaker












\$8,095

AromaFlow*** BAROMAF	\$950
Illuzio Chromatherapy BCHRO6	\$995
WarmTouchShell® BWTS	\$1,125
Dot Control	Included with therapy
2nd WarmTouchShell® BWTS2	\$370

Features

Installation Type	Freestanding
No. of bathers 2 Imp. gallons 67 US gallons 81	
Integrated Drain & Overflow — ZenFlow† BOVERINIZF-01	
White 01	Installed & Included
Standard Bath Color p.17	
White 01	Included

Options UPCHARGE APPLICABLE

Bath Color p.17			
 Black /White 66			\$475
Finish p.17			
 UltraVelour Matte Finish (white only) <i>BVEL3</i>			\$1,025
Universal Armrests <i>BGBGU-XX</i> p.16			
 White 01			\$895
Bath Pillow <i>BPILLOW</i> p.252			\$240
Drain & Overflow p.14			
 Chrome 07		Integrated ZenFlow [†] <i>BOVERINZF-XX</i>	Integrated with trim <i>BOVERIN-XX</i>
 White 01		\$40	\$70
 Brushed Nickel 09	 Polished Nickel 10	Incl.	\$40
 Matte Black 19	 Satin Brass 18	\$40	\$70
 Matte Black 19		\$95	\$125
 Matte White 32		\$40	\$70
Island Tub Drain™*** p.15			
Island tub drain™ <i>BISLDD</i>			\$260
Cast Iron Island tub drain™ <i>BISLDDCI</i>			\$310
If Required by Construction Code or installed with ITD			
Brass drain & overflow kit <i>BDRCOB</i>			\$240
Brass drain kit <i>BDRCB</i>			\$60

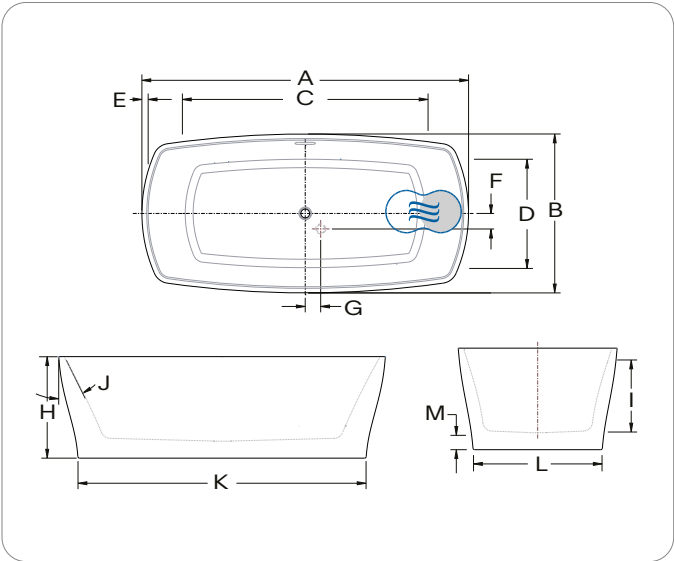
To Order

To complete the ORDER FORM go to our Dealers Portal <https://dealersportal.bainultra.com/extranet/login> or send your order To Orderdesk@bainultra.com



Libra

Technical Specifications



Letter	Description	Measure
A	Total length	74"
B	Total width	36"
C	Bathing well length	55 5/8"
D	Bathing well width	24 3/4"
E	Deck width	1 3/8"
F	Center drain to air intake (side)	3 1/2"
G	Center drain to air intake (front)	3 1/2"
H	Total height	23"
I	Maximum water level Maximum water level with AromaFlow	16 3/8" 14 3/4"
J	Slope of backrests	26°
K	Base length	65 1/4"
L	Base width	29 1/4"
M	Height from drain to floor	3 1/4"

● Indicates heated backrest (TMU) ⊕ Indicates WarmTouchShell® position (Soaker)

Hot water supply required	The hot water supply should be 70% or more of the bath's total water capacity.
Turbine	Turbine is remotely installed; access to the pump must be at least 18" x 22". Standard connection is 20 A, 120 V, 60 Hz, dedicated line with a Ground-Fault Circuit Interrupter (GFCI). For any additional option, a second line is needed 15 A, 120 V, 60 Hz, dedicated line with a GFCI. Air vent necessary: 2" x 4" minimum.
Others	The Geysair® is located on the same side as the heated backrest. It must not be relocated. It must be connected to the hot water supply and be accessible (provide access). Faucet must be freestanding or wall-mounted. The turbine must be remotely installed. Controls cannot be installed on the deck of the bath. The water level will be lower when an AromaFlow is installed.

Our products must be installed by certified professionals only and according to our Owner's Manual as well as federal, provincial/state and local building codes and regulations (www.bainultra.com/dealers/dealer-documentation-and-catalog).

Cutting template	# 90000091
Approx. shipping weight	240 lb
Turbine power	550 W
Air heater	600 W

Warranty

Controls-LED-Geysair*	5 years
Bath & turbine*	20 years

* Some restrictions apply | www.bainultra.com/warranty

For the installer
Scan to view
installation video
(3:20 min) →



Dimensions are subject to change; measured at external edges. Bathing well measured at air jet level. Tolerance: ±0.25" (±0.64 cm). Ensure bathtub is received prior to any construction. BainUltra® is not responsible for any preparatory work done before product arrival.

lunessa 7038

new



Product No.

Model Freestanding TMU BLUZOF00T Soaker BLUZOF00N

ThermoMasseur (TMU)

Air Jet System

\$9,910

Jets	40
1 heated backrest	Included
MiaPlus® Control ^{†††}	Included
BU-Touch Control Application	Included
Geysair®	Included
AromaFlow ^{††} BAROMAF	\$950
Illuzio Chromatherapy BCHRO6	\$995
2nd heated backrest (WTS-1 zone) BSHB	\$1,125

Soaker

\$7,440

AromaFlow ^{††} BAROMAF	\$950
Illuzio Chromatherapy BCHRO6	\$995
WarmTouchShell® BWTS	\$1,125
DOT Control	Included with therapy
2nd WarmTouchShell® BWTS2	\$370

Features

Installation Type	Freestanding
No. of bathers 2 Imp. gallons 53 US gallons 63 Armrests 2	
Integrated Drain & Overflow — ZenFlow [†] BOVERINIZF-01	
<input type="radio"/> White 01	Installed & Included
Standard Bath Color p.17	
<input type="radio"/> White 01	Included

Options UPCHARGE APPLICABLE

Bath Color p.17		
<input checked="" type="radio"/> Black / White 66		\$475
Finish p.17		
<input type="radio"/> UltraVelour Matte Finish (white only) BVEL3		\$1,025
Bath Pillow BPILLOW p.252		\$240
Drain & Overflow p.14	Integrated ZenFlow [†] BOVERINIZF-XX	Integrated with trim BOVERIN-XX
<input type="radio"/> White 01	Incl.	\$40
<input type="radio"/> Matte White 32 <input type="radio"/> Chrome 07		
<input type="radio"/> Brushed Nickel 09 <input type="radio"/> Polished Nickel 10		
<input checked="" type="radio"/> Matte Black 19 <input checked="" type="radio"/> Satin Brass 18		
	\$95	\$125
Island Tub Drain™*** p.15		
Island tub drain™ BISLDD		\$260
Cast Iron Island tub drain™ BISLDDCI		\$310
If Required by Construction Code or installed with ITD		
Brass drain & overflow kit BDRCOB		\$240
Brass drain kit BDRCB		\$60

To Order

To complete the ORDER FORM go to our Dealers Portal <https://dealersportal.bainultra.com/extranet/login> or send your order To Orderdesk@bainultra.com

☛ Don't forget to specify the finish of the Integrated drain & overflow.

^{†††} Control must be wall-mounted. Faucets must be freestanding or wall-mounted.

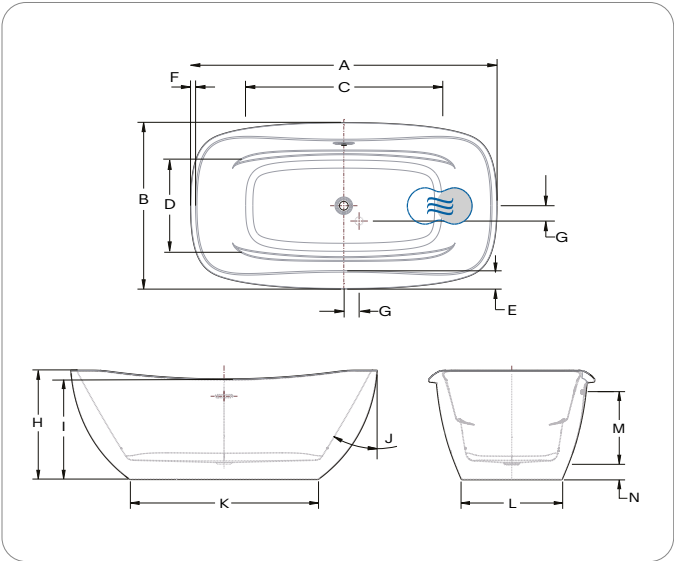
^{***} An Island tub drain™ is recommended when there is no access under the bath.

^{††} When ordering an AromaFlow, an Integrated drain & overflow is mandatory (Included). Specify the finish of the drain.



Lunessa

Technical Specifications



Letter	Description	Measure
A	Total length	70"
B	Total width	38"
C	Bathing well length	47"
D	Bathing well width	21 ¼"
E	Deck width (side)	4 ½"
F	Deck width (end)	1 ½"
G	Center drain to air intake	3 ½"
H	Maximum total height	25"
I	Minimum total height	23"
J	Slope of backrests	30°
K	Base length	43 ¼"
L	Base width	23 ¼"
M	Maximum water level	16 ¾"
	Maximum water level with AromaFlow	14 ⅝"
N	Height from drain to floor	3 ¼"

● Indicates heated backrest (TMU) ☞ Indicates WarmTouchShell® position (Soaker)

Hot water supply required	The hot water supply should be 70% or more of the bath's total water capacity.
Turbine	Turbine is remotely installed; access to the pump must be at least 18" x 22". Standard connection is 20 A, 120 V, 60 Hz, dedicated line with a Ground-Fault Circuit Interrupter (GFCI). For any additional option, a second line is needed 15 A, 120 V, 60 Hz, dedicated line with a GFCI. Air vent necessary: 2" x 4" minimum.
Others	The Geysair® is located on the same side as the heated backrest. It must not be relocated. It must be connected to the hot water supply and be accessible (provide access). Faucet must be freestanding or wall-mounted. The turbine must be remotely installed. Controls cannot be installed on the deck of the bath. The water level will be lower when an AromaFlow is installed.

Our products must be installed by certified professionals only and according to our Owner's Manual as well as federal, provincial/state and local building codes and regulations (www.bainultra.com/dealers/dealer-documentation-and-catalog).

Cutting template	# 90000094
Approx. shipping weight	230 lb
Turbine power	550 W
Air heater	600 W

Warranty

Controls-LED-Geysair*	5 years
Bath & turbine*	20 years

* Some restrictions apply | www.bainultra.com/warranty

For the installer
Scan to view
installation video
(3:20 min) →



Dimensions are subject to change; measured at external edges. Bathing well measured at air jet level. Tolerance: ±0.25" (±0.64 cm). Ensure bathtub is received prior to any construction. BainUltra® is not responsible for any preparatory work done before product arrival.

meridian ellipse 6636



Product No.

Model Rolled deck	TMU BMELOUMOT-XX	Soaker BMELOUMON-XX
Model Flat deck	TMU BMELOUNOT-XX	Soaker BMELOUNON-XX

ThermoMasseur (TMU)

Air Jet System	\$6,080
Jets	38
1 heated backrest	Included
MiaPlus® Control	Included
BU-Touch Control Application <i>BUTOUCH</i>	\$495
Geysair®	Included
AromaCloud®** <i>BAROMAC</i>	\$590
Illuzio Chromatherapy <i>BCHRO6</i>	\$995
2nd heated backrest (WTS-1 zone) <i>BSHB</i>	\$1,125

Soaker

AromaCloud®** <i>BAROMAC</i>	\$590
Illuzio Chromatherapy <i>BCHRO6</i>	\$995
WarmTouchShell® <i>BWTS</i>	\$1,125
DOT Control	Included with therapy
2nd WarmTouchShell® <i>BWTS2</i>	\$370

Features

Installation Type	Drop-in
No. of bathers 🧑🧑 Imp. gallons 40 US gallons 48	
Standard Bath Color p.17	
<input type="radio"/> White 01 <input type="radio"/> Biscuit 02	Included

Options UPCHARGE APPLICABLE

Bath Pillow <i>BPILLOW</i> p.252	\$240
Comfort Cushion <i>BCUSHIONA</i> p.253	\$540
<input type="radio"/> Grey 05 <input checked="" type="radio"/> Black 02	
Drain & Overflow p.14	16" x 35" <i>BOVER16-XX</i>
<input type="radio"/> Chrome 07	\$260
<input type="radio"/> White 01 <input type="radio"/> Biscuit 02	\$290
<input type="radio"/> Brushed Nickel 09	\$400
<input type="radio"/> Polished Nickel 10	\$400
<input type="radio"/> Oil-rubbed Bronze 11	\$400
<input checked="" type="radio"/> Matte Black 19 <input type="radio"/> Satin Brass 18	N/A
If Required by Construction Code	
16" x 35" Cable driven brass drain & overflow kit <i>BOVERBR</i>	\$240

To Order

To complete the ORDER FORM go to our Dealers Portal <https://dealersportal.bainultra.com/extranet/login> or send your order To Orderdesk@bainultra.com

🔑 Don't forget to indicate flat or rolled deck.

66" x 36" x 21"



Flat deck

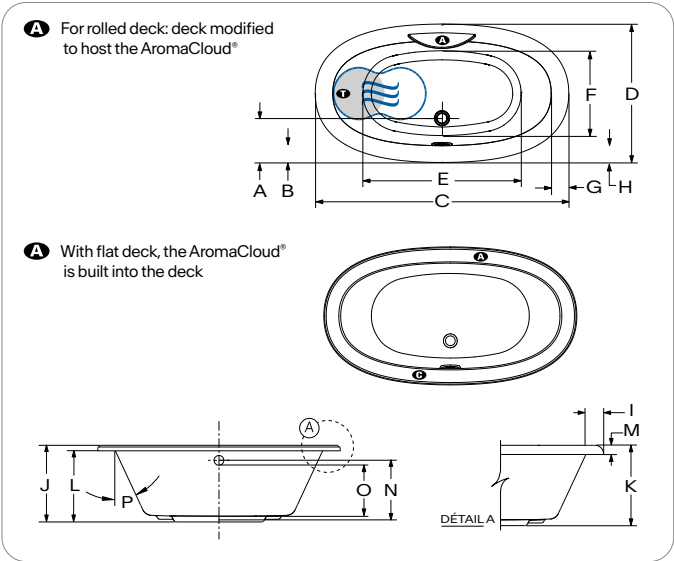


Rolled deck



Meridian®

Technical Specifications



Letter	Description	Measure
A	Outside edge to center drain	11 1/2"
B	Outside edge to overflow	4 5/8"
C	Total length	66"
D	Total width	36"
E	Bathing well length	42 3/8"
F	Bathing well width	22 1/4"
G	Deck width at backrest end	4 3/8"
H	Flat surface width	4 1/4"
I	Rolled deck width	4 3/4"
J	Height from bottom of bath to top deck	21"
K	Height from bottom of bath to top deck	22"
L	Height from bottom of bath to bottom of deck	19 1/2"
M	Height from bottom of deck to top deck	2 1/2"
N	Height from bottom of drain to center of overflow	16 5/8"
O	Maximum water level (Drain & overflow 16" x 35")	14 7/8"
P	Slope of backrest	25°

A AromaCloud® position **B** Control position when factory-installed (Mia® or DOT)
T Turbine position (TMU) **H** Indicates heated backrest (TMU)
S Indicates WarmTouchShell® position (Soaker)

Hot water supply required	The hot water supply should be 70% or more of the bath's total water capacity.
Turbine	Access to the pump must be at least 18" x 22". Standard connection is 20 A, 120 V, 60 Hz, dedicated line with a ground-fault circuit interrupter (GFCI). For any additional option, a second line is needed 15 A, 120 V, 60 Hz, dedicated line with a GFCI. Air vent necessary: 2" x 4" minimum.
Others	The Geysair® is located on the same side as the heated backrest. It must not be relocated. It must be connected to the hot water supply and be accessible (provide access).

There is a height difference for the rolled deck (see Drawing Detail A).

Our products must be installed by certified professionals only and according to our Owner's Manual as well as federal, provincial/state and local building codes and regulations (www.bainultra.com/dealers/dealer-documentation-and-catalog).

Cutting template	# 90000055
Approx. shipping weight	100 lb
Turbine power	550 W
Air heater	600 W

Warranty

Controls-LED-Geysair*	5 years
Bath & turbine*	20 years

* Some restrictions apply | www.bainultra.com/warranty

meridian ellipse 7240



Rolled deck

Product No.

Model Rolled deck	TMU BMEUJUMOT-XX	Soaker BMEUJUMON-XX
Model Flat deck	TMU BMEUJOUNOT-XX	Soaker BMEUJOUNON-XX

ThermoMasseur (TMU)

Air Jet System

\$6,420

Jets	40
1 heated backrest	Included
MiaPlus® Control	Included
BU-Touch Control Application <i>BUTOUCH</i>	\$495
Geysair®	Included
AromaCloud®** <i>BAROMAC</i>	\$590
Illuzio Chromatherapy <i>BCHRO6</i>	\$995
2nd WarmTouchShell® <i>BWTS2</i>	\$1,125

Soaker

\$2,970

AromaCloud®** <i>BAROMAC</i>	\$590
Illuzio Chromatherapy <i>BCHRO6</i>	\$995
WarmTouchShell® <i>BWTS</i>	\$1,125
DOT Control	Included with therapy
2nd heated backrest (WTS-1 zone) <i>BSHB</i>	\$370

Features

Installation Type	Drop-in
No. of bathers 🧑🧑 Imp. gallons 49 US gallons 59	
Standard Bath Color p.17	
<input type="radio"/> White 01 <input type="radio"/> Biscuit 02	Included

Options UPCHARGE APPLICABLE

Bath Pillow <i>BPILLOW</i> p.252	\$240
Comfort Cushion <i>BCUSHIONA</i> p.253	\$540
<input type="radio"/> Grey 05 <input checked="" type="radio"/> Black 02	
Drain & Overflow p.14	16" x 35" <i>BOVER16-XX</i>
<input type="radio"/> Chrome 07	\$260
<input type="radio"/> White 01 <input type="radio"/> Biscuit 02	\$290
<input type="radio"/> Brushed Nickel 09	\$400
<input type="radio"/> Polished Nickel 10	\$400
<input type="radio"/> Oil-rubbed Bronze 11	\$400
<input checked="" type="radio"/> Matte Black 19 <input type="radio"/> Satin Brass 18	N/A
If Required by Construction Code	
16" x 35" Cable driven brass drain & overflow kit <i>BOVERBR</i>	\$240

To Order

To complete the ORDER FORM go to our Dealers Portal <https://dealersportal.bainultra.com/extranet/login> or send your order To Orderdesk@bainultra.com

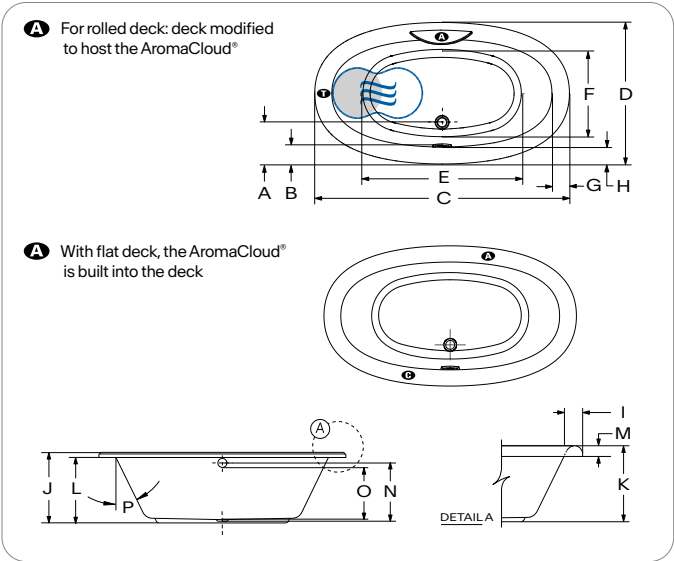
🔑 Don't forget to indicate flat or rolled deck.

72" x 40" x 21"



Meridian®

Technical Specifications



Letter	Description	Measure
A	Outside edge to center drain	11 3/4"
B	Outside edge to overflow	4 7/8"
C	Total length	72"
D	Total width	40"
E	Bathing well length	46 1/8"
F	Bathing well width	24 3/4"
G	Deck width at backrest end	4 3/4"
H	Deck width	4 5/8"
I	Rolled deck width	5 3/8"
J	Height from bottom of bath to top deck	21"
K	Height from bottom of bath to top deck	22"
L	Height from bottom of bath to bottom of deck	19 1/2"
M	Height from bottom of deck to top deck	2 1/2"
N	Height from bottom of drain to center of overflow	16 5/8"
O	Maximum water level (Drain & overflow 16" x 35")	14 7/8"
P	Slope of backrest	27°

A AromaCloud® position **B** Control position when factory-installed (Mia® or DOT)
T Turbine position (TMU) **●** Indicates heated backrest (TMU)
☺ Indicates WarmTouchShell® position (Soaker)

Hot water supply required	The hot water supply should be 70% or more of the bath's total water capacity.
Turbine	Access to the pump must be at least 18" x 22". Standard connection is 20 A. 120 V, 60 Hz, dedicated line with a ground-fault circuit interrupter (GFCI). For any additional option, a second line is needed 15 A. 120 V, 60 Hz, dedicated line with a GFCI. Air vent necessary: 2" x 4" minimum.
Others	The Geysair® is located on the same side as the heated backrest. It must not be relocated. It must be connected to the hot water supply and be accessible (provide access). There is a height difference for the rolled deck (see drawing Detail A). Available with flat deck or rolled deck.

Our products must be installed by certified professionals only and according to our Owner's Manual as well as federal, provincial/state and local building codes and regulations (www.bainultra.com/dealers/dealer-documentation-and-catalog).

Cutting template	# 90000001
Approx. shipping weight	128 lb
Turbine power	550 W
Air heater	600 W

Warranty

Controls-LED-Geysair*	5 years
Bath & turbine*	20 years

* Some restrictions apply | www.bainultra.com/warranty

meridian uno



Product No.

Model Alcove, Right	TMU BMUCRAORT-XX	Soaker BMUCRAORN-XX
Model Alcove, Left	TMU BMUCRAOLT-XX	Soaker BMUCRAOLN-XX

ThermoMasseur (TMU)

Air Jet System	\$4,265
Jets	36
1 heated backrest	Included
Mia® Control	Included
BU-Touch Control Application <i>BUTOUCH</i>	\$495
Geysair®	Included
AromaCloud®** <i>BAROMAC</i>	\$590
Illuzio Chromatherapy <i>BCHRO6</i>	\$995

Soaker

AromaCloud®** <i>BAROMAC</i>	\$590
Illuzio Chromatherapy <i>BCHRO6</i>	\$995
WarmTouchShell® <i>BWTS</i>	\$1,125
DOT Control	Included with therapy

Features

Installation Type	Alcove (3 walls)
No. of bathers ½	Imp. gallons 29 US gallons 35
Integrated tile flange and non removable skirt (specify right or left)	Included
Standard Bath Color <i>p.17</i>	
○ White 01 ○ Biscuit 02	Included

Options UPCHARGE APPLICABLE

Control (TMU only) <i>p.13</i>		
MiaPlus®# <i>BMIAP1-XX</i>		\$285
Bath Pillow <i>BPILLOW p.252</i>		\$240
Comfort Cushion <i>BCUSHIONA p.253</i>		\$540
● Grey 05 ● Black 02		
Drain & Overflow <i>p.14</i>		
Integrated ZenFlow† <i>BOVERINZF-XX</i>		16" x 35" <i>BOVER16-XX</i>
● Chrome 07		\$205
○ White 01 ○ Biscuit 02		\$165
● Brushed Nickel 09		\$205
● Polished Nickel 10		\$205
● Oil-rubbed Bronze 11		N/A
● Matte Black 19 ● Satin Brass 18		\$260
If Required by Construction Code		
16" x 35" Cable driven brass drain & overflow kit <i>BOVERBR</i>		\$240

To Order

To complete the ORDER FORM go to our Dealers Portal <https://dealersportal.bainultra.com/extranet/login> or send your order To Orderdesk@bainultra.com

† ZenFlow: Integrated overflow without a trim.

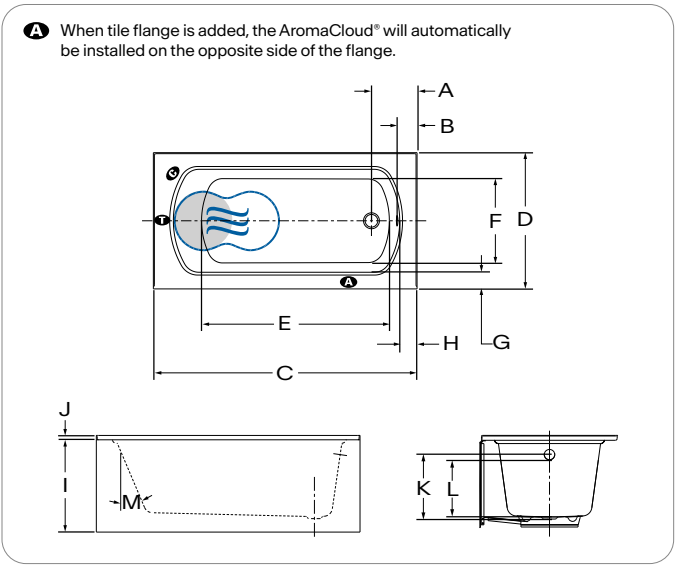
** The AromaCloud® is built into the deck (factory installed).

The MiaPlus® Control is included when purchasing Chromatherapy on a TMU.

60" x 31" x 20"



Technical Specifications



Letter	Description	Measure
A	Outside edge to center drain	10 3/8"
B	Outside edge to overflow	5 7/8"
C	Total length	60"
D	Total width	31"
E	Bathing well length	42 3/4"
F	Bathing well width	19 5/16"
G	Deck width	3 1/4"
H	Deck width at drain end	4"
I	Height from bottom of bath to top deck	20"
J	Tile flange height	1"
K	Height from bottom of drain to center of overflow	14 5/8"
L	Maximum water level (Drain & overflow 16" x 35")	13"
M	Slope of backrest	23°

A AromaCloud® position **B** Control position when factory-installed (Mia® or DOT)
I Turbine position (TMU) **L** Indicates heated backrest (TMU)
M Indicates WarmTouchShell® position (Soaker)

Hot water supply required	The hot water supply should be 70% or more of the bath's total water capacity.
Turbine	Access to the pump must be at least 18" x 22". Standard connection is 20 A, 120 V, 60 Hz, dedicated line with a ground-fault circuit interrupter (GFCI). For any additional option, a second line is needed 15 A, 120 V, 60 Hz, dedicated line with a GFCI. Air vent necessary: 2" x 4" minimum.
Others	The Geysair® is located on the same side as the heated backrest. It must not be relocated. It must be connected to the hot water supply and be accessible (provide access).
	Integrated tile flange is included (specify right or left). Integrated skirt can not be removed.

Our products must be installed by certified professionals only and according to our Owner's Manual as well as federal, provincial/state and local building codes and regulations (www.bainultra.com/dealers/dealer-documentation-and-catalog).

Approx. shipping weight	136 lb
Turbine power	550 W
Air heater	600 W

Warranty

Controls-LED-Geysair*	5 years
Bath & turbine*	20 years

* Some restrictions apply | www.bainultra.com/warranty

meridian duo



Product No.

Model Alcove, Right	TMU BMDCRAORT-XX	Soaker BMDCRAORN-XX
Model Alcove, Left	TMU BMDCRAOLT-XX	Soaker BMDCRAOLN-XX

ThermoMasseur (TMU)

Air Jet System	\$4,265
Jets	36
1 heated backrest	Included
Mia® Control	Included
BU-Touch Control Application <i>BUTOUCH</i>	\$495
Geysair®	Included
AromaCloud®** <i>BAROMAC</i>	\$590
Illuzio Chromatherapy <i>BCHRO6</i>	\$995

Soaker

AromaCloud®** <i>BAROMAC</i>	\$590
Illuzio Chromatherapy <i>BCHRO6</i>	\$995
WarmTouchShell® <i>BWTS</i>	\$1,125
DOT Control	Included with therapy

Features

Installation Type	Alcove (3 walls)
No. of bathers	2 Imp. gallons 29 US gallons 35
Integrated tile flange and removable panel (specify right or left)	Included
Standard Bath Color <i>p.17</i>	
<input type="radio"/> White 01 <input type="radio"/> Biscuit 02	Included

Options UPCHARGE APPLICABLE

Control (TMU only) <i>p.13</i>		
MiaPlus®# <i>BMIAP1-XX</i>		\$285
Bath Pillow <i>BPILLOW p.252</i>		\$240
Comfort Cushion <i>BCUSHIONA p.253</i>		\$540
<input type="radio"/> Grey 05 <input type="radio"/> Black 02		
Drain & Overflow <i>p.14</i>		
<input type="radio"/> Chrome 07	Integrated ZenFlow† <i>BOVERINZF-XX</i>	16" x 35" <i>BOVER16-XX</i>
<input type="radio"/> White 01 <input type="radio"/> Biscuit 02	\$205	\$260
<input type="radio"/> Brushed Nickel 09	\$165	\$290
<input type="radio"/> Polished Nickel 10	\$205	\$400
<input type="radio"/> Oil-rubbed Bronze 11	\$205	\$400
<input type="radio"/> Matte Black 19 <input type="radio"/> Satin Brass 18	N/A	\$400
<input type="radio"/> Matte Black 19 <input type="radio"/> Satin Brass 18	\$260	N/A
If Required by Construction Code		
16" x 35" Cable driven brass drain & overflow kit <i>BOVERBR</i>	\$240	

To Order

To complete the ORDER FORM go to our Dealers Portal <https://dealersportal.bainultra.com/extranet/login> or send your order To Orderdesk@bainultra.com

† ZenFlow: Integrated overflow without a trim.

** The AromaCloud® is built into the deck (factory installed).

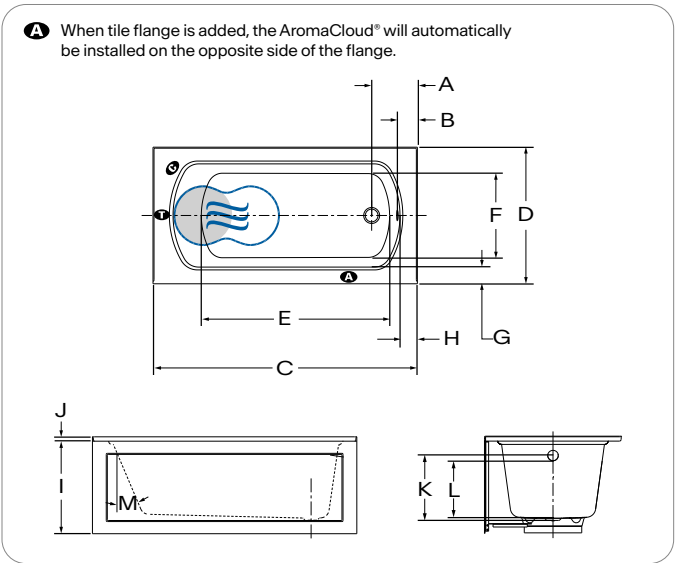
The MiaPlus® Control is included when purchasing Chromatherapy

60" x 31" x 21"



Meridian®

Technical Specifications



Letter	Description	Measure
A	Outside edge to center drain	10 3/8"
B	Outside edge to overflow	5 7/8"
C	Total length	60"
D	Total width	31"
E	Bathing well length	42 3/4"
F	Bathing well width	19 5/16"
G	Deck width	3 1/4"
H	Deck width at drain end	4"
I	Height from bottom of bath to top deck	21"
J	Tile flange height	1"
K	Height from bottom of drain to center of overflow	14 5/8"
L	Maximum water level (Drain & overflow 16" x 35")	13"
M	Slope of backrest	23°
A AromaCloud® position. When the tile flange is added, the AromaCloud® will automatically be installed on the opposite side of the flange.		
B Control position when factory-installed (Mia® or DOT) T Turbine position (TMU)		
● Indicates heated backrest (TMU) ☉ Indicates WarmTouchShell® position (Soaker)		

Hot water supply required	The hot water supply should be 70% or more of the bath's total water capacity.
Turbine	Access to the pump must be at least 18" x 22". Standard connection is 20 A. 120 V, 60 Hz, dedicated line with a ground-fault circuit interrupter (GFCI). For any additional option, a second line is needed 15 A. 120 V, 60 Hz, dedicated line with a GFCI. Air vent necessary: 2" x 4" minimum.
Others	The Geysair® is located on the same side as the heated backrest. It must not be relocated. It must be connected to the hot water supply and be accessible (provide access).
Integrated tile flange is included (specify right or left). Integrated skirt with removable panel.	

Our products must be installed by certified professionals only and according to our Owner's Manual as well as federal, provincial/state and local building codes and regulations (www.bainultra.com/dealers/dealer-documentation-and-catalog).


Approx. shipping weight	136 lb
Turbine power	550 W
Air heater	600 W

Warranty

Controls-LED-Geysair*	5 years
Bath & turbine*	20 years

* Some restrictions apply | www.bainultra.com/warranty

meridian 6030



Product No.

Model Alcove, Right	TMU BMEBRIORT-XX	Soaker BMEBRIORN-XX
Model Alcove, Left	TMU BMEBRIOLT-XX	Soaker BMEBRIOLN-XX
Model Drop-in	TMU BMEBRIOOT-XX	Soaker BMEBRIOON-XX

ThermoMasseur (TMU)

Air Jet System	\$4,265
Jets	37
1 heated backrest	Included
MiaPlus® Control	Included
BU-Touch Control Application <i>BUTOUCH</i>	\$495
Geysair®	Included
AromaCloud®** <i>BAROMAC</i>	\$590
Illuzio Chromatherapy <i>BCHRO6</i>	\$950
2nd heated backrest (WTS-1 zone) <i>BSHB</i>	\$995

Soaker

AromaCloud®** <i>BAROMAC</i>	\$590
Illuzio Chromatherapy <i>BCHRO6</i>	\$995
WarmTouchShell® <i>BWTS</i>	\$1,125
DOT Control	Included with therapy

Features

Installation Type	Drop-in & Alcove (3 walls)
No. of bathers ♀ Imp. gallons 41 US gallons 50	
Integrated Tile Flange (specify right or left)	Included
Standard Bath Color <i>p.17</i>	
<input type="radio"/> White 01 <input type="radio"/> Biscuit 02	Included


Options UPCHARGE APPLICABLE

Skirt <i>p.254</i>	Multifit <i>BSMUL-XX</i>	SJ-1 <i>BSJT-XX</i>
<input type="radio"/> White 01 <input type="radio"/> Biscuit 02	\$695	\$715
Bath Pillow <i>BPILLOW p.252</i>	\$240	
Comfort Cushion <i>BCUSHIONA p.253</i>	\$540	
<input type="radio"/> Grey 05 <input type="radio"/> Black 02		
Drain & Overflow <i>p.14</i>	Integrated ZenFlow [†] <i>BOVERINZF-XX</i>	16" x 35" <i>BOVER16-XX</i>
<input type="radio"/> Chrome 07	\$205	\$260
<input type="radio"/> White 01 <input type="radio"/> Biscuit 02	\$165	\$290
<input type="radio"/> Brushed Nickel 09	\$205	\$400
<input type="radio"/> Polished Nickel 10	\$205	\$400
<input type="radio"/> Oil-rubbed Bronze 11	N/A	\$400
<input type="radio"/> Matte Black 19 <input type="radio"/> Satin Brass 18	\$260	N/A
If Required by Construction Code		
16" x 35" Cable driven brass drain & overflow kit <i>BOVERBR</i>	\$240	

To Order

To complete the ORDER FORM go to our Dealers Portal <https://dealersportal.bainultra.com/extranet/login> or send your order To Orderdesk@bainultra.com

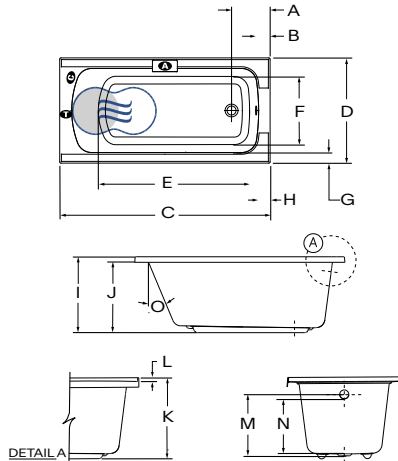
60" x 30" x 21"



Meridian®

Technical Specifications

- A** Deck modified to host the AromaCloud®. When tile flange is added, the AromaCloud® will automatically be installed on the opposite side of the flange.



Letter	Description	Measure
A	Outside edge to center drain	11"
B	Outside edge to overflow	4"
C	Total length	60"
D	Total width	30"
E	Bathing well length	43 5/8"
F	Bathing well width	19 5/8"
G	Deck width	3 1/4"
H	Deck width at drain end	3 1/2"
I	Height from bottom of bath to top deck	20 1/2"
J	Height from bottom of bath to bottom of deck	19"
K	Height from bottom of bath to top of tile flange	21 1/2"
L	Tile flange height	1"
M	Height from bottom of drain to center of overflow	15 13/16"
N	Maximum water level (Drain & overflow 16" x 35")	14 1/16"
O	Slope of backrest	24°

- A** AromaCloud® position. When the tile flange is added, the AromaCloud® will automatically be installed on the opposite side of the flange.
C Control position when factory-installed (Mia® or DOT) **T** Turbine position (TMU)
● Indicates heated backrest (TMU) ○ Indicates WarmTouchShell® position (Soaker)

Hot water supply required	The hot water supply should be 70% or more of the bath's total water capacity.
Turbine	Access to the pump must be at least 18" x 22". Standard connection is 20 A, 120 V, 60 Hz, dedicated line with a ground-fault circuit interrupter (GFCI). For any additional option, a second line is needed 15 A, 120 V, 60 Hz, dedicated line with a GFCI. Air vent necessary: 2" x 4" minimum.
Others	The Geysair® is located on the same side as the heated backrest. It must not be relocated. It must be connected to the hot water supply and be accessible (provide access). There is a height difference for the integrated tile flange (see Detail A). Available with or without integrated Tile Flange (specify right or left) at the same price.

Our products must be installed by certified professionals only and according to our Owner's Manual as well as federal, provincial/state and local building codes and regulations (www.bainultra.com/dealers/dealer-documentation-and-catalog).

Cutting template	# 90000053
Approx. shipping weight	100 lb
Turbine power	550 W
Air heater	600 W

Warranty

Controls-LED-Geysair*	5 years
Bath & turbine*	20 years

* Some restrictions apply | www.bainultra.com/warranty

meridian 6032



Product No.

Model Alcove, Right	TMU BMEDRIORT-XX	Soaker BMEDRIORN-XX
Model Alcove, Left	TMU BMEDRIOLT-XX	Soaker BMEDRIOLN-XX
Model Drop-in	TMU BMEDRIOOT-XX	Soaker BMEDRIOON-XX

ThermoMasseur (TMU)

Air Jet System

Jets	37
1 heated backrest	Included
MiaPlus® Control	Included
BU-Touch Control Application <i>BUTOUCH</i>	\$495
Geysair®	Included
AromaCloud®** <i>BAROMAC</i>	\$590
Illuzio Chromatherapy <i>BCHRO6</i>	\$995

Soaker

AromaCloud®** <i>BAROMAC</i>	\$590
Illuzio Chromatherapy <i>BCHRO6</i>	\$995
WarmTouchShell® <i>BWTS</i>	\$1,125
DOT Control	Included with therapy

Features

Installation Type	Drop-in & Alcove (3 walls)
No. of bathers	Imp. gallons 41 US gallons 50
Integrated Tile Flange (specify right or left)	Included
Standard Bath Color <i>p.17</i>	
<input type="radio"/> White 01 <input type="radio"/> Biscuit 02	Included



Options UPCHARGE APPLICABLE

Skirt <i>p.254</i>	Multifit <i>BSMUL-XX</i>	SJ-1 <i>BSJ1-XX</i>
<input type="radio"/> White 01 <input type="radio"/> Biscuit 02	\$695	\$715
Bath Pillow <i>BPILLOW p.252</i>	\$240	
Comfort Cushion <i>BCUSHIONA p.253</i>	\$540	
<input type="radio"/> Grey 05 <input type="radio"/> Black 02		
Drain & Overflow <i>p.14</i>	Integrated ZenFlow [†] <i>BOVERINZF-XX</i>	16" x 35" <i>BOVER16-XX</i>
<input type="radio"/> Chrome 07	\$205	\$260
<input type="radio"/> White 01 <input type="radio"/> Biscuit 02	\$165	\$290
<input type="radio"/> Brushed Nickel 09	\$205	\$400
<input type="radio"/> Polished Nickel 10	\$205	\$400
<input type="radio"/> Oil-rubbed Bronze 11	N/A	\$400
<input type="radio"/> Matte Black 19 <input type="radio"/> Satin Brass 18	\$260	N/A
If Required by Construction Code		
16" x 35" Cable driven brass drain & overflow kit <i>BOVERBR</i>	\$240	

To Order

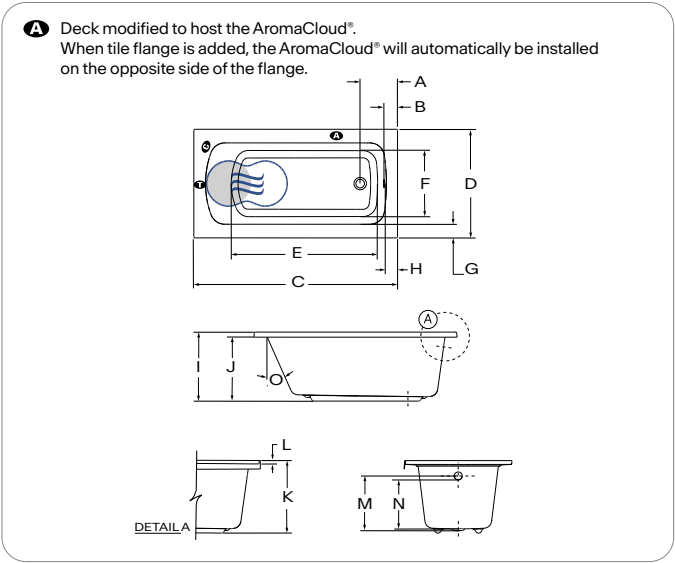
To complete the ORDER FORM go to our Dealers Portal <https://dealersportal.bainultra.com/extranet/login> or send your order To Orderdesk@bainultra.com

60" × 32" × 21"



Meridian®

Technical Specifications



Letter	Description	Measure
A	Outside edge to center drain	11"
B	Outside edge to overflow	4"
C	Total length	60"
D	Total width	32"
E	Bathing well length	43 5/8"
F	Bathing well width	19 5/8"
G	Deck width	4 1/4"
H	Deck width at drain end	3 1/2"
I	Height from bottom of bath to top deck	20 1/2"
J	Height from bottom of bath to bottom of deck	19"
K	Height from bottom of bath to top of tile flange	21 1/2"
L	Tile flange height	1"
M	Height from bottom of drain to center of overflow	15 13/16"
N	Maximum water level (Drain & overflow 16" x 35")	14 1/16"
O	Slope of backrest	24°

A AromaCloud® position **B** Control position when factory-installed (Mia® or DOT)
T Turbine position (TMU) **●** Indicates heated backrest (TMU)
☺ Indicates WarmTouchShell® position (Soaker)

Hot water supply required	The hot water supply should be 70% or more of the bath's total water capacity.
Turbine	Access to the pump must be at least 18" x 22". Standard connection is 20 a. 120 V, 60 hz, dedicated line with a ground-fault circuit interrupter (gfc). For any additional option, a second line is needed 15 a. 120 V, 60 hz, dedicated line with a gfc. Air vent necessary: 2" x 4" minimum.
Others	The Geysair® is located on the same side as the heated backrest. It must not be relocated. It must be connected to the hot water supply and be accessible (provide access). There is a height difference for the integrated tile flange (see Detail A).

Our products must be installed by certified professionals only and according to our Owner's Manual as well as federal, provincial/state and local building codes and regulations (www.bainultra.com/dealers/dealer-documentation-and-catalog).

Cutting template	# 90000053
Approx. shipping weight	100 lb
Turbine power	550 W
Air heater	600 W

Warranty

Controls-LED-Geysair*	5 years
Bath & turbine*	20 years

* Some restrictions apply | www.bainultra.com/warranty

meridian 50



Product No.

Model	TMU BMEFRI00T-XX	Soaker BMEFRI00N-XX
-------	------------------	---------------------

ThermoMasseur (TMU)

Air Jet System	\$5,045
Jets	40
1 heated backrest	Included
MiaPlus® Control	Included
BU-Touch Control Application <i>BUTOUCH</i>	\$495
Geysair®	Included
AromaCloud®** <i>BAROMAC</i>	\$590
Illuzio Chromatherapy <i>BCHRO6</i>	\$995

Soaker

AromaCloud®** <i>BAROMAC</i>	\$590
Illuzio Chromatherapy <i>BCHRO6</i>	\$995
WarmTouchShell® <i>BWTS</i>	\$1,125
DOT Control	Included with therapy

Features

Installation Type	Drop-in & Alcove (3 walls)
No. of bathers Imp. gallons 38 US gallons 45	
Standard Bath Color <i>p.17</i>	
<input type="radio"/> White 01 <input type="radio"/> Biscuit 02	Included

Options UPCHARGE APPLICABLE

Skirt <i>p.254</i>	Multifit <i>BSMUL-XX</i>	SJ-1 <i>BSJ1-XX</i>
<input type="radio"/> White 01 <input type="radio"/> Biscuit 02	\$695	\$715
Tile Flange (specify right or left) <i>p.15</i>		
Ordered with bath (not installed) <i>BTILEN</i>	\$79	
Factory-installed. Right <i>BTILER</i> , Left <i>BTILEL</i> , Special installation <i>BTILEO</i>	\$155	
Bath Pillow <i>BPILLOW p.252</i>	\$240	
Comfort Cushion <i>BCUSHIONA p.253</i>	\$540	
<input type="radio"/> Grey 05 <input type="radio"/> Black 02		
Drain & Overflow <i>p.14</i>	Integrated ZenFlow† <i>BOVERINZF-XX</i>	16" x 35" <i>BOVER16-XX</i>
<input type="radio"/> Chrome 07	\$205	\$260
<input type="radio"/> White 01 <input type="radio"/> Biscuit 02	\$165	\$290
<input type="radio"/> Brushed Nickel 09	\$205	\$400
<input type="radio"/> Polished Nickel 10	\$205	\$400
<input type="radio"/> Oil-rubbed Bronze 11	N/A	\$400
<input type="radio"/> Matte Black 19 <input type="radio"/> Satin Brass 18	\$260	N/A
If Required by Construction Code		
16" x 35" Cable driven brass drain & overflow kit <i>BOVERBR</i>	\$240	

To Order

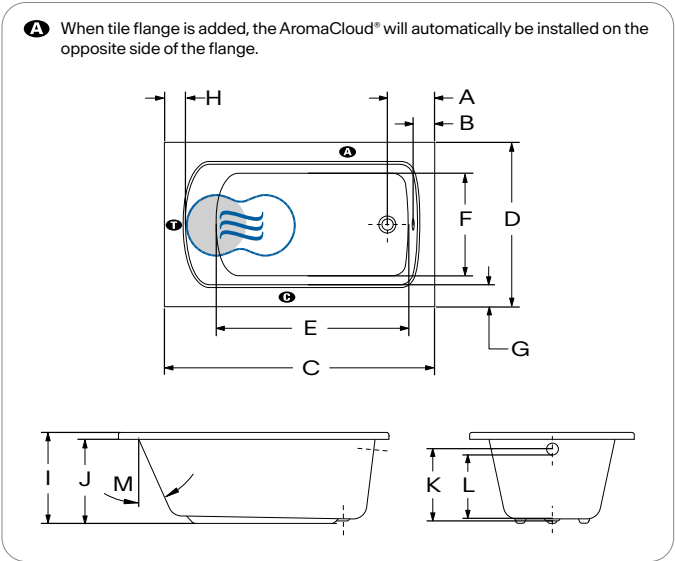
To complete the ORDER FORM go to our Dealers Portal <https://dealersportal.bainultra.com/extranet/login> or send your order To Orderdesk@bainultra.com

60" × 36" × 20"



Meridian®

Technical Specifications



Letter	Description	Measure
A	Outside edge to center drain	10 7/8"
B	Outside edge to overflow	4 1/8"
C	Total length	60"
D	Total width	36 1/2"
E	Bathing well length	42 3/8"
F	Bathing well width	22 3/4"
G	Deck width	4 1/4"
H	Deck width at backrest end	4"
I	Height from bottom of bath to top deck	20 1/4"
J	Height from bottom of bath to bottom of deck	18 3/4"
K	Height from bottom of drain to center of overflow	16"
L	Maximum water level (Drain & overflow 16" x 35")	14 1/4"
M	Slope of backrest	24°

A AromaCloud® position **T** Turbine position (TMU) **H** Indicates heated backrest (TMU)
Ⓜ Indicates WarmTouchShell® position (Soaker)

Hot water supply required	The hot water supply should be 70% or more of the bath's total water capacity.
Turbine	Access to the pump must be at least 18" x 22". Standard connection is 20 A. 120 V, 60 Hz, dedicated line with a ground-fault circuit interrupter (GFCI). For any additional option, a second line is needed 15 A. 120 V, 60 Hz, dedicated line with a GFCI. Air vent necessary: 2" x 4" minimum.
Others	The Geysair® is located on the same side as the heated backrest. It must not be relocated. It must be connected to the hot water supply and be accessible (provide access).
	Optional Tile Flange (specify right or left). When ordered with a factory-installed tile flange, the control will not be installed on the bath.

Our products must be installed by certified professionals only and according to our Owner's Manual as well as federal, provincial/state and local building codes and regulations (www.bainultra.com/dealers/dealer-documentation-and-catalog).

Cutting template	# 90000006
Approx. shipping weight	124 lb
Turbine power	550 W
Air heater	600 W

Warranty

Controls-LED-Geysair*	5 years
Bath & turbine*	20 years

* Some restrictions apply | www.bainultra.com/warranty

Dimensions are subject to change; measured at external edges. Bathing well measured at air jet level. Tolerance: ±0.25" (±0.64 cm). Ensure bathtub is received prior to any construction. BainUltra® is not responsible for any preparatory work done before product arrival.

meridian 6042



Product No.

Model	TMU BMEGRIOOT-XX	Soaker BMEGRIOON-XX
-------	------------------	---------------------

ThermoMasseur (TMU)

Air Jet System	\$5,440
Jets	41
1 heated backrest	Included
MiaPlus® Control	Included
BU-Touch Control Application <i>BUTOUCH</i>	\$495
Geysair®	Included
AromaCloud®** <i>BAROMAC</i>	\$590
Illuzio Chromatherapy <i>BCHRO6</i>	\$995

Soaker

AromaCloud®** <i>BAROMAC</i>	\$590
Illuzio Chromatherapy <i>BCHRO6</i>	\$995
WarmTouchShell® <i>BWTS</i>	\$1,125
DOT Control	Included with therapy

Features

Installation Type	Drop-in & Alcove (3 walls)
No. of bathers Imp. gallons 52 US gallons 62	
Standard Bath Color <i>p.17</i>	
<input type="radio"/> White 01 <input type="radio"/> Biscuit 02	Included

Options UPCHARGE APPLICABLE

Skirt <i>p.254</i>	Multifit <i>BSMUL-XX</i>	SJ-1 <i>BSJ1-XX</i>
<input type="radio"/> White 01 <input type="radio"/> Biscuit 02	\$695	\$715
Tile Flange (specify right or left) <i>p.15</i>		
Ordered with bath (not installed) <i>BTILEN</i>	\$79	
Factory-installed. Right <i>BTILER</i> , Left <i>BTILEL</i> , Special installation <i>BTILEO</i>	\$155	
Bath Pillow <i>BPILLOW p.252</i>	\$240	
Comfort Cushion <i>BCUSHIONA p.253</i>	\$540	
<input type="radio"/> Grey 05 <input type="radio"/> Black 02		
Drain & Overflow <i>p.14</i>	Integrated ZenFlow† <i>BOVERINZF-XX</i>	16" x 35" <i>BOVER16-XX</i>
<input type="radio"/> Chrome 07	\$205	\$260
<input type="radio"/> White 01 <input type="radio"/> Biscuit 02	\$165	\$290
<input type="radio"/> Brushed Nickel 09	\$205	\$400
<input type="radio"/> Polished Nickel 10	\$205	\$400
<input type="radio"/> Oil-rubbed Bronze 11	N/A	\$400
<input type="radio"/> Matte Black 19 <input type="radio"/> Satin Brass 18	\$260	N/A
If Required by Construction Code		
16" x 35" Cable driven brass drain & overflow kit <i>BOVERBR</i>	\$240	

To Order

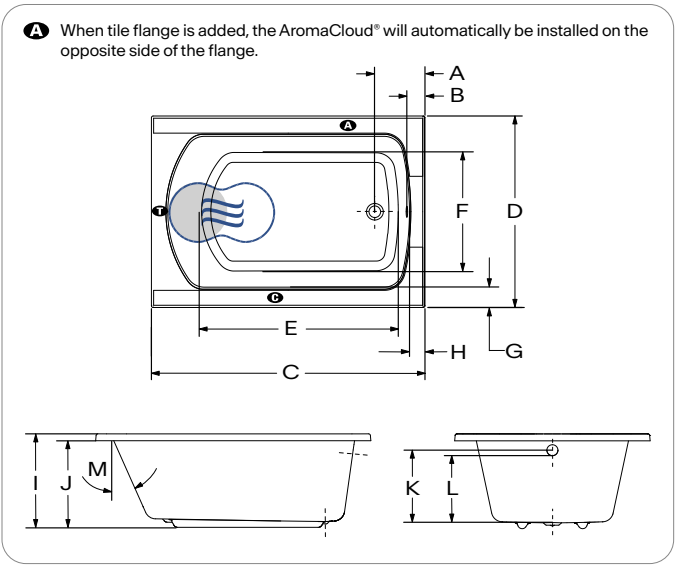
To complete the ORDER FORM go to our Dealers Portal <https://dealersportal.bainultra.com/extranet/login> or send your order To Orderdesk@bainultra.com

60" × 42" × 21"



Meridian®

Technical Specifications



Letter	Description	Measure
A	Outside edge to center drain	11"
B	Outside edge to overflow	4"
C	Total length	60"
D	Total width	42"
E	Bathing well length	43 5/8"
F	Bathing well width	26 1/4"
G	Deck width	4 1/4"
H	Deck width at backrest end	3 1/2"
I	Height from bottom of bath to top deck	20 1/2"
J	Height from bottom of bath to bottom of deck	19"
K	Height from bottom of drain to center of overflow	17"
L	Maximum water level (Drain & overflow 16" x 35")	14 3/8"
M	Slope of backrest	24°

A AromaCloud® position. When the tile flange is added, the AromaCloud® will automatically be installed on the opposite side of the flange.
B Control position when factory-installed (Mia® or DOT) **T** Turbine position (TMU)
● Indicates heated backrest (TMU) ☉ Indicates WarmTouchShell® position (Soaker)

Hot water supply required	The hot water supply should be 70% or more of the bath's total water capacity.
Turbine	Access to the pump must be at least 18" x 22". Standard connection is 20 A. 120 V, 60 Hz, dedicated line with a ground-fault circuit interrupter (GFCI). For any additional option, a second line is needed 15 A. 120 V, 60 Hz, dedicated line with a GFCI. Air vent necessary: 2" x 4" minimum.
Others	The Geysair® is located on the same side as the heated backrest. It must not be relocated. It must be connected to the hot water supply and be accessible (provide access).
	Optional Tile Flange (specify right or left). When ordered with a factory-installed tile flange, the control will not be installed on the bath.

Our products must be installed by certified professionals only and according to our Owner's Manual as well as federal, provincial/state and local building codes and regulations (www.bainultra.com/dealers/dealer-documentation-and-catalog).

Cutting template	# 90000006
Approx. shipping weight	126 lb
Turbine power	550 W
Air heater	600 W

Warranty

Controls-LED-Geysair*	5 years
Bath & turbine*	20 years

* Some restrictions apply | www.bainultra.com/warranty

meridian 55



Product No.

Model	TMU BMELRIOOT-XX	Soaker BMELRIOON-XX
-------	------------------	---------------------

ThermoMasseur (TMU)

Air Jet System	\$5,490
Jets	42
1 heated backrest	Included
MiaPlus® Control	Included
BU-Touch Control Application <i>BUTOUCH</i>	\$495
Geysair®	Included
AromaCloud®** <i>BAROMAC</i>	\$590
Illuzio Chromatherapy <i>BCHRO6</i>	\$995
2nd heated backrest (WTS-1 zone) <i>BSHB</i>	\$1,125

Soaker

	\$2,775
AromaCloud®** <i>BAROMAC</i>	\$590
Illuzio Chromatherapy <i>BCHRO6</i>	\$995
WarmTouchShell® <i>BWTS</i>	\$1,125
DOT Control	Included with therapy
2nd WarmTouchShell® <i>BWTS2</i>	\$370

Features

Installation Type	Drop-in & Alcove (3 walls)
No. of bathers Imp. gallons 39 US gallons 47	
Standard Bath Color <i>p.17</i>	
<input type="radio"/> White 01 <input type="radio"/> Biscuit 02	Included


Options UPCHARGE APPLICABLE

Skirt <i>p.254</i>	Multifit <i>BSMUL-XX</i>	SJ-1 <i>BSJ1-XX</i>
<input type="radio"/> White 01 <input type="radio"/> Biscuit 02	\$695	\$715
Tile Flange (specify right or left) <i>p.15</i>		
Ordered with bath (not installed) <i>BTILEN</i>	\$79	
Factory-installed. Front <i>BTILEF</i> , Back <i>BTILEB</i> , Special installation <i>BTILEO</i>	\$155	
Bath Pillow <i>BPILLOW p.252</i>	\$240	
Comfort Cushion <i>BCUSHIONA p.253</i>	\$540	
<input type="radio"/> Grey 05 <input type="radio"/> Black 02		
Drain & Overflow <i>p.14</i>	Integrated ZenFlow† <i>BOVERINZF-XX</i>	16" x 35" <i>BOVER16-XX</i>
<input type="radio"/> Chrome 07	\$205	\$260
<input type="radio"/> White 01 <input type="radio"/> Biscuit 02	\$165	\$290
<input type="radio"/> Brushed Nickel 09	\$205	\$400
<input type="radio"/> Polished Nickel 10	\$205	\$400
<input type="radio"/> Oil-rubbed Bronze 11	N/A	\$400
<input type="radio"/> Matte Black 19 <input type="radio"/> Satin Brass 18	\$260	N/A
If Required by Construction Code		
16" x 35" Cable driven brass drain & overflow kit <i>BOVERBR</i>	\$240	

To Order

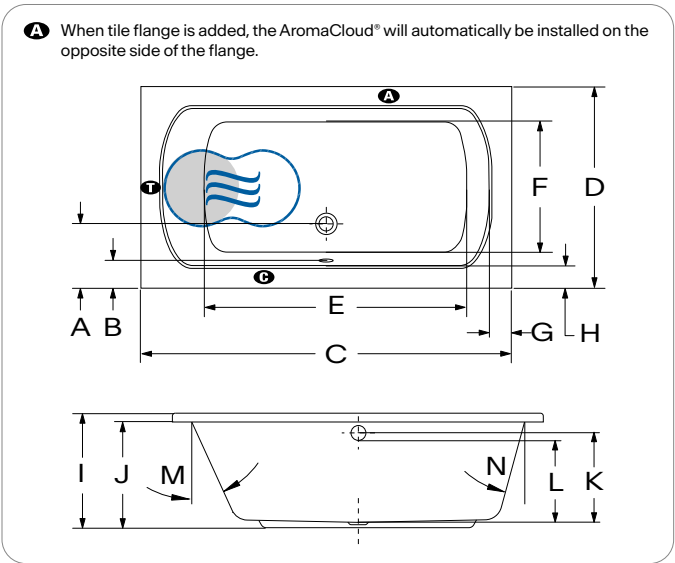
To complete the ORDER FORM go to our Dealers Portal <https://dealersportal.bainultra.com/extranet/login> or send your order To Orderdesk@bainultra.com

66" x 36" x 20"



Meridian®

Technical Specifications



Letter	Description	Measure
A	Outside edge to center drain	11 3/8"
B	Outside edge to overflow	4 1/4"
C	Total length	65 1/2"
D	Total width	35 3/4"
E	Bathing well length	46 1/8"
F	Bathing well width	23 1/4"
G	Deck width at backrest end	4 3/8"
H	Deck width	4"
I	Height from bottom of bath to top deck	20 1/4"
J	Height from bottom of bath to bottom of deck	18 3/4"
K	Height from bottom of drain to center of overflow	16 1/8"
L	Maximum water level (Drain & overflow 16" x 35")	14 3/8"
M	Slope of backrest	24°
N	Slope of backrest	15°

A AromaCloud® position. When the tile flange is added, the AromaCloud® will automatically be installed on the opposite side of the flange.
B Control position when factory-installed (Mia® or DOT) **T** Turbine position (TMU)
● Indicates heated backrest (TMU) ☉ Indicates WarmTouchShell® position (Soaker)

Hot water supply required	The hot water supply should be 70% or more of the bath's total water capacity.
Turbine	Access to the pump must be at least 18" x 22". Standard connection is 20 A, 120 V, 60 Hz, dedicated line with a ground-fault circuit interrupter (GFCI). For any additional option, a second line is needed 15 A, 120 V, 60 Hz, dedicated line with a GFCI. Air vent necessary: 2" x 4" minimum.
Others	The Geysair® is located on the same side as the heated backrest. It must not be relocated. It must be connected to the hot water supply and be accessible (provide access).
	Optional tile flange (specify front or back). When ordered with a factory-installed tile flange, the control will not be installed on the bath.

Our products must be installed by certified professionals only and according to our Owner's Manual as well as federal, provincial/state and local building codes and regulations (www.bainultra.com/dealers/dealer-documentation-and-catalog).

Cutting template	# 90000007
Approx. shipping weight	127 lb
Turbine power	550 W
Air heater	600 W

Warranty

Controls-LED-Geysair*	5 years
Bath & turbine*	20 years

* Some restrictions apply | www.bainultra.com/warranty

meridian 60



Product No.

Model	TMU BMESRIOOT-XX	Soaker BMESRIOON-XX
-------	------------------	---------------------

ThermoMasseur (TMU)

Air Jet System	\$5,600
Jets	44
1 heated backrest	Included
MiaPlus® Control	Included
BU-Touch Control Application <i>BUTOUCH</i>	\$495
Geysair®	Included
AromaCloud®** <i>BAROMAC</i>	\$590
Illuzio Chromatherapy <i>BCHRO6</i>	\$995
2nd heated backrest (WTS-1 zone) <i>BSHB</i>	\$1,125

Soaker

AromaCloud®** <i>BAROMAC</i>	\$590
Illuzio Chromatherapy <i>BCHRO6</i>	\$995
WarmTouchShell® <i>BWTS</i>	\$1,125
DOT Control	Included with therapy
2nd WarmTouchShell® <i>BWTS2</i>	\$370

Features

Installation Type	Drop-in & Alcove (3 walls)
No. of bathers Imp. gallons 52 US gallons 63	
Standard Bath Color <i>p.17</i>	
<input type="radio"/> White 01 <input type="radio"/> Biscuit 02	Included


Options UPCHARGE APPLICABLE

Skirt <i>p.254</i>	Multifit <i>BSMUL-XX</i>	SJ-1 <i>BSJ1-XX</i>
<input type="radio"/> White 01 <input type="radio"/> Biscuit 02	\$695	\$715
Tile Flange (specify right or left) <i>p.15</i>		
Ordered with bath (not installed) <i>BTILEN</i>	\$79	
Factory-installed. Front <i>BTILEF</i> , Back <i>BTILEB</i> , Special installation <i>BTILEO</i>	\$155	
Bath Pillow <i>BPILLOW p.252</i>	\$240	
Comfort Cushion <i>BCUSHIONA p.253</i>	\$540	
<input type="radio"/> Grey 05 <input checked="" type="radio"/> Black 02		
Drain & Overflow <i>p.14</i>	Integrated ZenFlow† <i>BOVERINZF-XX</i>	16" x 35" <i>BOVER16-XX</i>
<input checked="" type="radio"/> Chrome 07	\$205	\$260
<input type="radio"/> White 01 <input type="radio"/> Biscuit 02	\$165	\$290
<input type="radio"/> Brushed Nickel 09	\$205	\$400
<input type="radio"/> Polished Nickel 10	\$205	\$400
<input type="radio"/> Oil-rubbed Bronze 11	N/A	\$400
<input checked="" type="radio"/> Matte Black 19 <input type="radio"/> Satin Brass 18	\$260	N/A
If Required by Construction Code		
16" x 35" Cable driven brass drain & overflow kit <i>BOVERBR</i>	\$240	

To Order

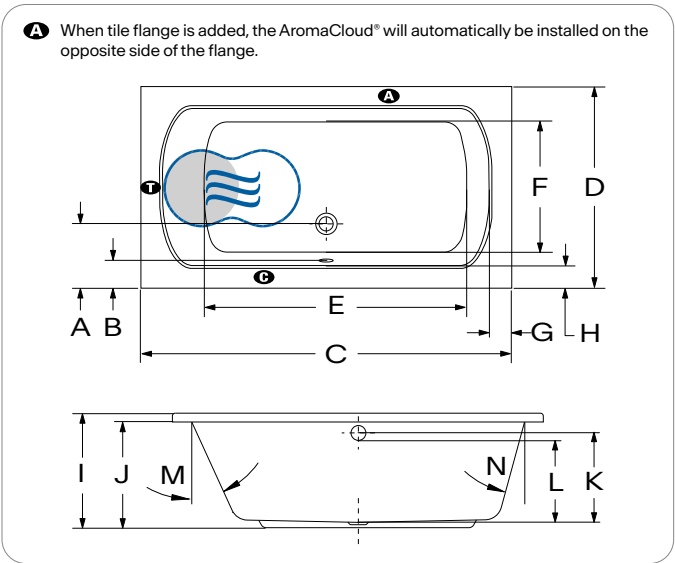
To complete the ORDER FORM go to our Dealers Portal <https://dealersportal.bainultra.com/extranet/login> or send your order To Orderdesk@bainultra.com

72" x 36" x 21"



Meridian®

Technical Specifications



Letter	Description	Measure
A	Outside edge to center drain	10 5/8"
B	Outside edge to overflow	4 1/4"
C	Total length	71 3/8"
D	Total width	35 3/4"
E	Bathing well length	47 1/4"
F	Bathing well width	24 1/8"
G	Deck width at backrest end	4 1/8"
H	Deck width	4"
I	Height from bottom of bath to top deck	21 1/4"
J	Height from bottom of bath to bottom of deck	19 3/4"
K	Height from bottom of drain to center of overflow	16 7/8"
L	Maximum water level (Drain & overflow 16" x 35")	15 1/8"
M	Slope of backrest	26°
N	Slope of backrest	26°

A AromaCloud® position. When the tile flange is added, the AromaCloud® will automatically be installed on the opposite side of the flange.
G Control position when factory-installed (Mia® or DOT) **T** Turbine position (TMU)
● Indicates heated backrest (TMU) ☉ Indicates WarmTouchShell® position (Soaker)

Hot water supply required	The hot water supply should be 70% or more of the bath's total water capacity.
Turbine	Access to the pump must be at least 18" x 22". Standard connection is 20 A, 120 V, 60 Hz, dedicated line with a ground-fault circuit interrupter (GFCI). For any additional option, a second line is needed 15 A, 120 V, 60 Hz, dedicated line with a GFCI. Air vent necessary: 2" x 4" minimum.
Others	The Geysair® is located on the same side as the heated backrest. It must not be relocated. It must be connected to the hot water supply and be accessible (provide access).
	Optional tile flange (specify front or back). When ordered with a factory-installed tile flange, the control will not be installed on the bath.

Our products must be installed by certified professionals only and according to our Owner's Manual as well as federal, provincial/state and local building codes and regulations (www.bainultra.com/dealers/dealer-documentation-and-catalog).

Cutting template	# 90000007
Approx. shipping weight	136 lb
Turbine power	550 W
Air heater	600 W

Warranty

Controls-LED-Geysair*	5 years
Bath & turbine*	20 years

* Some restrictions apply | www.bainultra.com/warranty

pro-meridian 55



Product No.

Model	TMU BPMKRI00T-XX	Soaker BPMKRI00N-XX
-------	------------------	---------------------

ThermoMasseur (TMU)

Air Jet System	\$5,405
Jets	44
1 heated backrest	Included
MiaPlus® Control	Included
BU-Touch Control Application <i>BUTOUCH</i>	\$495
Geysair®	Included
AromaCloud®** <i>BAROMAC</i>	\$590
Illuzio Chromatherapy <i>BCHRO6</i>	\$995

Soaker

AromaCloud®** <i>BAROMAC</i>	\$590
Illuzio Chromatherapy <i>BCHRO6</i>	\$995
WarmTouchShell® <i>BWTS</i>	\$1,125
DOT Control	Included with therapy

Features

Installation Type	Drop-in & Alcove (3 walls)
No. of bathers Imp. gallons 46 US gallons 55	
Standard Bath Color <i>p.17</i>	
<input type="radio"/> White 01 <input type="radio"/> Biscuit 02	Included


Options UPCHARGE APPLICABLE

Skirt <i>p.254</i>	Multifit <i>BSMUL-XX</i>	SJ-1 <i>BSJ1-XX</i>
<input type="radio"/> White 01 <input type="radio"/> Biscuit 02	\$695	\$715
Tile Flange (specify right or left) <i>p.15</i>		
Ordered with bath (not installed) <i>BTILEN</i>	\$79	
Factory-installed. Right <i>BTILER</i> , Left <i>BTILEL</i> , Special installation <i>BTILEO</i>	\$155	
Bath Pillow <i>BPILLOW p.252</i>	\$240	
Comfort Cushion <i>BCUSHIONA p.253</i>	\$540	
<input type="radio"/> Grey 05 <input checked="" type="radio"/> Black 02		
Drain & Overflow <i>p.14</i>	16" x 35" <i>BOVER16-XX</i>	
<input checked="" type="radio"/> Chrome 07	\$260	
<input type="radio"/> White 01 <input type="radio"/> Biscuit 02	\$290	
<input type="radio"/> Brushed Nickel 09	\$400	
<input type="radio"/> Polished Nickel 10	\$400	
<input type="radio"/> Oil-rubbed Bronze 11	\$400	
If Required by Construction Code		
16" x 35" Cable driven brass drain & overflow kit <i>BOVERBR</i>	\$240	

To Order

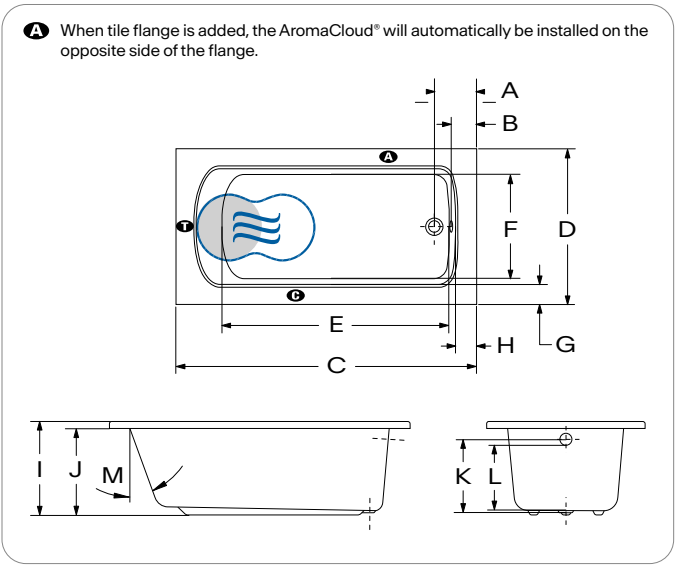
To complete the ORDER FORM go to our Dealers Portal <https://dealersportal.bainultra.com/extranet/login> or send your order To Orderdesk@bainultra.com

66" x 34" x 20"



Meridian®

Technical Specifications



Letter	Description	Measure
A	Outside edge to center drain	9 ¼"
B	Outside edge to overflow	5"
C	Total length	65 ¾"
D	Total width	34"
E	Bathing well length	49 ¾"
F	Bathing well width	22 ½"
G	Deck width	3 ¼"
H	Deck width at drain end	4 ¼"
I	Height from bottom of bath to top deck	20"
J	Height from bottom of bath to bottom of deck	18 ½"
K	Height from bottom of drain to center of overflow	15 ⅞"
L	Maximum water level (Drain & overflow 16" x 35")	14 ¼"
M	Slope of backrest	22°

- A** AromaCloud® position. When the tile flange is added, the AromaCloud® will automatically be installed on the opposite side of the flange.
C Control position when factory-installed (Mia® or DOT) **I** Turbine position (TMU)
● Indicates heated backrest (TMU) ☉ Indicates WarmTouchShell® position (Soaker)

Hot water supply required	The hot water supply should be 70% or more of the bath's total water capacity.
Turbine	Access to the pump must be at least 18" x 22". Standard connection is 20 A, 120 V, 60 Hz, dedicated line with a ground-fault circuit interrupter (GFCI). For any additional option, a second line is needed 15 A, 120 V, 60 Hz, dedicated line with a GFCI. Air vent necessary: 2" x 4" minimum.
Others	The Geysair® is located on the same side as the heated backrest. It must not be relocated. It must be connected to the hot water supply and be accessible (provide access).
	Optional tile flange (specify front or back). When ordered with a factory-installed tile flange, the control will not be installed on the bath.

Our products must be installed by certified professionals only and according to our Owner's Manual as well as federal, provincial/state and local building codes and regulations (www.bainultra.com/dealers/dealer-documentation-and-catalog).


Cutting template	# 90000012
Approx. shipping weight	131 lb
Turbine power	550 W
Air heater	600 W

Warranty

Controls-LED-Geysair*	5 years
Bath & turbine*	20 years

* Some restrictions apply | www.bainultra.com/warranty

pro-meridian 60



Product No.

Model **TMU** BPMSRIOOT-XX **Soaker** BPMSRIOON-XX

ThermoMasseur (TMU)

Air Jet System	\$5,770
Jets	50
1 heated backrest	Included
MiaPlus® Control	Included
BU-Touch Control Application <i>BUTOUCH</i>	\$495
Geysair®	Included
AromaCloud®** <i>BAROMAC</i>	\$590
Illuzio Chromatherapy <i>BCHRO6</i>	\$995

Soaker

AromaCloud®** <i>BAROMAC</i>	\$590
Illuzio Chromatherapy <i>BCHRO6</i>	\$995
WarmTouchShell® <i>BWTS</i>	\$1,125
DOT Control	Included with therapy

Features

Installation Type	Drop-in & Alcove (3 walls)
No. of bathers Imp. gallons 58 US gallons 69	
Standard Bath Color <i>p.17</i>	
<input type="radio"/> White 01 <input type="radio"/> Biscuit 02	Included



Options UPCHARGE APPLICABLE

Skirt <i>p.254</i>	Multifit <i>BSMUL-XX</i>	SJ-1 <i>BSJ1-XX</i>
<input type="radio"/> White 01 <input type="radio"/> Biscuit 02	\$695	\$715
Tile Flange (specify right or left) <i>p.15</i>		
Ordered with bath (not installed) <i>BTILEN</i>	\$79	
Factory-installed. Right <i>BTILER</i> , Left <i>BTILEL</i> , Special installation <i>BTILEO</i>	\$155	
Bath Pillow <i>BPILLOW p.252</i>	\$240	
Comfort Cushion <i>BCUSHIONA p.253</i>	\$540	
<input type="radio"/> Grey 05 <input checked="" type="radio"/> Black 02		
Drain & Overflow <i>p.14</i>		16" x 35" <i>BOVER16-XX</i>
<input checked="" type="radio"/> Chrome 07	\$260	
<input type="radio"/> White 01 <input type="radio"/> Biscuit 02	\$290	
<input type="radio"/> Brushed Nickel 09	\$400	
<input type="radio"/> Polished Nickel 10	\$400	
<input type="radio"/> Oil-rubbed Bronze 11	\$400	
If Required by Construction Code		
16" x 35" Cable driven brass drain & overflow kit <i>BOVERBR</i>	\$240	

To Order

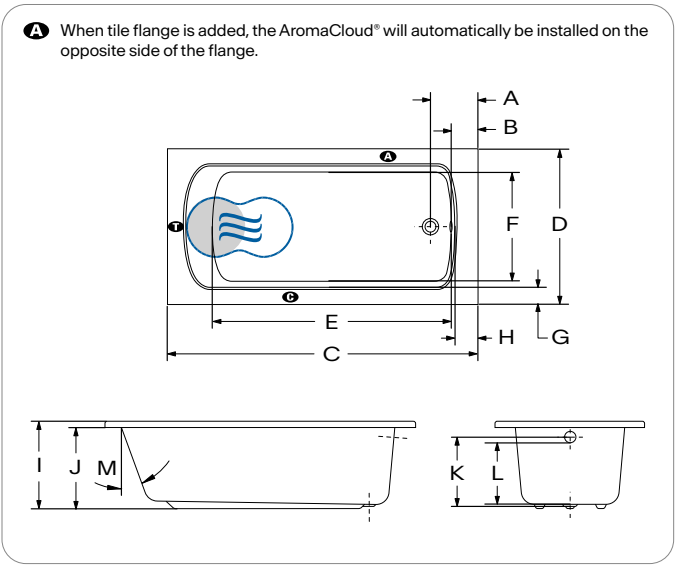
To complete the ORDER FORM go to our Dealers Portal <https://dealersportal.bainultra.com/extranet/login> or send your order To Orderdesk@bainultra.com

72" x 36" x 20"



Meridian®

Technical Specifications



Letter	Description	Measure
A	Outside edge to center drain	9 5/8"
B	Outside edge to overflow	4 3/8"
C	Total length	71 3/4"
D	Total width	35 7/8"
E	Bathing well length	55 1/4"
F	Bathing well width	25 1/2"
G	Deck width	3 7/8"
H	Deck width at drain end	4 3/8"
I	Height from bottom of bath to top deck	20 1/8"
J	Height from bottom of bath to bottom of deck	18 3/4"
K	Height from bottom of drain to center of overflow	16 1/4"
L	Maximum water level (Drain & overflow 16" x 35")	14 1/2"
M	Slope of backrest	23°

A AromaCloud® position. When the tile flange is added, the AromaCloud® will automatically be installed on the opposite side of the flange.

T Turbine position (TMU) **TMU** Indicates heated backrest (TMU) **TMU** Indicates WarmTouchShell® position (Soaker)

Hot water supply required	The hot water supply should be 70% or more of the bath's total water capacity.
Turbine	Access to the pump must be at least 18" x 22". Standard connection is 20 A. 120 V, 60 Hz, dedicated line with a ground-fault circuit interrupter (GFCI). For any additional option, a second line is needed 15 A. 120 V, 60 Hz, dedicated line with a GFCI. Air vent necessary: 2" x 4" minimum.
Others	The Geysair® is located on the same side as the heated backrest. It must not be relocated. It must be connected to the hot water supply and be accessible (provide access).
	Optional Tile Flange (specify right or left). When ordered with a factory-installed tile flange, the control will not be installed on the bath.

Our products must be installed by certified professionals only and according to our Owner's Manual as well as federal, provincial/state and local building codes and regulations (www.bainultra.com/dealers/dealer-documentation-and-catalog).

Cutting template	# 90000013
Approx. shipping weight	133 lb
Turbine power	550 W
Air heater	600 W

Warranty

Controls-LED-Geysair*	5 years
Bath & turbine*	20 years

* Some restrictions apply | www.bainultra.com/warranty

monarch 6032



Jet Black quartz deck and skirt

Product No.

Model	Standard (S)°	TMU	BMODRB00T-XX	Soaker	BMODRB00N-XX
Model	Grand Luxury (GL)°	TMU	BMLDRB00T-XX	Soaker	BMLDRB00N-XX

ThermoMasseur (TMU)

Air Jet System

Jets	37
1 heated backrest	Included
MiaPlus® Control	Included
BU-Touch Control Application <i>BUTOUCH</i>	\$495
Geysair®	Included
Illuzio Chromatherapy <i>BCHRO6</i>	\$995

Soaker

	\$3,595 (S)°
	\$7,185 (GL)°
Illuzio Chromatherapy <i>BCHRO6</i>	\$995
WarmTouchShell® <i>BWTS</i>	\$1,125
Dot Control	Included with therapy

Features

Installation Type	Drop-in & Alcove (3 walls)
No. of bathers	2
Imp. gallons	42
US gallons	50
Integrated Drain & Overflow — ZenFlow [†] <i>BOVERINZF-01</i>	
White 01	Installed & Included
Standard Bath Color (inner shell) <i>p.17</i>	
White 01	Included
Quartz Deck Color <i>p.17</i>	
Grey Expo 21	Included
Noka 22	Included
Jet Black 23	Included
Lagos Blue 24	Included

Options UPCHARGE APPLICABLE

Options	UPCHARGE APPLICABLE	S°	GL°
Quartz Deck Color <i>p.17</i>		<i>BDMO6032-XX</i>	<i>BDML6032-XX</i>
Quasar Light 25		\$395	\$1,320
Piatra Grey 26	Woodlands 30	\$450	\$1,560
Bianco Drift 31		\$900	\$3,300
Statuario Maximus 29			
Finish (inner shell) <i>p.17</i>			
UltraVelour Matte Finish (white only) <i>BVEL1</i>		\$650	
Quartz Skirt 6018 (60" x 18" 7/8) <i>BSM6018-XX</i>			
Grey Expo 21		\$1,195	
Noka 22		\$1,315	
Jet Black 23	Lagos Blue 24	\$1,315	
Quasar Light 25		\$1,860	
Piatra Grey 26	Bianco Drift 31	\$1,195	
Woodlands 30		\$2,700	
Statuario Maximus 29			
Tile Flange (specify right or left) <i>p.15</i>			
Ordered with bath (not installed) <i>BTILEN</i>		\$79	
Factory-installed. Right <i>BTILER</i> , Left <i>BTILEL</i> , Special installation <i>BTILEO</i>		\$155	
Bath Pillow <i>BPILLOW p.252</i>		\$240	
Comfort Cushion <i>BCUSHIONA p.253</i>		\$540	
Grey 05	Black 02		
Drain & Overflow <i>p.14</i>			
Chrome 07	Integrated ZenFlow [†] <i>BOVERINZF-XX</i>	\$40	\$70
White 01	Integrated with trim <i>BOVERIN-XX</i>	Incl.	\$40
Brushed Nickel 09		\$40	\$70
Polished Nickel 10		\$40	\$70
Oil-rubbed Bronze 11		N/A	N/A
Matte Black 19		\$95	\$125
Satin Brass 18		\$95	\$125
Matte White 32		\$40	\$70
If Required by Construction Code			
Brass drain & overflow kit [†] <i>BDRCOB</i>	\$240	Brass drain kit [†] <i>BDRCB</i>	\$60
16" x 35" Cable driven brass drain & overflow kit <i>BOVERBR</i>	\$240		

To Order

To complete the ORDER FORM go to our Dealers Portal <https://dealersportal.bainultra.com/extranet/login> or send your order To Orderdesk@bainultra.com

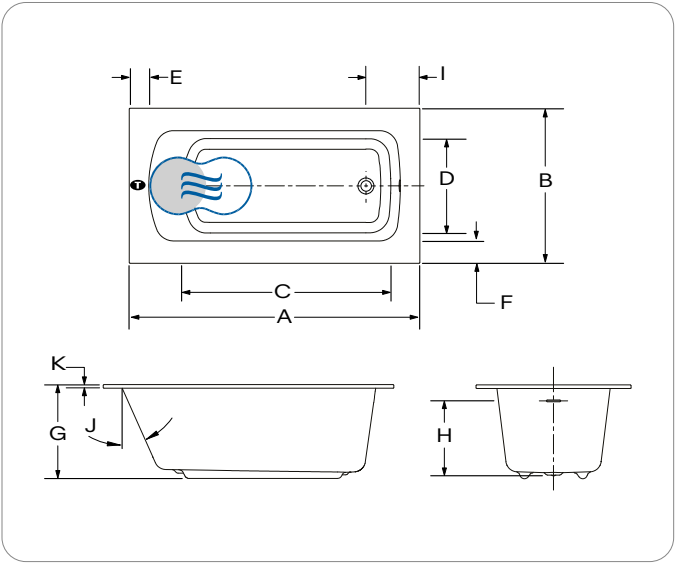
Don't forget that this model is available in White only with choice of quartz deck color. Don't forget to specify the finish of the Integrated drain & overflow.

60" x 32" x 20"



Monarch®

Technical Specifications



Letter	Description	Measure
A	Total length	60"
B	Total width	32"
C	Bathing well length (at height of jets)	43 5/8"
D	Bathing well width (at height of jets)	19 5/8"
E	Deck width (edges)	4"
F	Deck width (sides)	4 5/8"
G	Bath height	19 7/8"
H	Maximum water level Maximum water level with AromaFlow	15 1/8" 13 3/8"
I	Outside edge to center drain	11 1/8"
J	Slope of backrest	24°
K	Quartz deck height	3/4"

● Turbine position (TMU) ● Indicates heated backrest (TMU)
⊞ Indicates WarmTouchShell® position (Soaker)

Hot water supply required	The hot water supply should be 70% or more of the bath's total water capacity.
Turbine	Access to the pump must be at least 18" x 22". Standard connection is 20 A, 120 V, 60 Hz, dedicated line with a Ground-Fault Circuit Interrupter (GFCI). For any additional option, a second line is needed 15 A, 120 V, 60 Hz, dedicated line with a GFCI.
Others	The Geysair® is located on the same side as the heated backrest. It must not be relocated. It must be connected to the hot water supply and be accessible (provide access). Control cannot be installed on the Quartz deck. Optional Tile Flange (specify right or left).

Our products must be installed by certified professionals only and according to our Owner's Manual as well as federal, provincial/state and local building codes and regulations (www.bainultra.com/dealers/dealer-documentation-and-catalog).

Approx. shipping weight	214 lb
Turbine power	550 W
Air heater	600 W

Warranty

Controls-LED-Geysair*	5 years
Quartz deck*	15 years
Bath & turbine*	20 years

* Some restrictions apply | www.bainultra.com/warranty

† ZenFlow: Integrated overflow without a trim.
° Standard: Quartz deck with seam. Grand Luxury: one piece Quartz deck.
‡ When ordered with Integrated drain & overflow.

Dimensions are subject to change; measured at external edges. Bathing well measured at air jet level. Tolerance: ±0.25" (±0.64 cm). Ensure bathtub is received prior to any construction. BainUltra® is not responsible for any preparatory work done before product arrival.

monarch 6036



Jet Black quartz deck and skirt

Product No.

Model	Standard (S)°	TMU	BMOFRB00T-XX	Soaker	BMOFRB00N-XX
Model	Grand Luxury (GL)°	TMU	BMLFRB00T-XX	Soaker	BMLFRB00N-XX

ThermoMasseur (TMU)

Air Jet System

Jets	40
1 heated backrest	Included
MiaPlus® Control	Included
BU-Touch Control Application <i>BUTOUCH</i>	\$495
Geysair®	Included
Illuzio Chromatherapy <i>BCHRO6</i>	\$995

Soaker

	\$3,740 (S)°
	\$7,470 (GL)°
Illuzio Chromatherapy <i>BCHRO6</i>	\$995
WarmTouchShell® <i>BWTS</i>	\$1,125
Dot Control	Included with therapy

Features

Installation Type	Drop-in & Alcove (3 walls)
No. of bathers	4
Integrated Drain & Overflow — ZenFlow ⁺ <i>BOVERINIZF-01</i>	
White 01	Installed & Included
Standard Bath Color (inner shell) <i>p.17</i>	
White 01	Included
Quartz Deck Color <i>p.17</i>	
Grey Expo 21	Included
Noka 22	Included
Jet Black 23	Included
Lagos Blue 24	Included

Options

UPCHARGE APPLICABLE

S°

GL°

Quartz Deck Color <i>p.17</i>		<i>BDMO6032-XX</i>	<i>BDML6032-XX</i>
Quasar Light 25		\$480	\$1,475
Piatra Grey 26	Woodlands 30	\$540	\$1,740
Bianco Drift 31		\$1,200	\$3,780
Statuario Maximus 29			
Finish (inner shell) <i>p.17</i>			
UltraVelour Matte Finish (white only) <i>BVEL1</i>		\$650	
Quartz Skirt 6018 (60" x 18" 7/8) <i>BSM6018-XX</i>			
Grey Expo 21		\$1,195	
Noka 22		\$1,315	
Jet Black 23	Lagos Blue 24	\$1,315	
Quasar Light 25		\$1,860	
Piatra Grey 26	Bianco Drift 31	\$1,195	
Woodlands 30		\$2,700	
Statuario Maximus 29			
Tile Flange (specify right or left) <i>p.15</i>			
Ordered with bath (not installed) <i>BTILEN</i>		\$79	
Factory-installed. Right <i>BTILER</i> , Left <i>BTILEL</i> , Special installation <i>BTILEO</i>		\$155	
Bath Pillow <i>BPILLOW p.252</i>		\$240	
Comfort Cushion <i>BCUSHIONA p.253</i>		\$540	
Grey 05	Black 02		
Drain & Overflow <i>p.14</i>			
Chrome 07	Integrated ZenFlow ⁺ <i>BOVERINIZF-XX</i>	\$40	\$70
White 01	Integrated with trim <i>BOVERIN-XX</i>	Incl.	\$40
Brushed Nickel 09		\$40	\$70
Polished Nickel 10		\$40	\$70
Oil-rubbed Bronze 11		N/A	N/A
Matte Black 19	Satin Brass 18	\$95	\$125
Matte White 32		\$40	\$70
If Required by Construction Code			
Brass drain & overflow kit ⁺ <i>BDRCOB</i>	\$240	Brass drain kit ⁺ <i>BDRCB</i>	\$60
16" x 35" Cable driven brass drain & overflow kit <i>BOVERBR</i>	\$240		

To Order

To complete the ORDER FORM go to our Dealers Portal <https://dealersportal.bainultra.com/extranet/login> or send your order To Orderdesk@bainultra.com

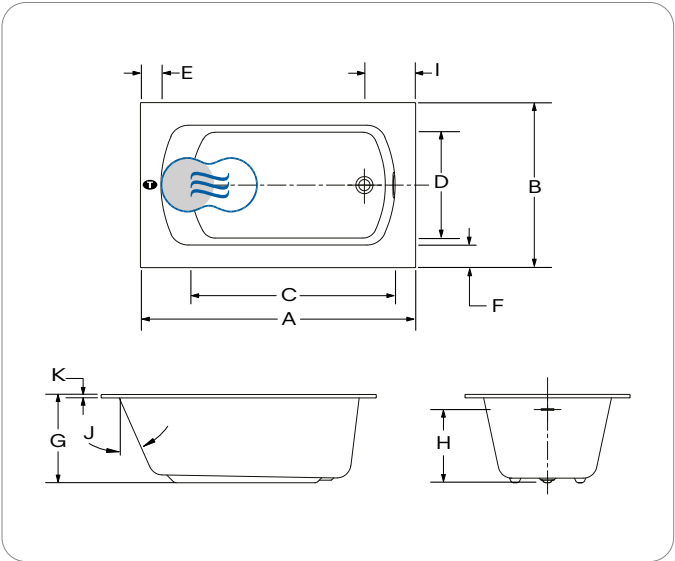
Don't forget that this model is available in White only with choice of quartz deck color. Don't forget to specify the finish of the Integrated drain & overflow.

60" x 36" x 20"



Monarch

Technical Specifications



Letter	Description	Measure
A	Total length	60"
B	Total width	36"
C	Bathing well length (at height of jets)	42 3/8"
D	Bathing well width (at height of jets)	22 3/4"
E	Deck width (edges)	4 5/8"
F	Deck width (sides)	5 1/8"
G	Bath height	19 7/8"
H	Maximum water level Maximum water level with AromaFlow	15 1/8" 13 3/8"
I	Outside edge to center drain	11 1/8"
J	Slope of backrest	24°
K	Quartz deck height	3/4"

● Turbine position (TMU) ● Indicates heated backrest (TMU)
⊕ Indicates WarmTouchShell® position (Soaker)

Hot water supply required	The hot water supply should be 70% or more of the bath's total water capacity.
Turbine	Access to the pump must be at least 18" x 22". Standard connection is 20 A, 120 V, 60 Hz, dedicated line with a Ground-Fault Circuit Interrupter (GFCI). For any additional option, a second line is needed 15 A, 120 V, 60 Hz, dedicated line with a GFCI.
Others	The Geysair® is located on the same side as the heated backrest. It must not be relocated. It must be connected to the hot water supply and be accessible (provide access). Control cannot be installed on the Quartz deck. Optional Tile Flange (specify right or left).

Our products must be installed by certified professionals only and according to our Owner's Manual as well as federal, provincial/state and local building codes and regulations (www.bainultra.com/dealers/dealer-documentation-and-catalog).

Approx. shipping weight	244 lb
Turbine power	550 W
Air heater	600 W

Warranty

Controls-LED-Geysair*	5 years
Quartz deck*	15 years
Bath & turbine*	20 years

* Some restrictions apply | www.bainultra.com/warranty

† ZenFlow: Integrated overflow without a trim.
° Standard: Quartz deck with seam. Grand Luxury: one piece Quartz deck.
‡ When ordered with Integrated drain & overflow.

Dimensions are subject to change; measured at external edges. Bathing well measured at air jet level. Tolerance: ±0.25" (±0.64 cm). Ensure bathtub is received prior to any construction. BainUltra® is not responsible for any preparatory work done before product arrival.

monarch 6636



Product No.

Model	Standard (S)°	TMU	BMOLRB00T-XX	Soaker	BMOLRB00N-XX
Model	Grand Luxury (GL)°	TMU	BMLLRB00T-XX	Soaker	BMLLRB00N-XX

ThermoMasseur (TMU)

Air Jet System	\$6,050 (S)° \$10,140 (GL)°
Jets	42
1 heated backrest	Included
MiaPlus® Control	Included
BU-Touch Control Application <i>BUTOUCH</i>	\$495
Geysair®	Included
Illuzio Chromatherapy <i>BCHRO6</i>	\$995
2nd heated backrest (WTS-1 zone) <i>BSHB</i>	\$1,125

Soaker

	\$3,840 (S)° \$7,960 (GL)°
Illuzio Chromatherapy <i>BCHRO6</i>	\$995
WarmTouchShell® <i>BWTS</i>	\$1,125
Dot Control	Included with therapy
2nd WarmTouchShell® <i>BWTS2</i>	\$370

Features

Installation Type		Drop-in & Alcove (3 walls)	
No. of bathers	2	Imp. gallons	42 US gallons 50
Integrated Drain & Overflow — ZenFlow [†] <i>BOVERINIZF-01</i>			
<input type="radio"/> White 01		Installed & Included	
Standard Bath Color (inner shell) p.17			
<input type="radio"/> White 01		Included	
Quartz Deck Color p.17		S° <i>BDMO6032-XX</i>	GL° <i>BDM6032-X</i>
<input type="radio"/> Grey Expo 21	<input type="radio"/> Noka 22	<input type="radio"/> Jet Black 23	Included
<input type="radio"/> Lagos Blue 24			Included

Options

UPCHARGE APPLICABLE		S°	GL°
Quartz Deck Color p.17		<i>BDMO6032-XX</i>	<i>BDML6032-XX</i>
Quasar Light 25		\$540	\$1,890
Piatra Grey 26	Woodlands 30	\$540	\$1,740
Bianco Drift 31		\$1,260	\$4,080
Statuario Maximus 29			
Finish (inner shell) p.17			
UltraVelour Matte Finish (white only) <i>BVEL1</i>		\$650	
Quartz Skirt 6018 (60" x 18" 7/8) <i>BSM6018-XX</i>			
Grey Expo 21		\$1,195	
Noka 22		\$1,315	
Jet Black 23	Lagos Blue 24	\$1,315	
Quasar Light 25		\$1,860	
Piatra Grey 26	Bianco Drift 31	\$1,195	
Woodlands 30		\$2,700	
Statuario Maximus 29			
Tile Flange (specify right or left) p.15			
Ordered with bath (not installed) <i>BTILEN</i>		\$79	
Factory-installed. Right <i>BTILER</i> , Left <i>BTILEL</i> , Special installation <i>BTILEO</i>		\$155	
Bath Pillow <i>BPILLOW</i> p.252		\$240	
Comfort Cushion <i>BCUSHIONA</i> p.253		\$540	
Grey 05	Black 02		
Drain & Overflow p.14			
Chrome 07	Integrated ZenFlow [†] <i>BOVERINZF-XX</i>	\$40	\$70
White 01	Integrated with trim <i>BOVERIN-XX</i>	Incl.	\$40
Brushed Nickel 09		\$40	\$70
Polished Nickel 10		\$40	\$70
Oil-rubbed Bronze 11		N/A	N/A
Matte Black 19	Satin Brass 18	\$95	\$125
Matte White 32		\$40	\$70
If Required by Construction Code			
Brass drain & overflow kit [†] <i>BDRCOB</i>		\$240	Brass drain kit [†] <i>BDRCB</i>
16" x 35" Cable driven brass drain & overflow kit <i>BOVERBR</i>		\$240	

To Order

To complete the ORDER FORM go to our Dealers Portal <https://dealersportal.bainultra.com/extranet/login> or send your order To Orderdesk@bainultra.com

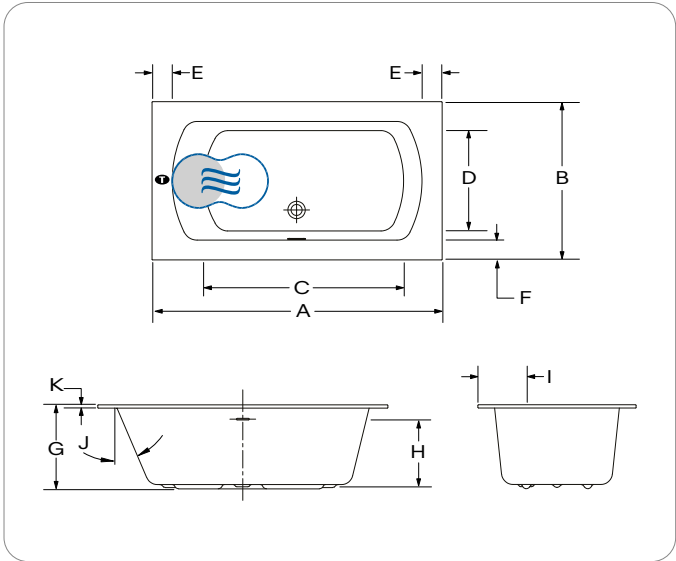
Don't forget that this model is available in White only with choice of quartz deck color. Don't forget to specify the finish of the Integrated drain & overflow.

66" x 36" x 20"



Monarch

Technical Specifications



Letter	Description	Measure
A	Total length	66"
B	Total width	36"
C	Bathing well length (at height of jets)	46 1/8"
D	Bathing well width (at height of jets)	23 1/4"
E	Deck width (edges)	4 3/4"
F	Deck width (sides)	4 5/8"
G	Bath height	19 5/8"
H	Maximum water level Maximum water level with AromaFlow	15 3/8" 13 1/2"
I	Outside edge to center drain	11 3/8"
J	Slope of backrest	23°
K	Quartz deck height	3/4"

● Turbine position (TMU) ● Indicates heated backrest (TMU)
☺ Indicates WarmTouchShell® position (Soaker)

Hot water supply required	The hot water supply should be 70% or more of the bath's total water capacity.
Turbine	Access to the pump must be at least 18" x 22". Standard connection is 20 A. 120 V, 60 Hz, dedicated line with a Ground-Fault Circuit Interrupter (GFCI). For any additional option, a second line is needed 15 A. 120 V, 60 Hz, dedicated line with a GFCI.
Others	The Geysair® is located on the same side as the heated backrest. It must not be relocated. It must be connected to the hot water supply and be accessible (provide access). Control cannot be installed on the Quartz deck. Optional Tile Flange (specify right or left).

Our products must be installed by certified professionals only and according to our Owner's Manual as well as federal, provincial/state and local building codes and regulations (www.bainultra.com/dealers/dealer-documentation-and-catalog).

Approx. shipping weight	253 lb
Turbine power	550 W
Air heater	600 W

Warranty

Controls-LED-Geysair*	5 years
Quartz deck*	15 years
Bath & turbine*	20 years

* Some restrictions apply | www.bainultra.com/warranty

† ZenFlow: Integrated overflow without a trim.
° Standard: Quartz deck with seam. Grand Luxury: one piece Quartz deck.
‡ When ordered with Integrated drain & overflow.

Dimensions are subject to change; measured at external edges. Bathing well measured at air jet level. Tolerance: ±0.25" (±0.64 cm). Ensure bathtub is received prior to any construction. BainUltra® is not responsible for any preparatory work done before product arrival.

monarch 7236



Product No.

Model	Standard (S)°	TMU	BMOSRB00T-XX	Soaker	BMOSRB00N-XX
Model	Grand Luxury (GL)°	TMU	BMLSRB00T-XX	Soaker	BMLSRB00N-XX

ThermoMasseur (TMU)

Air Jet System

Jets	44
1 heated backrest	Included
MiaPlus® Control	Included
BU-Touch Control Application <i>BUTOUCH</i>	\$495
Geysair®	Included
Illuzio Chromatherapy <i>BCHRO6</i>	\$995
2nd heated backrest (WTS-1 zone) <i>BSHB</i>	\$1,125

Soaker

	\$6,285 (S)°
	\$10,600 (GL)°
Illuzio Chromatherapy <i>BCHRO6</i>	\$995
WarmTouchShell® <i>BWTS</i>	\$1,125
Dot Control	Included with therapy
2nd WarmTouchShell® <i>BWTS2</i>	\$370

Features

Installation Type		Drop-in & Alcove (3 walls)	
No. of bathers	2	Imp. gallons	53
		US gallons	63
Integrated Drain & Overflow — ZenFlow [†] <i>BOVERINZF-01</i>			
<input type="radio"/> White 01	Installed & Included		
Standard Bath Color (inner shell) <i>p.17</i>			
<input type="radio"/> White 01	Included		
Quartz Deck Color <i>p.17</i>		S ^o <i>BDMO6032-XX</i>	GL ^o <i>BDM6032-X</i>
<input checked="" type="radio"/> Grey Expo 21	<input checked="" type="radio"/> Noka 22	<input checked="" type="radio"/> Jet Black 23	
<input checked="" type="radio"/> Lagos Blue 24			

Options

UPCHARGE APPLICABLE

S°

GL°

Quartz Deck Color <i>p.17</i>		<i>BDMO6032-XX</i>	<i>BDML6032-XX</i>
○ Quasar Light 25		\$510	\$1,710
● Pietra Grey 26	● Woodlands 30	● Bianco Drift 31	\$600
● Statuario Maximus 29			\$1,380
Finish (inner shell) <i>p.17</i>			
UltraVelour Matte Finish (white only) <i>BVEL1</i>			\$650
Quartz Skirt 6018 (60" x 18" 7/8) <i>BSM6018-XX</i>			
● Grey Expo 21			\$1,500
● Noka 22			\$1,315
● Jet Black 23	● Lagos Blue 24		\$1,620
○ Quasar Light 25			\$2,275
● Pietra Grey 26	● Bianco Drift 31	● Woodlands 31	\$2,395
● Statuario Maximus 29			\$3,350
Tile Flange (specify right or left) <i>p.15</i>			
Ordered with bath (not installed) <i>BTILEN</i>			\$79
Factory-installed. Right <i>BTILER</i> , Left <i>BTILEL</i> , Special installation <i>BTILEO</i>			\$155
Bath Pillow <i>BPILLOW</i> <i>p.252</i>			\$240
Comfort Cushion <i>BCUSHIONA</i> <i>p.253</i>			\$540
● Grey 05	● Black 02		
Drain & Overflow <i>p.14</i>		Integrated ZenFlow [†] <i>BOVERINZF-XX</i>	Integrated with trim <i>BOVERIN-XX</i>
● Chrome 07		\$40	\$70
○ White 01		Incl.	\$40
● Brushed Nickel 09	● Polished Nickel 10	\$40	\$70
● Oil-rubbed Bronze 11		N/A	N/A
● Matte Black 19	● Satin Brass 18	\$95	\$125
○ Matte White 32		\$40	\$70
If Required by Construction Code			
Brass drain & overflow kit [†] <i>BDRCOB</i>		\$240	Brass drain kit [†] <i>BDRCB</i>
16" x 35" Cable driven brass drain & overflow kit <i>BOVERBR</i>			\$240

To Order

To complete the ORDER FORM go to our Dealers Portal <https://dealersportal.bainultra.com/extranet/login> or send your order To Orderdesk@bainultra.com

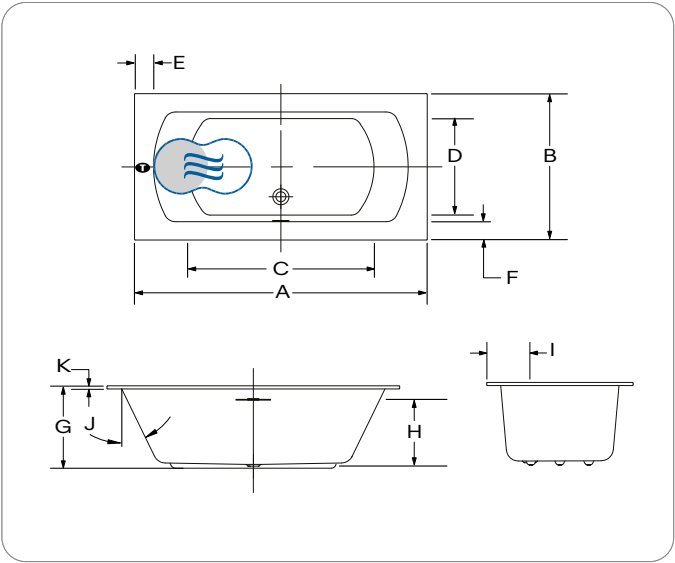
† Don't forget that this model is available in White only with choice of quartz deck color. Don't forget to specify the finish of the Integrated drain & overflow.

72" x 36" x 21"



Monarch

Technical Specifications



Letter	Description	Measure
A	Total length	72"
B	Total width	36"
C	Bathing well length (at height of jets)	47 1/4"
D	Bathing well width (at height of jets)	24 1/4"
E	Deck width (edges)	4 7/8"
F	Deck width (sides)	4 5/8"
G	Bath height	21"
H	Maximum water level Maximum water level with AromaFlow	16 1/8" 14 1/4"
I	Outside edge to center drain	10 5/8"
J	Slope of backrest	26°
K	Quartz deck height	3/4"

● Turbine position (TMU) ● Indicates heated backrest (TMU)
☺ Indicates WarmTouchShell® position (Soaker)

Hot water supply required	The hot water supply should be 70% or more of the bath's total water capacity.
Turbine	Access to the pump must be at least 18" x 22". Standard connection is 20 A. 120 V, 60 Hz, dedicated line with a Ground-Fault Circuit Interrupter (GFCI). For any additional option, a second line is needed 15 A. 120 V, 60 Hz, dedicated line with a GFCI.
Others	The Geysair® is located on the same side as the heated backrest. It must not be relocated. It must be connected to the hot water supply and be accessible (provide access). Control cannot be installed on the Quartz deck. Optional Tile Flange (specify right or left).

Our products must be installed by certified professionals only and according to our Owner's Manual as well as federal, provincial/state and local building codes and regulations (www.bainultra.com/dealers/dealer-documentation-and-catalog).

Approx. shipping weight	266 lb
Turbine power	550 W
Air heater	600 W

Warranty

Controls-LED-Geysair*	5 years
Quartz deck*	15 years
Bath & turbine*	20 years

* Some restrictions apply | www.bainultra.com/warranty

† ZenFlow: Integrated overflow without a trim.
° Standard: Quartz deck with seam. Grand Luxury: one piece Quartz deck.
‡ When ordered with Integrated drain & overflow.

Dimensions are subject to change; measured at external edges. Bathing well measured at air jet level. Tolerance: ±0.25" (±0.64 cm). Ensure bathtub is received prior to any construction. BainUltra® is not responsible for any preparatory work done before product arrival.

monarch 7240



Product No.

Model	Standard (S)°	TMU	BMOURB00T-XX	Soaker	BMOURB00N-XX
Model	Grand Luxury (GL)°	TMU	BMLURB00T-XX	Soaker	BMLURB00N-XX

ThermoMasseur (TMU)

Air Jet System

Jets	44
1 heated backrest	Included
MiaPlus® Control	Included
BU-Touch Control Application <i>BUTOUCH</i>	\$495
Geysair®	Included
Illuzio Chromatherapy <i>BCHRO6</i>	\$995
2nd heated backrest (WTS-1 zone) <i>BSHB</i>	\$1,125

Soaker

	\$6,470 (S)°
	\$10,955 (GL)°
Illuzio Chromatherapy <i>BCHRO6</i>	\$995
WarmTouchShell® <i>BWTS</i>	\$1,125
Dot Control	Included with therapy
2nd WarmTouchShell® <i>BWTS2</i>	\$370

Features

Installation Type		Drop-in & Alcove (3 walls)	
No. of bathers	2	Imp. gallons	53
		US gallons	63
Integrated Drain & Overflow — ZenFlow [†] <i>BOVERINIZF-01</i>			
<input type="radio"/> White 01	Installed & Included		
Standard Bath Color (inner shell) <i>p.17</i>			
<input type="radio"/> White 01	Included		
Quartz Deck Color <i>p.17</i>		S° <i>BDMO6032-XX</i>	GL° <i>BDM6032-X</i>
<input type="radio"/> Grey Expo 21	<input type="radio"/> Noka 22	<input type="radio"/> Jet Black 23	Included
<input type="radio"/> Lagos Blue 24			

Options

UPCHARGE APPLICABLE


Quartz Deck Color <i>p.17</i>	S°	GL°
Quasar Light 25	\$480	\$1,475
Piatra Grey 26	\$540	\$1,740
Woodlands 30	\$1,200	\$3,780
Bianco Drift 31		
Statuario Maximus 29		
Finish (inner shell) <i>p.17</i>		
UltraVelour Matte Finish (white only) <i>BVEL1</i>	\$650	
Quartz Skirt 6018 (60" x 18" 7/8) <i>BSM6018-XX</i>		
Grey Expo 21	\$1,195	
Noka 22	\$1,315	
Jet Black 23	\$1,315	
Lagos Blue 24	\$1,860	
Quasar Light 25	\$1,195	
Piatra Grey 26	\$2,700	
Bianco Drift 31		
Woodlands 31		
Statuario Maximus 29		
Tile Flange (specify right or left) <i>p.15</i>		
Ordered with bath (not installed) <i>BTILEN</i>	\$79	
Factory-installed. Right <i>BTILER</i> , Left <i>BTILEL</i> , Special installation <i>BTILEO</i>	\$155	
Bath Pillow <i>BPILLOW</i> <i>p.252</i>	\$240	
Comfort Cushion <i>BCUSHIONA</i> <i>p.253</i>	\$540	
Grey 05	Black 02	
Drain & Overflow <i>p.14</i>		
Chrome 07	\$40	\$95
White 01	Incl.	\$125
Brushed Nickel 09	\$40	\$235
Polished Nickel 10	\$70	\$235
Oil-rubbed Bronze 11	N/A	N/A
Matte Black 19	\$95	\$125
Satin Brass 18	\$70	N/A
Matte White 32	\$40	N/A
If Required by Construction Code		
Brass drain & overflow kit [†] <i>BDRCOB</i>	\$240	Brass drain kit [†] <i>BDRCB</i>
16" x 35" Cable driven brass drain & overflow kit <i>BOVERBR</i>	\$240	

To Order

To complete the ORDER FORM go to our Dealers Portal <https://dealersportal.bainultra.com/extranet/login> or send your order To Orderdesk@bainultra.com

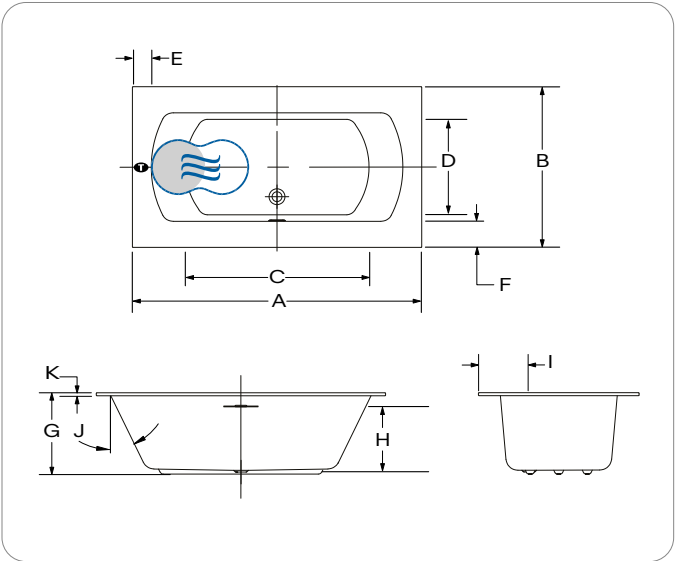
Don't forget that this model is available in White only with choice of quartz deck color. Don't forget to specify the finish of the Integrated drain & overflow.

72" x 40" x 21"



Statuario Maximus quartz deck and skirt

Technical Specifications



Letter	Description	Measure
A	Total length	72"
B	Total width	40"
C	Bathing well length (at height of jets)	47 1/4"
D	Bathing well width (at height of jets)	24 1/4"
E	Deck width (edges)	4 7/8"
F	Deck width (sides)	6 5/8"
G	Bath height	21"
H	Maximum water level Maximum water level with AromaFlow	16 1/8" 14 1/4"
I	Outside edge to center drain	12 5/8"
J	Slope of backrest	26°
K	Quartz deck height	3/4"

● Turbine position (TMU) ● Indicates heated backrest (TMU)
☺ Indicates WarmTouchShell® position (Soaker)

Hot water supply required	The hot water supply should be 70% or more of the bath's total water capacity.
Turbine	Access to the pump must be at least 18" x 22". Standard connection is 20 A. 120 V, 60 Hz, dedicated line with a Ground-Fault Circuit Interrupter (GFCI). For any additional option, a second line is needed 15 A. 120 V, 60 Hz, dedicated line with a GFCI.
Others	The Geysair® is located on the same side as the heated backrest. It must not be relocated. It must be connected to the hot water supply and be accessible (provide access). Control cannot be installed on the Quartz deck. Optional Tile Flange (specify right or left).

Our products must be installed by certified professionals only and according to our Owner's Manual as well as federal, provincial/state and local building codes and regulations (www.bainultra.com/dealers/dealer-documentation-and-catalog).

Approx. shipping weight	280 lb
Turbine power	550 W
Air heater	600 W

Warranty


Controls-LED-Geysair*	5 years
Quartz deck*	15 years
Bath & turbine*	20 years

* Some restrictions apply | www.bainultra.com/warranty

† ZenFlow: Integrated overflow without a trim.
° Standard: Quartz deck with seam. Grand Luxury: one piece Quartz deck.
‡ When ordered with Integrated drain & overflow.

Dimensions are subject to change; measured at external edges. Bathing well measured at air jet level. Tolerance: ±0.25" (±0.64 cm). Ensure bathtub is received prior to any construction. BainUltra® is not responsible for any preparatory work done before product arrival.

nokori 6331



Product No.

Model Freestanding TMU BNOLRF00T-XX Soaker BNOLRF00N-XX

ThermoMasseur (TMU)

Air Jet System

\$10,160

Jets	40
1 heated backrest	Included
MiaPlus® Control†††	Included
BU-Touch Control Application BUTOUCH	\$495
Geysair®	Included
AromaFlow†† BAROMAF	\$950
Illuzio Chromatherapy BCHRO6	\$995

Soaker

\$7,840

AromaFlow†† BAROMAF	\$950
Illuzio Chromatherapy BCHRO6	\$995
WarmTouchShell® BWTS	\$1,125
DOT Control (not installed)	Included with therapy

Features

Installation Type	Freestanding
No. of bathers ♀ Imp. gallons 56 US gallons 68	
Brass drain kit Included	
Integrated Drain & Overflow — ZenFlow† BOVERINIZF-01	
○ White 01	Installed & Included
Standard Bath Color p.17	
○ White 01	Included

Options UPCHARGE APPLICABLE

Finish p.17		
UltraVelour Matte Finish (white only) BVEL2	\$850	
Universal Armrests BGBGU-XX p.16		
○ White 01	\$895	
Tile Flange (specify position) p.15		
Ordered with bath (not installed) BTILEN	\$79	
Factory-installed. Right BTILER, Left BTILEL, Front BTILEF, Back BTILEB, Special installation BTILEO	\$155	
Bath Pillow BPILLOW p.252	\$240	
Drain & Overflow p.14		
○ White 01	Incl.	\$40
○ Matte White 32	Chrome 07	\$40
○ Brushed Nickel 09	Polished Nickel 10	\$70
● Matte Black 19	Satin Brass 18	\$95
		\$125
Air Intake††† & Island Tub Drain™**** p.15		
Air intake & Island tub drain™ BAIRISLD	\$350	
Island tub drain™ BISLDD	\$260	
Cast iron island tub drain™ BISLDDCI	\$310	
Air intake BAIRINT	\$120	
Air intake installation	\$285 net	
If Required by Construction Code		
Brass drain & overflow kit BDRCOB	\$240	

To Order

To complete the ORDER FORM go to our Dealers Portal <https://dealersportal.bainultra.com/extranet/login> or send your order To Orderdesk@bainultra.com

⚠ Don't forget that this bath is available in White only.

If turbine is installed under the bath, follow Nokori Installation Manual instructions.

† ZenFlow: Integrated overflow without a trim.


†† When ordering an AromaFlow. Specify the finish of the drain.

††† Control must be wall-mounted. Faucets must be freestanding or wall-mounted.

†††† Air Intake is required when turbine is installed under the bath.

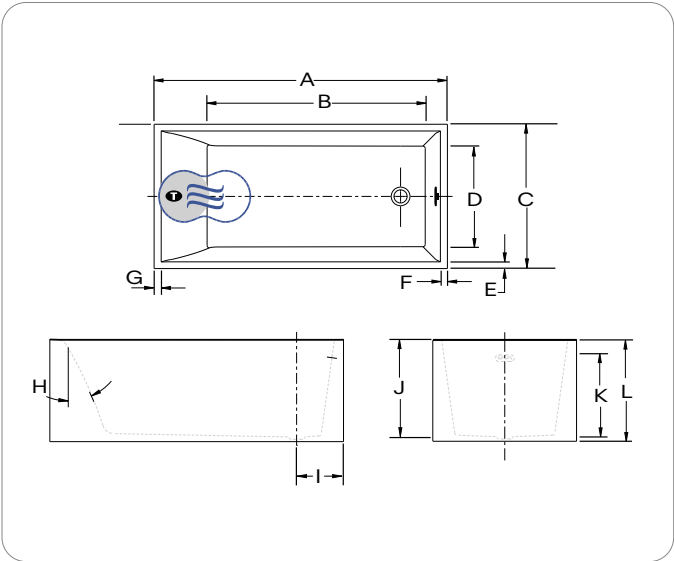
**** An Island tub drain™ is required when there is no access under the bath.

Freestanding
63" x 31" x 24"



Nokori®

Technical Specifications



Letter	Description	Measure
A	Total length	63"
B	Bathing well length	47 ¼"
C	Total width	31"
D	Bathing well width	22 ¼"
E	Deck width	1 ⅞"
F	Deck width at drain end	2"
G	Deck width at backrest	1 ½"
H	Slope of backrest	24°
I	Outside edge to center of drain	10"
J	Height from bottom of drain to top of deck	20 ⅞"
K	Maximum water level	17"
	Maximum water level with AromaFlow	16 ½"
L	Total height	24 ½"
● Turbine position (TMU) ● Indicates heated backrest (TMU)		
☺ Indicates WarmTouchShell® position (Soaker)		

Hot water supply required	The hot water supply should be 70% or more of the bath's total water capacity.
Turbine	Access to the pump must be at least 18" x 22". Standard connection is 20 A. 120 V, 60 Hz, dedicated line with a ground-fault circuit interrupter (GFCI). For any additional option, a second line is needed 15 A. 120 V, 60 Hz, dedicated line with a GFCI. Air vent necessary: 2" x 4" minimum.
Others	The Geysair® is located on the same side as the heated backrest. It must not be relocated. It must be connected to the hot water supply and be accessible (provide access). Faucet must be freestanding or wall-mounted. Controls cannot be installed on the bath. The turbine should be remotely installed. The turbine can also be installed under the bath. Please refer to the Nokori Installation Instructions. The water level will be lower when an AromaFlow is installed.

Approx. shipping weight	260 lb
Turbine power	550 W
Air heater	600 W

Warranty

Controls-LED-Geysair*	5 years
Bath & turbine*	20 years


For the installer
Scan to view
installation video
(3:20 min) →



Dimensions are subject to change; measured at external edges. Bathing well measured at air jet level. Tolerance: ±0.25" (±0.64 cm). Ensure bathtub is received prior to any construction. BainUltra® is not responsible for any preparatory work done before product arrival.

* Some restrictions apply | www.bainultra.com/warranty

nokori 6429



Product No.

Model Freestanding TMU BNOIRFOOT-XX Soaker BNOIRFOON-XX

ThermoMasseur (TMU)

Air Jet System

\$9,790

Jets	44
1 heated backrest	Included
MiaPlus® Control†††	Included
BU-Touch Control Application BUTOUCH	\$495
Geysair®	Included
AromaFlow†† BAROMAF	\$950
Illuzio Chromatherapy BCHRO6	\$995

Soaker

\$7,445

AromaFlow†† BAROMAF	\$950
Illuzio Chromatherapy BCHRO6	\$995
WarmTouchShell® BWTS	\$1,125
DOT Control (not installed)	Included with therapy

Features

Installation Type	Freestanding
No. of bathers ♀ Imp. gallons 46 US gallons 55	
Brass drain kit Included	
Integrated Drain & Overflow — ZenFlow† BOVERINIZF-01	
○ White 01	Installed & Included
Standard Bath Color p.17	
○ White 01	Included

Options UPCHARGE APPLICABLE

Finish p.17		
UltraVelour Matte Finish (white only) BVEL2	\$850	
Universal Armrests BGBGU-XX p.16		
○ White 01	\$895	
Tile Flange (specify position) p.15		
Ordered with bath (not installed) BTILEN	\$79	
Factory-installed. Right BTILER, Left BTILEL, Front BTILEF, Back BTILEB, Special installation BTILEO	\$155	
Bath Pillow BPILLOW p.252	\$240	
Drain & Overflow p.14		
○ White 01	Incl.	\$40
○ Matte White 32	Chrome 07	
○ Brushed Nickel 09	Polished Nickel 10	\$40 \$70
● Matte Black 19	Satin Brass 18	\$95 \$125
Air Intake††† & Island Tub Drain™**** p.15		
Air intake & Island tub drain™ BAIRISLD	\$350	
Island tub drain™ BISLDD	\$260	
Cast iron island tub drain™ BISLDDCI	\$310	
Air intake BAIRINT	\$120	
Air intake installation	\$285 net	
If Required by Construction Code		
Brass drain & overflow kit BDRCOB	\$240	

To Order

To complete the ORDER FORM go to our Dealers Portal <https://dealersportal.bainultra.com/extranet/login> or send your order To Orderdesk@bainultra.com

♀ Don't forget that this bath is available in White only.

If turbine is installed under the bath, follow Nokori Installation Manual instructions.

† ZenFlow: Integrated overflow without a trim.


†† When ordering an AromaFlow. Specify the finish of the drain.

††† Control must be wall-mounted. Faucets must be freestanding or wall-mounted.

†††† Air Intake is required when turbine is installed under the bath.

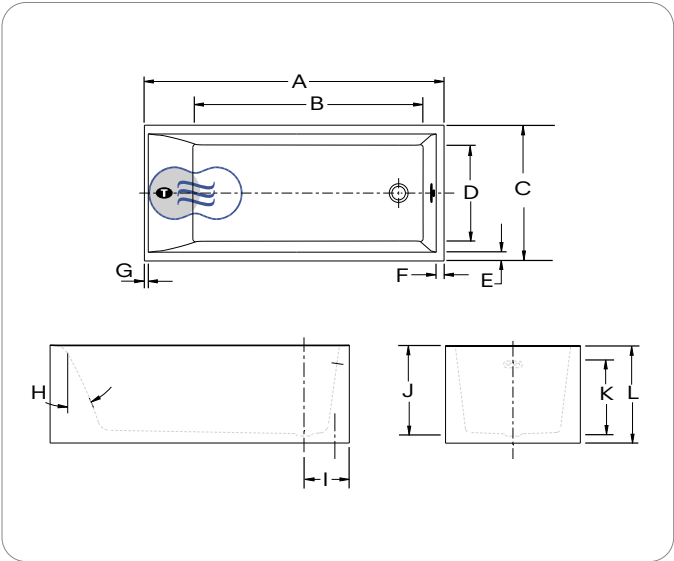
**** An Island tub drain™ is required when there is no access under the bath.

Freestanding
64" x 29" x 23"



Nokori®

Technical Specifications



Letter	Description	Measure
A	Total length	64"
B	Bathing well length	49 ½"
C	Total width	29"
D	Bathing well width	20 ⅞"
E	Deck width	2 ⅞"
F	Deck width at drain end	2 ⅞"
G	Deck width at backrest	⅞"
H	Slope of backrest	24°
I	Outside edge to center of drain	9 ¾"
J	Height from bottom of drain to top of deck	19"
K	Maximum water level	15"
	Maximum water level with AromaFlow	14 ½"
L	Total height	23 ½"

● Turbine position (TMU) ● Indicates heated backrest (TMU)
☺ Indicates WarmTouchShell® position (Soaker)

Hot water supply required	The hot water supply should be 70% or more of the bath's total water capacity.
Turbine	Access to the pump must be at least 18" x 22". Standard connection is 20 A, 120 V, 60 Hz, dedicated line with a ground-fault circuit interrupter (GFCI). For any additional option, a second line is needed 15 A, 120 V, 60 Hz, dedicated line with a GFCI. Air vent necessary: 8 sq. in. minimum.
Others	The Geysair® is located on the same side as the heated backrest. It must not be relocated. It must be connected to the hot water supply and be accessible (provide access). Faucet must be freestanding or wall-mounted. Controls cannot be installed on the bath. The turbine should be remotely installed. The turbine can also be installed under the bath. Please refer to the Nokori Installation Instructions. The water level will be lower when an AromaFlow is installed.

Approx. shipping weight	250 lb
Turbine power	550 W
Air heater	600 W

Warranty

Controls-LED-Geysair*	5 years
Bath & turbine*	20 years

For the installer
Scan to view
installation video
(3:20 min) →



Dimensions are subject to change; measured at external edges. Bathing well measured at air jet level. Tolerance: ±0.25" (±0.64 cm). Ensure bathtub is received prior to any construction. BainUltra® is not responsible for any preparatory work done before product arrival.

* Some restrictions apply | www.bainultra.com/warranty

nokori oval 6737



Product No.

Model Freestanding TMU BNOPOF00T-XX Soaker BNOPOF00N-XX

ThermoMasseur (TMU)

Air Jet System

\$10,380

Jets	40
1 heated backrest	Included
MiaPlus® Control†††	Included
BU-Touch Control Application <i>BUTOUCH</i>	\$495
Geysair®	Included
AromaFlow†† <i>BAROMAF</i>	\$950
Illuzio Chromatherapy <i>BCHRO6</i>	\$995
2nd heated backrest (WTS-1 zone) <i>BSHB</i>	\$1,125

Soaker

\$7,445

AromaFlow†† <i>BAROMAF</i>	\$950
Illuzio Chromatherapy <i>BCHRO6</i>	\$995
WarmTouchShell® <i>BWTS</i>	\$1,125
DOT Control (not installed)	Included with therapy
2nd WarmTouchShell® <i>BWTS2</i>	\$370

Features

Installation Type	Freestanding
No. of bathers ♀♂ Imp. gallons 55 US gallons 66	
Brass drain kit	Included
Integrated Drain & Overflow — ZenFlow† <i>BOVERINIZF-01</i>	
<input type="radio"/> White 01	Installed & Included
Standard Bath Color <i>p.17</i>	
<input type="radio"/> White 01	Included

Options UPCHARGE APPLICABLE

Bath Color <i>p.17</i>			
 Black / White 66	\$475		
Finish <i>p.17</i>			
UltraVelour Matte Finish (white only) <i>BVEL2</i>	\$850		
Universal Armrests <i>BGBGU-XX p.16</i>			
 White 01	\$895		
Bath Pillow <i>BPILLOW p.252</i>	\$240		
Drain & Overflow <i>p.14</i>			
 White 01	Incl.	\$40	
 Matte White 32	 Chrome 07	\$40	\$70
 Brushed Nickel 09	 Polished Nickel 10		
 Matte Black 19	 Satin Brass 18	\$95	\$125
Island Tub Drain™*** <i>p.17</i>			
Island tub drain™ <i>BISLDD</i>	\$260		
Cast iron Island tub drain™ <i>BISLDDCI</i>	\$310		
If Required by Construction Code			
Brass drain & overflow kit <i>BDRCOB</i>		\$240	

To Order

To complete the ORDER FORM go to our Dealers Portal <https://dealersportal.bainultra.com/extranet/login> or send your order To Orderdesk@bainultra.com

† ZenFlow: Integrated overflow without a trim.

†† When ordering an AromaFlow, an Integrated drain & overflow is mandatory (Included).

††† Control must be wall-mounted. Faucets must be freestanding or wall-mounted.

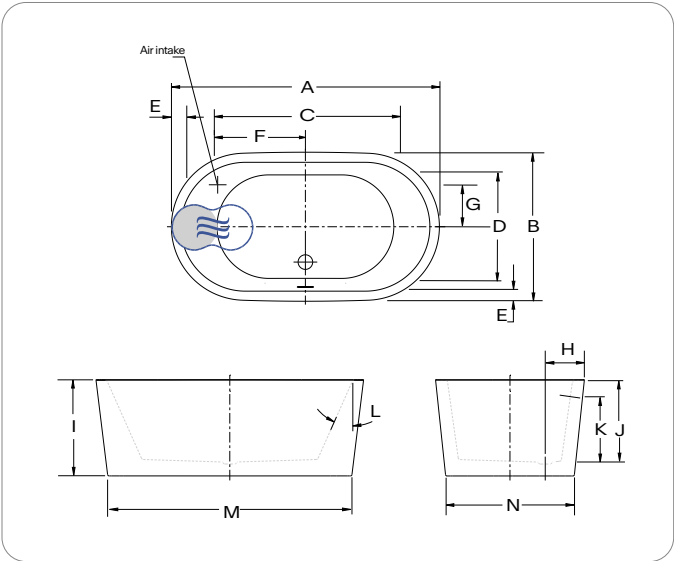
*** An Island tub drain™ is required when there is no access under the bath.

Freestanding
67" x 37" x 24"



Nokori®

Technical Specifications



Letter	Description	Measure
A	Total length	66 1/2"
B	Total width	37"
C	Bathing well length	45 3/4"
D	Bathing well width	26 1/4"
E	Deck width	2 7/8"
F	Air intake to center of drain (long axis)	21 3/4"
G	Air intake to center of drain (trans axis)	10 3/8"
H	Center of drain to deck side	9 3/4"
I	Total height	24"
J	Height from bottom of drain to top of deck	20 1/2"
K	Maximum water level	16 1/8"
	Maximum water level with AromaFlow	15 5/8"
L	Slope of backrests	24°
M	Base length	60 3/4"
N	Base width	32"

● Indicates heated backrest (TMU) ■ Indicates WarmTouchShell® position (Soaker)

Hot water supply required	The hot water supply should be 70% or more of the bath's total water capacity.
Turbine	Access to the pump must be at least 18" x 22". Standard connection is 20 A, 120 V, 60 Hz, dedicated line with a ground-fault circuit interrupter (GFCI). For any additional option, a second line is needed 15 A, 120 V, 60 Hz, dedicated line with a GFCI. Air vent necessary: 8 sq. in. minimum.
Others	The Geysair® is located on the same side as the heated backrest. It must not be relocated. It must be connected to the hot water supply and be accessible (provide access). Faucet must be freestanding or wall-mounted. Controls cannot be installed on the bath. The turbine should be remotely installed. The water level will be lower when an AromaFlow is installed.

Our products must be installed by certified professionals only and according to our Owner's Manual as well as federal, provincial/state and local building codes and regulations (www.bainultra.com/dealers/dealer-documentation-and-catalog).

Cutting template	# 90000072
Approx. shipping weight	270 lb
Turbine power	550 W
Air heater	600 W

Warranty

Controls-LED-Geysair*	5 years
Bath & turbine*	20 years

* Some restrictions apply | www.bainultra.com/warranty

For the installer
Scan to view
installation video
(3:20 min) →



Dimensions are subject to change; measured at external edges. Bathing well measured at air jet level. Tolerance: ±0.25" (±0.64 cm). Ensure bathtub is received prior to any construction. BainUltra® is not responsible for any preparatory work done before product arrival.

nokori 6935



Product No.

Model Freestanding TMU BNOVRF00T-XX Soaker BNOVRF00N-XX

ThermoMasseur (TMU)

Air Jet System

\$10,260

Jets	44
1 heated backrest	Included
MiaPlus® Control†††	Included
BU-Touch Control Application BUTOUCH	\$495
Geysair®	Included
AromaFlow†† BAROMAF	\$950
Illuzio Chromatherapy BCHRO6	\$995
2nd heated backrest (WTS-1 zone) BSHB	\$1,125

Soaker

\$8,255

AromaFlow†† BAROMAF	\$950
Illuzio Chromatherapy BCHRO6	\$995
WarmTouchShell® BWTS	\$1,125
DOT Control (not installed)	Included with therapy
2nd WarmTouchShell® BWTS2	\$370

Features

Installation Type	Freestanding
No. of bathers ♀♂ Imp. gallons 65 US gallons 77	
Brass drain kit	Included
Integrated Drain & Overflow — ZenFlow† BOVERINIZF-01	
○ White 01	Installed & Includeddd
Standard Bath Color p.17	
○ White 01	Included

Options UPCHARGE APPLICABLE

Finish p.17		
UltraVelour Matte Finish (white only) BVEL2		\$850
Universal Armrests BGBGU-XX p.16		
○ White 01		\$895
Tile Flange (specify position) p.15		
Ordered with bath (not installed) BTILEN		\$79
Factory-installed. Right BTILER, Left BTILEL, Front BTILEF, Back BTILEB, Special installation BTILEO		\$155
Bath Pillow BPILLOW p.252		\$240
Drain & Overflow p.14	Integrated ZenFlow† BOVERINZF-XX	Integrated with trim BOVERIN-XX
○ White 01	Incl.	\$40
○ Matte White 32	○ Chrome 07	
○ Brushed Nickel 09	○ Polished Nickel 10	\$40 \$70
● Matte Black 19	● Satin Brass 18	\$95 \$125
Air Intake††† & Island Tub Drain™**** p.15		
Air intake & Island tub drain™ BAIRISLD		\$350
Island tub drain™ BISLDD		\$260
Cast iron island tub drain™ BISLDDCI		\$310
Air intake BAIRINT		\$120
Air intake installation		\$285 net
If Required by Construction Code		
Brass drain & overflow kit BDRCOB		\$240

To Order

To complete the ORDER FORM go to our Dealers Portal <https://dealersportal.bainultra.com/extranet/login> or send your order To Orderdesk@bainultra.com

⚠ Don't forget that this bath is available in White only.

If turbine is installed under the bath, follow Nokori Installation Manual instructions.

† ZenFlow: Integrated overflow without a trim.


†† When ordering an AromaFlow. Specify the finish of the drain.

††† Control must be wall-mounted. Faucets must be freestanding or wall-mounted.

**** Air Intake is required when turbine is installed under the bath.

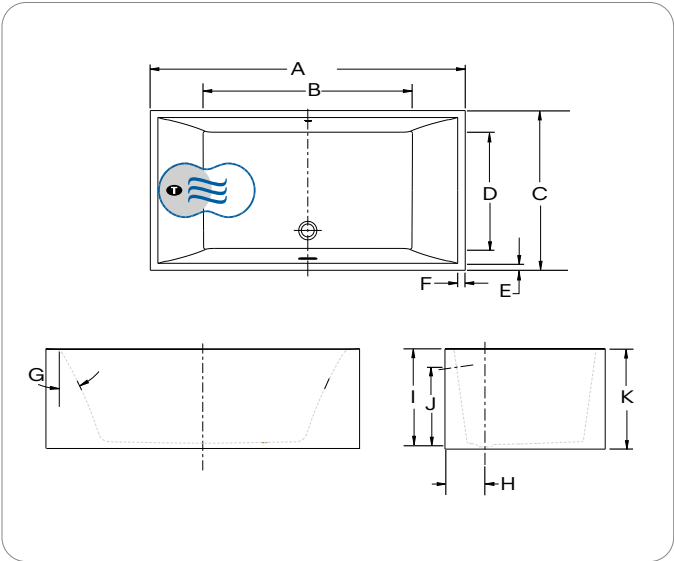
**** An Island tub drain™ is required when there is no access under the bath.

Freestanding
69" x 35" x 24"



Nokori®

Technical Specifications



Letter	Description	Measure
A	Total length	69"
B	Bathing well length	45"
C	Total width	35"
D	Bathing well width	26 1/4"
E	Deck width	2"
F	Deck width at backrest ends	1 5/8"
G	Slope of backrests	24°
H	Outside edge to center of drain	8 3/4"
I	Height from bottom of drain to top of deck	21"
J	Maximum water level	16 3/4"
	Maximum water level with AromaFlow	16 1/4"
K	Total height	24 1/2"

❶ Turbine position (TMU) ● Indicates heated backrest (TMU)
☞ Indicates WarmTouchShell® position (Soaker)

Hot water supply required	The hot water supply should be 70% or more of the bath's total water capacity.
Turbine	Access to the pump must be at least 18" x 22". Standard connection is 20 A. 120 V, 60 Hz, dedicated line with a ground-fault circuit interrupter (GFCI). For any additional option, a second line is needed 15 A. 120 V, 60 Hz, dedicated line with a GFCI. Air vent necessary: 8 sq. in. minimum.
Others	The Geysair® is located on the same side as the heated backrest. It must not be relocated. It must be connected to the hot water supply and be accessible (provide access).
	Faucet must be freestanding or wall-mounted. Controls cannot be installed on the bath.
	The turbine should be remotely installed. The turbine can also be installed under the bath. Please refer to the Nokori Installation Instructions. The water level will be lower when an AromaFlow is installed.

Our products must be installed by certified professionals only and according to our Owner's Manual as well as federal, provincial/state and local building codes and regulations (www.bainultra.com/dealers/dealer-documentation-and-catalog).

Approx. shipping weight	300 lb
Turbine power	550 W
Air heater	600 W

Warranty

Controls-LED-Geysair*	5 years
Bath & turbine*	20 years


* Some restrictions apply | www.bainultra.com/warranty

For the installer
Scan to view
installation video
(3:20 min) →



Dimensions are subject to change; measured at external edges. Bathing well measured at air jet level. Tolerance: ±0.25" (±0.64 cm). Ensure bathtub is received prior to any construction. BainUltra® is not responsible for any preparatory work done before product arrival.

nokori 7131



Product No.

Model Freestanding TMU BNOSRF00T-XX Soaker BNOSRF00N-XX

ThermoMasseur (TMU)

Air Jet System

\$10,485

Jets	42
1 heated backrest	Included
MiaPlus® Control ^{†††}	Included
BU-Touch Control Application <i>BUTOUCH</i>	\$495
Geysair®	Included
AromaFlow ^{††} <i>BAROMAF</i>	\$950
Illuzio Chromatherapy <i>BCHRO6</i>	\$995
2nd heated backrest (WTS-1 zone) <i>BSHB</i>	\$1,125

Soaker

\$8,015

AromaFlow ^{††} <i>BAROMAF</i>	\$950
Illuzio Chromatherapy <i>BCHRO6</i>	\$995
WarmTouchShell® <i>BWTS</i>	\$1,125
DOT Control	Included with therapy
2nd WarmTouchShell® <i>BWTS2</i>	\$370

Features

Installation Type	Freestanding
No. of bathers ♀♂ Imp. gallons 59 US gallons 71	
Brass drain kit	Included
Integrated Drain & Overflow — ZenFlow [†] <i>BOVERINIZF-01</i>	
<input type="radio"/> White 01	Installed & Included
Standard Bath Color <i>p.17</i>	
<input type="radio"/> White 01	

Options UPCHARGE APPLICABLE

Finish <i>p.17</i>		
<input type="radio"/> UltraVelour Matte Finish (white only) <i>BVEL2</i>	\$850	
Universal Armrests <i>BGBGU-XX p.16</i>		
<input type="radio"/> White 01	\$895	
Tile Flange (specify position) <i>p.15</i>		
Ordered with bath (not installed) <i>BTILEN</i>	\$79	
Factory-installed. Right <i>BTILER</i> , Left <i>BTILEL</i> , Front <i>BTILEF</i> , Back <i>BTILEB</i> , Special installation <i>BTILEO</i>	\$155	
Bath Pillow <i>BPILLOW p.252</i>	\$240	
Drain & Overflow <i>p.14</i>		
<input type="radio"/> White 01	Incl.	\$40
<input type="radio"/> Matte White 32 <input type="radio"/> Chrome 07	\$40	\$70
<input type="radio"/> Brushed Nickel 09 <input type="radio"/> Polished Nickel 10		
<input type="radio"/> Matte Black 19 <input type="radio"/> Satin Brass 18	\$95	\$125
Air Intake ^{†††} & Island Tub Drain ^{™****} <i>p.15</i>		
Air intake & Island tub drain [™] <i>BAIRISLD</i>	\$350	
Island tub drain [™] <i>BISLDD</i>	\$260	
Cast Iron Island tub drain [™] <i>BISLDDCI</i>	\$310	
Air Intake <i>BAIRINT</i>	\$120	
Air intake installation	\$285 net	
If Required by Construction Code or installed with ITD		
Brass drain & overflow kit <i>BDRCOB</i>	\$240	

To Order

To complete the ORDER FORM go to our Dealers Portal <https://dealersportal.bainultra.com/extranet/login> or send your order To Orderdesk@bainultra.com

⚠ Don't forget that this bath is available in White only.

If turbine is installed under the bath, follow Nokori Installation Manual instructions.

[†] ZenFlow: Integrated overflow without a trim.


^{††} When ordering an AromaFlow. Specify the finish of the drain.

^{†††} Control must be wall-mounted. Faucets must be freestanding or wall-mounted.

^{††††} Air Intake is required when turbine is installed under the bath.

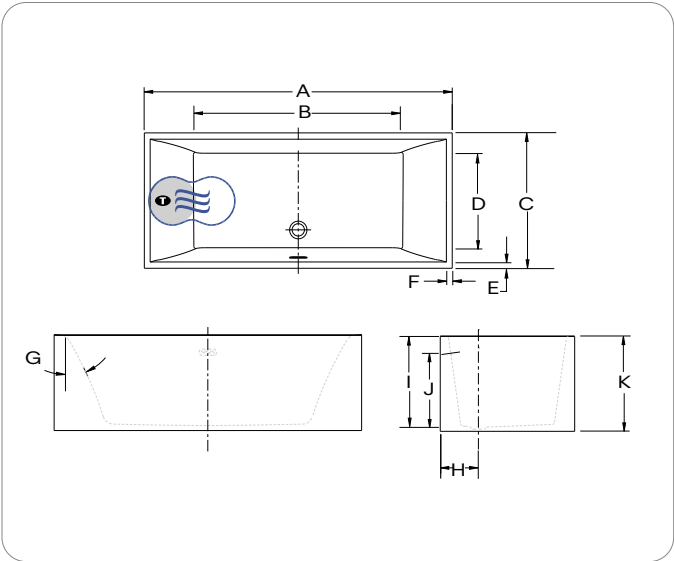
^{****} An Island tub drain[™] is required when there is no access under the bath.

Freestanding
71" x 31" x 24"



Nokori®

Technical Specifications



Letter	Description	Measure
A	Total length	70 ½"
B	Bathing well length	48 ⅛"
C	Total width	31"
D	Bathing well width	22"
E	Deck width	1 ⅞"
F	Deck width at backrest ends	1 ⅜"
G	Slope of backrests	24°
H	Outside edge to center of drain	8 ¾"
I	Height from bottom of drain to top of deck	21"
J	Maximum water level Maximum water level with AromaFlow	17" 16 ½"
K	Total height	24 ½"

● Turbine position (TMU) ● Indicates heated backrest (TMU)
● Indicates WarmTouchShell® position (Soaker)

Hot water supply required	The hot water supply should be 70% or more of the bath's total water capacity.
Turbine	Access to the pump must be at least 18" x 22". Standard connection is 20 A, 120 V, 60 Hz, dedicated line with a Ground-Fault Circuit Interrupter (GFCI). For any additional option, a second line is needed 15 A, 120 V, 60 Hz, dedicated line with a GFCI. Air vent necessary: 8 sq. in. minimum.
Others	The Geysair® is located on the same side as the heated backrest. It must not be relocated. It must be connected to the hot water supply and be accessible (provide access). Faucet must be freestanding or wall-mounted. Controls cannot be installed on the bath. The turbine should be remotely installed. The turbine can also be installed under the bath. Please refer to the Nokori Installation Instructions. The water level will be lower when an AromaFlow is installed.

Approx. shipping weight	280 lb
Turbine power	550 W
Air heater	600 W

Warranty

Controls-LED-Geysair*	5 years
Bath & turbine*	20 years

* Some restrictions apply | www.bainultra.com/warranty

For the installer
Scan to view
installation video
(3:20 min) →



Dimensions are subject to change; measured at external edges. Bathing well measured at air jet level. Tolerance: ±0.25" (±0.64 cm). Ensure bathtub is received prior to any construction. BainUltra® is not responsible for any preparatory work done before product arrival.

opalia 6839

Centered Ellipse



Product No.

Model Freestanding TMU BOPPOF00T-XX Soaker BOPPOF00N-XX

ThermoMasseur (TMU)

Air Jet System

\$8,815

Jets	35
1 heated backrest	Included
MiaPlus® Control (not installed)	Included
BU-Touch Control Application <i>BUTOUCH</i>	\$495
Geysair®	Included
AromaCloud®** <i>BAROMAC</i>	\$590
Illuzio Chromatherapy <i>BCHRO6</i>	\$995
2nd heated backrest (WTS-1 zone) <i>BSHB</i>	\$1,125

Soaker

\$6,220

AromaCloud®** <i>BAROMAC</i>	\$590
Illuzio Chromatherapy <i>BCHRO6</i>	\$995
WarmTouchShell® <i>BWTS</i>	\$1,125
DOT Control	Included with therapy
2nd WarmTouchShell® <i>BWTS2</i>	\$370

Features

Installation Type	Freestanding
No. of bathers ♀♂ Imp. gallons 42 US gallons 51	
Integrated Drain & Overflow — ZenFlow† <i>BOVERINIZF-01</i>	
○ White 01	Installed & Included
Standard Bath Color p.17	
○ White 01	Included

Options UPCHARGE APPLICABLE

Bath Color p.17		
☐ Black/White 66		\$475
Finish p.17		
○ UltraVelour Matte Finish (white only) <i>BVEL2</i>		\$850
Universal Armrests <i>BGBGU-XX</i> p.16		
○ White 01		\$895
Bath Pillow <i>BPILLOW</i> p.252		\$240
Comfort Cushion <i>BCUSHIONA</i> p.253		\$540
○ Grey 05 ● Black 02		
Drain & Overflow p.14	Integrated ZenFlow† <i>BOVERINZF-XX</i>	Integrated with trim <i>BOVERIN-XX</i>
○ White 01	Incl.	\$40
○ Matte White 32 ○ Chrome 07		
○ Brushed Nickel 09 ○ Polished Nickel 10		\$40 \$70
● Matte Black 19 ● Satin Brass 18		\$95 \$125
Island Tub Drain™*** p.15		
Island tub drain™ <i>BISLDD</i>		\$260
Cast Iron Island tub drain™ <i>BISLDDCI</i>		\$310

To Order

To complete the ORDER FORM go to our Dealers Portal <https://dealersportal.bainultra.com/extranet/login> or send your order To Orderdesk@bainultra.com

- ☐ Don't forget to specify the finish of the Integrated drain & overflow.
- Faucets must be freestanding or wall-mounted.

† ZenFlow: Integrated overflow without a trim.

** The AromaCloud® is built into the deck (factory installed).

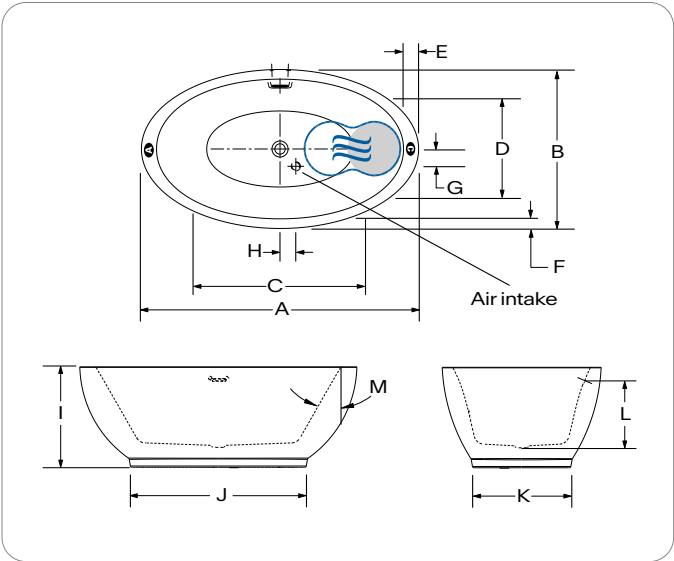
*** An Island tub drain™ is required when there is no access under the bath.



OPALIA 6839 with Optional Universal armrests

Opalia®

Technical Specifications



Letter	Description	Measure
A	Total length	68"
B	Total width	39"
C	Bathing well length	41 5/8"
D	Bathing well width	23 5/8"
E	Deck width (backrests)	3 3/4"
F	Deck width (center)	2 3/8"
G	Air intake to center of drain (long axis)	4 1/4"
H	Air intake to center of drain (trans. axis)	3 7/8"
I	Total height	24 3/4"
J	Length of the base	43"
K	Width of the base	24"
L	Maximum water level	15 1/8"
M	Slope of backrests	31°

● AromaCloud® position ● Control position when factory-installed (Mia® or DOT)
● Indicates heated backrest (TMU) ● Indicates WarmTouchShell® position (Soaker)

Hot water supply required	The hot water supply should be 70% or more of the bath's total water capacity.
Turbine	Access to the pump must be at least 18" x 22". Standard connection is 20 A. 120 V, 60 Hz, dedicated line with a Ground-Fault Circuit Interrupter (GFCI). For any additional option, a second line is needed 15 A. 120 V, 60 Hz, dedicated line with a GFCI.
Others	The Geysair® is located on the same side as the heated backrest. It must not be relocated. It must be connected to the hot water supply and be accessible (provide access). Faucet must be freestanding or wall-mounted. The turbine must be remotely installed.

Our products must be installed by certified professionals only and according to our Owner's Manual as well as federal, provincial/state and local building codes and regulations (www.bainultra.com/dealers/dealer-documentation-and-catalog).

Cutting template	# 90000073
Approx. shipping weight	230 lb
Turbine power	550 W
Air heater	600 W

Warranty

Controls-LED-Geysair*	5 years
Bath & turbine*	20 years

* Some restrictions apply | www.bainultra.com/warranty

For the installer
Scan to view
installation video
(3:20 min) →



Dimensions are subject to change; measured at external edges. Bathing well measured at air jet level. Tolerance: ±0.25" (±0.64 cm). Ensure bathtub is received prior to any construction. BainUltra® is not responsible for any preparatory work done before product arrival.

opalial 6839

Off-Centered Ellipse - Left



Product No.

Model Freestanding TMU BOPPOFOLT-XX Soaker BOPPOFOLN-XX

ThermoMasseur (TMU)

Air Jet System

\$8,815

Jets	35
1 heated backrest	Included
MiaPlus® Control (not installed)	Included
BU-Touch Control Application <i>BUTOUCH</i>	\$495
Geysair®	Included
AromaCloud®** <i>BAROMAC</i>	\$590
Illuzio Chromatherapy <i>BCHRO6</i>	\$995
2nd heated backrest (WTS-1 zone) <i>BSHB</i>	\$1,125

Soaker

\$6,220

AromaCloud®** <i>BAROMAC</i>	\$590
Illuzio Chromatherapy <i>BCHRO6</i>	\$995
WarmTouchShell® <i>BWTS</i>	\$1,125
DOT Control	Included with therapy
2nd WarmTouchShell® <i>BWTS2</i>	\$370

Features

Installation Type	Freestanding
No. of bathers ♀♂ Imp. gallons 42 US gallons 51	
Integrated Drain & Overflow — ZenFlow† <i>BOVERINIZF-01</i>	
<input type="radio"/> White 01	Installed & Included
Standard Bath Color <i>p.17</i>	
<input type="radio"/> White 01	Included

Options UPCHARGE APPLICABLE

Bath Color <i>p.17</i>		
<input checked="" type="radio"/> Black/White 66		\$475
Finish <i>p.17</i>		
<input type="radio"/> UltraVelour Matte Finish (white only) <i>BVEL2</i>		\$850
Universal Armrests <i>BGBGU-XX p.16</i>		
<input type="radio"/> White 01		\$895
Bath Pillow <i>BPILLOW p.252</i>		\$240
Comfort Cushion <i>BCUSHIONA p.253</i>		\$540
<input type="radio"/> Grey 05 <input checked="" type="radio"/> Black 02		
Drain & Overflow <i>p.14</i>		
<input type="radio"/> White 01		Incl. \$40
<input type="radio"/> Matte White 32 <input type="radio"/> Chrome 07		\$40 \$70
<input type="radio"/> Brushed Nickel 09 <input type="radio"/> Polished Nickel 10		
<input checked="" type="radio"/> Matte Black 19 <input type="radio"/> Satin Brass 18		\$95 \$125
Island Tub Drain™*** <i>p.15</i>		
Island tub drain™ <i>BISLDD</i>		\$260
Cast Iron Island tub drain™ <i>BISLDDCI</i>		\$310

To Order

To complete the ORDER FORM go to our Dealers Portal <https://dealersportal.bainultra.com/extranet/login> or send your order To Orderdesk@bainultra.com

- Don't forget to specify the finish of the Integrated drain & overflow.
- Faucets must be freestanding or wall-mounted.

† ZenFlow: Integrated overflow without a trim.

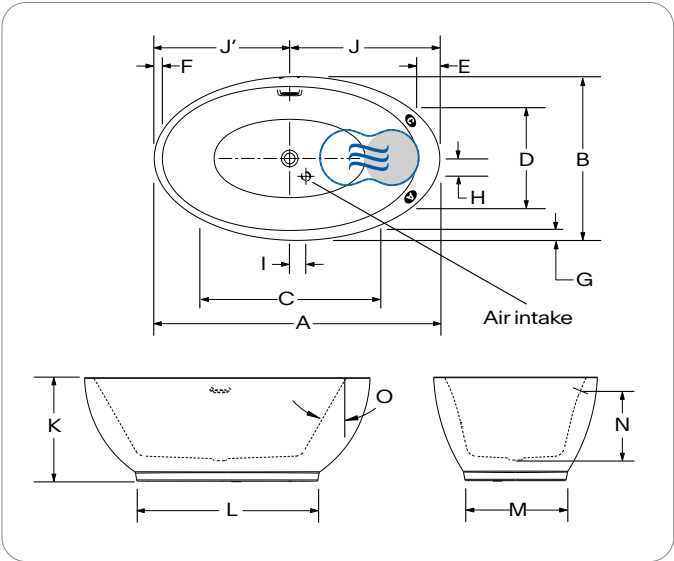
** The AromaCloud® is built into the deck (factory installed).

*** An Island tub drain™ is required when there is no access under the bath.



Opalia®

Technical Specifications



Letter	Description	Measure
A	Total length	68"
B	Total width	39"
C	Bathing well length	41 5/8"
D	Bathing well width	23 5/8"
E	Deck width (backrest)	5 1/2"
F	Deck width (feet)	2"
G	Deck width (center)	2 3/8"
H	Air intake to center of drain (long axis)	4 1/4"
I	Air intake to center of drain (trans. axis)	3 7/8"
J	Center of drain to edge of backrest	35 3/4"
J'	Center of drain to edge of backrest	32 1/4"
K	Total height	24 3/4"
L	Length of the base	43"
M	Width of the base	24"
N	Maximum water level	15 7/8"
O	Slope of backrests	31°

Ⓐ AromaCloud® position Ⓑ Control position when factory-installed (Mia® or DOT)
● Indicates heated backrest (TMU) ☉ Indicates WarmTouchShell® position (Soaker)

Hot water supply required	The hot water supply should be 70% or more of the bath's total water capacity.
Turbine	Access to the pump must be at least 18" x 22". Standard connection is 20 A, 120 V, 60 Hz, dedicated line with a Ground-Fault Circuit Interrupter (GFCI). For any additional option, a second line is needed 15 A, 120 V, 60 Hz, dedicated line with a GFCI.
Others	The Geysair® is located on the same side as the heated backrest. It must not be relocated. It must be connected to the hot water supply and be accessible (provide access). Faucet must be freestanding or wall-mounted. The turbine must be remotely installed.

Our products must be installed by certified professionals only and according to our Owner's Manual as well as federal, provincial/state and local building codes and regulations (www.bainultra.com/dealers/dealer-documentation-and-catalog).

Cutting template	# 90000073
Approx. shipping weight	230 lb
Turbine power	550 W
Air heater	600 W

Warranty

Controls-LED-Geysair*	5 years
Bath & turbine*	20 years

* Some restrictions apply | www.bainultra.com/warranty

For the installer
Scan to view
installation video
(3:20 min) →



Dimensions are subject to change; measured at external edges. Bathing well measured at air jet level. Tolerance: ±0.25" (±0.64 cm). Ensure bathtub is received prior to any construction. BainUltra® is not responsible for any preparatory work done before product arrival.

opalial 6839

Off-Centered Ellipse - Right



Product No.

Model Freestanding TMU BOPPOFORT-XX Soaker BOPPOFORN-XX

ThermoMasseur (TMU)

Air Jet System

Jets	35
1 heated backrest	Included
MiaPlus® Control (not installed)	Included
BU-Touch Control Application <i>BUTOUCH</i>	\$495
Geysair®	Included
AromaCloud®** <i>BAROMAC</i>	\$590
Illuzio Chromatherapy <i>BCHRO6</i>	\$995
2nd heated backrest (WTS-1 zone) <i>BSHB</i>	\$1,125

\$8,815

Soaker

AromaCloud®** <i>BAROMAC</i>	\$590
Illuzio Chromatherapy <i>BCHRO6</i>	\$995
WarmTouchShell® <i>BWTS</i>	\$1,125
DOT Control	Included with therapy
2nd WarmTouchShell® <i>BWTS2</i>	\$370

\$6,220

Features

Installation Type	Freestanding
No. of bathers ♀♂ Imp. gallons 42 US gallons 51	
Integrated Drain & Overflow — ZenFlow† <i>BOVERINIZF-01</i>	
○ White 01	Installed & Included
Standard Bath Color p.17	
○ White 01	Included

Options UPCHARGE APPLICABLE

Bath Color p.17		
Black/White 66		\$475
Finish p.17		
○ UltraVelour Matte Finish (white only) <i>BVEL2</i>		\$850
Universal Armrests <i>BGBGU-XX</i> p.16		
○ White 01		\$895
Bath Pillow <i>BPILOW</i> p.252		\$240
Drain & Overflow p.14		
○ White 01		Incl. \$40
○ Matte White 32	○ Chrome 07	\$40 \$70
○ Brushed Nickel 09	○ Polished Nickel 10	
○ Matte Black 19	○ Satin Brass 18	\$95 \$125
Island Tub Drain™ *** p.15		
Island tub drain™ <i>BISLDD</i>		\$260
Cast Iron Island tub drain™ <i>BISLDDCI</i>		\$310

To Order

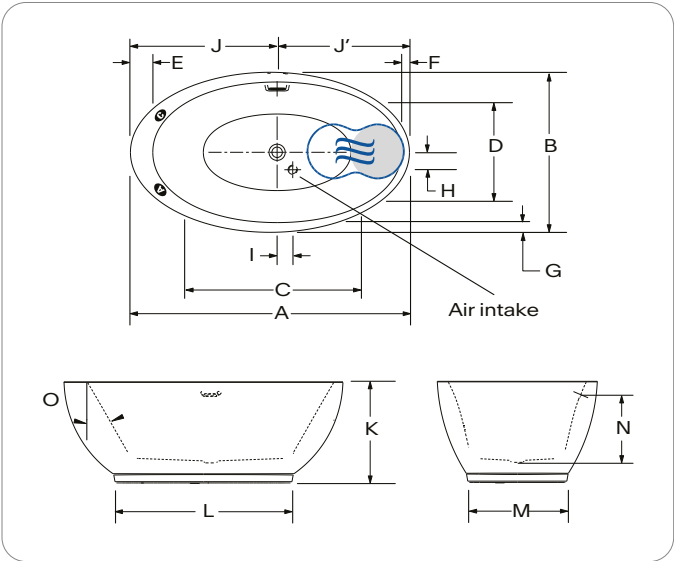
To complete the ORDER FORM go to our Dealers Portal <https://dealersportal.bainultra.com/extranet/login> or send your order To Orderdesk@bainultra.com

- Don't forget to specify the finish of the Integrated drain & overflow.
- Faucets must be freestanding or wall-mounted.



Opalia®

Technical Specifications



Letter	Description	Measure
A	Total length	68"
B	Total width	39"
C	Bathing well length	41 5/8"
D	Bathing well width	23 5/8"
E	Deck width (feet)	5 1/2"
F	Deck width (backrest)	2"
G	Deck width (center)	2 3/8"
H	Air intake to center of drain (long axis)	4 1/4"
I	Air intake to center of drain (trans. axis)	3 7/8"
J	Center of drain to edge of backrest	35 3/4"
J'	Center of drain to edge of backrest	32 1/4"
K	Total height	24 3/4"
L	Length of the base	43"
M	Width of the base	24"
N	Maximum water level	15 7/8"
O	Slope of backrests	31°

● AromaCloud® position ● Control position when factory-installed (Mia® or DOT)
● Indicates heated backrest (TMU) ● Indicates WarmTouchShell® position (Soaker)

Hot water supply required	The hot water supply should be 70% or more of the bath's total water capacity.
Turbine	Access to the pump must be at least 18" x 22". Standard connection is 20 A, 120 V, 60 Hz, dedicated line with a Ground-Fault Circuit Interrupter (GFCI). For any additional option, a second line is needed 15 A, 120 V, 60 Hz, dedicated line with a GFCI.
Others	The Geysair® is located on the same side as the heated backrest. It must not be relocated. It must be connected to the hot water supply and be accessible (provide access). Faucet must be freestanding or wall-mounted. The turbine must be remotely installed.

Our products must be installed by certified professionals only and according to our Owner's Manual as well as federal, provincial/state and local building codes and regulations (www.bainultra.com/dealers/dealer-documentation-and-catalog).

Cutting template	# 90000073
Approx. shipping weight	230 lb
Turbine power	550 W
Air heater	600 W

Warranty

Controls-LED-Geysair*	5 years
Bath & turbine*	20 years

* Some restrictions apply | www.bainultra.com/warranty

For the installer
Scan to view
installation video
(3:20 min) →



Dimensions are subject to change; measured at external edges. Bathing well measured at air jet level. Tolerance: ±0.25" (±0.64 cm). Ensure bathtub is received prior to any construction. BainUltra® is not responsible for any preparatory work done before product arrival.

opalia 6839

Oblique Ellipse - Left



Product No.

Model Freestanding TMU BOPPOFXLT-XX Soaker BOPPOFXLN-XX

ThermoMasseur (TMU)

Air Jet System

\$8,815

Jets	35
1 heated backrest	Included
MiaPlus® Control (not installed)	Included
BU-Touch Control Application <i>BUTOUCH</i>	\$495
Geysair®	Included
AromaCloud®** <i>BAROMAC</i>	\$590
Illuzio Chromatherapy <i>BCHRO6</i>	\$995
2nd heated backrest (WTS-1 zone) <i>BSHB</i>	\$1,125

Soaker

\$6,220

AromaCloud®** <i>BAROMAC</i>	\$590
Illuzio Chromatherapy <i>BCHRO6</i>	\$995
WarmTouchShell® <i>BWTS</i>	\$1,125
DOT Control	Included with therapy
2nd WarmTouchShell® <i>BWTS2</i>	\$370

Features

Installation Type	Freestanding
No. of bathers ♀♂ Imp. gallons 42 US gallons 51	
Integrated Drain & Overflow — ZenFlow† <i>BOVERINIZF-01</i>	
○ White 01	Installed & Included
Standard Bath Color p.17	
○ White 01	Included

Options UPCHARGE APPLICABLE

Bath Color p.17		
● Black/White 66		\$475
Finish p.17		
○ UltraVelour Matte Finish (white only) <i>BVEL2</i>		\$850
Universal Armrests <i>BGBGU-XX</i> p.16		
○ White 01		\$895
Bath Pillow <i>BPILLOW</i> p.252		\$240
Drain & Overflow p.14		
○ White 01		Incl. \$40
○ Matte White 32	○ Chrome 07	\$40 \$70
○ Brushed Nickel 09	○ Polished Nickel 10	
● Matte Black 19	● Satin Brass 18	\$95 \$125
Island Tub Drain™ *** p.15		
Island tub drain™ <i>BISLDD</i>		\$260
Cast Iron Island tub drain™ <i>BISLDDCI</i>		\$310

To Order

To complete the ORDER FORM go to our Dealers Portal <https://dealersportal.bainultra.com/extranet/login> or send your order To Orderdesk@bainultra.com

- ⚠ Don't forget to specify the finish of the Integrated drain & overflow.
- Faucets must be freestanding or wall-mounted.

† ZenFlow: Integrated overflow without a trim.

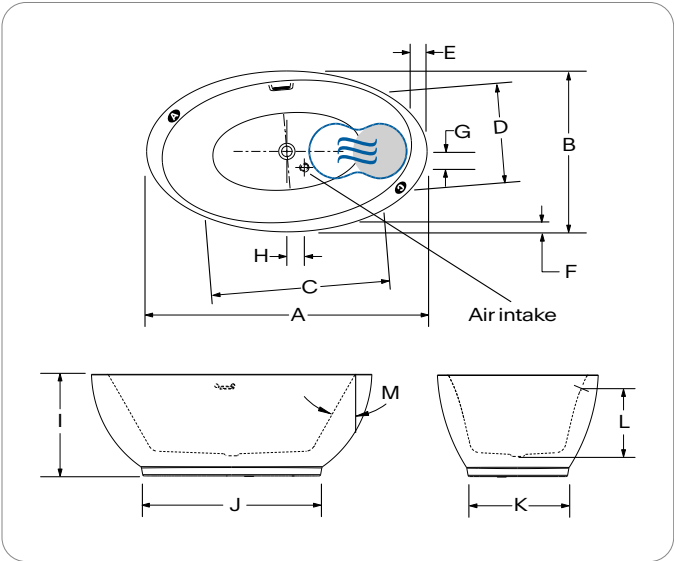
** The AromaCloud® is built into the deck (factory installed).

*** An Island tub drain™ is required when there is no access under the bath.



Opalia®

Technical Specifications



Letter	Description	Measure
A	Total length	68"
B	Total width	39"
C	Bathing well length	41 5/8"
D	Bathing well width	23 5/8"
E	Deck width (backrests)	3 7/8"
F	Deck width (center)	2 3/8"
G	Air intake to center of drain (long axis)	3 7/8"
H	Air intake to center of drain (trans. axis)	4 1/4"
I	Total height	24 3/4"
J	Length of the base	43"
K	Width of the base	24"
L	Maximum water level	15 7/8"
M	Slope of backrests	31°

● AromaCloud® position ● Control position when factory-installed (Mia® or DOT)
● Indicates heated backrest (TMU) ● Indicates WarmTouchShell® position (Soaker)

Hot water supply required	The hot water supply should be 70% or more of the bath's total water capacity.
Turbine	Access to the pump must be at least 18" x 22". Standard connection is 20 A. 120 V, 60 Hz, dedicated line with a Ground-Fault Circuit Interrupter (GFCI). For any additional option, a second line is needed 15 A. 120 V, 60 Hz, dedicated line with a GFCI.
Others	The Geysair® is located on the same side as the heated backrest. It must not be relocated. It must be connected to the hot water supply and be accessible (provide access). Faucet must be freestanding or wall-mounted. The turbine must be remotely installed.

Our products must be installed by certified professionals only and according to our Owner's Manual as well as federal, provincial/state and local building codes and regulations (www.bainultra.com/dealers/dealer-documentation-and-catalog).

Cutting template	# 90000073
Approx. shipping weight	230 lb
Turbine power	550 W
Air heater	600 W

Warranty

Controls-LED-Geysair*	5 years
Bath & turbine*	20 years

* Some restrictions apply | www.bainultra.com/warranty

For the installer
Scan to view
installation video
(3:20 min) →



Dimensions are subject to change; measured at external edges. Bathing well measured at air jet level. Tolerance: ±0.25" (±0.64 cm). Ensure bathtub is received prior to any construction. BainUltra® is not responsible for any preparatory work done before product arrival.

opalia 6839

Oblique Ellipse - Right



Product No.

Model Freestanding TMU BOPPOFXRT-XX Soaker BOPPOFXRN-XX

ThermoMasseur (TMU)

Air Jet System

Jets	35
1 heated backrest	Included
MiaPlus® Control (not installed)	Included
BU-Touch Control Application <i>BUTOUCH</i>	\$495
Geysair®	Included
AromaCloud®** <i>BAROMAC</i>	\$590
Illuzio Chromatherapy <i>BCHRO6</i>	\$995
2nd heated backrest (WTS-1 zone) <i>BSHB</i>	\$1,125

\$8,815

Soaker

AromaCloud®** <i>BAROMAC</i>	\$590
Illuzio Chromatherapy <i>BCHRO6</i>	\$995
WarmTouchShell® <i>BWTS</i>	\$1,125
DOT Control (not installed)	Included with therapy
2nd WarmTouchShell® <i>BWTS2</i>	\$370

\$6,220

Features

Installation Type	Freestanding
No. of bathers ♀♂ Imp. gallons 42 US gallons 51	
Integrated Drain & Overflow — ZenFlow† <i>BOVERINIZF-01</i>	
○ White 01	Installed & Included
Standard Bath Color p.17	
○ White 01	Included

Options UPCHARGE APPLICABLE

Bath Color p.17		
☑ Black/White 66		\$475
Finish p.17		
○ UltraVelour Matte Finish (white only) <i>BVEL2</i>		\$850
Universal Armrests <i>BGBGU-XX</i> p.16		
○ White 01		\$895
Bath Pillow <i>BPILLOW</i> p.252		\$240
Drain & Overflow p.14		
○ White 01		Incl. \$40
○ Matte White 32	○ Chrome 07	\$40 \$70
○ Brushed Nickel 09	○ Polished Nickel 10	
○ Matte Black 19	○ Satin Brass 18	\$95 \$125
Island Tub Drain™ *** p.15		
Island tub drain™ <i>BISLDD</i>		\$260
Cast Iron Island tub drain™ <i>BISLDDCI</i>		\$310

To Order

To complete the ORDER FORM go to our Dealers Portal <https://dealersportal.bainultra.com/extranet/login> or send your order To Orderdesk@bainultra.com

- ☑ Don't forget to specify the finish of the Integrated drain & overflow.
- Faucets must be freestanding or wall-mounted.

† ZenFlow: Integrated overflow without a trim.

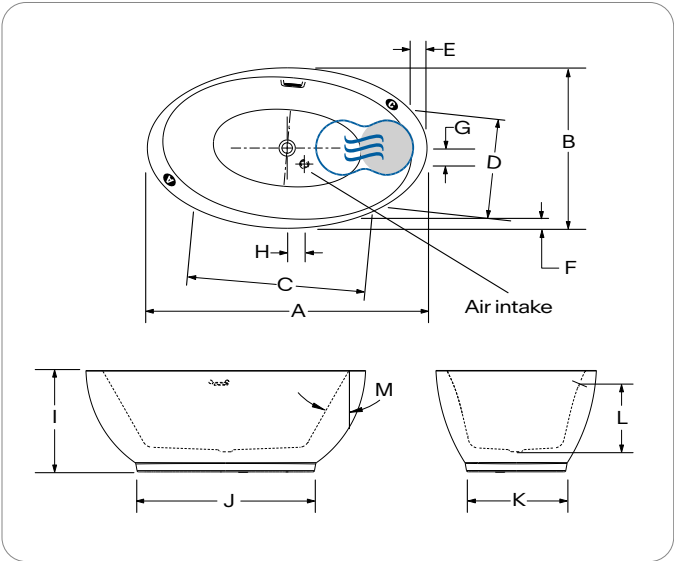
** The AromaCloud® is built into the deck (factory installed).

*** An Island tub drain™ is required when there is no access under the bath.



Opalia®

Technical Specifications



Letter	Description	Measure
A	Total length	68"
B	Total width	39"
C	Bathing well length	41 5/8"
D	Bathing well width	23 5/8"
E	Deck width (backrests)	3 7/8"
F	Deck width (center)	2 3/8"
G	Air intake to center of drain (long axis)	3 7/8"
H	Air intake to center of drain (trans. axis)	4 1/4"
I	Total height	24 3/4"
J	Length of the base	43"
K	Width of the base	24"
L	Maximum water level	15 7/8"
M	Slope of backrests	31°

● AromaCloud® position ● Control position when factory-installed (Mia® or DOT)
● Indicates heated backrest (TMU) ● Indicates WarmTouchShell® position (Soaker)

Hot water supply required	The hot water supply should be 70% or more of the bath's total water capacity.
Turbine	Access to the pump must be at least 18" x 22". Standard connection is 20 A, 120 V, 60 Hz, dedicated line with a Ground-Fault Circuit Interrupter (GFCI). For any additional option, a second line is needed 15 A, 120 V, 60 Hz, dedicated line with a GFCI. Air vent necessary: 2" x 4" minimum.
Others	The Geysair® is located on the same side as the heated backrest. It must not be relocated. It must be connected to the hot water supply and be accessible (provide access). Faucet must be freestanding or wall-mounted. The turbine must be remotely installed.

Our products must be installed by certified professionals only and according to our Owner's Manual as well as federal, provincial/state and local building codes and regulations (www.bainultra.com/dealers/dealer-documentation-and-catalog).

Cutting template	# 90000073
Approx. shipping weight	230 lb
Turbine power	550 W
Air heater	600 W

Warranty

Controls-LED-Geysair*	5 years
Bath & turbine*	20 years

* Some restrictions apply | www.bainultra.com/warranty

For the installer
Scan to view
installation video
(3:20 min) →



Dimensions are subject to change; measured at external edges. Bathing well measured at air jet level. Tolerance: ±0.25" (±0.64 cm). Ensure bathtub is received prior to any construction. BainUltra® is not responsible for any preparatory work done before product arrival.

opus 6434

Opus



Product No.

Model	Freestanding	TMU	BOS2RF00S	Soaker	BOS2RF00F
-------	--------------	-----	-----------	--------	-----------


ThermoMasseur (TMU)


Air Jet System	\$11,750
Jets	42
1 heated backrest	Included
MiaPlus® Control (not installed)	Included
BU-Touch Control Application	BUTOUCH
	Included

Soaker

\$7,995

Features

Installation Type	Freestanding
No. of bathers  Imp. gallons	TMU 62 SOAKER 68
US gallons	TMU 74 SOAKER 81
Armrests	2
Integrated Drain & Overflow — with Trim	BOVERINI-32
<input type="radio"/> Matte White 32	Installed & Included
Standard Bath Color	p.17
<input type="radio"/> White 01	Included
Finish	
Satin Finish	Glossy Finish
	Included


 Made with FineStone® FineStone® is a high quality solid surface material composed of refined minerals and pure acrylic. Designed with care, this material is non porous, hygienic, and thermal insulant. Its satin finish is easy to clean and will maintain its properties through time.

Options UPCHARGE APPLICABLE

Bath Color	p.17
<input checked="" type="radio"/> Black (glossy finish only) 06	\$500
Bath Pillow	BPILOW p.252
	\$240
Drain & Overflow	p.14
<input type="radio"/> White 01 <input type="radio"/> Chrome 07	Incl.
<input type="radio"/> Brushed Nickel 09	Incl.
<input type="radio"/> Polished Nickel 10	Incl.
<input checked="" type="radio"/> Matte Black 19 <input checked="" type="radio"/> Satin Brass 18	\$125
<input checked="" type="radio"/> Black (glossy finish only) 06	\$125
Island Tub Drain™***	p.15
Island tub drain™	BISLDD
	\$260
Cast Iron Island tub drain™	BISLDDCI
	\$310
If Required by Construction Code or installed with ITD*	
Brass drain kit	BDRCBF-XX
<input type="radio"/> Matte White 32 <input type="radio"/> Chrome 07	\$60
<input type="radio"/> Brushed Nickel 09 <input type="radio"/> Polished Nickel 10	
<input checked="" type="radio"/> Matte Black 19 <input checked="" type="radio"/> Satin Brass 18	

To Order

To complete the ORDER FORM go to our Dealers Portal <https://dealersportal.bainultra.com/extranet/login> or send your order To Orderdesk@bainultra.com

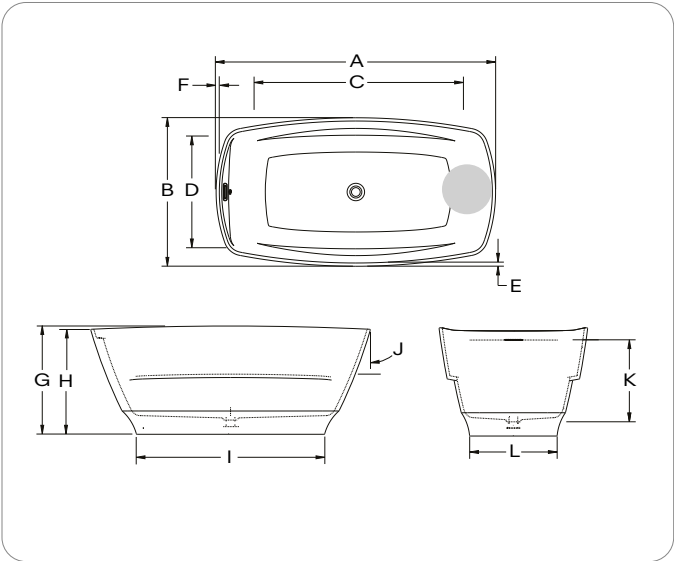
 Don't forget to indicate the finish for the Integrated drain & overflow and, if needed, for the Brass drain kit.

For FineStone® installed WITH ITD, you must order the Brass Drain Kit *BDRCBF* (upcharge). Specify finish.



opus

Technical Specifications



Letter	Description	Measure	
		TMU	Soaker
A	Total length	64"	64"
B	Total width	34"	34"
C	Bathing well length	48 15/16"	47 15/16"
D	Bathing well width	22 1/16"	23 1/8"
E	Deck width	1 5/8"	3/4"
F	Deck width	3/4"	3/4"
G	Total maximal height	24 3/4"	24 3/4"
H	Total minimal height	24"	24"
I	Base length	45 5/16"	43 1/16"
J	Slope of backrest	19°	23°
K	Maximum water level	18"	18 1/4"
L	Base width	23"	20 1/8"

● Indicates heated backrest (TMU)

Hot water supply required	The hot water supply should be 70% or more of the bath's total water capacity.
Turbine	Access to the pump must be at least 18" x 22". Standard connection is a 15A, 120 V, 60 Hz, dedicated lines with a GFCI. Air vent necessary: 2" x 4" minimum.
Others	The turbine must be remotely installed. Faucet must be freestanding or wall-mounted. Controls cannot be installed on the deck of the bath.

Our products must be installed by certified professionals only and according to our Owner's Manual as well as federal, provincial/state and local building codes and regulations (www.bainultra.com/dealers/dealer-documentation-and-catalog).

	TMU	Soaker
Cutting template	# 90000089	# 90000088
Approx. bathtub weight	380 lb	285 lb
Turbine power		550 W
Air heater		600 W

Warranty

Controls-LED-Geysair*	5 years
Bath & turbine*	20 years

* Some restrictions apply | www.bainultra.com/warranty

For the installer
Scan to view
installation video
(3:20 min) →



Dimensions are subject to change; measured at external edges. Bathing well measured at air jet level. Tolerance: ±0.25" (±0.64 cm). Ensure bathtub is received prior to any construction. BainUltra® is not responsible for any preparatory work done before product arrival.

origami 6030

Origami®



Product No.

Model	TMU BOOBRI00T-XX	Soaker BOOBRI00N-XX
-------	------------------	---------------------

ThermoMasseur (TMU)

Air Jet System	\$5,725
Jets	40
1 heated backrest	Included
MiaPlus® Control	Included
BU-Touch Control Application BUTOUCH	\$495
Geysair®	Included
AromaCloud®** BAROMAC	\$590
AromaFlow†† BAROMAF	\$950
Illuzio Chromatherapy BCHRO6	\$995

Soaker

AromaCloud®** BAROMAC	\$590
AromaFlow†† BAROMAF	\$950
Illuzio Chromatherapy BCHRO6	\$995
WarmTouchShell® BWTS	\$1,125
DOT Control	Included with therapy

Features

Installation Type	Drop-in & Alcove (3 walls)
No. of bathers ♀	Imp. gallons 38 US gallons 46
Standard Bath Color p.17	
<input type="radio"/> White 01 <input type="radio"/> Biscuit 02	Included

Options UPCHARGE APPLICABLE

Finish p.17			
<input type="radio"/> UltraVelour Matte Finish (white only) BVEL1	\$650		
Skirt p.254		Multifit BSMUL-XX	SJ-1 BSJ1-XX
<input type="radio"/> White 01 <input type="radio"/> Biscuit 02	\$600	\$715	
Tile Flange (specify right or left) p.15			
Ordered with bath (not installed) BTILEN	\$79		
Factory-installed. Right BTILER, Left BTILEL, Special installation BTILEO	\$155		
Bath Pillow BPILLOW p.252	\$240		
Drain & Overflow p.14		Integrated ZenFlow† BOVERINZF-XX	Integrated with trim BOVERIN-XX
<input type="radio"/> Chrome 07	\$205	\$235	\$260
<input type="radio"/> White 01 <input type="radio"/> Biscuit 02	\$165	\$205	\$290
<input type="radio"/> Brushed Nickel 09	\$205	\$235	\$400
<input type="radio"/> Polished Nickel 10	\$205	\$235	\$400
<input type="radio"/> Oil-rubbed Bronze 11	N/A	N/A	\$400
<input type="radio"/> Matte Black 19 <input type="radio"/> Satin Brass 18	\$260	\$290	N/A
<input type="radio"/> Matte White 32	\$205	\$235	N/A
If Required by Construction Code			
Brass drain & overflow kit† BDRCOB	\$240		
Brass drain kit† BDRCB	\$60		
16" x 35" Cable driven brass drain & overflow kit BOVERBR	\$240		

To Order

To complete the ORDER FORM go to our Dealers Portal <https://dealersportal.bainultra.com/extranet/login> or send your order To Orderdesk@bainultra.com

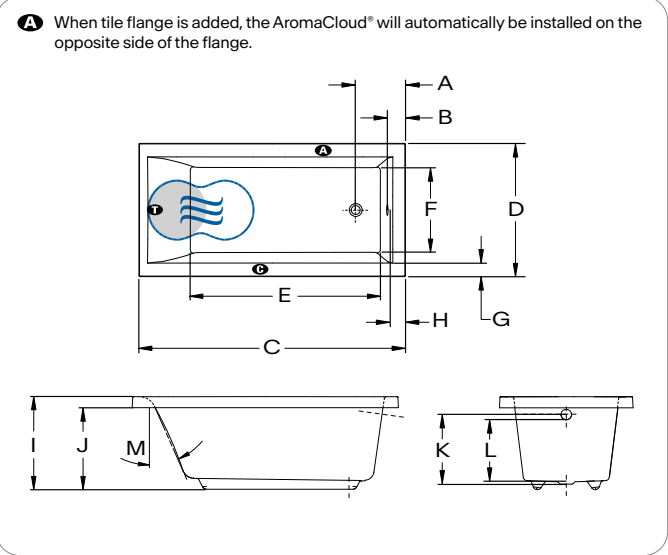
† ZenFlow: Integrated overflow without a trim.
** The AromaCloud® is built into the deck (factory installed).
† When ordered with Integrated drain & overflow.
†† When ordering an AromaFlow, a ZenFlow is mandatory (Upcharge). Specify the finish of the drain.

60" x 30" x 21"



Origami®

Technical Specifications



Letter	Description	Measure
A	Outside edge to center drain	11"
B	Outside edge to overflow	3 5/8"
C	Total length	60"
D	Total width	30"
E	Bathing well length	43 1/4"
F	Bathing well width	19 5/8"
G	Deck width	3 1/4"
H	Deck width	3 1/4"
I	Height from bottom of bath to top deck	21"
J	Height from bottom of bath to bottom of deck	19"
K	Height from bottom of drain to center of overflow	15 5/8"
L	Maximum water level (Drain & overflow 16" x 35")	13 7/8"
	Maximum water level (Integrated drain & overflow)	14 7/8"
	Maximum water level with AromaFlow	14 3/8"
M	Slope of backrest	24°

- A** AromaCloud® position **G** Control position when factory-installed (Mia® or DOT)
I Turbine position (TMU) **●** Indicates heated backrest (TMU)
☺ Indicates WarmTouchShell® position (Soaker)

Hot water supply required	The hot water supply should be 70% or more of the bath's total water capacity.
Turbine	Access to the pump must be at least 18" x 22". Standard connection is 20 A, 120 V, 60 Hz, dedicated line with a Ground-Fault Circuit Interrupter (GFCI). For any additional option, a second line is needed 15 A, 120 V, 60 Hz, dedicated line with a GFCI. Air vent necessary: 2" x 4" minimum.
Others	The Geysair® is located on the same side as the heated backrest. It must not be relocated. It must be connected to the hot water supply and be accessible (provide access).
	Optional Tile Flange (specify right or left). The water level will vary when an AromaFlow or an Integrated drain & overflow is installed.

Our products must be installed by certified professionals only and according to our Owner's Manual as well as federal, provincial/state and local building codes and regulations (www.bainultra.com/dealers/dealer-documentation-and-catalog).

Cutting template	# 90000048
Approx. shipping weight	128 lb
Turbine power	550 W
Air heater	600 W

Warranty

Controls-LED-Geysair*	5 years
Bath & turbine*	20 years

* Some restrictions apply | www.bainultra.com/warranty

origami 6032



Slim deck ½"

Product No.

Model 3 ¼" deck	TMU BOODRI00T-XX	Soaker BOODRI00N-XX
Model 2" deck	TMU BOODRI20T-XX	Soaker BOODRI20N-XX
Model Slim deck	TMU BOODRI10T-XX	Soaker BOODRI10N-XX

ThermoMasseur (TMU)

Air Jet System	\$5,820
Jets	38
1 heated backrest	Included
MiaPlus® Control	Included
BU-Touch Control Application <i>BUTOUCH</i>	\$495
Geysair®	Included
AromaCloud®** <i>BAROMAC</i>	\$590
AromaFlow** <i>BAROMAF</i>	\$950
Illuzio Chromatherapy <i>BCHRO6</i>	\$995

Soaker

AromaCloud®** <i>BAROMAC</i>	\$590
AromaFlow** <i>BAROMAF</i>	\$950
Illuzio Chromatherapy <i>BCHRO6</i>	\$995
WarmTouchShell® <i>BWTS</i>	\$1,125
DOT Control	Included with therapy

Features

Installation Type	Drop-in: ½", 2" & 3 ¼" & Alcove (3 walls): 2"
No. of bathers ♀ Imp. gallons 40 US gallons 48	
Standard Bath Color p.17	
<input type="radio"/> White 01 <input type="radio"/> Biscuit 02	Included

Options UPCHARGE APPLICABLE

Finish p.17			
<input type="radio"/> UltraVelour Matte Finish (white only) <i>BVEL1</i>	\$650		
Universal Armrests <i>BGBGU-XX</i> p.16			
<input type="radio"/> White 01	\$895		
Skirt (2" deck only) p.254		Multifit <i>BSMUL-XX</i>	SJ-1 <i>BSJ1-XX</i>
<input type="radio"/> White 01 <input type="radio"/> Biscuit 02	\$600	\$715	
Tile Flange (with 2" deck only) (specify right or left) p.15			
Ordered with bath (not installed) <i>BTILEN</i>	\$79		
Factory-installed, Right <i>BTILER</i> , Left <i>BTILEL</i> , Special installation <i>BTILEO</i>	\$155		
Bath Pillow <i>BPILLOW</i> p.252	\$240		
Drain & Overflow p.14		Integrated ZenFlow† <i>BOVERINZF-XX</i>	Integrated with trim <i>BOVERIN-XX</i>
<input type="radio"/> Chrome 07	\$205	\$235	\$260
<input type="radio"/> White 01 <input type="radio"/> Biscuit 02	\$165	\$205	\$290
<input type="radio"/> Brushed Nickel 09	\$205	\$235	\$400
<input type="radio"/> Polished Nickel 10	\$205	\$235	\$400
<input type="radio"/> Oil-rubbed Bronze 11	N/A	N/A	\$400
<input type="radio"/> Matte Black 19 <input type="radio"/> Satin Brass 18	\$260	\$290	N/A
<input type="radio"/> Matte White 32	\$205	\$235	N/A
If Required by Construction Code			
Brass drain & overflow kit† <i>BDRCOB</i>	\$240		
Brass drain kit† <i>BDRCB</i>	\$60		
16" x 35" Cable driven brass drain & overflow kit <i>BOVERBR</i>	\$240		

To Order

To complete the ORDER FORM go to our Dealers Portal <https://dealersportal.bainultra.com/extranet/login> or send your order To Orderdesk@bainultra.com

- ♂ Don't forget to indicate the deck height (½", 2" or 3 ¼").
- Slim deck are available for Drop-in installation only.

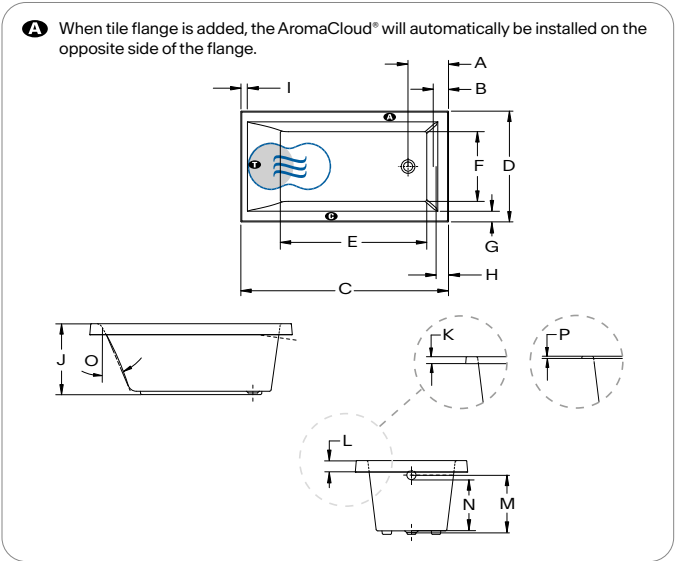
† ZenFlow: Integrated overflow without a trim.
 ** The AromaCloud® is built into the deck (factory installed).
 ‡ When ordered with Integrated drain & overflow.
 †† When ordering an AromaFlow, a ZenFlow is mandatory (Upcharge). Specify the finish of the drain.

60" x 32" x 21"



Origami®

Technical Specifications



Letter	Description	Measure
A	Outside edge to center drain	11 5/8"
B	Outside edge to overflow	4 1/4"
C	Total length (with 1/2" deck height) Total length (with 2" deck height) Total length (with 3 1/4" deck height)	59 3/4" 60" 60 1/4"
D	Total width (with 1/2" deck height) Total width (with 2" deck height) Total width (with 3 1/4" deck height)	31 5/8" 31 7/8" 32 1/8"
E	Bathing well length	42 5/8"
F	Bathing well width	20 3/8"
G	Deck width	3 5/8"
H	Deck width at drain end	3 7/8"
I	Deck width at backrest	2"
J	Height from bottom of bath to top deck	21"
K	Height from bottom of deck to top deck	2"
L	Height from bottom of deck to top deck	3 1/4"
M	Height from bottom of drain to center of overflow	16"
N	Maximum water level (Drain & overflow 16" x 35") Maximum water level (Integrated drain & overflow) Maximum water level with AromaFlow	14 1/4" 15 1/4" 14 3/4"
O	Slope of backrest	24°
P	Height from bottom of deck to top deck	1/2"

A AromaCloud® position **B** Control position when factory-installed (Mia® or DOT)
TMU Turbine position (TMU) **TMU** Indicates heated backrest (TMU)
Soaker Indicates WarmTouchShell® position (Soaker)

Hot water supply required	The hot water supply should be 70% or more of the bath's total water capacity.
Turbine	Access to the pump must be at least 18" x 22". Standard connection is 20 A. 120 V, 60 Hz, dedicated line with a Ground-Fault Circuit Interrupter (GFCI). For any additional option, a second line is needed 15 A. 120 V, 60 Hz, dedicated line with a GFCI. Air vent necessary: 2" x 4" minimum.
Others	The Geysair® is located on the same side as the heated backrest. It must not be relocated. It must be connected to the hot water supply and be accessible (provide access). Optional Tile Flange (specify right or left). The water level will vary when an AromaFlow or an Integrated drain & overflow is installed.

Our products must be installed by certified professionals only and according to our Owner's Manual as well as federal, provincial/state and local building codes and regulations (www.bainultra.com/dealers/dealer-documentation-and-catalog).


Cutting template	# 90000048
Approx. shipping weight	130 lb
Turbine power	550 W
Air heater	600 W

Warranty

Controls-LED-Geysair*	5 years
Bath & turbine*	20 years

* Some restrictions apply | www.bainultra.com/warranty

origami 6632



Product No.

Model 3 1/4" deck	TMU BOOIRI00T-XX	Soaker BOOIRI00N-XX
Model 2" deck	TMU BOOIRI20T-XX	Soaker BOOIRI20N-XX
Model Slim deck	TMU BOOIRI10T-XX	Soaker BOOIRI10N-XX

ThermoMasseur (TMU)

Air Jet System	\$6,180
Jets	45
1 heated backrest	Included
MiaPlus® Control	Included
BU-Touch Control Application <i>BUTOUCH</i>	\$495
Geysair®	Included
AromaCloud®** <i>BAROMAC</i>	\$590
AromaFlow†† <i>BAROMAF</i>	\$950
Illuzio Chromatherapy <i>BCHRO6</i>	\$995

Soaker

AromaCloud®** <i>BAROMAC</i>	\$590
AromaFlow†† <i>BAROMAF</i>	\$950
Illuzio Chromatherapy <i>BCHRO6</i>	\$995
WarmTouchShell® <i>BWTS</i>	\$1,125
DOT Control	Included with therapy

Features

Installation Type	Drop-in: 1/2", 2" & 3 1/4" & Alcove (3 walls): 2"
No. of bathers ♀ Imp. gallons 41 US gallons 49	
Standard Bath Color p.17	
<input type="radio"/> White 01 <input type="radio"/> Biscuit 02	Included

Options UPCHARGE APPLICABLE

Finish p.17			
<input type="radio"/> UltraVelour Matte Finish (white only) <i>BVEL1</i>	\$650		
Universal Armrests <i>BGBGU-XX</i> p.16			
<input type="radio"/> White 01	\$895		
Skirt (2" deck only) p.254		Multifit <i>BSMUL-XX</i>	SJ-1 <i>BSJ1-XX</i>
<input type="radio"/> White 01 <input type="radio"/> Biscuit 02	\$600	\$715	
Tile Flange (with 2" deck only) (specify right or left) p.15			
Ordered with bath (not installed) <i>BTILEN</i>	\$79		
Factory-installed. Right <i>BTILER</i> , Left <i>BTILEL</i> , Special installation <i>BTILEO</i>	\$155		
Bath Pillow <i>BPILLOW</i> p.252	\$240		
Drain & Overflow p.14		Integrated ZenFlow† <i>BOVERINZF-XX</i>	Integrated with trim <i>BOVERIN-XX</i>
<input type="radio"/> Chrome 07	\$205	\$235	\$260
<input type="radio"/> White 01 <input type="radio"/> Biscuit 02	\$165	\$205	\$290
<input type="radio"/> Brushed Nickel 09	\$205	\$235	\$400
<input type="radio"/> Polished Nickel 10	\$205	\$235	\$400
<input type="radio"/> Oil-rubbed Bronze 11	N/A	N/A	\$400
<input type="radio"/> Matte Black 19 <input type="radio"/> Satin Brass 18	\$260	\$290	N/A
<input type="radio"/> Matte White 32	\$205	\$235	N/A
If Required by Construction Code			
Brass drain & overflow kit† <i>BDRCOB</i>	\$240		
Brass drain kit† <i>BDRCB</i>	\$60		
16" x 35" Cable driven brass drain & overflow kit <i>BOVERBR</i>	\$240		

To Order

To complete the ORDER FORM go to our Dealers Portal <https://dealersportal.bainultra.com/extranet/login> or send your order To Orderdesk@bainultra.com

- ♀ Don't forget to indicate the deck height (1/2", 2" or 3 1/4").
- Slim deck are available for Drop-in installation only.

† ZenFlow: Integrated overflow without a trim.
 ** The AromaCloud® is built into the deck (factory installed).
 ‡ When ordered with Integrated drain & overflow.
 †† When ordering an AromaFlow, a ZenFlow is mandatory (Upcharge).
 Specify the finish of the drain.

66" x 32" x 21"

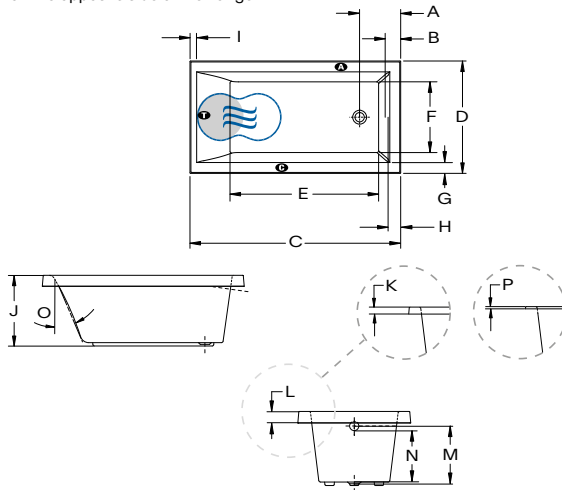


Origami®

Slim deck 1/2"

Technical Specifications

- A** When tile flange is added, the AromaCloud® will automatically be installed on the opposite side of the flange.



Letter	Description	Measure
A	Outside edge to center drain	11 1/4"
B	Outside edge to overflow	4 1/8"
C	Total length (with 1/2" deck height) Total length (with 2" deck height) Total length (with 3 1/4" deck height)	65 5/8" 65 7/8" 66"
D	Total width (with 1/2" deck height) Total width (with 2" deck height) Total width (with 3 1/4" deck height)	31 5/8" 31 7/8" 32"
E	Bathing well length	49 1/2"
F	Bathing well width	20 7/8"
G	Deck width	3 5/8"
H	Deck width	3 5/8"
I	Deck width at backrest	1 3/8"
J	Height from bottom of bath to top deck	21"
K	Height from bottom of deck to top deck	2"
L	Height from bottom of deck to top deck	3 1/4"
M	Height from bottom of drain to center of overflow	15 5/8"
N	Maximum water level (Drain & overflow 16" x 35") Maximum water level (Integrated drain & overflow) Maximum water level with AromaFlow	13 7/8" 15" 14 1/2"
O	Slope of backrest	24°
P	Height from bottom of deck to top deck	1/2"

- A** AromaCloud® position **B** Control position when factory-installed (Mia® or DOT)
T Turbine position (TMU) **H** Indicates heated backrest (TMU)
S Indicates WarmTouchShell® position (Soaker)

Hot water supply required	The hot water supply should be 70% or more of the bath's total water capacity.
Turbine	Access to the pump must be at least 18" x 22". Standard connection is 20 A, 120 V, 60 Hz, dedicated line with a Ground-Fault Circuit Interrupter (GFCI). For any additional option, a second line is needed 15 A, 120 V, 60 Hz, dedicated line with a GFCI. Air vent necessary: 2" x 4" minimum.
Others	The Geysair® is located on the same side as the heated backrest. It must not be relocated. It must be connected to the hot water supply and be accessible (provide access). Optional Tile Flange (specify right or left). The water level will vary when an AromaFlow or an Integrated drain & overflow is installed.

Our products must be installed by certified professionals only and according to our Owner's Manual as well as federal, provincial/state and local building codes and regulations (www.bainultra.com/dealers/dealer-documentation-and-catalog).

Cutting template	# 90000047
Approx. shipping weight	132 lb
Turbine power	550 W
Air heater	600 W

Warranty

Controls-LED-Geysair*	5 years
Bath & turbine*	20 years

* Some restrictions apply | www.bainultra.com/warranty

Dimensions are subject to change; measured at external edges. Bathing well measured at air jet level. Tolerance: ±0.25" (±0.64 cm). Ensure bathtub is received prior to any construction. BainUltra® is not responsible for any preparatory work done before product arrival.

origami 6636



Slim deck ½"

Product No.

Model 4" deck	TMU BOOLRI00T-XX	Soaker BOOLRI00N-XX
Model 2" deck	TMU BOOLRI20T-XX	Soaker BOOLRI20N-XX
Model Slim deck	TMU BOOLRI10T-XX	Soaker BOOLRI10N-XX

ThermoMasseur (TMU)

Air Jet System	\$6,425
Jets	40
1 heated backrest	Included
MiaPlus® Control	Included
BU-Touch Control Application <i>BUTOUCH</i>	\$495
Geysair®	Included
AromaCloud®** <i>BAROMAC</i>	\$590
AromaFlow†† <i>BAROMAF</i>	\$950
Illuzio Chromatherapy <i>BCHRO6</i>	\$995

Soaker

AromaCloud®** <i>BAROMAC</i>	\$590
AromaFlow†† <i>BAROMAF</i>	\$950
Illuzio Chromatherapy <i>BCHRO6</i>	\$995
WarmTouchShell® <i>BWTS</i>	\$1,125
DOT Control	Included with therapy

Features

Installation Type	Drop-in: ½", 2" & 3 ¼" & Alcove (3 walls): 2"
No. of bathers ♀ Imp. gallons 52 US gallons 62	
Standard Bath Color p.17	
<input type="radio"/> White 01 <input type="radio"/> Biscuit 02	Included

Options UPCHARGE APPLICABLE

Finish p.17			
<input type="radio"/> UltraVelour Matte Finish (white only) <i>BVEL1</i>	\$650		
Universal Armrests <i>BGBGU-XX</i> p.16			
<input type="radio"/> White 01	\$895		
Skirt (2" deck only) p.254		Multifit <i>BSMUL-XX</i>	SJ-1 <i>BSJI-XX</i>
<input type="radio"/> White 01 <input type="radio"/> Biscuit 02	\$600	\$715	
Tile Flange (with 2" deck only) (specify right or left) p.15			
Ordered with bath (not installed) <i>BTILEN</i>	\$79		
Factory-installed. Right <i>BTILER</i> , Left <i>BTILEL</i> , Special installation <i>BTILEO</i>	\$155		
Bath Pillow <i>BPILLOW</i> p.252	\$240		
Drain & Overflow p.14		Integrated ZenFlow† <i>BOVERINF-XX</i>	Integrated with trim <i>BOVERIN-XX</i>
<input type="radio"/> Chrome 07	\$205	\$235	\$260
<input type="radio"/> White 01 <input type="radio"/> Biscuit 02	\$165	\$205	\$290
<input type="radio"/> Brushed Nickel 09	\$205	\$235	\$400
<input type="radio"/> Polished Nickel 10	\$205	\$235	\$400
<input type="radio"/> Oil-rubbed Bronze 11	N/A	N/A	\$400
<input type="radio"/> Matte Black 19 <input type="radio"/> Satin Brass 18	\$260	\$290	N/A
<input type="radio"/> Matte White 32	\$205	\$235	N/A
If Required by Construction Code			
Brass drain & overflow kit† <i>BDRCOB</i>	\$240		
Brass drain kit† <i>BDRCB</i>	\$60		
16" x 35" Cable driven brass drain & overflow kit <i>BOVERBR</i>	\$240		

To Order

To complete the ORDER FORM go to our Dealers Portal <https://dealersportal.bainultra.com/extranet/login> or send your order To Orderdesk@bainultra.com

⚠ Don't forget to indicate the deck height (½", 2" or 3 ¼"). Slim deck are available for Drop-in installation only.

† ZenFlow: Integrated overflow without a trim.

** The AromaCloud® is built into the deck (factory installed).

† When ordered with Integrated drain & overflow.

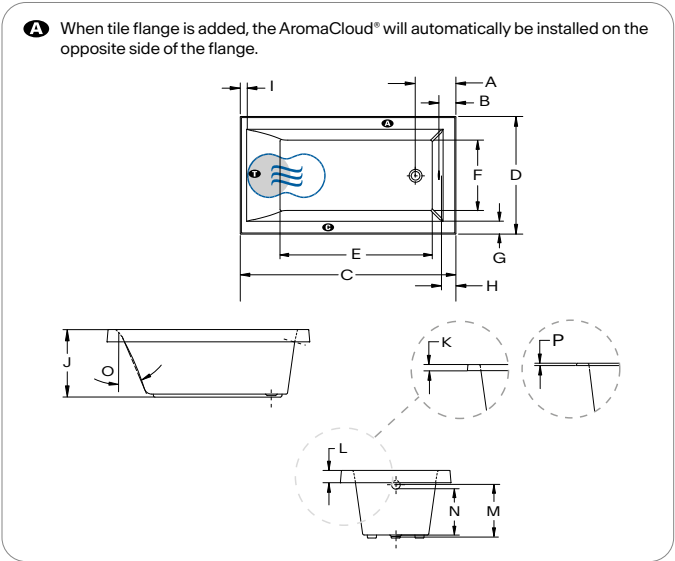
†† When ordering an AromaFlow, a ZenFlow is mandatory (Upcharge). Specify the finish of the drain.

66" x 36" x 22"



Origami®

Technical Specifications



Letter	Description	Measure
A	Outside edge to center drain	12 3/8"
B	Outside edge to overflow	4 5/8"
C	Total length (with 1/2" deck height) Total length (with 2" deck height) Total length (with 4" deck height)	65 5/8" 65 7/8" 66 1/4"
D	Total width (with 1/2" deck height) Total width (with 2" deck height) Total width (with 4" deck height)	35 1/2" 35 3/4" 36 1/8"
E	Bathing well length	47 1/4"
F	Bathing well width	22 1/4"
G	Deck width	4 1/2"
H	Deck width at drain end	4 1/2"
I	Deck width at backrest	1 5/8"
J	Height from bottom of bath to top deck	21 7/8"
K	Height from bottom of deck to top deck	2"
L	Height from bottom of deck to top deck	4"
M	Height from bottom of drain to center of overflow	17 1/4"
N	Maximum water level (Drain & overflow 16" x 35") Maximum water level (Integrated drain & overflow) Maximum water level with AromaFlow	15 1/2" 17" 16 1/2"
O	Slope of backrest	24°
P	Height from bottom of deck to top deck	1/2"

A AromaCloud® position **B** Control position when factory-installed (Mia® or DOT)
I Turbine position (TMU) **P** Indicates heated backrest (TMU)
☞ Indicates WarmTouchShell® position (Soaker)

Hot water supply required	The hot water supply should be 70% or more of the bath's total water capacity.
Turbine	Access to the pump must be at least 18" x 22". Standard connection is 20 A. 120 V, 60 Hz, dedicated line with a Ground-Fault Circuit Interrupter (GFCI). For any additional option, a second line is needed 15 A. 120 V, 60 Hz, dedicated line with a GFCI. Air vent necessary: 2" x 4" minimum.
Others	The Geysair® is located on the same side as the heated backrest. It must not be relocated. It must be connected to the hot water supply and be accessible (provide access). Optional Tile Flange (specify right or left). The water level will vary when an AromaFlow or an Integrated drain & overflow is installed.

Our products must be installed by certified professionals only and according to our Owner's Manual as well as federal, provincial/state and local building codes and regulations (www.bainultra.com/dealers/dealer-documentation-and-catalog).

Cutting template	# 90000047
Approx. shipping weight	135 lb
Turbine power	550 W
Air heater	600 W

Warranty

Controls–LED–Geysair*	5 years
Bath & turbine*	20 years

* Some restrictions apply | www.bainultra.com/warranty

origami 7236



Product No.

Model 4" deck	TMU BOOSRI00T-XX	Soaker BOOSRI00N-XX
Model 2" deck	TMU BOOSRI20T-XX	Soaker BOOSRI20N-XX
Model Slim deck	TMU BOOSRI10T-XX	Soaker BOOSRI10N-XX

ThermoMasseur (TMU)

Air Jet System	\$6,700
Jets	42
1 heated backrest	Included
MiaPlus® Control	Included
BU-Touch Control Application <i>BUTOUCH</i>	\$495
Geysair®	Included
AromaCloud®** <i>BAROMAC</i>	\$590
AromaFlow†† <i>BAROMAF</i>	\$950
Illuzio Chromatherapy <i>BCHRO6</i>	\$995
2nd heated backrest (WTS-1 zone) <i>BSHB</i>	\$1,125

Soaker

AromaCloud®**	\$590
AromaFlow†† <i>BAROMAF</i>	\$950
Illuzio Chromatherapy <i>BCHRO6</i>	\$995
WarmTouchShell® <i>BWTS</i>	\$1,125
DOT Control	Included with therapy
2nd WarmTouchShell® <i>BWTS2</i>	\$370

Features

Installation Type	Drop-in: ½", 2" & 4" & Alcove (3 walls): 2"
No. of bathers 🧑🧑 Imp. gallons 54 US gallons 64	
Standard Bath Color p.17	
<input type="radio"/> White 01 <input type="radio"/> Biscuit 02	Included

Options UPCHARGE APPLICABLE

Finish p.17			
UltraVelour Matte Finish (white only) <i>BVEL1</i>		\$650	
Universal Armrests <i>BGBGU-XX</i> p.16			
<input type="radio"/> White 01		\$895	
Skirt (2" deck only) p.254	Multifit <i>BSMUL-XX</i>	SJ-1 <i>BSJ1-XX</i>	
<input type="radio"/> White 01 <input type="radio"/> Biscuit 02		\$600	\$715
Tile Flange (with 2" deck only) (specify front or back) p.15			
Ordered with bath (not installed) <i>BTILEN</i>		\$79	
Factory-installed. Front <i>BTILEF</i> , Back <i>BTILEB</i> , Special installation <i>BTILEO</i>		\$155	
Bath Pillow <i>BPILLOW</i> p.252		\$240	
Drain & Overflow p.14	Integrated ZenFlow† <i>BOVERINZF-XX</i>	Integrated with trim <i>BOVERIN-XX</i>	16" x 35" <i>BOVER16-XX</i>
<input type="radio"/> Chrome 07	\$205	\$235	\$260
<input type="radio"/> White 01 <input type="radio"/> Biscuit 02	\$165	\$205	\$290
<input type="radio"/> Brushed Nickel 09	\$205	\$235	\$400
<input type="radio"/> Polished Nickel 10	\$205	\$235	\$400
<input type="radio"/> Oil-rubbed Bronze 11	N/A	N/A	\$400
<input type="radio"/> Matte Black 19 <input type="radio"/> Satin Brass 18	\$260	\$290	N/A
<input type="radio"/> Matte White 32	\$205	\$235	N/A
If Required by Construction Code			
Brass drain & overflow kit † <i>BDRCOB</i>		\$240	
Brass drain kit † <i>BDRCB</i>		\$60	
16" x 35" Cable driven brass drain & overflow kit <i>BOVERBR</i>		\$240	

To Order

To complete the ORDER FORM go to our Dealers Portal <https://dealersportal.bainultra.com/extranet/login> or send your order To Orderdesk@bainultra.com

⚠ Don't forget to indicate the deck height (½", 2" or 5").

Slim deck are available for Drop-in installation only.


† ZenFlow: Integrated overflow without a trim.

** The AromaCloud® is built into the deck (factory installed).

† When ordered with Integrated drain & overflow.

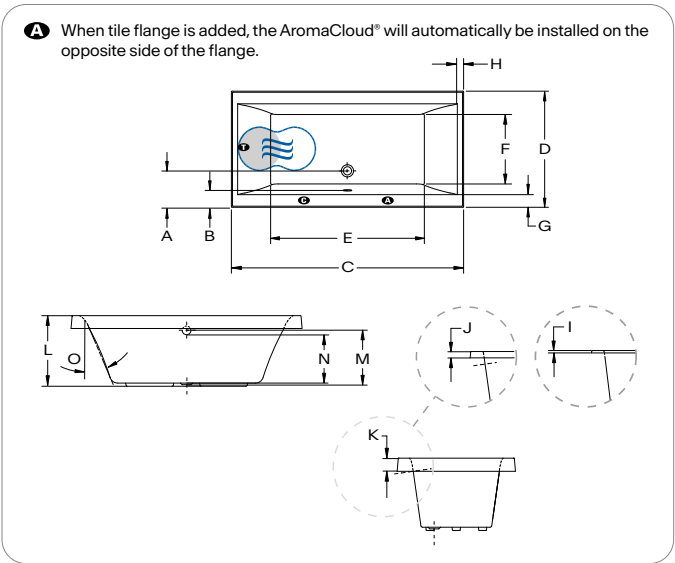
†† When ordering an AromaFlow, a ZenFlow is mandatory (Upcharge). Specify the finish of the drain.

72" x 36" x 22"



Origami®

Technical Specifications



Letter	Description	Measure
A	Outside edge to center drain	11 1/4"
B	Outside edge to overflow	4 5/8"
C	Total length (with slim deck height) Total length (with 2" deck height) Total length (with 4" deck height)	71 1/4" 71 5/8" 72"
D	Total width (with slim deck height) Total width (with 2" deck height) Total width (with 4" deck height)	35 1/4" 35 5/8" 36"
E	Bathing well length	48 1/8"
F	Bathing well width	22"
G	Deck width	4 3/8"
H	Deck width at backrest ends	1 3/4"
I	Height from bottom of deck to top deck	1/2"
J	Height from bottom of deck to top deck	2"
K	Height from bottom of deck to top deck	4"
L	Height from bottom of bath to top deck	22"
M	Height from bottom of drain to center of overflow	17 3/4"
N	Maximum water level (Drain & overflow 16" x 35") Maximum water level (Integrated drain & overflow) Maximum water level with AromaFlow	16" 17" 16 1/2"
O	Slope of backrests	24°

A AromaCloud® position **B** Control position when factory-installed (Mia® or DOT)
T Turbine position (TMU) **H** Indicates heated backrest (TMU)
S Indicates WarmTouchShell® position (Soaker)

Hot water supply required	The hot water supply should be 70% or more of the bath's total water capacity.
Turbine	Access to the pump must be at least 18" x 22". Standard connection is 20 A, 120 V, 60 Hz, dedicated line with a Ground-Fault Circuit Interrupter (GFCI). For any additional option, a second line is needed 15 A, 120 V, 60 Hz, dedicated line with a GFCI. Air vent necessary: 2" x 4" minimum.
Others	The Geysair® is located on the same side as the heated backrest. It must not be relocated. It must be connected to the hot water supply and be accessible (provide access). Optional tile flange with 2" deck height only (specify front or back). The water level will vary when an AromaFlow or an Integrated drain & overflow is installed.

Our products must be installed by certified professionals only and according to our Owner's Manual as well as federal, provincial/state and local building codes and regulations (www.bainultra.com/dealers/dealer-documentation-and-catalog).

Cutting template	# 90000047
Approx. shipping weight	137 lb
Turbine power	550 W
Air heater	600 W

Warranty

Controls-LED-Geysair*	5 years
Bath & turbine*	20 years

* Some restrictions apply | www.bainultra.com/warranty

For the installer
Scan to view
installation video
(3:20 min) →



Dimensions are subject to change; measured at external edges. Bathing well measured at air jet level. Tolerance: ±0.25" (±0.64 cm). Ensure bathtub is received prior to any construction. BainUltra® is not responsible for any preparatory work done before product arrival.

origami 7242



Product No.

Model 5" deck	TMU BOOVRI00T-XX	Soaker BOOVRI00N-XX
Model 2" deck	TMU BOOVRI20T-XX	Soaker BOOVRI20N-XX
Model Slim deck	TMU BOOVRI10T-XX	Soaker BOOVRI10N-XX

ThermoMasseur (TMU)

Air Jet System	\$7,105
Jets	44
1 heated backrest	Included
MiaPlus® Control	Included
BU-Touch Control Application <i>BUTOUCH</i>	\$495
Geysair®	Included
AromaCloud®** <i>BAROMAC</i>	\$590
AromaFlow†† <i>BAROMAF</i>	\$950
Illuzio Chromatherapy <i>BCHRO6</i>	\$995
2nd heated backrest (WTS-1 zone) <i>BSHB</i>	\$1,125

Soaker

AromaCloud®**	\$590
AromaFlow†† <i>BAROMAF</i>	\$950
Illuzio Chromatherapy <i>BCHRO6</i>	\$995
WarmTouchShell® <i>BWTS</i>	\$1,125
DOT Control	Included with therapy
2nd WarmTouchShell® <i>BWTS2</i>	\$370

Features

Installation Type	Drop-in: 1/2", 2" & 5" & Alcove (3 walls): 2"
No. of bathers 2 Imp. gallons 60 US gallons 72	
Standard Bath Color <i>p.17</i>	
<input type="radio"/> White 01 <input type="radio"/> Biscuit 02	Included

Options UPCHARGE APPLICABLE

Finish <i>p.17</i>			
UltraVelour Matte Finish (white only) <i>BVEL1</i>		\$650	
Universal Armrests <i>BGBGU-XX p.16</i>			
<input type="radio"/> White 01		\$895	
Skirt (2" deck only) <i>p.254</i>			
<input type="radio"/> White 01 <input type="radio"/> Biscuit 02		\$600	\$715
Tile Flange (with 2" deck only) (specify front or back) <i>p.15</i>			
Ordered with bath (not installed) <i>BTILEN</i>		\$79	
Factory-installed. Front <i>BTILEF</i> , Back <i>BTILEB</i> , Special installation <i>BTILEO</i>		\$155	
Bath Pillow <i>BPILLOW p.252</i>		\$240	
Drain & Overflow <i>p.14</i>			
<input type="radio"/> Chrome 07		\$205	\$235 \$260
<input type="radio"/> White 01 <input type="radio"/> Biscuit 02		\$165	\$205 \$290
<input type="radio"/> Brushed Nickel 09		\$205	\$235 \$400
<input type="radio"/> Polished Nickel 10		\$205	\$235 \$400
<input type="radio"/> Oil-rubbed Bronze 11		N/A	N/A \$400
<input type="radio"/> Matte Black 19 <input type="radio"/> Satin Brass 18		\$260	\$290 N/A
<input type="radio"/> Matte White 32		\$205	\$235 N/A
If Required by Construction Code			
Brass drain & overflow kit† <i>BDRCOB</i>		\$240	
Brass drain kit† <i>BDRCB</i>		\$60	
16" x 35" Cable driven brass drain & overflow kit <i>BOVERBR</i>		\$240	

To Order

To complete the ORDER FORM go to our Dealers Portal <https://dealersportal.bainultra.com/extranet/login> or send your order To Orderdesk@bainultra.com


- Don't forget to indicate the deck height (1/2", 2" or 4").
- Slim deck are available for Drop-in installation only.

† ZenFlow: Integrated overflow without a trim.
 ** The AromaCloud® is built into the deck (factory installed).
 † When ordered with Integrated drain & overflow.
 †† When ordering an AromaFlow, a ZenFlow is mandatory (Upcharge). Specify the finish of the drain.

72" x 42" x 22"



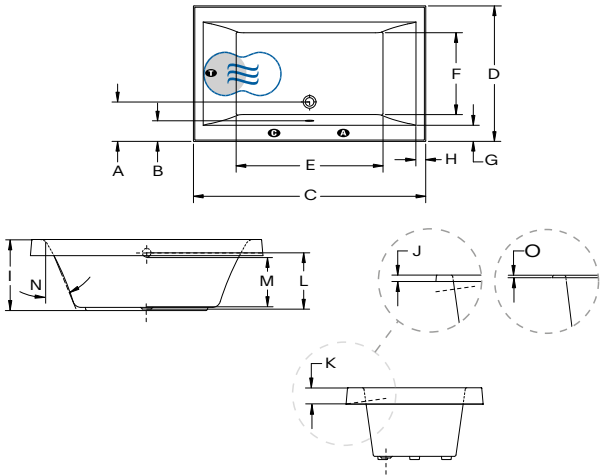
5" deck



Origami®

Technical Specifications

A When tile flange is added, the AromaCloud® will automatically be installed on the opposite side of the flange.



Letter	Description	Measure
A	Outside edge to center drain	12 1/4"
B	Outside edge to overflow	5 3/8"
C	Total length (with 1/2" deck height) Total length (with 2" deck height) Total length (with 5" deck height)	71 1/4" 71 5/8" 72 1/8"
D	Total width (with 1/2" deck height) Total width (with 2" deck height) Total width (with 5" deck height)	41 1/4" 41 5/8" 42 1/8"
E	Bathing well length	45"
F	Bathing well width	26 1/4"
G	Deck width	5 3/8"
H	Deck width at backrest ends	3"
I	Height from bottom of bath to top deck	22"
J	Height from bottom of deck to top deck	2"
K	Height from bottom of deck to top deck	5"
L	Height from bottom of drain to center of overflow	17 1/8"
M	Maximum water level (Drain & overflow 16" x 35") Maximum water level (Integrated drain & overflow) Maximum water level with AromaFlow	16" 16 3/4" 16 1/4"
N	Slope of backrests	24°
O	Height from bottom of deck to top deck	1/2"

A AromaCloud® position **C** Control position when factory-installed (Mia® or DOT)
T Turbine position (TMU) **H** Indicates heated backrest (TMU)
S Indicates WarmTouchShell® position (Soaker)

Hot water supply required	the hot water supply should be 70% or more of the bath's total water capacity.
Turbine	Access to the pump must be at least 18" x 22". Standard connection is 20 A. 120 V, 60 Hz, dedicated line with a Ground-Fault Circuit Interrupter (GFCI). For any additional option, a second line is needed 15 A. 120 V, 60 Hz, dedicated line with a GFCI. Air vent necessary: 2" x 4" minimum.
Others	The Geysair® is located on the same side as the heated backrest. It must not be relocated. It must be connected to the hot water supply and be accessible (provide access). Optional tile flange with 2" deck height only (specify front or back). The water level will vary when an AromaFlow or an Integrated drain & overflow is installed.

Our products must be installed by certified professionals only and according to our Owner's Manual as well as federal, provincial/state and local building codes and regulations (www.bainultra.com/dealers/dealer-documentation-and-catalog).

Cutting template	# 90000052
Approx. shipping weight	140 lb
Turbine power	550 W
Air heater	600 W

Warranty

Controls-LED-Geysair*	5 years
Bath & turbine*	20 years

* Some restrictions apply | www.bainultra.com/warranty

For the installer
Scan to view
installation video
(3:20 min) →



Dimensions are subject to change; measured at external edges. Bathing well measured at air jet level. Tolerance: ±0.25" (±0.64 cm). Ensure bathtub is received prior to any construction. BainUltra® is not responsible for any preparatory work done before product arrival.

scala 6638



Product No.

Model Freestanding TMU BSCMOF00T-XX Soaker BSCMOF00N-XX

ThermoMasseur (TMU)

Air Jet System

Jets	38
1 heated backrest & headrest	Included
MiaPlus® Control†††	Included
BU-Touch Control Application	Included
Geysair®	Included
AromaFlow†† BAROMAF	\$950
Illuzio Chromatherapy BCHRO6	\$995
2nd heated backrest (WTS-1 zone) BSHB	\$1,125

\$10,875

Soaker

AromaFlow†† BAROMAF	\$950
Illuzio Chromatherapy BCHRO6	\$995
WarmTouchShell® BWTS	\$1,125
DOT Control	Included with therapy
2nd WarmTouchShell® BWTS2	\$370

\$8,750

Features

Installation Type	Freestanding
No. of bathers ❷ Imp. gallons 51 US gallons 62	
Integrated Drain & Overflow — ZenFlow† BOVERINIZF-01	
○ White 01	Installed & Included
Feet (specify finish) BFEETSC-XX p.16	
● Matte Black 19 ● Satin Brass 18	Installed & Included
Standard Bath Color p.17	
○ White 01	Included

Options UPCHARGE APPLICABLE

Finish p.17		
UltraVelour Matte Finish (white only) BVEL2		\$850
Armrests (2) BGBSC-XX p.16		
○ Chrome 07 ○ Brushed Nickel 09		\$1,950
○ Polished Nickel 10		
● Matte Black 19 ● Satin Brass 18		\$1,300
Feet (specify finish) BFEETSC-XX p.16		
○ Chrome 07 ○ Brushed Nickel 09		\$1,100
○ Polished Nickel 10		
Bath Pillow BPILLOW p.252		\$240
Drain & Overflow p.14		
○ White 01	Incl.	\$40
○ Matte White 32 ○ Chrome 07		\$40
○ Brushed Nickel 09 ○ Polished Nickel 10		\$70
● Matte Black 19 ● Satin Brass 18		\$95
Island Tub Drain™*** p.15		\$125
Island tub drain™ BISLDD		\$260
Cast iron island tub drain™ BISLDDCI		\$310
If Required by Construction Code		
Brass drain & overflow kit BDRCOB		\$240
Brass drain kit BDRCB		\$60

To Order

To complete the ORDER FORM go to our Dealers Portal <https://dealersportal.bainultra.com/extranet/login> or send your order To Orderdesk@bainultra.com

❖ Don't forget that this model is available in White only. Don't forget to specify the finish of the Integrated drain & overflow, feet and armrests.

† ZenFlow: Integrated overflow without a trim.

††† Control and faucet cannot be installed on the deck of the bath.

*** An Island tub drain™ is required when there is no access under the bath.

†† When ordering an AromaFlow, specify the finish of the drain.



Armrests (2), offered in option



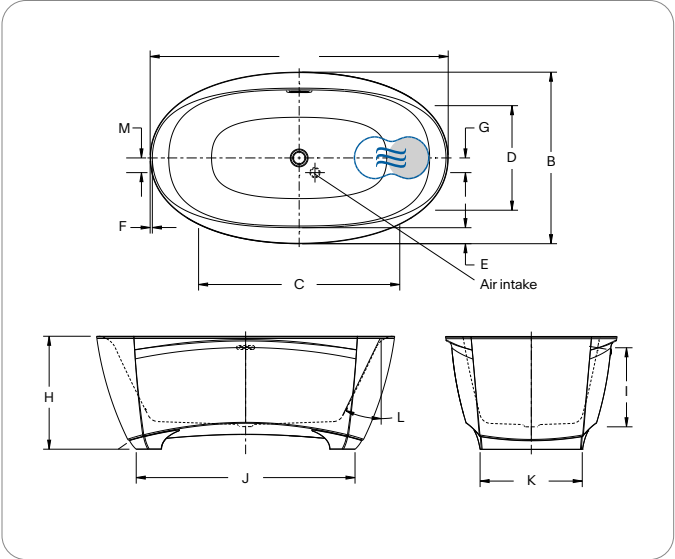
Shown with optional Armrests



Feet (shown in Satin Brass)

Scalati™

Technical Specifications



Letter	Description	Measure
A	Total length	66"
B	Total width	38"
C	Bathing well length	44 1/2"
D	Bathing well width	23 1/8"
E	Deck width at sides	3 1/2"
F	Deck width at ends	1/2"
G	Center drain to air intake	3 1/4"
H	Total height to headrest	25"
I	Maximum water level Maximum water level with AromaFlow	16 7/8" 15"
J	Base length	48 3/8"
K	Base width	22 5/8"
L	Slope of backrests	26°
M	Center drain to center air intake	3 1/4"

● Indicates heated backrest (TMU) ⊞ Indicates WarmTouchShell® position (Soaker)

Hot water supply required	The hot water supply should be 70% or more of the bath's total water capacity.
Turbine	Access to the pump must be at least 18" x 22". Standard connection is 20 A, 120 V, 60 Hz, dedicated line with a Ground-Fault Circuit Interrupter (GFCI). For any additional option, a second line is needed 15 A, 120 V, 60 Hz, dedicated line with a GFCI. Air vent necessary: 2" x 4" minimum.
Others	The Geysair® is located on the same side as the heated backrest. It must not be relocated. It must be connected to the hot water supply and be accessible (provide access). Faucet must be freestanding or wall-mounted. The turbine must be remotely installed. TMU: Control must be wall-mounted. Soaker: DOT Control will be installed on bath. The water level will be lower when an AromaFlow is installed.

Our products must be installed by certified professionals only and according to our Owner's Manual as well as federal, provincial/state and local building codes and regulations (www.bainultra.com/dealers/dealer-documentation-and-catalog).

Cutting template	# 90000077
Approx. shipping weight	250 lb
Turbine power	550 W
Air heater	600 W

Warranty

Controls-LED-Geysair*	5 years
Bath & turbine*	20 years

* Some restrictions apply | www.bainultra.com/warranty

For the installer
Scan to view
installation video
(3:20 min) →



Dimensions are subject to change; measured at external edges. Bathing well measured at air jet level. Tolerance: ±0.25" (±0.64 cm). Ensure bathtub is received prior to any construction. BainUltra® is not responsible for any preparatory work done before product arrival.

scala 7242



Product No.

Model Freestanding TMU BSCVOF00T-XX Soaker BSCVOF00N-XX

ThermoMasseur (TMU)

Air Jet System

\$11,750

Jets	41
1 heated backrest & headrest	Included
MiaPlus® Control†††	Included
BU-Touch Control Application	Included
Geysair®	Included
AromaFlow BAROMAF	\$950
Illuzio Chromatherapy BCHRO6	\$995
2nd heated backrest (WTS-1 zone) BSHB	\$1,125

Soaker

\$9,050

AromaFlow BAROMAF	\$950
Illuzio Chromatherapy BCHRO6	\$995
WarmTouchShell® BWTS	\$1,125
DOT Control	Included with therapy
2nd WarmTouchShell® BWTS2	\$370

Features

Installation Type	Freestanding
No. of bathers ♀♂ Imp. gallons 63 US gallons 76	
Integrated Drain & Overflow — ZenFlow† BOVERINIZF-01	
○ White 01	Installed & Included
Feet (specify finish) BFEETSC-XX p.16	
● Matte Black 19 ● Satin Brass 18	Installed & Included
Standard Bath Color p.17	
○ White 01	Included

Options UPCHARGE APPLICABLE

Finish p.17		
UltraVelour Matte Finish (white only) BVEL2		\$850
Armrests (2) BGBSC-XX p.16		
○ Chrome 07 ○ Brushed Nickel 09		\$1,950
○ Polished Nickel 10		
● Matte Black 19 ● Satin Brass 18		\$1,300
Feet (specify finish) BFEETSC-XX p.16		
○ Chrome 07 ○ Brushed Nickel 09		\$1,100
○ Polished Nickel 10		
Bath Pillow BPILLOW p.252		\$240
Drain & Overflow p.14		
○ White 01	Incl.	\$40
○ Matte White 32 ○ Chrome 07		\$40
○ Brushed Nickel 09 ○ Polished Nickel 10		\$70
● Matte Black 19 ● Satin Brass 18	\$95	\$125
Island Tub Drain™*** p.15		
Island tub drain™ BISLDD		\$260
Cast iron island tub drain™ BISLDDCI		\$310
If Required by Construction Code		
Brass drain & overflow kit BDRCOB		\$240
Brass drain kit BDRCB		\$60

To Order

To complete the ORDER FORM go to our Dealers Portal <https://dealersportal.bainultra.com/extranet/login> or send your order To Orderdesk@bainultra.com

⚠ Don't forget that this model is available in White only. Don't forget to specify the finish of the integrated drain & overflow, feet and armrests.

† ZenFlow: Integrated overflow without a trim.

††† Control and faucet cannot be installed on the deck of the bath.

*** An Island tub drain™ is required when there is no access under the bath.



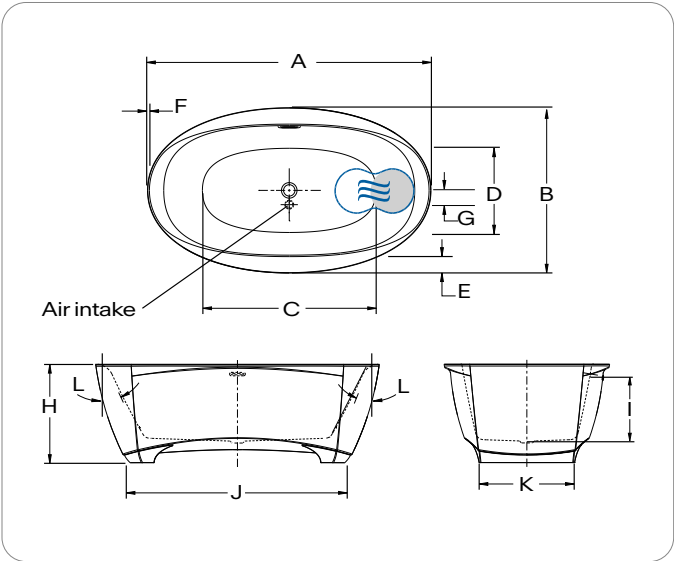
Armrests (2), offered in option



Feet (shown in Matte Black)

Scalati™

Technical Specifications



Letter	Description	Measure
A	Total length	72"
B	Total width	42"
C	Bathing well length	50"
D	Bathing well width	26 1/2"
E	Deck width at sides	4 1/8"
F	Deck width at ends	1/2"
G	Center drain to air intake	3 5/8"
H	Total height to headrest	25"
I	Maximum water level Maximum water level with AromaFlow	16 7/8" 15"
J	Base length	54 3/8"
K	Base width	24 1/8"
L	Slope of backrests	27°

● Indicates heated backrest (TMU) ⊕ Indicates WarmTouchShell® position (Soaker)

Hot water supply required	The hot water supply should be 70% or more of the bath's total water capacity.
Turbine	Access to the pump must be at least 18" x 22". Standard connection is 20 A, 120 V, 60 Hz, dedicated line with a Ground-Fault Circuit Interrupter (GFCI). For any additional option, a second line is needed 15 A, 120 V, 60 Hz, dedicated line with a GFCI. Air vent necessary: 2" x 4" minimum.
Others	The Geysair® is located on the same side as the heated backrest. It must not be relocated. It must be connected to the hot water supply and be accessible (provide access). Faucet must be freestanding or wall-mounted. The turbine must be remotely installed. TMU: Control must be wall-mounted. Soaker: DOT Control will be installed on bath. The water level will be lower when an AromaFlow is installed.

Our products must be installed by certified professionals only and according to our Owner's Manual as well as federal, provincial/state and local building codes and regulations (www.bainultra.com/dealers/dealer-documentation-and-catalog).

Cutting template	# 90000076
Approx. shipping weight	300 lb
Turbine power	550 W
Air heater	600 W

Warranty

Controls-LED-Geysair*	5 years
Bath & turbine*	20 years

* Some restrictions apply | www.bainultra.com/warranty

For the installer
Scan to view
installation video
(3:20 min) →



Dimensions are subject to change; measured at external edges. Bathing well measured at air jet level. Tolerance: ±0.25" (±0.64 cm). Ensure bathtub is received prior to any construction. BainUltra® is not responsible for any preparatory work done before product arrival.

thalassa sensation



Product No.

Model	TMU BTHACD00T-XX	Soaker BTHACD00N-XX
-------	------------------	---------------------

ThermoMasseur (TMU)

Air Jet System	\$5,100
Jets	40
1 heated backrest & headrest	Included
Mia® Control	Included
BU-Touch Control Application <i>BUTOUCH</i>	\$495
Geysair®	Included
AromaCloud®** <i>BAROMAC</i>	\$590
Illuzio Chromatherapy <i>BCHRO6</i>	\$995
2nd heated backrest (WTS-1 zone) <i>BSHB</i>	\$1,125

Soaker

AromaCloud®** <i>BAROMAC</i>	\$590
Illuzio Chromatherapy <i>BCHRO6</i>	\$995
WarmTouchShell® <i>BWTS</i>	\$1,125
DOT Control	Included with therapy
2nd WarmTouchShell® <i>BWTS2</i>	\$370

Features

Installation Type	Drop-in & Corner
No. of bathers Imp. gallons 46 US gallons 55 Grab bars (color match) 1	
Standard Bath Color <i>p.17</i>	
<input type="radio"/> White 01 <input type="radio"/> Biscuit 02	Included

Options UPCHARGE APPLICABLE

Control (TMU only) <i>p.13</i>	
MiaPlus®# <i>BMIAP1-XX</i>	\$285
Skirt SJ-3 SE <i>BSJ3-XX p.254</i>	
<input type="radio"/> White 01 <input type="radio"/> Biscuit 02	\$1,310
Clear Acrylic Grab Bars <i>BGBG10-XX p.16</i>	
<input type="radio"/> Chrome 07 or <input type="radio"/> Brushed Nickel 09 inserts	\$60
Tile Flange <i>p.15</i>	
Ordered with bath (not installed) <i>BTILEN</i>	\$79
Factory-installed. Front <i>BTILEF</i> . Special installation <i>BTILEO</i>	\$155
Bath Pillow <i>BPILLOW p.252</i>	\$240
	16" x 35" <i>BOVER16-XX</i>
Drain & Overflow <i>p.14</i>	
<input type="radio"/> Chrome 07	\$260
<input type="radio"/> White 01 <input type="radio"/> Biscuit 02	\$290
<input type="radio"/> Brushed Nickel 09	\$400
<input type="radio"/> Polished Nickel 10	\$400
<input type="radio"/> Oil-rubbed Bronze 11	\$400
If Required by Construction Code	
16" x 35" Cable driven brass drain & overflow kit <i>BOVERBR</i>	\$240

To Order

To complete the ORDER FORM go to our Dealers Portal <https://dealersportal.bainultra.com/extranet/login> or send your order To Orderdesk@bainultra.com

† ZenFlow: Integrated overflow without a trim.

** The AromaCloud® is built into the deck (factory installed).

The MiaPlus® Control is Included when purchasing Chromatherapy and/or a 2nd heated backrest on a TMU.

††† Only when ordering an AromaFlow, a ZenFlow is mandatory (Upcharge). Specify the finish of the drain.

54" x 54" x 20"

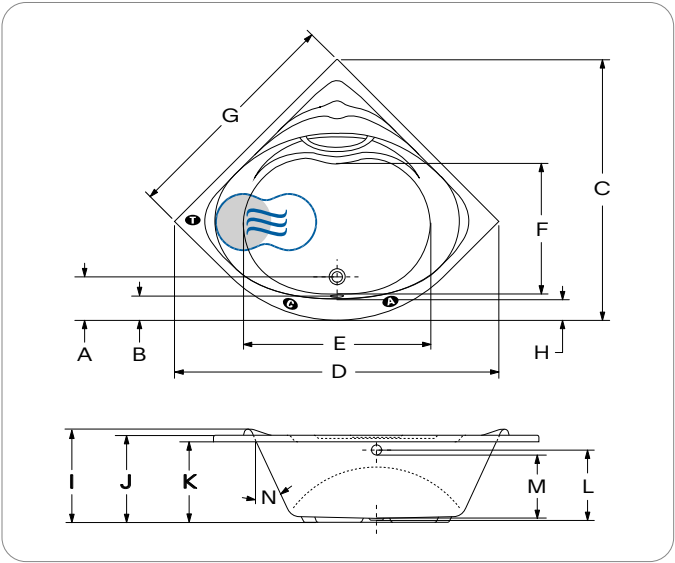


Acrylic grab bar



Thalassa™

Technical Specifications



Letter	Description	Measure
A	Outside edge to center drain	10 ½"
B	Outside edge to overflow	5 ½"
C	Total length	58 ⅞"
D	Total width	75 ⅞"
E	Bathing well length	44"
F	Bathing well width	28 ⅞"
G	Sidewall length	53 ⅞"
H	Deck width (widest point)	5 ¼"
I	Total height to raised headrest	22 ¼"
J	Height from bottom of bath to top deck	20 ¼"
K	Height from bottom of bath to bottom of deck	18 ¾"
L	Height from bottom of drain to center of overflow	15 ¾"
M	Maximum water level (Drain & overflow 16" x 35")	14"
N	Slope of backrests	21°

● AromaCloud® position ● Control position when factory-installed (Mia® or DOT)
● Turbine position (TMU) ● Indicates heated backrest (TMU)
☺ Indicates WarmTouchShell® position (Soaker)

Hot water supply required	The hot water supply should be 70% or more of the bath's total water capacity.
Turbine	Access to the pump must be at least 18" x 22". Standard connection is 20 A, 120 V, 60 Hz, dedicated line with a Ground-Fault Circuit Interrupter (GFCI). For any additional option, a second line is needed 15 A, 120 V, 60 Hz, dedicated line with a GFCI. Air vent necessary: 2" x 4" minimum.
Others	The Geysair® is located on the same side as the heated backrest. It must not be relocated. It must be connected to the hot water supply and be accessible (provide access). Optional tile flange.

Our products must be installed by certified professionals only and according to our Owner's Manual as well as federal, provincial/state and local building codes and regulations (www.bainultra.com/dealers/dealer-documentation-and-catalog).

Cutting template	# 90000014
Approx. shipping weight	135 lb
Turbine power	550 W
Air heater	600 W


Warranty

Controls-LED-Geysair*	5 years
Bath & turbine*	20 years

* Some restrictions apply | www.bainultra.com/warranty

thalassa2 6031

new



Product No.

Model Drop-in	TMU BTHCRB00T-XX	Soaker BTHCRB00N-XX
Model Alcove, Right	TMU BTHCRB0RT-XX	Soaker BTHCRB0RN-XX
Model Alcove, Left	TMU BTHCRB0LT-XX	Soaker BTHCRB0LN-XX

ThermoMasseur (TMU)

Air Jet System	\$4,795
Jets	36
1 heated backrest	Included
Mia® Control*	Included
BU-Touch Control Application <i>BUTOUCH</i>	\$495
Geysair®	Included
AromaCloud®** <i>BAROMAC</i>	\$590
Illuzio Chromatherapy <i>BCHRO6</i>	\$995

Soaker

AromaCloud®** <i>BAROMAC</i>	\$590
Illuzio Chromatherapy <i>BCHRO6</i>	\$995
WarmTouchShell® <i>BWTS</i>	\$1,125
DOT Control	Included with therapy

Features

Installation Type	Drop-in & Alcove (3 walls)
No. of bathers	2
Imp. gallons	34
US gallons	41
Armrests	2
Integrated tile flange	Included
Standard Bath Color <i>p.17</i>	
White 01	Included

Options UPCHARGE APPLICABLE

Control (TMU only) <i>p.13</i>		
MiaPlus®# <i>BMIAP1-XX</i>	\$285	
Grab Bars <i>p.16</i>	\$125	
Skirt <i>p.254</i>	Multifit <i>BSMUL-XX</i>	SJ-1 <i>BSJ1-XX</i>
White 01	\$695	\$715
Bath Pillow <i>BPILLOW p.252</i>	\$240	
Drain & Overflow <i>p.14</i>	Integrated ZenFlow† <i>BOVERINZF-XX</i>	16" x 35" <i>BOVER16-XX</i>
Chrome 07	\$205	\$260
White 01	\$165	\$290
Brushed Nickel 09	\$205	\$400
Polished Nickel 10	\$205	\$400
Oil-rubbed Bronze 11	N/A	\$400
Matte Black 19	\$260	N/A
Satin Brass 18		
If Required by Construction Code		
Brass drain & overflow kit <i>BDRCOB</i>	\$240	
Brass drain kit <i>BDRCB</i>	\$60	
16" x 35" Cable driven brass drain & overflow kit <i>BOVERBR</i>	\$240	

To Order

To complete the ORDER FORM go to our Dealers Portal <https://dealersportal.bainultra.com/extranet/login> or send your order To Orderdesk@bainultra.com

† ZenFlow: Integrated overflow without a trim.

** The AromaCloud® is built into the deck (factory installed).

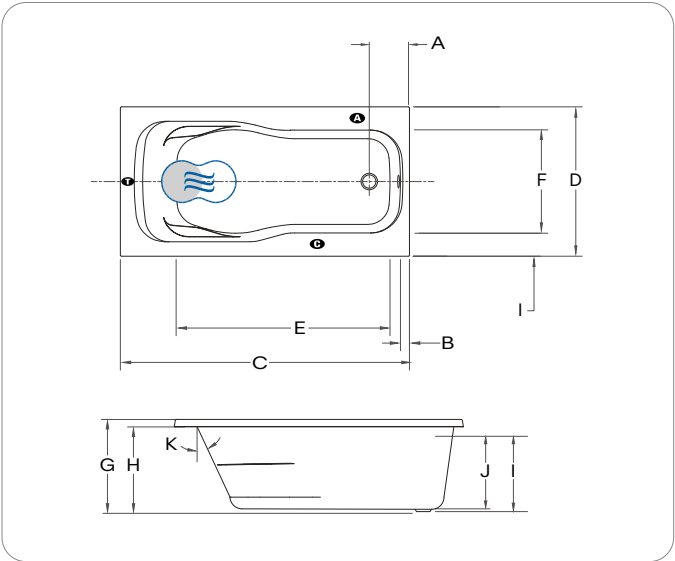
The MiaPlus® Control is Included when purchasing Chromatherapy on a TMU.

60" x 31" x 20"



Thalassa™

Technical Specifications



Letter	Description	Measure
A	Outside edge to center drain	8 3/8"
B	Outside edge to overflow	2 3/8"
C	Total length	60"
D	Total width	31"
E	Bathing well length	44 1/2"
F	Bathing well width at seat area	21 1/4"
G	Height from bottom of bath to top deck	19 1/2"
H	Height from bottom of bath to bottom of deck	18"
I	Height from bottom of drain to center of overflow	15 5/8"
J	Maximum water level (Drain & overflow 16" x 35")	13 3/4"
K	Slope of backrests	25°

Ⓐ AromaCloud® position Ⓑ Control position when factory-installed (Mia® or DOT)
Ⓘ Turbine position (TMU) ● Indicates heated backrest (TMU)
☞ Indicates WarmTouchShell® position (Soaker)

Hot water supply required	The hot water supply should be 70% or more of the bath's total water capacity.
Turbine	Access to the pump must be at least 18" x 22". Standard connection is 20 a. 120 V, 60 hz, dedicated line with a ground-fault circuit interrupter (gfc). For any additional option, a second line is needed 15 a. 120 V, 60 hz, dedicated line with a gfc. Air vent necessary: 2" x 4" minimum.
Others	The Geysair® is located on the same side as the heated backrest. It must not be relocated. It must be connected to the hot water supply and be accessible (provide access).
	There is a height difference for the integrated tile flange (see drawing Detail A). Available with or without integrated Tile Flange (specify right or left) at the same price.

Our products must be installed by certified professionals only and according to our Owner's Manual as well as federal, provincial/state and local building codes and regulations (www.bainultra.com/dealers/dealer-documentation-and-catalog).

Approx. shipping weight	104 lb
Turbine power	550 W
Air heater	600 W

Warranty

Controls-LED-Geysair*	5 years
Bath & turbine*	20 years

* Some restrictions apply | www.bainultra.com/warranty

thalassa2 6633

new

Thalassa™



Product No.

Model	TMU BTHJRBOOT-XX	Soaker BTHJRBOON-XX
-------	------------------	---------------------

ThermoMasseur (TMU)

Air Jet System	\$4,995
Jets	40
1 heated backrest	Included
Mia® Control	Included
BU-Touch Control Application <i>BUTOUCH</i>	\$495
Geysair®	Included
AromaCloud®** <i>BAROMAC</i>	\$590
Illuzio Chromatherapy <i>BCHRO6</i>	\$995

Soaker

AromaCloud®** <i>BAROMAC</i>	\$590
Illuzio Chromatherapy <i>BCHRO6</i>	\$995
WarmTouchShell® <i>BWTS</i>	\$1,125
DOT Control	Included with therapy

Features

Installation Type	Drop-in & Alcove (3 walls)
No. of bathers Imp. gallons 41 US gallons 50 Armrests 2	
Standard Bath Color <i>p.17</i>	
<input type="radio"/> White 01	Included

Options UPCHARGE APPLICABLE

Control (TMU only) p.13		
MiaPlus®# <i>BMIAP1-XX</i>	\$285	
Grab Bars p.16	\$125	
Skirt p.254	Multifit <i>BSMUL-XX</i>	SJ-1 <i>BSJ1-XX</i>
<input type="radio"/> White 01	\$695	\$715
Tile Flange p.15		
Ordered with bath (not installed) <i>BTILEN</i>	\$79	
Factory-installed. Front <i>BTILEF</i> . Special installation <i>BTILEO</i>	\$155	
Bath Pillow <i>BPILLOW</i> p.252	\$240	
Drain & Overflow p.14	Integrated ZenFlow [®] <i>BOVERINZF-XX</i>	16" x 35" <i>BOVER16-XX</i>
<input type="radio"/> Chrome 07	\$205	\$260
<input type="radio"/> White 01	\$165	\$290
<input type="radio"/> Brushed Nickel 09	\$205	\$400
<input type="radio"/> Polished Nickel 10	\$205	\$400
<input type="radio"/> Oil-rubbed Bronze 11	N/A	\$400
<input type="radio"/> Matte Black 19 <input type="radio"/> Satin Brass 18	\$260	N/A
If Required by Construction Code		
Brass drain & overflow kit <i>BDRCOB</i>	\$240	
Brass drain kit <i>BDRCB</i>	\$60	
16" x 35" Cable driven brass drain & overflow kit <i>BOVERBR</i>	\$240	

To Order

To complete the ORDER FORM go to our Dealers Portal <https://dealersportal.bainultra.com/extranet/login> or send your order To Orderdesk@bainultra.com

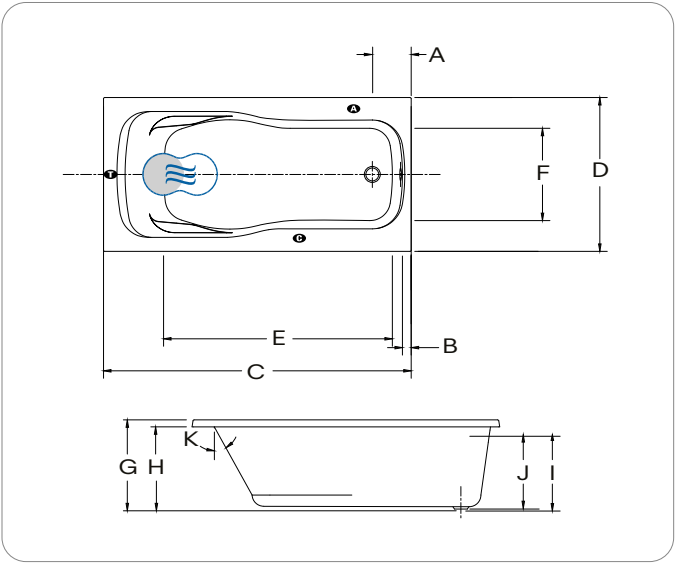
† ZenFlow: Integrated overflow without a trim.
** The AromaCloud® is built into the deck (factory installed).
The MiaPlus® Control is Included when purchasing Chromatherapy on a TMU.

66" x 33" x 20"



Shown with optional Grab bars

Technical Specifications



Letter	Description	Measure
A	Outside edge to center drain	8"
B	Outside edge to overflow	2 ¼"
C	Total length	65 ¾"
D	Total width	33"
E	Bathing well length	49"
F	Bathing well width	23"
G	Height from bottom of bath to top deck	19 ½"
H	Height from bottom of bath to bottom of deck	18"
I	Height from bottom of drain to center of overflow	15 ¾"
J	Maximum water level (Drain & overflow 16" x 35")	13 ¾"
K	Slope of backrest	29°
Ⓐ AromaCloud® position Ⓔ Control position when factory-installed (Mia® or DOT)		
Ⓘ Turbine position (TMU) ● Indicates heated backrest (TMU)		
Ⓢ Indicates WarmTouchShell® position (Soaker)		

Hot water supply required	the hot water supply should be 70% or more of the bath's total water capacity.
Turbine	Access to the pump must be at least 18" x 22". Standard connection is 20 a. 120 V, 60 hz, dedicated line with a ground-fault circuit interrupter (gfc). For any additional option, a second line is needed 15 a. 120 V, 60 hz, dedicated line with a gfc. Air vent necessary: 2" x 4" minimum.
Others	The Geysair® is located on the same side as the heated backrest. It must not be relocated. It must be connected to the hot water supply and be accessible (provide access).
Optional Tile Flange (specify right or left).	

Our products must be installed by certified professionals only and according to our Owner's Manual as well as federal, provincial/state and local building codes and regulations (www.bainultra.com/dealers/dealer-documentation-and-catalog).

Approx. shipping weight	126 lb
Turbine power	550 W
Air heater	600 W

Warranty

Controls-LED-Geysair*	5 years
Bath & turbine*	20 years

* Some restrictions apply | www.bainultra.com/warranty

Dimensions are subject to change; measured at external edges. Bathing well measured at air jet level. Tolerance: ±0.25" (±0.64 cm). Ensure bathtub is received prior to any construction. BainUltra® is not responsible for any preparatory work done before product arrival.

thalassa2 7233

new

Thalassa™



Product No.

Model	TMU BTHRRB00T-XX	Soaker BTHRRB00N-XX
-------	------------------	---------------------

ThermoMasseur (TMU)

Air Jet System	\$5,195
Jets	46
1 heated backrest	Included
Mia® Control	Included
BU-Touch Control Application BUTOUCH	\$495
Geysair®	Included
AromaCloud®** BAROMAC	\$590
Illuzio Chromatherapy BCHRO6	\$995

Soaker

AromaCloud®** BAROMAC	\$590
Illuzio Chromatherapy BCHRO6	\$995
WarmTouchShell® BWTS	\$1,125
DOT Control	Included with therapy

Features

Installation Type	Drop-in & Alcove (3 walls)
No. of bathers ½ Imp. gallons 47 US gallons 56 Armrests 2	
Standard Bath Color p.17	
○ White 01	Included

Options UPCHARGE APPLICABLE

Control (TMU only) p.13		
MiaPlus®# BMIAP1-XX	\$285	
Grab Bars p.16	\$125	
Skirt p.254	Multifit BSMUL-XX	SJ-1 BSJ1-XX
○ White 01	\$695	\$715
Tile Flange (specify left or right) p.15		
Ordered with bath (not installed) BTILEN	\$79	
Factory-installed. Right BTILER, Left BTILEL, Special installation BTILEO	\$155	
Bath Pillow BPILLOW p.252	\$240	
Drain & Overflow p.14	Integrated ZenFlow¹ BOVERINZF-XX	16" x 35" BOVER16-XX
○ Chrome 07	\$205	\$260
○ White 01	\$165	\$290
○ Brushed Nickel 09	\$205	\$400
○ Polished Nickel 10	\$205	\$400
○ Oil-rubbed Bronze 11	N/A	\$400
○ Matte Black 19	\$260	N/A
○ Satin Brass 18		
If Required by Construction Code		
Brass drain & overflow kit BDRCOB	\$240	
Brass drain kit BDRCB	\$60	
16" x 35" Cable driven brass drain & overflow kit BOVERBR	\$240	

To Order

To complete the ORDER FORM go to our Dealers Portal <https://dealersportal.bainultra.com/extranet/login> or send your order To Orderdesk@bainultra.com

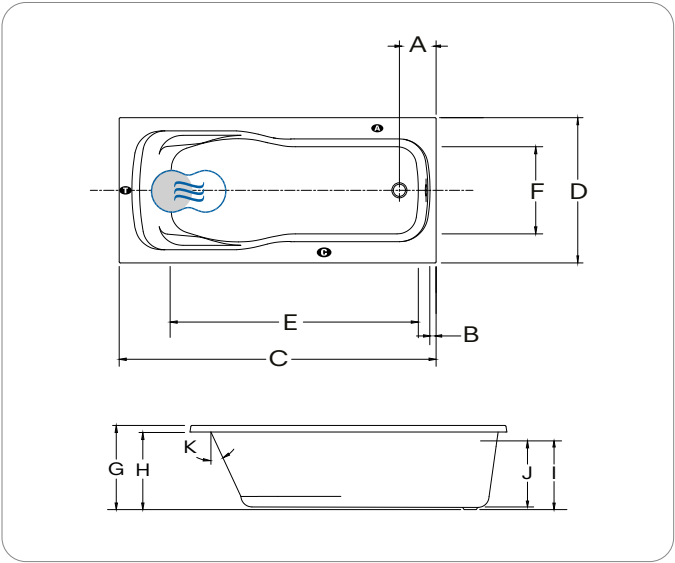
† ZenFlow: Integrated overflow without a trim.
** The AromaCloud® is built into the deck (factory installed).
The MiaPlus® Control is Included when purchasing Chromatherapy on a TMU.

72" x 33" x 20"



Thalassa™

Technical Specifications



Letter	Description	Measure
A	Outside edge to center drain	8"
B	Outside edge to overflow	2 ¼"
C	Total length	71 ¾"
D	Total width	33"
E	Bathing well length	56 ¼"
F	Bathing well width at seat area	23 ¼"
G	Height from bottom of bath to top deck	19 ½"
H	Height from bottom of bath to bottom of deck	18"
I	Height from bottom of drain to center of overflow	15 ¾"
J	Maximum water level (Drain & overflow 16" x 35")	13 ⅞"
K	Slope of backrests	25°
Ⓐ AromaCloud® position Ⓒ Control position when factory-installed (Mia® or DOT)		
Ⓘ Turbine position (TMU) ● Indicates heated backrest (TMU)		
☞ Indicates WarmTouchShell® position (Soaker)		

Hot water supply required	The hot water supply should be 70% or more of the bath's total water capacity.
Turbine	Access to the pump must be at least 18" x 22". Standard connection is 20 A, 120 V, 60 Hz, dedicated line with a ground-fault circuit interrupter (GFCI). For any additional option, a second line is needed 15 A, 120 V, 60Hz, dedicated line with a GFCI. Air vent necessary: 2" x 4" minimum.
Others	The Geysair® is located on the same side as the heated backrest. It must not be relocated. It must be connected to the hot water supply and be accessible (provide access).
Optional Tile Flange (specify right or left).	

Our products must be installed by certified professionals only and according to our Owner's Manual as well as federal, provincial/state and local building codes and regulations (www.bainultra.com/dealers/dealer-documentation-and-catalog).

Approx. shipping weight	133 lb
Turbine power	550 W
Air heater	600 W


Warranty

Controls–LED–Geysair*	5 years
Bath & turbine*	20 years

* Some restrictions apply | www.bainultra.com/warranty

Dimensions are subject to change; measured at external edges. Bathing well measured at air jet level. Tolerance: ±0.25" (±0.64 cm). Ensure bathtub is received prior to any construction. BainUltra® is not responsible for any preparatory work done before product arrival.

vibe 5828



Product No.

Model Freestanding TMU BVICRFOOT-XX Soaker BVICRFOON-XX

ThermoMasseur (TMU)

Air Jet System

\$8,655

Jets	40
1 heated backrest	Included
MiaPlus® Control ^{†††}	Included
BU-Touch Control Application <i>BUTOUCH</i>	\$495
Geysair®	Included
Illuzio Chromatherapy <i>BCHRO6</i>	\$995

Soaker

\$6,430

Illuzio Chromatherapy <i>BCHRO6</i>	\$995
WarmTouchShell® <i>BWTS</i>	\$1,125
DOT Control	Included with therapy

Features

Installation Type	Freestanding
No. of bathers ♀ Imp. gallons 36 US gallons 44	
Integrated Drain & Overflow — ZenFlow [†] <i>BOVERINIZF-01</i>	
○ White 01	Installed & Included
Standard Bath Color <i>p.17</i>	
○ White 01	Included

Options UPCHARGE APPLICABLE

Bath Color <i>p.17</i>		
Black / White 66		\$475
Finish <i>p.17</i>		
UltraVelour Matte Finish (white only) <i>BVEL2</i>		\$850
Universal Armrests <i>BGBGU-XX p.16</i>		
○ White 01		\$895
Bath Pillow <i>BPILOW p.252</i>		\$240
	Integrated ZenFlow [†] <i>BOVERINZF-XX</i>	Integrated with trim <i>BOVERIN-XX</i>
Drain & Overflow <i>p.14</i>		
○ White 01		Incl. \$40
○ Matte White 32	○ Chrome 07	\$40 \$70
○ Brushed Nickel 09	○ Polished Nickel 10	
○ Matte Black 19	○ Satin Brass 18	\$95 \$125
Island Tub Drain™*** <i>p.15</i>		
Island tub drain™ <i>BISLDD</i>		\$260
Cast iron island tub drain™ <i>BISLDDCI</i>		\$310
If Required by Construction Code		
Brass drain & overflow Kit <i>BDRCOB</i>		\$240
Brass drain kit <i>BDRCB</i>		\$60

To Order

To complete the ORDER FORM go to our Dealers Portal <https://dealersportal.bainultra.com/extranet/login> or send your order To Orderdesk@bainultra.com


♀ Don't forget to specify the finish of the Integrated drain & overflow.

[†] ZenFlow: Integrated overflow without a trim.

^{†††} Control must be wall-mounted. Faucets must be freestanding or wall-mounted.

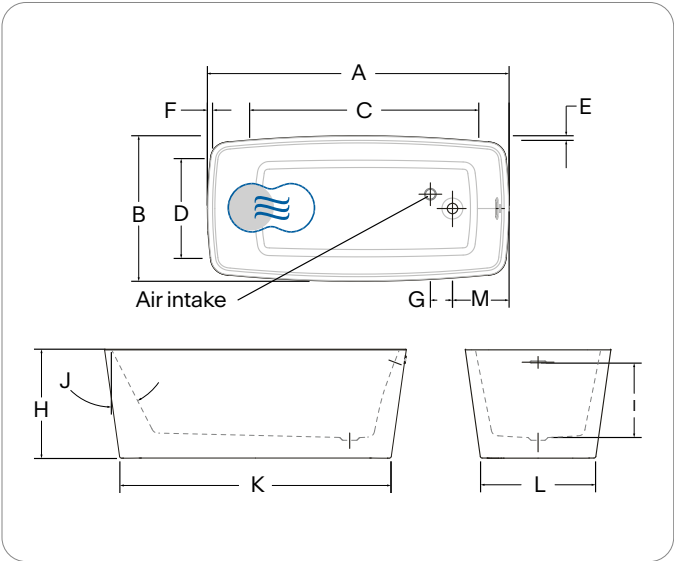
^{***} An Island tub drain™ is required when there is no access under the bath.

Freestanding
58" x 28" x 21"



Vibe 5828 with optional universal armrests

Technical Specifications



Letter	Description	Measure
A	Total length	58"
B	Total width	28"
C	Bathing well length	44"
D	Bathing well width	19 1/8"
E	Deck width	7/8"
F	Deck width at headrest	1"
G	Center drain to air intake	4 1/4"
H	Total height	21"
I	Maximum water level	14 3/8"
J	Slope of backrest	27°
K	Base length	52 1/8"
L	Base width	22 1/8"
M	Outer edge to center of drain	10 1/8"

● Indicates heated backrest (TMU) ⊕ Indicates WarmTouchShell® position (Soaker)

Hot water supply required	The hot water supply should be 70% or more of the bath's total water capacity.
Turbine	Access to the pump must be at least 18" x 22". Standard connection is 20 A, 120 V, 60 Hz, dedicated line with a Ground-Fault Circuit Interrupter (GFCI). For any additional option, a second line is needed 15 A, 120 V, 60 Hz, dedicated line with a GFCI. Air vent necessary: 2" x 4" minimum.
Others	The Geysair® is located on the same side as the heated backrest. It must not be relocated. It must be connected to the hot water supply and be accessible (provide access). Faucet must be freestanding or wall-mounted. The turbine must be remotely installed. Controls cannot be installed on the deck of the bath.

Our products must be installed by certified professionals only and according to our Owner's Manual as well as federal, provincial/state and local building codes and regulations (www.bainultra.com/dealers/dealer-documentation-and-catalog).

Cutting template	# 90000078
Approx. shipping weight	225 lb
Turbine power	550 W
Air heater	600 W

Warranty

Controls-LED-Geysair*	5 years
Bath & turbine*	20 years

* Some restrictions apply | www.bainultra.com/warranty

For the installer
Scan to view
installation video
(3:20 min) →



Dimensions are subject to change; measured at external edges. Bathing well measured at air jet level. Tolerance: ±0.25" (±0.64 cm). Ensure bathtub is received prior to any construction. BainUltra® is not responsible for any preparatory work done before product arrival.

vibe back to wall 5828



Product No.

Model BTW, Left	TMU BVBCHWOLT-XX	Soaker BVBCHWOLN-XX
Model BTW, Right	TMU BVBCHWORT-XX	Soaker BVBCHWORN-XX

Model Front overflow - Left	TMU BVFCHWOLT-XX	Soaker BVFCHWOLN-XX
Model Front overflow - Right	TMU BVFCHWORT-XX	Soaker BVFCHWORN-XX

ThermoMasseur (TMU)

Air Jet System

Jets	40
1 heated backrest	Included
MiaPlus® Control ^{†††}	Included
BU-Touch Control Application <i>BUTOUCH</i>	\$495
Geysair®	Included
Illuzio Chromatherapy <i>BCHRO6</i>	\$995

Soaker

Illuzio Chromatherapy <i>BCHRO6</i>	\$995
WarmTouchShell® <i>BWTS</i>	\$1,125
DOT Control	Included with therapy

Features

Installation Type	Freestanding
No. of bathers	2
Imp. gallons	36
US gallons	44
Integrated Drain & Overflow — ZenFlow [†] <i>BOVERINIZF-01</i>	
White 01	Installed & Included
Standard Bath Color <i>p.17</i>	
White 01	Included

Options UPCHARGE APPLICABLE

Bath Color <i>p.17</i>		
Black / White 66		\$475
Finish <i>p.17</i>		
UltraVelour Matte Finish (white only) <i>BVEL2</i>		\$850
Universal Armrests <i>BGBGU-XX p.16</i>		
White 01		\$895
Bath Pillow <i>BPILLOW p.252</i>		\$240
Drain & Overflow <i>p.14</i>	Integrated ZenFlow [†] <i>BOVERINZF-XX</i>	Integrated with trim <i>BOVERIN-XX</i>
White 01	Incl.	\$40
Matte White 32	Chrome 07	\$40
Brushed Nickel 09	Polished Nickel 10	\$70
Matte Black 19	Satin Brass 18	\$95
Island Tub Drain™ ^{***} <i>p.15</i>		
Island tub drain™ <i>BISLDD</i>		\$260
Cast iron island tub drain™ <i>BISLDDCI</i>		\$310
If Required by Construction Code		
Brass drain & overflow kit <i>BDRCOB</i>		\$240
Brass drain kit <i>BDRCB</i>		\$60

To Order

To complete the ORDER FORM go to our Dealers Portal <https://dealersportal.bainultra.com/extranet/login> or send your order To Orderdesk@bainultra.com

☛ Don't forget to specify the finish of the Integrated drain & overflow.

[†] ZenFlow: Integrated overflow without a trim.


^{†††} Control must be wall-mounted. Faucets must be freestanding or wall-mounted.

^{***} An Island tub drain™ is required when there is no access under the bath.

Freestanding
58" x 28" x 21"

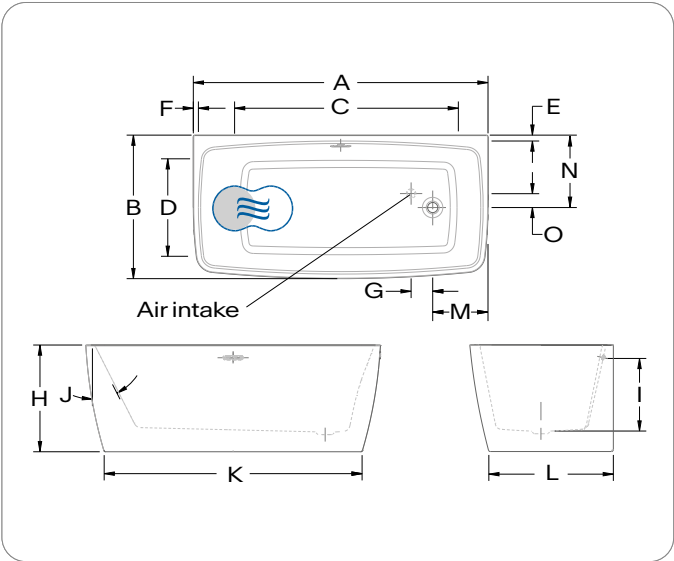


Front overflow, Right



BTW, Right

Technical Specifications



Letter	Description	Measure
A	Total length	58"
B	Total width	28 ¼"
C	Bathing well length	44"
D	Bathing well width	19 ⅙"
E	Deck width to wall	1 ⅞"
F	Deck width at headrest	1"
G	Center drain to air intake	4 ¼"
H	Total height	21"
I	Maximum water level	14 ⅝"
J	Slope of backrest	27°
K	Base length	50 ¾"
L	Base width	24 ½"
M	Outside edge to center bath drain	10 ⅞"
N	Outside edge (wall) to center bath drain	14 ¼"
O	Center drain to center air intake	2 ¾"

● Indicates heated backrest (TMU) ☒ Indicates WarmTouchShell® position (Soaker)

Hot water supply required	the hot water supply should be 70% or more of the bath's total water capacity.
Turbine	Access to the pump must be at least 18" x 22". Standard connection is 20 A. 120 V, 60 Hz, dedicated line with a Ground-Fault Circuit Interrupter (GFCI). For any additional option, a second line is needed 15 A. 120 V, 60 Hz, dedicated line with a GFCI. Air vent necessary: 2" x 4" minimum.
Others	The geysair® is located on the same side as the heated backrest. It must not be relocated. It must be connected to the hot water supply and be accessible (provide access). Faucet must be freestanding or wall-mounted. The turbine must be remotely installed. Controls cannot be installed on the deck of the bath.

Our products must be installed by certified professionals only and according to our Owner's Manual as well as federal, provincial/state and local building codes and regulations (www.bainultra.com/dealers/dealer-documentation-and-catalog).

Cutting template	# 90000079
Approx. shipping weight	225 lb
Turbine power	550 W
Air heater	600 W

Warranty

Controls-LED-Geysair*	5 years
Bath & turbine*	20 years

* Some restrictions apply | www.bainultra.com/warranty

For the installer
Scan to view
installation video
(3:20 min) →



Dimensions are subject to change; measured at external edges. Bathing well measured at air jet level. Tolerance: ±0.25" (±0.64 cm). Ensure bathtub is received prior to any construction. BainUltra® is not responsible for any preparatory work done before product arrival.

vibe oval 5830



Product No.

Model Freestanding TMU BVIAOF00T-XX Soaker BVIAOF00N-XX

ThermoMasseur (TMU)

Air Jet System

\$8,655

Jets	35
1 heated backrest	Included
MiaPlus® Control*	Included
BU-Touch Control Application <i>BUTOUCH</i>	\$495
Geysair®	Included
Illuzio Chromatherapy <i>BCHRO6</i>	\$995

Soaker

\$6,430

Illuzio Chromatherapy <i>BCHRO6</i>	\$995
WarmTouchShell® <i>BWTS</i>	\$1,125
DOT Control	Included with therapy

Features

Installation Type	Freestanding
No. of bathers ♀ Imp. gallons 34 US gallons 40	
Integrated Drain & Overflow — ZenFlow† <i>BOVERINIZF-01</i>	
○ White 01	Installed & Included
Standard Bath Color p.17	
○ White 01	Included

Options UPCHARGE APPLICABLE

Bath Color p.17		
☑ Black / White 66		\$475
Finish p.17		
UltraVelour Matte Finish (white only) <i>BVEL2</i>		\$850
Universal Armrests <i>BGBGU-XX</i> p.16		
○ White 01		\$895
Bath Pillow <i>BPILLOW</i> p.252		\$240
	Integrated ZenFlow† <i>BOVERINZF-XX</i>	Integrated with trim <i>BOVERIN-XX</i>
Drain & Overflow p.14		
○ White 01		Incl. \$40
○ Matte White 32	○ Chrome 07	\$40 \$70
○ Brushed Nickel 09	○ Polished Nickel 10	
● Matte Black 19	● Satin Brass 18	\$95 \$125
Island Tub Drain™*** p.15		
Island tub drain™ <i>BISLDD</i>		\$260
Cast iron island tub drain™ <i>BISLDDCI</i>		\$310
If Required by Construction Code		
Brass drain & overflow Kit <i>BDRCOB</i>		\$240
Brass drain kit <i>BDRCB</i>		\$60

To Order

To complete the ORDER FORM go to our Dealers Portal <https://dealersportal.bainultra.com/extranet/login> or send your order To Orderdesk@bainultra.com


♀ Don't forget to specify the finish of the Integrated drain & overflow.

† ZenFlow: Integrated overflow without a trim.

*** Control must be wall-mounted. Faucets must be freestanding or wall-mounted.

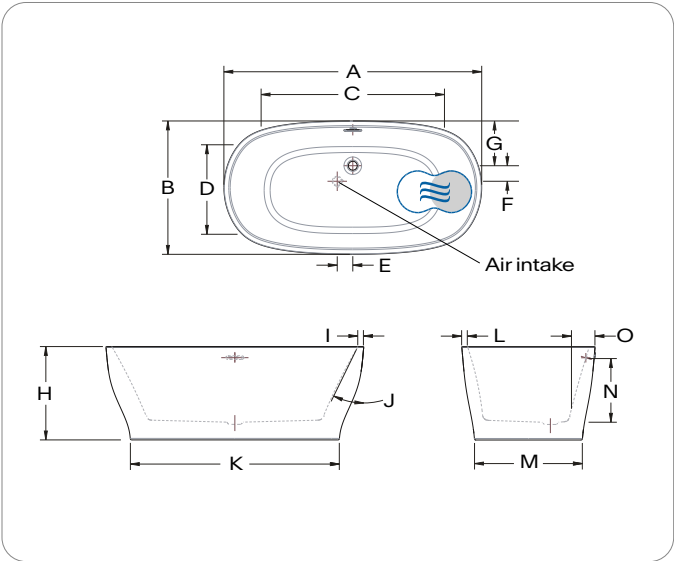
*** An Island tub drain™ is required when there is no access under the bath.

Freestanding
58" x 30" x 21"



Vibe®

Technical Specifications



Letter	Description	Measure
A	Total length	58"
B	Total width	30"
C	Bathing well length	41 ¼"
D	Bathing well width	20 ⅛"
E	Center of air intake to center of drain (front)	3 ½"
F	Center of air intake to center of drain (side)	3 ½"
G	Outer edge to center of drain	10 ⅞"
H	Total height	21"
I	Deck width at headrest	1 ⅜"
J	Slope of backrest	26°
K	Base length	47"
L	Deck width	1 ⅜"
M	Base width	24 ¼"
N	Maximum water level	14 ⅜"
O	Minimum spout reach	5 ¾"

● Indicates heated backrest (TMU) ☞ Indicates WarmTouchShell® position (Soaker)

Hot water supply required	The hot water supply should be 70% or more of the bath's total water capacity.
Turbine	Access to the pump must be at least 18" x 22". Standard connection is 20 A, 120 V, 60 Hz, dedicated line with a Ground-Fault Circuit Interrupter (GFCI). For any additional option, a second line is needed 15 A, 120 V, 60 Hz, dedicated line with a GFCI. Air vent necessary: 2" x 4" minimum.
Others	The Geysair® is located on the same side as the heated backrest. It must not be relocated. It must be connected to the hot water supply and be accessible (provide access). Faucet must be freestanding or wall-mounted. The turbine must be remotely installed. Controls cannot be installed on the deck of the bath.

Our products must be installed by certified professionals only and according to our Owner's Manual as well as federal, provincial/state and local building codes and regulations (www.bainultra.com/dealers/dealer-documentation-and-catalog).

Cutting template	# 90000080
Approx. shipping weight	225 lb
Turbine power	550 W
Air heater	600 W

Warranty

Controls-LED-Geysair*	5 years
Bath & turbine*	20 years

* Some restrictions apply | www.bainultra.com/warranty

For the installer
Scan to view
installation video
(3:20 min) →



Dimensions are subject to change; measured at external edges. Bathing well measured at air jet level. Tolerance: ±0.25" (±0.64 cm). Ensure bathtub is received prior to any construction. BainUltra® is not responsible for any preparatory work done before product arrival.

vibe 6030



Product No.

Model Drop-in Standard 1½" deck	TMU BVIBRD00T-XX	Soaker BVIBRD00N-XX
Model Alcove, L Standard 1½" deck	TMU BVIBRBOLT-XX	Soaker BVIBRBOLN-XX
Model Alcove, R Standard 1½" deck	TMU BVIBRBORT-XX	Soaker BVIBRBORN-XX

ThermoMasseur (TMU)

Air Jet System	\$4,895
Jets	40
1 heated backrest	Included
MiaPlus® Control	Included
BU-Touch Control Application <i>BUTOUCH</i>	\$495
Geysair®	Included
Illuzio Chromatherapy <i>BCHRO6</i>	\$995

Soaker

Illuzio Chromatherapy <i>BCHRO6</i>	\$995
WarmTouchShell® <i>BWTS</i>	\$1,125
DOT Control	Included with therapy

Features

Installation Type	Drop-in, Undermount & Alcove (3 walls)
No. of bathers	2
Imp. gallons	36
US gallons	44
Integrated tile flange	Included
Integrated Drain & Overflow — ZenFlow† <i>BOVERINIZF-XX</i>	
White 01 Biscuit 02	Installed & Included
Standard Bath Color <i>p.17</i>	
White 01 Biscuit 02	Included

Model Slim deck	TMU BVIBRD10T-XX	Soaker BVIBRD10N-XX
Model Slim deck, Left	TMU BVIBRB1LT-XX	Soaker BVIBRB1LN-XX
Model Slim deck, Right	TMU BVIBRB1RT-XX	Soaker BVIBRB1RN-XX

Options UPCHARGE APPLICABLE

Finish <i>p.17</i>		
UltraVelour Matte Finish (white only) <i>BVEL2</i>		\$650
Universal Armrests <i>BGBGU-XX p.16</i>		
White 01		\$895
Skirt Multifit (standard 1½" deck only) <i>BSMUL-XX p.254</i>		
White 01 Biscuit 02		\$600
Bath Pillow <i>BPILLOW p.252</i>		\$240
Drain & Overflow <i>p.14</i>		
White 01 Biscuit 02	Incl.	\$40
Matte White 32 Chrome 07		\$40 \$70
Brushed Nickel 09 Polished Nickel 10		
Matte Black 19 Satin Brass 18		\$95 \$125
If Required by Construction Code		
Brass drain & overflow kit <i>BDRCOB</i>		\$240
Brass drain kit <i>BDRCB</i>		\$60

To Order

To complete the ORDER FORM go to our Dealers Portal <https://dealersportal.bainultra.com/extranet/login> or send your order To Orderdesk@bainultra.com

Don't forget that an integrated tile flange is available at no extra cost. You must specify drain position (right or left). With the control on the deck, a complete shower door cannot be installed.

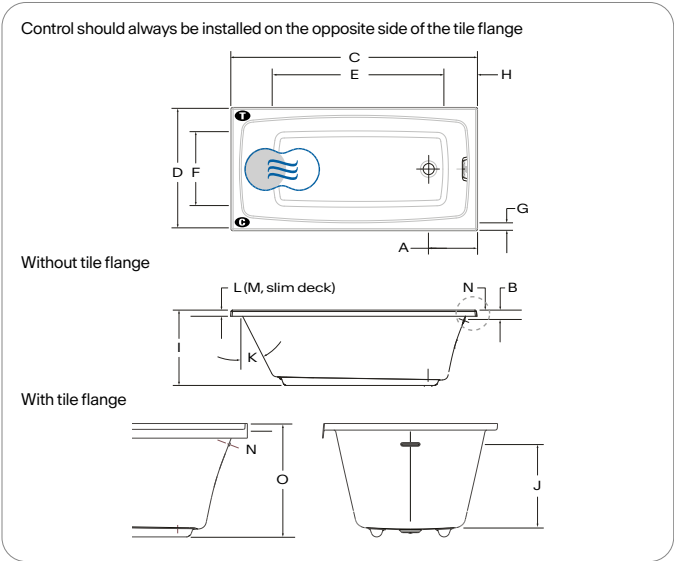
Don't forget to specify the finish of the Integrated drain & overflow. Don't forget to specify the deck height (½" or 1½").

Freestanding
60" x 30" x 19"



Vibe®

Technical Specifications



Letter	Description	Measure
A	Outside edge to center drain	10 7/8"
B	Outside edge to center of overflow	2 1/2"
C	Total length	60"
D	Total width	30"
E	Bathing well length	44"
F	Bathing well width	19 1/8"
G	Deck width	1 7/8"
H	Deck width at drain end	2"
I	Height from bottom of bath to top deck	18 1/2"
J	Maximum water level	14 5/16"
K	Slope of backrest	27°
L	Height from bottom of deck to top std deck	1 1/2"
M	Height from bottom of deck to top slim deck	1/2"
N	Tile flange height	1"
O	Height of bath from bottom of bath to top of tile flange	19 1/2"

● Control position when factory-installed (Mia® or DOT) ● Turbine position (TMU)
● Indicates heated backrest (TMU) ● Indicates WarmTouchShell® position (Soaker)

Hot water supply required	The hot water supply should be 70% or more of the bath's total water capacity.
Turbine	Access to the pump must be at least 18" x 22". Standard connection is 20 A, 120 V, 60 Hz, dedicated line with a Ground-Fault Circuit Interrupter (GFCI). For any additional option, a second line is needed 15 A, 120 V, 60 Hz, dedicated line with a GFCI. Air vent necessary: 2" x 4" minimum.
Others	The Geysair® is located on the same side as the heated backrest. It must not be relocated. It must be connected to the hot water supply and be accessible (provide access).
	Turbine must be remotely installed in certain conditions. Integrated tile flange is included (specify right or left).

Our products must be installed by certified professionals only and according to our Owner's Manual as well as federal, provincial/state and local building codes and regulations (www.bainultra.com/dealers/dealer-documentation-and-catalog).

Cutting template	# 90000078
Approx. shipping weight	200 lb
Turbine power	550 W
Air heater	600 W

Warranty

Controls-LED-Geysair*	5 years
Bath & turbine*	20 years

* Some restrictions apply | www.bainultra.com/warranty

vibe design 6033



Product No.

Model Freestanding TMU BVDEOF00T-XX Soaker BVDEOF00N-XX

ThermoMasseur (TMU)

Air Jet System

\$8,655

Jets	35
1 heated backrest	Included
MiaPlus® Control ^{†††}	Included
BU-Touch Control Application <i>BUTOUCH</i>	\$495
Geysair®	Included
Illuzio Chromatherapy <i>BCHRO6</i>	\$995

Soaker

\$6,430

Illuzio Chromatherapy <i>BCHRO6</i>	\$995
WarmTouchShell® <i>BWTS</i>	\$1,125
DOT Control	Included with therapy

Features

Installation Type	Freestanding
No. of bathers ♀ Imp. gallons 33 US gallons 40	
Integrated Drain & Overflow — ZenFlow [†] <i>BOVERINIZF-01</i>	
○ White 01	Installed & Included
Standard Bath Color p.17	
○ White 01	Included

Options UPCHARGE APPLICABLE

Bath Color p.17		
☑ Black / White 66		\$475
Finish p.17		
UltraVelour Matte Finish (white only) <i>BVEL2</i>		\$850
Universal Armrests <i>BGBGU-XX</i> p.16		
○ White 01		\$895
Bath Pillow <i>BPILLOW</i> p.252		\$240
	Integrated ZenFlow [†] <i>BOVERINZF-XX</i>	Integrated with trim <i>BOVERIN-XX</i>
Drain & Overflow p.14		
○ White 01		Incl. \$40
○ Matte White 32	○ Chrome 07	\$40 \$70
○ Brushed Nickel 09	○ Polished Nickel 10	
○ Matte Black 19	○ Satin Brass 18	\$95 \$125
Island Tub Drain™*** p.15		
Island tub drain™ <i>BISLDD</i>		\$260
Cast iron island tub drain™ <i>BISLDDCI</i>		\$310
If Required by Construction Code		
Brass drain & overflow Kit <i>BDRCOB</i>		\$240
Brass drain kit <i>BDRCB</i>		\$60

To Order

To complete the ORDER FORM go to our Dealers Portal <https://dealersportal.bainultra.com/extranet/login> or send your order To Orderdesk@bainultra.com


♀ Don't forget to specify the finish of the Integrated drain & overflow.

[†] ZenFlow: Integrated overflow without a trim.

^{†††} Control must be wall-mounted. Faucets must be freestanding or wall-mounted.

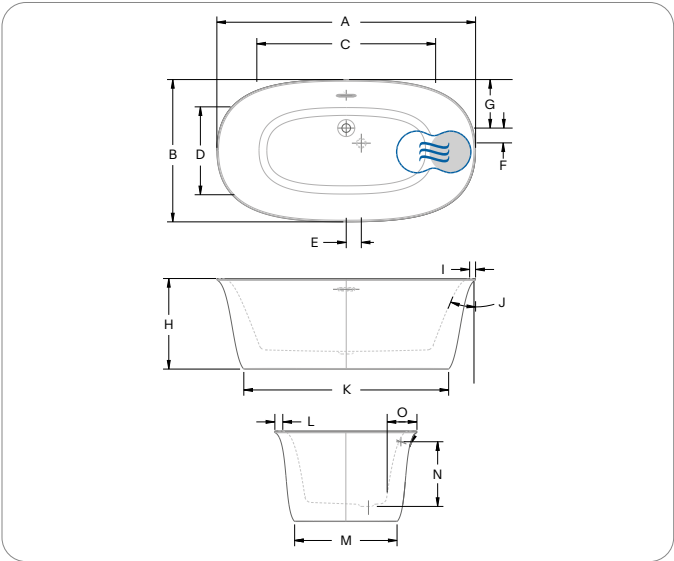
^{***} An Island tub drain™ is required when there is no access under the bath.

Freestanding
60" x 33" x 21"



Vibe®

Technical Specifications



Letter	Description	Measure
A	Total length	60"
B	Total width	33"
C	Bathing well length	41 1/2"
D	Bathing well width	20 3/8"
E	Center of air intake to center of drain (front)	3 1/2"
F	Center of air intake to center of drain (side)	3 1/2"
G	Outer edge to center of drain	11 1/4"
H	Total height	21"
I	Deck width at headrest	2 1/2"
J	Slope of backrests	22°
K	Base length	47 1/2"
L	Deck width	2"
M	Base width	23 3/4"
N	Maximum water level	14 5/16"
O	Minimum spout reach	6 1/2"

● Indicates heated backrest (TMU) ⊕ Indicates WarmTouchShell® position (Soaker)

Hot water supply required	The hot water supply should be 70% or more of the bath's total water capacity.
Turbine	Access to the pump must be at least 18" x 22". Standard connection is 20 A, 120 V, 60 Hz, dedicated line with a Ground-Fault Circuit Interrupter (GFCI). For any additional option, a second line is needed 15 A, 120 V, 60 Hz, dedicated line with a GFCI. Air vent necessary: 2" x 4" minimum.
Others	The Geysair® is located on the same side as the heated backrest. It must not be relocated. It must be connected to the hot water supply and be accessible (provide access). Faucet must be freestanding or wall-mounted. The turbine must be remotely installed. Controls cannot be installed on the deck of the bath.

Our products must be installed by certified professionals only and according to our Owner's Manual as well as federal, provincial/state and local building codes and regulations (www.bainultra.com/dealers/dealer-documentation-and-catalog).

Cutting template	# 90000081
Approx. shipping weight	230 lb
Turbine power	550 W
Air heater	600 W

Warranty

Controls-LED-Geysair*	5 years
Bath & turbine*	20 years

* Some restrictions apply | www.bainultra.com/warranty

For the installer
Scan to view
installation video
(3:20 min) →



Dimensions are subject to change; measured at external edges. Bathing well measured at air jet level. Tolerance: ±0.25" (±0.64 cm). Ensure bathtub is received prior to any construction. BainUltra® is not responsible for any preparatory work done before product arrival.

zenora 6030

new



Product No.


Model Freestanding


Soaker BZEBOF00F-XX

Soaker

\$5,995

Features

Installation Type	Freestanding
No. of bathers  Imp. gallons 39 US gallons 47	
Integrated Drain & Overflow — ZenFlow [†] BOVERINIZF-XX	
<input type="radio"/> Matte White 32 <input type="radio"/> White 01	Installed & Included
Standard Bath Color p.17	
<input type="radio"/> White 01	Included
Finish	
Satin Finish Glossy Finish	Included

 Made with FineStone® FineStone® is a high quality solid surface material composed of refined minerals and pure acrylic. Designed with care, this material is non porous, hygienic, and thermal insulant. Its satin finish is easy to clean and will maintain its properties through time.

Options UPCHARGE APPLICABLE


Bath Color p.17	
<input checked="" type="radio"/> Black (glossy finish only) 06	\$500
Bath Pillow BPILLOW p.252	\$240
Drain & Overflow p.14	Integrated ZenFlow [†] BOVERINIZF-XX
<input type="radio"/> Chrome 07	\$40
<input type="radio"/> Brushed Nickel 09	\$40
<input type="radio"/> Polished Nickel 10	\$40
<input checked="" type="radio"/> Matte Black 19 <input checked="" type="radio"/> Satin Brass 18	\$125
<input checked="" type="radio"/> Black (glossy finish only) 06	\$125
Island Tub Drain™*** p.15	
Island tub drain™ BSLDD	\$260
Cast Iron Island tub drain™ BSLDDCI	\$310
If Required by Construction Code or installed with ITD*	
Brass drain kit BDRCBF-XX	\$60
<input type="radio"/> Matte White 32 <input type="radio"/> Chrome 07	
<input type="radio"/> Brushed Nickel 09 <input type="radio"/> Polished Nickel 10	
<input checked="" type="radio"/> Matte Black 19 <input checked="" type="radio"/> Satin Brass 18	

To Order

To complete the ORDER FORM go to our Dealers Portal <https://dealersportal.bainultra.com/extranet/login> or send your order To Orderdesk@bainultra.com

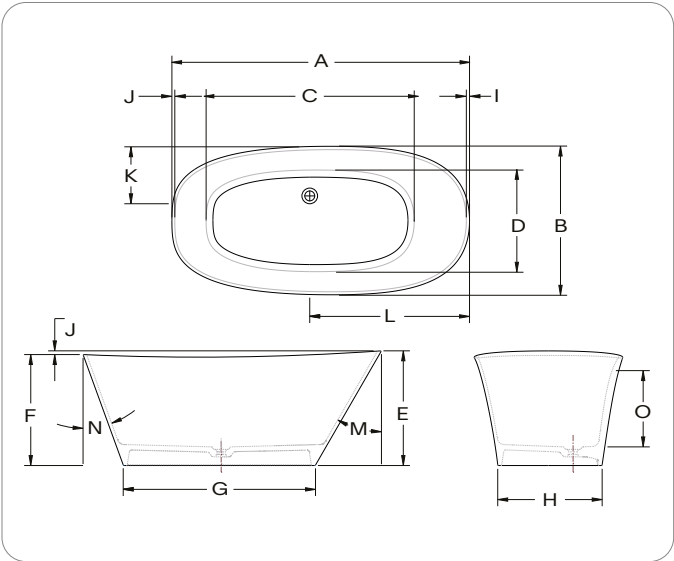
[†] ZenFlow: Integrated overflow without a trim.

*** An Island tub drain™ and the Brass drain kit are required when there is no access under the bath.



Zenora®

Technical Specifications



Letter	Description	Measure
A	Total length	60"
B	Total width	30"
C	Bathing well length	43 1/8"
D	Bathing well width	20 5/8"
E	Total height to headrest	23 1/8"
F	Total height at second backrest	22 1/4"
G	Base Length	38 5/8"
H	Base width	21"
I	Deck width	7/8"
J	Deck width second backrest	3/4"
K	Outer edge to center drain (overflow side)	10"
L	Outer edge to center drain (right side)	32 1/4"
M	Slope of backrest	30°
N	Slope of second backrest	20°
O	Maximum water level	15 3/8"

Others Faucet must be freestanding or wall-mounted.

Our products must be installed by certified professionals only and according to our Owner's Manual as well as federal, provincial/state and local building codes and regulations (www.bainultra.com/dealers/dealer-documentation-and-catalog).

Cutting template	# 90000093
Approx. bathtub weight	205 lb

Warranty

Bath *	20 years
--------	----------

* Some restrictions apply | www.bainultra.com/warranty

b

complementary products



therapeutic care unit vedana®

Vedana®

21" x 80" x 12"

\$11,200

Product No.

Model *BVEDANA-XX*

Therapies

Aromatherapy	Included
Thermtherapy®	Included
Light Therapy®	Included
Chromatherapy	Included
Sound Therapy®	Included

Features

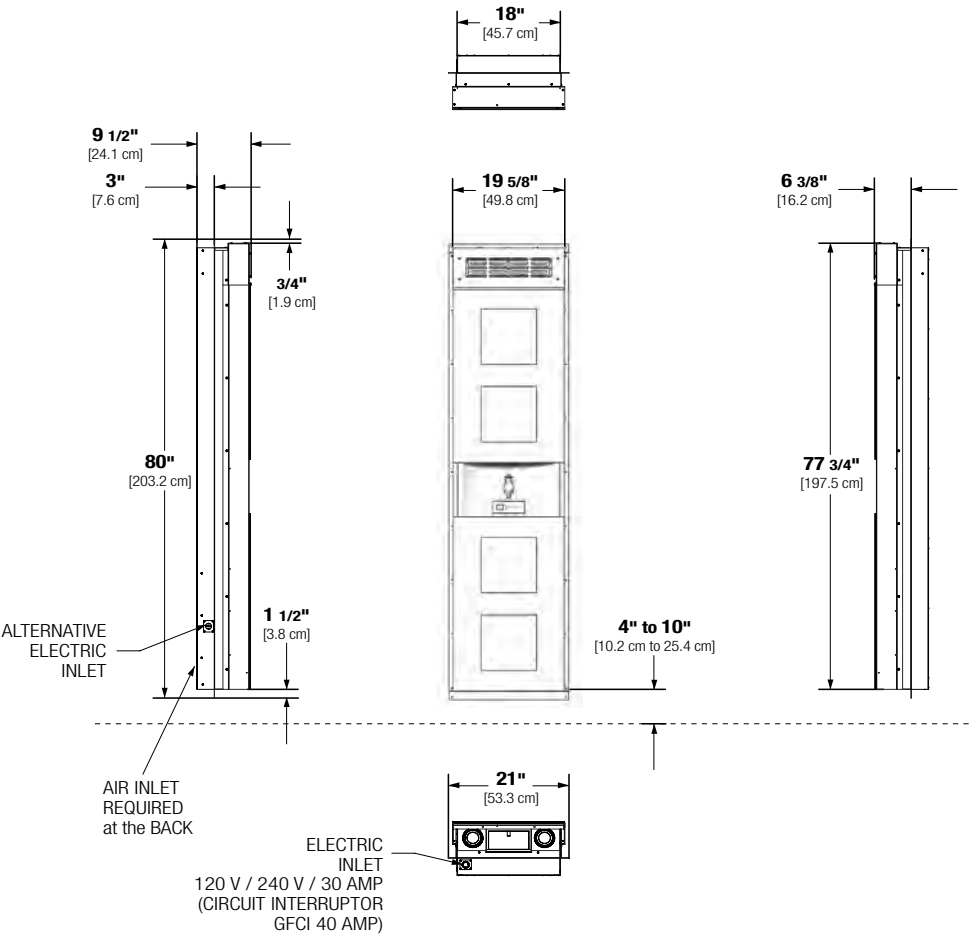
Installation Type	Wall-mounted
Control	MiaPlus®
Standard Bath Color	p.17
<input type="radio"/> White 01 <input type="radio"/> Biscuit 02	Included
Aromatherapy Nebulizer	
Nordic Spirit essential oils, 15 ml bottle	Included



Aromatherapy Nebulizer

To Order

To complete the ORDER FORM go to our Dealers Portal <https://dealersportal.bainultra.com/extranet/login> or send your order To Orderdesk@bainultra.com



Our 5 Therapies

Vedana® combines 5 therapies for a complete restorative relaxation session. While the therapies work together, each one can also be enjoyed individually.

Real Daily Benefits

Vedana® combines the best spa technologies and therapeutic techniques. That means luxury care equal to the world's best wellness establishments, at only a fraction of the cost. With Vedana®, that special care you deserve is yours to be savored every day.

Thermotherapy®

The system can reach and maintain 175°F (80°C), the temperature recommended for authentic dry-heat Thermotherapy®

Light Therapy®

With its precision Litebook® technology, Vedana® is the cutting edge in terms of light intensity, wavelength, and range.

Chromatherapy

Vedana® diffuses colors in precise wavelengths that maximize the benefits of your therapeutic care, in accordance with your needs at a given moment.

Aromatherapy

The Aromatherapy system operates with an essential-oil nebulizing diffuser, the most authentic and effective method available.

Sound Therapy®

The Vedana® sound system totally surrounds you, covering up any other audible frequencies, and offers an exquisite sound experience.

Bluetooth Technology

To accompany your experiences and sessions, you can download Vedana®'s music sound track directly from our website: bainultra.com/Vedana



complementary products akaša®

Complementary Products




Akaša®
Essential Care Product

Essential oils for the AromaCloud® / AromaFlow
and the Vedana®

Essential Oils	15 ml
Nordic Spirit Essential oils blend	\$25

To Order
To complete the ORDER FORM go to our Dealers Portal <https://dealersportal.bainultra.com/extranet/login> or send your order To Orderdesk@bainultra.com



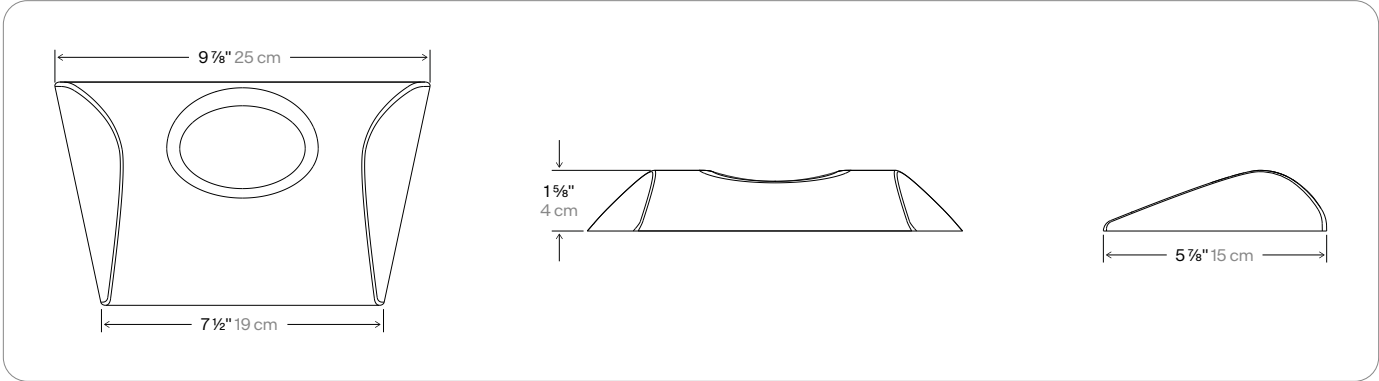
Akaša®
Bath Pillow

9 7⁄8" x 5 7⁄8" x 1 5⁄8"

Bath Pillow <i>BPILLOW</i>	\$240
----------------------------	-------

Features
Finesse, smoothness and sturdiness come together to offer the bather more comfort and well-being. Wisely placed by bather to the desired position, the Bath Pillow supports the neck wonderfully to offer the upmost in comfort and a feeling of complete relaxation and increased benefits. Offered in dark grey.

To Order
To complete the ORDER FORM go to our Dealers Portal <https://dealersportal.bainultra.com/extranet/login> or send your order To Orderdesk@bainultra.com



complementary products akaša®



Akaša® Comfort Cushion

15 7/8" x 21 1/8" x 5/8"

Comfort Cushion *BCUSHIONA* **\$540**

● Grey 05 ● Black 06

Features

Made in Italy, this high quality urethane cushion offers the best comfort possible and bonifies the Hydro-thermo Massage® experience benefits.

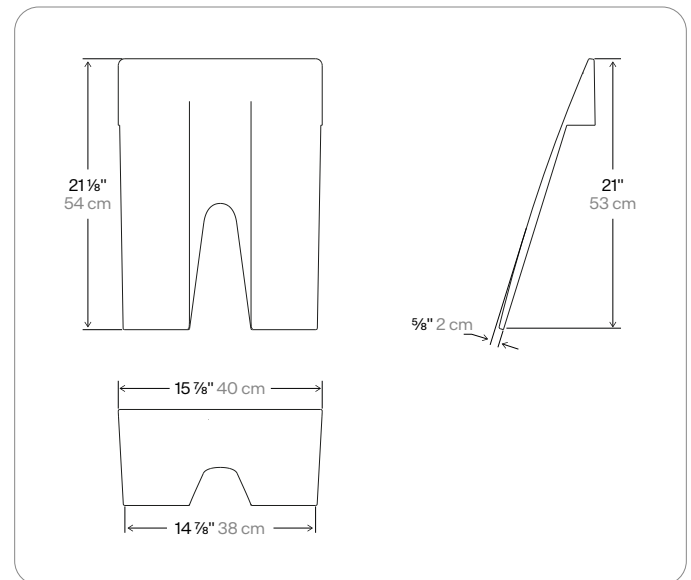
Its isolating properties will keep your body feeling warm all through the bath session.

It will adhere naturally to the bath. No magnets are used.

The Akasha® Comfort Cushion is available for several BainUltra® models (see table below).

To Order

To complete the ORDER FORM go to our Dealers Portal <https://dealersportal.bainultra.com/extranet/login> or send your order To Orderdesk@bainultra.com



BainUltra® Bath Models Available for Akaša® Comfort Cushion

Amma 7242 Narrow Base [†]	Balneo Naos 6636 [†] & 7240 [†]	Essencia 6838	Pro-Meridian 55 & 60
Amma 7242 Freestanding [†]	Charism 6434	Esthesia 6638	Meridian 6030, 6032 & 6042
Amma 7242 Drop-in [†]	Elegancia 6636 C10, C11, C13 & C14	Inua 6036*, 6636* & 7240*	Meridian 6031 Uno
Bain de Ville 6030 & 6632	Elegancia 6642 C10, C11, C13 & C14	Meridian 50, 55 & 60	Meridian 6031 Duo
Balneo Sanos 6636 [†] & 7240 [†]	Elegancia 7236 C10, C11, C13 & C14	Opalia 6839 Centered Ellipse	Meridian Ellipse 6636 [†] & 7240 [†]
Balneo Cella 6636 [†] & 7240 [†]	Elegancia 7242 C10, C11, C13 & C14	Opalia 6839 Off-Centered Ellipse, Left	

[†] Flat Deck

* Comfort Cushion included with bath

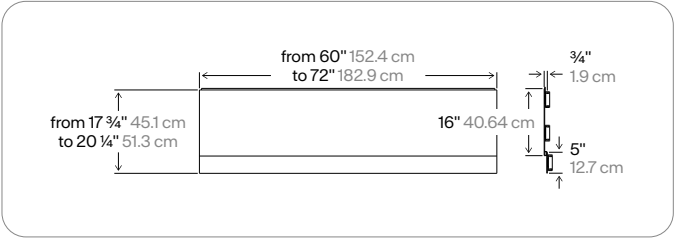
complementary products skirts



Multifit (adjustable & removable)

Features

Skirt (with bath)		<i>BSMUL-XX</i>	\$600
Skirt (alone)	60"	<i>BSSMUL60-XX</i>	\$670
	66"	<i>BSSMUL66-XX</i>	\$670
	72"	<i>BSSMUL72-XX</i>	\$670
Piece			1



NOTE Fits most rectangular models. (Check with BainUltra® customer service)
Skirt is designed to fit full length and height of Soaker. (See Owner's Manual)



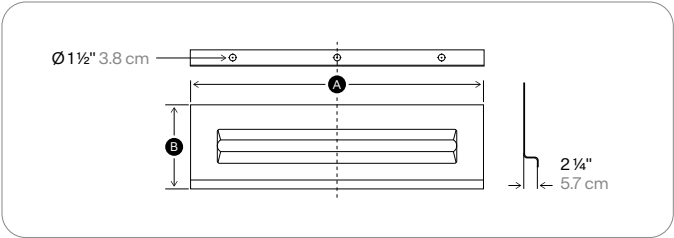
Citti 6032 Trio without insert with multifit skirt



SJ-1

Features

Skirt (with bath)		<i>BSJ1-XX</i>	\$715
Skirt (alone)	60"	<i>BSSJ160-XX</i>	\$785
	66"	<i>BSSJ166-XX</i>	\$785
	72"	<i>BSSJ172-XX</i>	\$785
Piece			1



NOTE Fits most rectangular models. Skirt is designed to fit full length and height of Soaker (See Owner's Manual). Universal skirt SJ-1 is not available in UltraVelour finish.

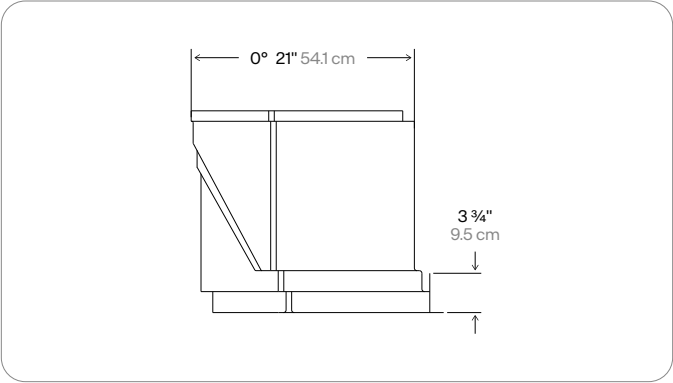
complementary products skirts



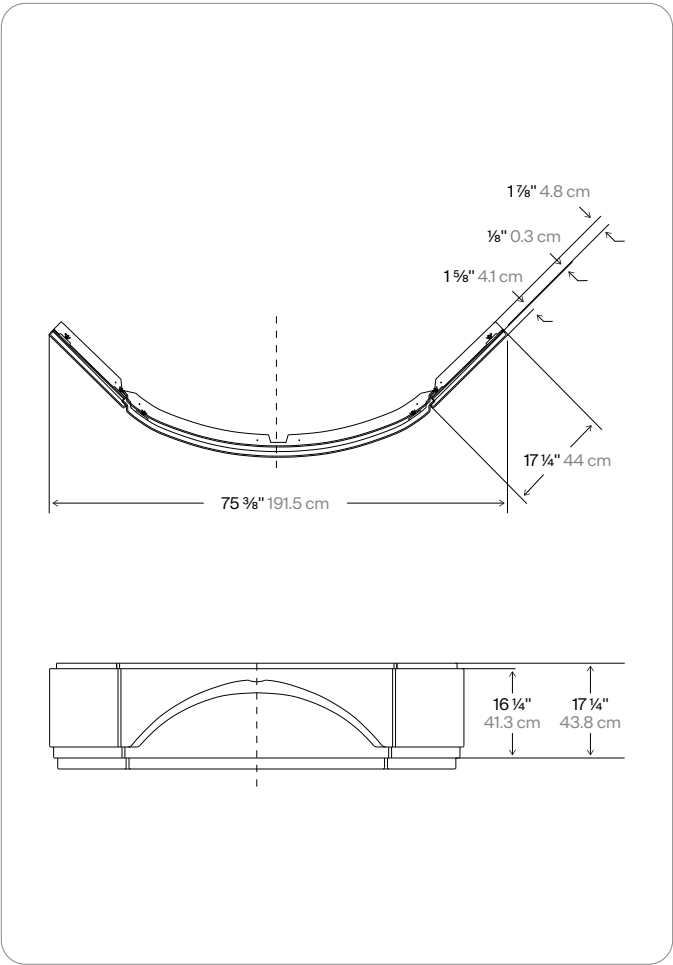
SJ-3 SE

Features

Skirt (with bath)	BSJ3SE-XX	\$1,310
Skirt (alone)	BSSJ3SE-XX	\$1,385



Thalassa sensation



NOTE For Thalassa Sensation only. Skirt is designed to fit full length and height of Soaker (see Owner's Manual). Will ship in a separate box. Universal skirt SJ-3 is not available in UltraVelour finish.

956, chemin Olivier
Lévis (Québec)
G7A 2N1 Canada

Tel.	418 831-7701	1 800 463-2187
Fax	418 831-6623	1 800 382-8587

bainultra.com

Printed in Canada. Copyright © April 2025 | Bains Ultra Inc. All rights reserved. 45200759