



2025

Manufacturer Suggested Price Book

A McAlpine Company



Mountain
Plumbing Products

Decorative Metal Finishes



BRN
Brushed Nickel



BRS
Brushed Stainless Steel



CHBRZ
Champagne Bronze



CPB
Polished Chrome



MB
Matte Black



ORB
Oil Rubbed Bronze



PN
Polished Nickel



PS
Polished Stainless Steel



PVDBRN
PVD Brushed Nickel



PVDPN
PVD Polished Nickel



SS
Stainless Steel



ULB
Unlacquered Brass




VB
Venetian Bronze



AB
Antique Brass



ACP
Antique Copper



PCP
Polished Copper



PEW
Pewter



SB
Satin Brass



SC
Satin Chrome



WCP
Weathered Copper



BN
Black Nickel



EB
English Bronze



FG
PVD French Gold



GM
PVD Gunmetal



GPB
PVD Polished Gold



PVD
PVD Polished Brass



PVDBB
PVD Brushed Bronze




ORBC
Cerakote® Oil Rubbed Bronze




SG
PVD Satin Gold



TB
Tuscan Brass




MBC
Cerakote® Matte Black



MWC
Cerakote® Matte White

All PVD & Cerakote® Finishes Come with a Lifetime Warranty.



Standard Finishes
Stocked Finish




Group 1 Finishes
4-6 Weeks Lead Time



Group 2 Finishes
8-10 Weeks Lead Time

Please Note: Finishes shown on this page are a printed representation of the actual finishes we offer. Due to the printing process there is a slight variation between the printed samples shown here and how they appear on the actual product.

Decorative Metal Finishes



Molded Plastic Finishes



PVD = Physical Vapor Deposition

With PVD coatings you get a highly durable, long lasting, and scratch-resistant piece. Mountain Plumbing offers the following PVD Finishes for our products:

Standard

PVDBRN / PVD Brushed Nickel
PVDPN / PVD Polished Nickel

Group 2

BN / PVD Black Nickel
FG / PVD French Gold

GM / PVD Gunmetal
GPB / PVD Polished Gold
PVD / PVD Polished Brass
PVDDB / PVD Brushed Bronze
SG / PVD Satin Gold

NEW ULTRA DURABLE CERAKOTE® MATTE BLACK & MATTE WHITE

What is it?

Cerakote® is an ultra-durable ceramic finish ideal for kitchen and bath fixtures with unmatched resistance to all household and commercial cleaners.

When is it available?

Cerakote® Matte Black (MBC) and Cerakote® Matte White (MWC) are available now on most every product available in Matte Black (MB).

What is the cost?

Cerakote® Matte Black (MBC) and Cerakote® Matte White (MWC) will be the same price as all Mountain Plumbing Group 2 Finishes.

Does it have a warranty?

Yes, all Cerakote® Matte Black (MBC) and Cerakote® Matte White (MWC) products come with a Lifetime Warranty on the finish.

Please Note: Finishes shown on this page are a printed representation of the actual finishes we offer. Due to the printing process there is a slight variation between the printed samples shown here and how they appear on the actual product.

2025 Finish Matching Guide

Mountain Plumbing Products offers a wide selection of beautiful and durable finishes utilizing standard industry processes such as: electroplating, powder coating, and PVD (physical vapor deposition). A reasonable degree of color/finish variation can be expected during production line application. Please use the following charts when matching Mountain Plumbing finishes to other manufacturers' finishes.

Mountain Plumbing	Brizo	California Faucets	Delta	Gessi	Jaclo
Standard Finishes					
Brushed Nickel - BRN	Brilliance Luxe Nickel - BN	Burnished Nickel - BNU	Brilliance Stainless - SS	Finox - 149	Satin Nickel - SN
Brushed Stainless Steel - BRS	Stainless - SS		Arctic Stainless - AR	Steel Brushed - 239	
Champagne Bronze - CHRBZ	Brilliance Luxe Gold - GL		Champagne Bronze - CZ	Brass Brushed - 727	Carmel Bronze - CB
Polished Chrome - CPB	Chrome - PC	Polished Chrome - PC	Chrome	Chrome - 031	Polished Chrome - PCH
Oil Rubbed Bronze - ORB					Oiled Rubbed Bronze - ORB
Matte Black - MB	Matte Black - BL	Matte Black - MBLK	Matte Black - BL		Matte Black - MBK
Polished Nickel - PN	Brilliance Polished Nickel - PN	Polished Nickel - PN	Polished Nickel - PN	Polished Nickel PVD - 426	Polished Nickel - PN
Polished Stainless Steel - PS					
PVD Brushed Nickel - PVDBRN					
Stainless Steel - SS					
Unlacquered Brass - ULB		Polished Brass Uncoated - PBU			Unlacquered Brass - ULB
Venetian Bronze - VB	Venetian Bronze - RB		Venetian Bronze - RB	Aged Bronzed - 187	Vintage Bronze - VB
Group 1 Finishes					
Antique Brass - AB		Antique Brass - ABF		Antique Brass - 713	Antique Brass - AB
Antique Copper - ACP		Antique Copper Flat - ACF			Antique Copper - ACU
Polished Copper - PCP				Polished Copper - 030	Polished Copper - PCU
Pewter - PEW					Pewter - PEW
Satin Brass - SB		Satin Brass PVD - SB			Satin Brass - SB
Satin Chrome - SC					Satin Chrome - SC
Weathered Copper - WCP					
Group 2 Finishes					
Black Nickel - BN	Brilliance Black Onyx - BNX	Black Nickel - BLKN		Black Metal PVD - 706	Black Nickel - BKN
English Bronze - EB		Bella Terra Bronze - BTB			
French Gold - FG		French Gold PVD - FRG			
Gunmetal - GM	Luxe Steel - SL				Graphite - GPH
Polished Gold - GPB	Brilliance Polished Gold - PG	Polished Gold PVD - LPG		Gold CCP - 080	Polished Gold - PG
Polished Brass - PVD		Polished Brass - PB	Brilliance Polished Brass - PB	Brass PVD - 710	Polished Brass - PB
PVD Brushed Bronze - PVDDBB		Satin Bronze PVD - SB		Warm Bronzed Brushed - 726	
Cerakote® Oil Rubbed Bronze - ORBC		Mocha Bronze - MOB			
Satin Gold - SG				Brushed Gold CCP - 716	Satin Gold - SG
Tuscan Brass - TB					
Other Finishes					
Polar White - PW					

2025 Finish Matching Guide

Mountain Plumbing	Kohler	Moen	Newport Brass	Rohl	Watermark	Waterstone
Standard Finishes						
Brushed Nickel - BRN	Vibrant Brushed Nickel - BN	Brushed Nickel - BN		Satin Nickel - STN	Satin Nickel - SN	Satin Nickel - SN
Brushed Stainless Steel - BRS	Vibrant Stainless - VS	Stainless - RS	Stainless Steel PVD - 20			Solid Stainless Steel - SS
Champagne Bronze - CHRBZ						
Polished Chrome - CPB	Polished Chrome - CP	Chrome	Polished Chrome - 26	Polished Chrome - APC	Polished Chrome - PC	Chrome - CH
Oil Rubbed Bronze - ORB	Oil-Rubbed Bronze - 2BZ	Oil Rubbed Bronze - ORB	Oil Rubbed Bronze - 10B			Antique Bronze - ABZ
Matte Black - MB	Matte Black - BL	Matte Black - BL	Flat Black - 56	Matte Black - MB	Matte Black - MB	Matte Black - MB
Polished Nickel - PN	Vibrant Polished Nickel - SN	Polished Nickel - NL	Polished Nickel - 15	Polished Nickel - PN	Polished Nickel - PN	Polished Nickel - PN
Polished Stainless Steel - PS						
PVD Brushed Nickel - PVDBRN			Satin Nickel PVD - 15S			
Stainless Steel - SS						
Unlacquered Brass - ULB			Living Polished Brass - 03N	Unlacquered Brass - ULB	Polished Natural Brass - UPB	Unlacquered Brass - UPB
Venetian Bronze - VB			Venetian Bronze - VB			
Group 1 Finishes						
Antique Brass - AB			Antique Brass - 06		Antique Brass - AB	Antique Brass - AB
Antique Copper - ACP			Antique Copper - 08A			Antique Copper - AC
Polished Copper - PCP					Polished Copper - PCO	Polished Copper - PC
Pewter - PEW			Antique Nickel - 15A		Pewter - PT	
Satin Brass - SB			Satin Brass PVD - 04		Satin PVD Brass - SPVD	Satin Brass - SB
Satin Chrome - SC		Brushed Chrome - BC				Satin Chrome - SC
Weathered Copper - WCP						
Group 2 Finishes						
Black Nickel - BN	Vibrant Titanium - TT		Midnight Chrome - 30		Ebony - EB	Black Nickel - BLN
English Bronze - EB						
French Gold - FG	Vibrant French Gold - AF		Polished Brass Coated - 03			
Gunmetal - GM				Gun Metal - GM	Gun Metal - GM	Graphite - GR
Polished Gold - GPB	Vibrant Modern Polished Gold - AU		Aged Brass & Forever Brass - 01	Italian Brass - IB	Polished Gold - PG	Polished Gold - PG
Polished Brass - PVD	Vibrant Polished Brass - PB	Polished Brass - PB	French Gold - 24A		PVD Brass - PVD	Polished Brass - PB
PVD Brushed Bronze - PVDBB		Brushed Gold - BG		Antique Gold - AG	Satin Bronze - SBZ	
Cerakote® Oil Rubbed Bronze - ORBC			Hand Relieved Oil Rubbed Bronze - ORB		Charcoal - CL	
Satin Gold - SG	Vibrant Brushed Modern Brass - 2MB			Satin Gold - SG		Satin Gold - SG
Tuscan Brass - TB						Chocolate Bronze - CHB
Other Finishes						
Polar White - PW		White - W				

Perfect Grind® Waste Disposers

Water Appliances Introduction **27**

Title Page **28**

Perfect Grind® Waste Disposers

ProSelect **29**

STEALTH **30**

Batch Feed **31**

Complete Kitchen Sink Packages **32 - 36**

Kitchen Space Saving Trap **32**

Air Switches **37 - 44**

Filters, Faucets, & Water Appliances

Title Page **64**

Duet Finishes - Accessory Faucets **65 - 66**

Little Gourmet® Hot Water Dispenser **67**

Mountain Chill® Water Chiller **68**

Safety Valve-Leak Detector **68**

Mountain Pure® Water Filtration **69 - 72**

Hot Water Faucets Overview **73**

Francis Anthony Collection **74 - 82**

Francis Anthony + Little Gourmet® **83 - 86**

Hot & Cold Water Faucets Overview **87**

Francis Anthony Collection **88 - 96**

Single Handle Hot & Cold Faucet **97 - 98**

Francis Anthony + Little Gourmet® **99 - 102**

Point-of-Use Drinking Faucets Overview **103**

Francis Anthony Collection **104 - 112**

Additional Collections **113 - 114**

Francis Anthony + Mountain Pure® **115 - 118**

Faucet Air Gaps **119**

Replacement Cartridges **119**

Valves & Stops

Title Page **148**

Angle/Straight **149 - 156**

Angle/Straight Sweat **157 - 160**

Opening Sections

Front Cover

Decorative Metal Finishes **1 - 2**

Molded Plastic Finishes **2**

Finish Matching Guide **3 - 4**

Product Table of Contents **5 - 6**

Fixture Table of Contents **7 - 8**

Featured Products **9**

New Product Features **10**

Feature: Kitchen Sink Packages **11**

Feature: Tub Docking Station **12**

Duet Finishes **13 - 14**

Fixture Diagrams **15 - 25**

Kitchen Accessories

Title Page **46**

Sink Strainers **47 - 50**

Waste Disposer Trims **51 - 55**

Waste Disposer Trim Parts **56**

Plastic Waste Disposer Trims **57**

Plastic Sink Strainers **57**

Countertop Glass Rinser **58**

Air Gaps **59 - 60**

Sink Hole Cover **60**

Soap/Lotion Dispensers **61 - 62**

Shower Heads, Arms, Drains, Grids, & Accessories

Title Page **120**

Mountain Re-Vive™ Shower Products

Shower Heads **121 - 124**

Shower Arms **125 - 130**

Hand Showers **131 - 134**

Shower Rails **135 - 138**

Mountain Re-Vive™ Shower Drains

Select Series **139 - 140**

Shower Grids **141 - 142, 144**

Shower Drain Bodies **143**

Complete Shower Drains **145 - 146**

Product Table of Contents

Explore through our product category sections above to find the Mountain Plumbing part to put the finishing touch on all of your projects.



Fixture Planning Diagrams

Use our fixture planning diagrams to simplify your product selection and complete your design.

Pages 15 - 25

Decorative Lavatory Drains

Title Page **220**

Decorative Drains for Vessel, Glass,
& Lavatory Sinks **221 - 227**

Lavatory Drain Parts **228 - 229**

Toilet Tank Levers

Title Page **240**

TOTO **241**

Universal Tank Lever **242**

Wax Rings **242**

Closing Sections

Index **272 - 273**

Additional Notes **274 - 276**

Installation Videos **277**

Customer Support **278**

CA Prop 65 Warning **279**

Terms & Conditions **280**

Limited Warranty **281 - 282**

Back Cover

Supply Kits & Parts

Title Page **162**

Supply Parts **163 - 166**

Lavatory Supply Kit

Angle/Straight **167 - 174**

Angle Sweat **175 - 176**

Angle - Cover Tube **177**

Lavatory Supply Kit - Bottle Trap

Angle/Straight **178 - 183**

Angle Sweat **183**

Lavatory Supply Kit - P-Trap (1-1/4")

Angle/Straight **184 - 188**

Angle/Straight Sweat **188 - 189**

Lavatory Supply Kit - P-Trap (1-1/2")

Angle/Straight **189 - 193**

Angle/Straight Sweat **194**

Lavatory Supply Kit New England

Angle/Straight **195 - 202**

Angle/Straight Sweat **203 - 206**

Toilet Supply Kits

Angle/Straight **207 - 214**

Angle/Straight Sweat **215 - 217**

Angle - Cover Tube **218**

Decorative Lavatory Traps

Title Page **230**

Bottle Traps **231 - 232**

P-Traps **233 - 236**

Lavatory Trap Parts **237 - 238**

Lavatory Space Saving Trap **238**

Bath Waste & Overflow

DoubleFlex™ Feature **243**

Immerse Feature **243**

Title Page **244**

DoubleFlex™ Adaptor **245**

Schedule 40 Cable Operated **246 - 248**

Schedule 20 Cable Operated **249 - 251**

Brass Cable Operated **252 - 254**

Cable Operated Body Only **254 - 255**

Cable Operated Trim Kits **256**

Brass Bath Waste & Overflow **257 - 258**

Exposed Bath Waste & Overflow **259 - 260**

Freestanding Bath Waste & Overflow **261**

BWO Plumber's Half Kits **262 - 264**

Bathtub Drains **265 - 266, 270**

Tub Docking Station **267 - 269**

Bathtub

Bath Waste & Overflows **243 - 266, 270**
Tub Docking Station **267 - 269**
Fixture Planning Diagrams **17 - 18**

Bathroom Sink

Soap/Lotion Dispensers **61 - 62**
Little Gourmet® Hot Water Dispenser **67**
Mountain Pure® Water Filtration **69 - 72**
Valves & Stops **148 - 160**
Lavatory Supply Parts **163 - 166**
Lavatory Supply Kits **167 - 206**
Decorative Lavatory Drains **220 - 229**
Decorative Lavatory Traps **230 - 238**
Lavatory Space Saving Trap **238**
Fixture Planning Diagram **20**

Shower

Mountain Re-Vive™ Shower Products
Shower Heads **121 - 124**
Shower Arms **125 - 130**
Hand Showers **131 - 134**
Shower Rails **135 - 138**
Shower Grids & Drains **139 - 146**
Fixture Planning Diagram **19**

Pedestal Sink

Soap/Lotion Dispensers **61 - 62**
Valves & Stops **148 - 160**
Lavatory Supply Parts **163 - 166**
Lavatory Supply Kits **167 - 206**
Decorative Lavatory Drains **220 - 229**
Decorative Lavatory Traps **230 - 238**
Fixture Planning Diagram **21**

Fixture Table of Contents

Find all of the Mountain Plumbing Parts to put the finishing touch on all of your fixtures. Start with your fixture above to find the page sections for its associated parts.

Toilet

Valves & Stops **148 - 160**
Toilet Supply Parts **163 - 166**
Toilet Supply Kits **207 - 218**
Toilet Tank Levers **240 - 242**
Wax Rings **242**
Fixture Planning Diagram **22**

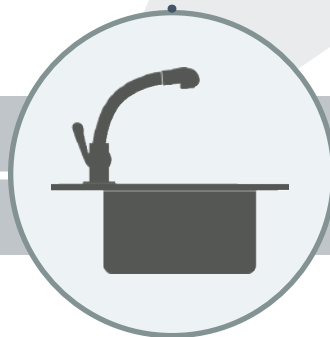


Bidet

Valves & Stops **148 - 160**
Toilet Supply Parts **163 - 166**
Toilet Supply Kits **207 - 218**
Wax Rings **242**
Fixture Planning Diagram **23**

Kitchen Sink

Perfect Grind® Waste Disposers **29 - 31**
Air Switches **37 - 44**
Sink Strainers & Disposer Trims **47 - 57**
Countertop Glass Rinser **58**
Air Gaps & Sink Hole Cover **59 - 60**
Soap/Lotion Dispensers **61 - 62**
Little Gourmet® Hot Water Dispenser **67**
Mountain Chill® Water Chiller **68**
Mountain Pure® Water Filtration **69 - 72**
Hot Water Faucets **73 - 86**
Hot & Cold Water Faucets **87 - 102**
Point-of-Use Drinking Faucets **103 - 118**
Faucet Parts **119**
Valves & Stops **148 - 160**
Fixture Planning Diagram **24**



Bar/Prep Sink

Perfect Grind® Waste Disposers **29 - 31**
Air Switches **37 - 44**
Sink Strainers & Disposer Trims **47 - 57**
Countertop Glass Rinser **58**
Air Gaps & Sink Hole Cover **59 - 60**
Soap/Lotion Dispensers **61 - 62**
Little Gourmet® Hot Water Dispenser **67**
Mountain Chill® Water Chiller **68**
Mountain Pure® Water Filtration **69 - 72**
Hot Water Faucets **73 - 86**
Hot & Cold Water Faucets **87 - 102**
Point-of-Use Drinking Faucets **103 - 118**
Faucet Parts **119**
Valves & Stops **148 - 160**
Fixture Planning Diagram **25**



Fixture Planning Diagrams

Use our fixture planning diagrams to simplify your product selection and complete your design.

Pages 15 - 25

Featured Products for 2025



Perfect Grind®
Stealth Waste
Disposers
Page 30



MT1900-NL
Single Handle Hot & Cold Faucet
Pages 97 - 98



MTRRP
Rain Rail Plus
Pages 135 - 136



MT250
Countertop Glass Rinsers
Page 58



Tub Docking Station
Pages 267 - 269



Single and Double Bowl Kitchen Sink
Packages (SAVE 10%)
Pages 32 - 36

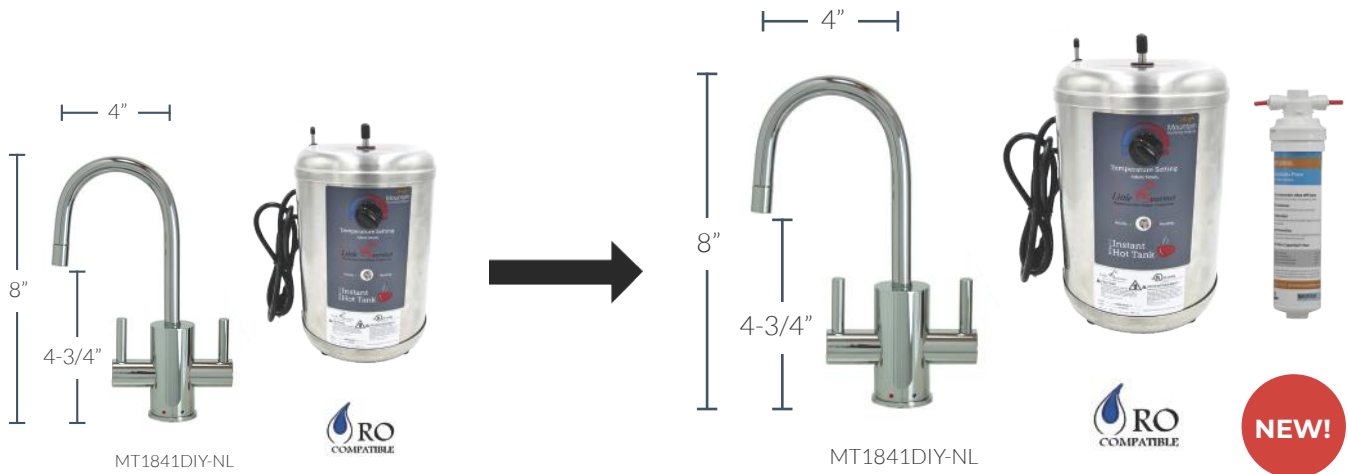


Multi-Function Shower Head
and Hand Shower
Pages 124 & 131



Exposed Bath Waste &
Overflows
Pages 259 - 260

New Product Features




PREVIOUS DIY KITS

3 Year Warranty on Hot Tank

NEW DIY KITS WITH FILTER

4 Year Warranty on Hot Tank



MBC
Cerakote® Matte Black

NEW!



MWC
Cerakote® Matte White

NEW!

What is it?

Cerakote® is an ultra-durable ceramic finish ideal for kitchen and bath fixtures with unmatched resistance to all household and commercial cleaners.

When is it available?

Cerakote® Matte Black (MBC) and Cerakote® Matte White (MWC) are available now on most every product available in Matte Black (MB).


What is the cost?

Cerakote® Matte Black (MBC) and Cerakote® Matte White (MWC) will be the same price as all Mountain Plumbing Group 2 Finishes.

Does it have a warranty?

Yes, all Cerakote® Matte Black (MBC) and Cerakote® Matte White (MWC) products come with a Lifetime Warranty on the finish.

CERAKOTE® is Made in the USA | LIFETIME WARRANTY | Available Now!



mountain chill®
WATER CHILLER



MT6LD Leak Detector
Included with Mountain
Chill® at No Additional Cost

NEW!

Single and Double Bowl KITCHEN SINK PACKAGES



Mountain Plumbing's Complete Kitchen Sink Packages help make the installation of single and double bowl kitchen sinks easier while offering 10% savings compared to purchasing individual components.



TOP VIEW

**Ensure Maximum Storage Space Inside
Your Kitchen Cabinet**



SIDE VIEW

**Space Saving Design of Stealth Waste
Disposer is 40% Smaller**



Single Bowl Packages

Pages 33 - 34



Double Bowl Packages

Pages 35 - 36

Combine with Our Premium Water Appliances



Freestanding Tub DOCKING STATION

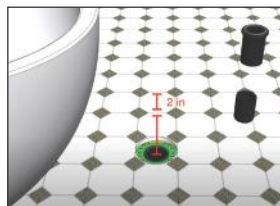
This product has been developed as the ultimate solution to quickly and easily install freestanding bathtubs. It comes with an EZ-Click™ toe touch drain for tubs with an integral, built-in overflow. The asymmetrical metal deck flange provides easier installation in tight spaces while the removable drain stopper serves as a hair catcher for easier cleaning.



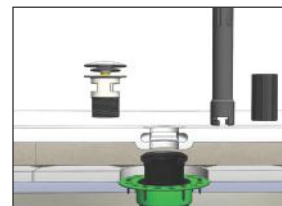
How Does It Work?



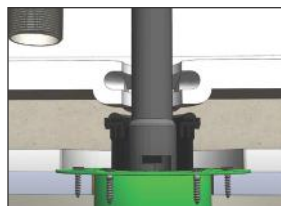
Step 1: Install Deck Flange



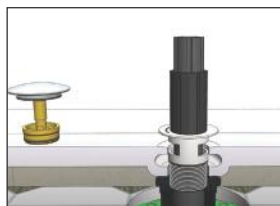
Step 2: Measure distance from bottom of the tub to the floor; cut tail piece to length



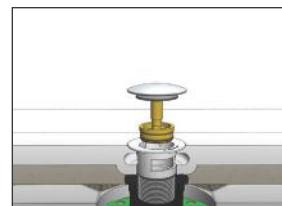
Step 3: Slide tub and align drain holes



Step 4: Using the long tool, pull the tail piece to create seal underneath the tub



Step 5: Thread the trim through the drain hole and tighten with smaller tool



Step 6: Install the drain stopper

Learn More About The Tub Docking Station on Pages 267 - 269

Mountain Plumbing Products

Duet Finishes

Mountain Plumbing's Duet Finish Collection highlights elements of your kitchen design to give a truly balanced and unique look.



MT1820 / MT1830 / MT1840 Series

Accessory Faucets

Pages

75, 77, 79, 89, 91, 93, 105, 107, 109



Knurled Accents Available!

Intricate diamond knurling adds richness and depth to the design of your faucet.

Available Base Finish:

Matte Black (MB)

Available Accent Finishes:

Brushed Nickel (BRN), Polished Chrome (CPB), Polished Nickel (PN), Champagne Bronze (CHBRZ)

Duet Finish Combinations



Base:
Matte Black (MB)

Accent:
Brushed
Nickel (BRN)



Base:
Matte Black (MB)

Accent:
Polished
Chrome (CPB)



Base:
Matte Black (MB)

Accent:
Polished
Nickel (PN)



Base:
Matte Black (MB)

Accent:
Champagne
Bronze (CHBRZ)

Ordering Duet Products

All Duet products come with Matte Black as the base finish.
To order please use the following three step instructions:

1. Find the Product You Want in a Duet Finish			2. Select Accent Finish & Use Model # Below to Order			
Standard Model #	Product Name	Page	Brushed Nickel	Polished Chrome	Polished Nickel	Champagne Bronze
MT1820-NL	Hot Water Faucet - Contemporary Round Body (120° Spout)	75	MT1820-NLD/PVDBRN	MT1820-NLD/CPB	MT1820-NLD/PVDPN	MT1820-NLD/CHBRZ
MT1830-NL	Hot Water Faucet - Contemporary Round Body (90° Spout)	77	MT1830-NLD/PVDBRN	MT1830-NLD/CPB	MT1830-NLD/PVDPN	MT1830-NLD/CHBRZ
MT1840-NL	Hot Water Faucet - Contemporary Round Body	79	MT1840-NLD/PVDBRN	MT1840-NLD/CPB	MT1840-NLD/PVDPN	MT1840-NLD/CHBRZ
MT1821-NL	Hot & Cold Faucet - Contemporary Round Body (120° Spout)	89	MT1821-NLD/PVDBRN	MT1821-NLD/CPB	MT1821-NLD/PVDPN	MT1821-NLD/CHBRZ
MT1831-NL	Hot & Cold Faucet - Contemporary Round Body (90° Spout)	91	MT1831-NLD/PVDBRN	MT1831-NLD/CPB	MT1831-NLD/PVDPN	MT1831-NLD/CHBRZ
MT1841-NL	Hot & Cold Faucet - Contemporary Round Body	93	MT1841-NLD/PVDBRN	MT1841-NLD/CPB	MT1841-NLD/PVDPN	MT1841-NLD/CHBRZ
MT1823-NL	Point-of-Use Faucet - Contemporary Round Body (120° Spout)	105	MT1823-NLD/PVDBRN	MT1823-NLD/CPB	MT1823-NLD/PVDPN	MT1823-NLD/CHBRZ
MT1833-NL	Point-of-Use Faucet - Contemporary Round Body (90° Spout)	107	MT1833-NLD/PVDBRN	MT1833-NLD/CPB	MT1833-NLD/PVDPN	MT1833-NLD/CHBRZ
MT1843-NL	Point-of-Use Faucet - Contemporary Round Body	109	MT1843-NLD/PVDBRN	MT1843-NLD/CPB	MT1843-NLD/PVDPN	MT1843-NLD/CHBRZ
Products with Knurling						
MT1820-NL	Hot Water Faucet - Contemporary Round Body (120° Spout)	75	MT1820-NLDK/PVDBRN	MT1820-NLDK/CPB	MT1820-NLDK/PVDPN	MT1820-NLDK/CHBRZ
MT1830-NL	Hot Water Faucet - Contemporary Round Body (90° Spout)	77	MT1830-NLDK/PVDBRN	MT1830-NLDK/CPB	MT1830-NLDK/PVDPN	MT1830-NLDK/CHBRZ
MT1840-NL	Hot Water Faucet - Contemporary Round Body	79	MT1840-NLDK/PVDBRN	MT1840-NLDK/CPB	MT1840-NLDK/PVDPN	MT1840-NLDK/CHBRZ
MT1821-NL	Hot & Cold Faucet - Contemporary Round Body (120° Spout)	89	MT1821-NLDK/PVDBRN	MT1821-NLDK/CPB	MT1821-NLDK/PVDPN	MT1821-NLDK/CHBRZ
MT1831-NL	Hot & Cold Faucet - Contemporary Round Body (90° Spout)	91	MT1831-NLDK/PVDBRN	MT1831-NLDK/CPB	MT1831-NLDK/PVDPN	MT1831-NLDK/CHBRZ
MT1841-NL	Hot & Cold Faucet - Contemporary Round Body	93	MT1841-NLDK/PVDBRN	MT1841-NLDK/CPB	MT1841-NLDK/PVDPN	MT1841-NLDK/CHBRZ
MT1823-NL	Point-of-Use Faucet - Contemporary Round Body (120° Spout)	105	MT1823-NLDK/PVDBRN	MT1823-NLDK/CPB	MT1823-NLDK/PVDPN	MT1823-NLDK/CHBRZ
MT1833-NL	Point-of-Use Faucet - Contemporary Round Body (90° Spout)	107	MT1833-NLDK/PVDBRN	MT1833-NLDK/CPB	MT1833-NLDK/PVDPN	MT1833-NLDK/CHBRZ
MT1843-NL	Point-of-Use Faucet - Contemporary Round Body	109	MT1843-NLDK/PVDBRN	MT1843-NLDK/CPB	MT1843-NLDK/PVDPN	MT1843-NLDK/CHBRZ

Look for the  and  icon to find products available in Duet Finishes and Knurled Handles throughout the 2025 Price Book

Simplify Product Selection and

Complete Your Design


We have created these easy-to-use Fixture Planning Diagrams for you to ensure nothing is forgotten in your project. Simply photocopy these pages or you can download and print the PDF's from our website, www.mountainplumbing.com. Then choose all of the items you need from our catalog or online, add the model numbers to your diagram, and order your products.

Product Order List

This lists the products from Mountain Plumbing available to accessorize your kitchen or bath fixture. The list is color coded so you know what is needed and what you can add.

Additional Angles

When needed, we show additional angles to your fixture to show products available and give you the most confidence when planning your project with Mountain Plumbing Products.



Kitchen Sink

Project Location _____

Date _____

Customer Name _____

Sales Order Number _____

1. Kitchen Sink Accessories (Air Gap & Sink Hole Cover) _____

2. Perfect Grind® Waste Disposer _____

3. Mountain Pure® Full Flow Water Filter _____

4. Waste Disposer Trim _____

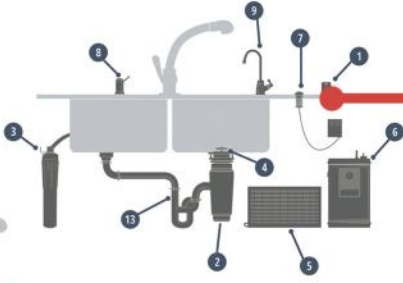
5. Mountain Chill® Water Chiller _____

6. Little Gourmet® Hot Water Dispenser _____

7. Air Switch _____

8. Soap/Lotion Dispenser _____

9. Accessory Faucet (Hot, Hot & Cold, Point-of-Use) _____



10. Supply Kit* _____

11. Mountain Pure® Point-of-Use Water Filtration _____

12. Strainer Only _____

13. Space Saving Stealthtrap* _____

Mandatory

Not Mandatory

Need Additional Help? Visit the Mountain Plumbing Website for Our Live Customer Service Chat

Project Details

Add all project related details here to keep your project's purchasing process organized.

Detailed Diagrams

Each fixture's diagram shows all fixtures in light gray and Mountain Plumbing Products in dark gray to help put our products in context of where they go in your project's design.

Product Key

Each numbered list item is color coded depending if it is required or not required. This key shows which color means what to make the question "what do I need?" easy to answer.

How-To Use Fixture Planning Diagrams

Step 1	Identify the fixture you want accessorize. Download and print the Fixture Planning Diagram from our website or photocopy it from this Price Book.
Step 2	Fill in the project details in the top right of the Fixture Planning Diagram. This helps keep your project organized.
Step 3	Review your fixtures diagram and product list and circle the kitchen and bath products you want for your fixture.
Step 4	Use the Mountain Plumbing Fixture Table of Contents on pages 7 and 8 to browse and select your products for each kitchen and bath product you wanted in step 3. Place each product's model number in the spaces provided on your Fixture Planning Diagram.
Step 5	All done! All that's left is to order your Mountain Plumbing Products and complete your design.

Section Contents

Bathtub **17**

Freestanding Bathtub **18**

Shower Stall **19**

Bath Sink **20**

Pedestal Sink **21**

Toilet **22**


Bidet **23**

Kitchen Sink **24**

Bar/Prep Sink **25**

Project Location: _____
 Date: _____
 Customer Name: _____
 Sales Order Number: _____

1. Overflow Trim _____
2. Drain Trim _____
3. Bath Waste & Overflow* _____



Mandatory



Not Mandatory

***Available as a Complete Kit**

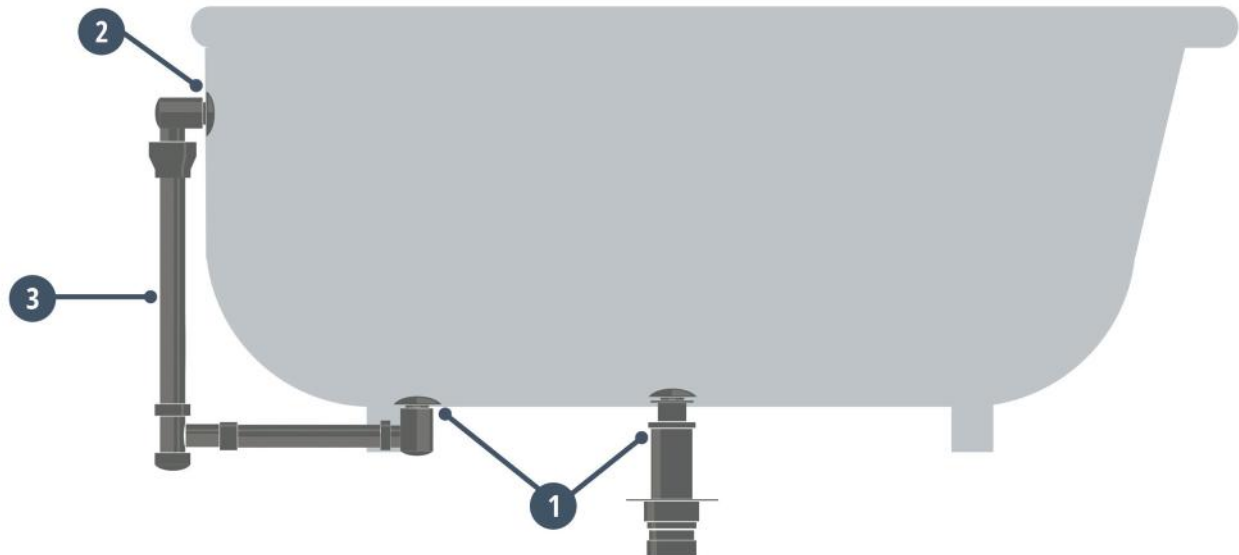
Project Location: _____

Date: _____

Customer Name: _____

Sales Order Number: _____

- 1. Drain Trim or Tub Docking Station** _____
- 2. Overflow Trim** _____
- 3. Bath Waste & Overflow*** _____



Mandatory



Not Mandatory

***Available as a Complete Kit**

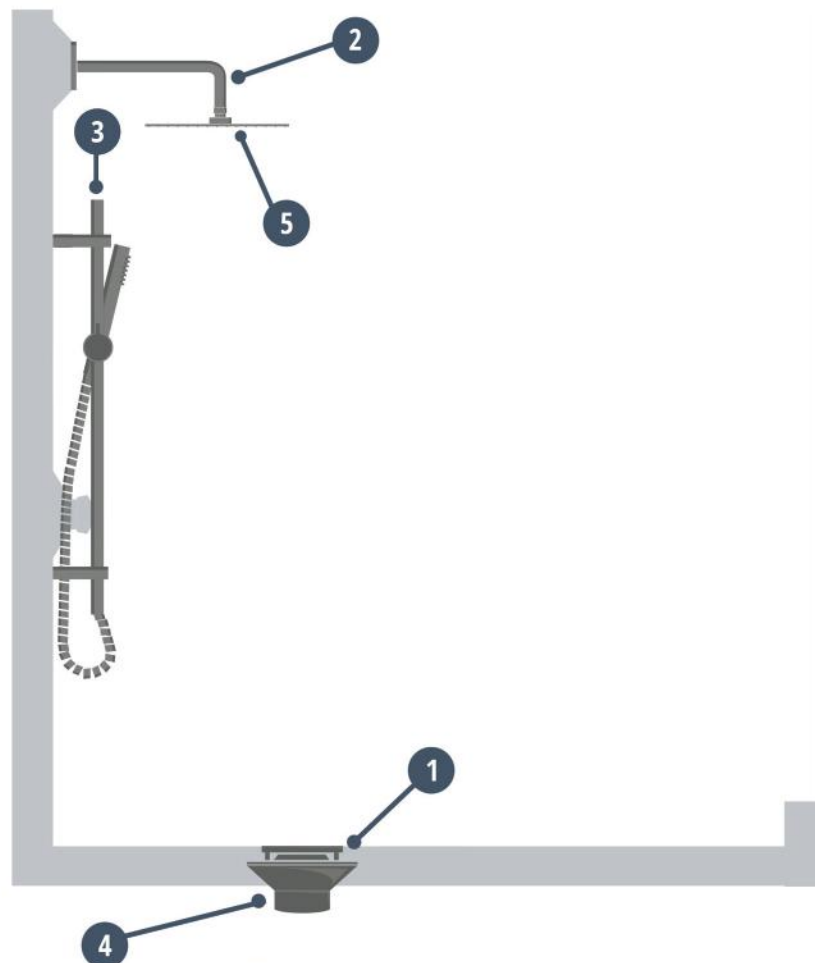
Project Location: _____

Date: _____

Customer Name: _____

Sales Order Number: _____

- 1. Drain Grid*** _____
- 2. Shower Arm** _____
- 3. Shower Rail & Handshower** _____
- 4. Drain Body*** _____
- 5. Shower Head** _____



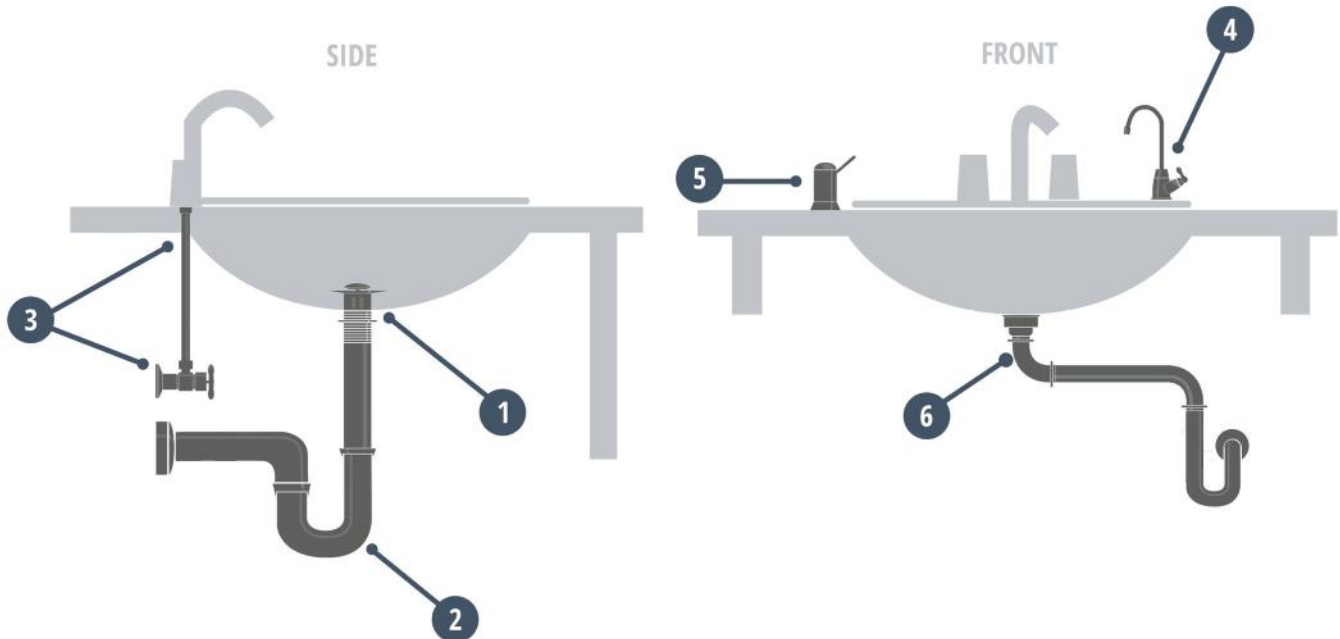
Mandatory

Not Mandatory

***Available as a Complete Kit**

Project Location: _____
 Date: _____
 Customer Name: _____
 Sales Order Number: _____

1. Lavatory Drain (with or without Overflow)* _____
2. Lavatory Trap* _____
3. Lavatory Supply Kit* _____
4. Point-of-Use Faucet _____
5. Soap/Lotion Dispenser _____
6. Lavatory Space Saving Trap _____



Mandatory

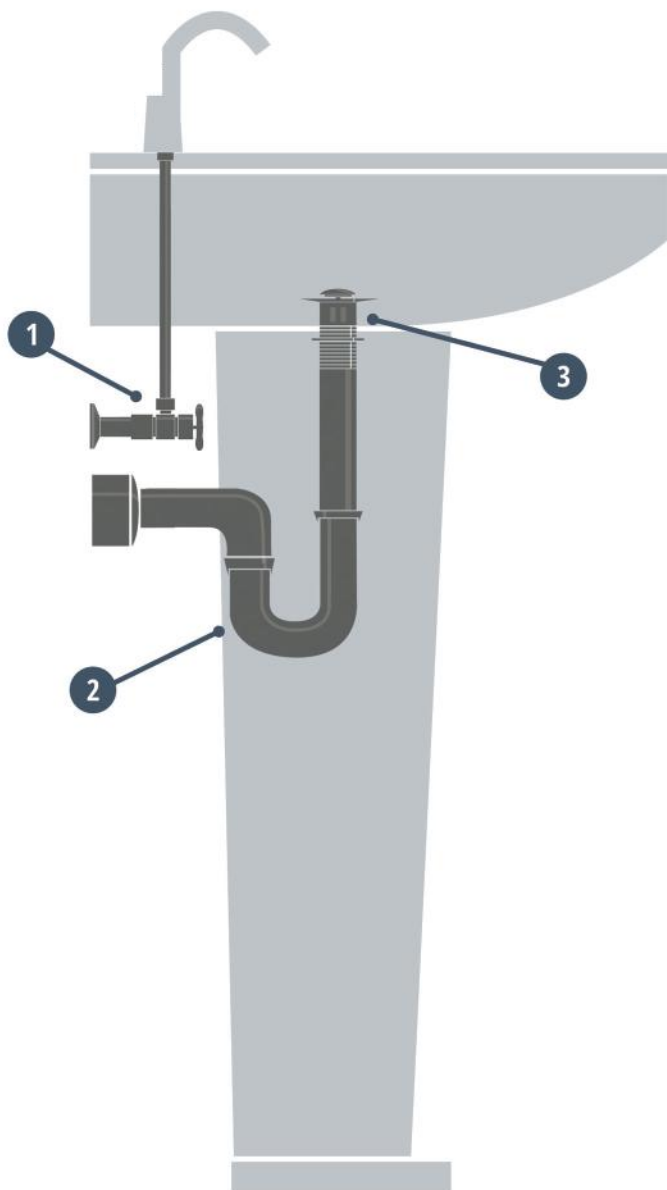


Not Mandatory

***Available as a Complete Kit**

Project Location: _____
 Date: _____
 Customer Name: _____
 Sales Order Number: _____

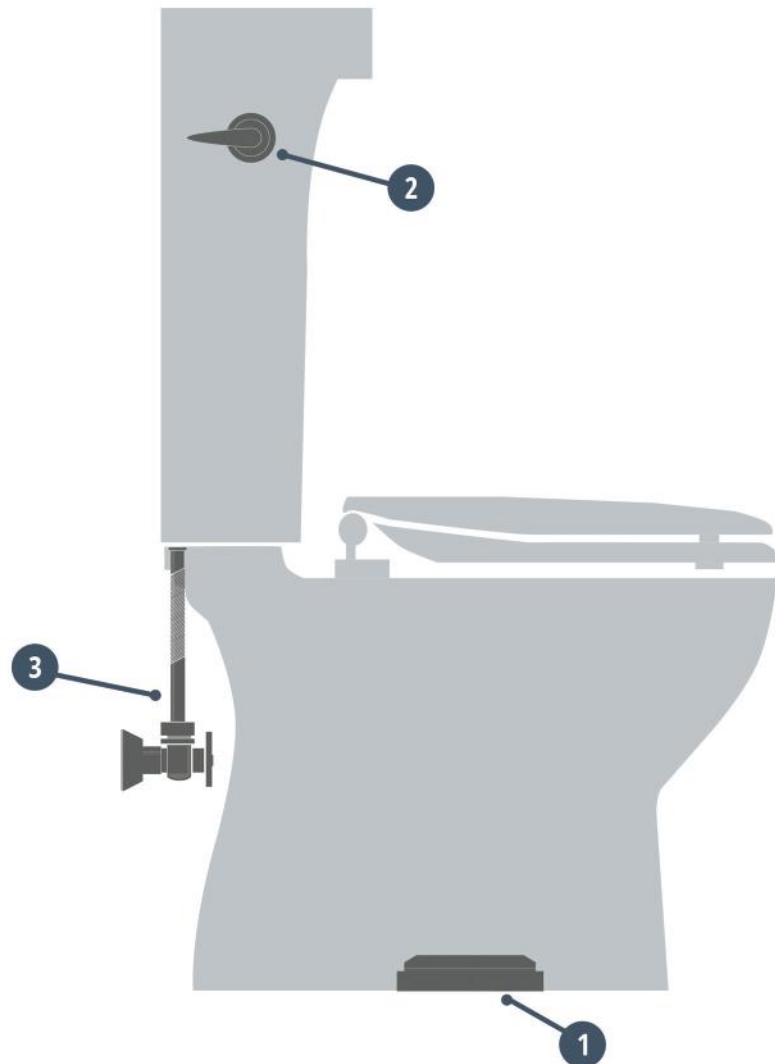
- 1. Lavatory Supply Kit** _____
- 2. Decorative Lavatory Trap** _____
- 3. Complete Lavatory Drain** _____



■ **Mandatory** ■ **Not Mandatory**

Project Location: _____
 Date: _____
 Customer Name: _____
 Sales Order Number: _____

- 1. Wax Ring** _____
- 2. Toilet Tank Lever** _____
- 3. Toilet Supply Kit** _____



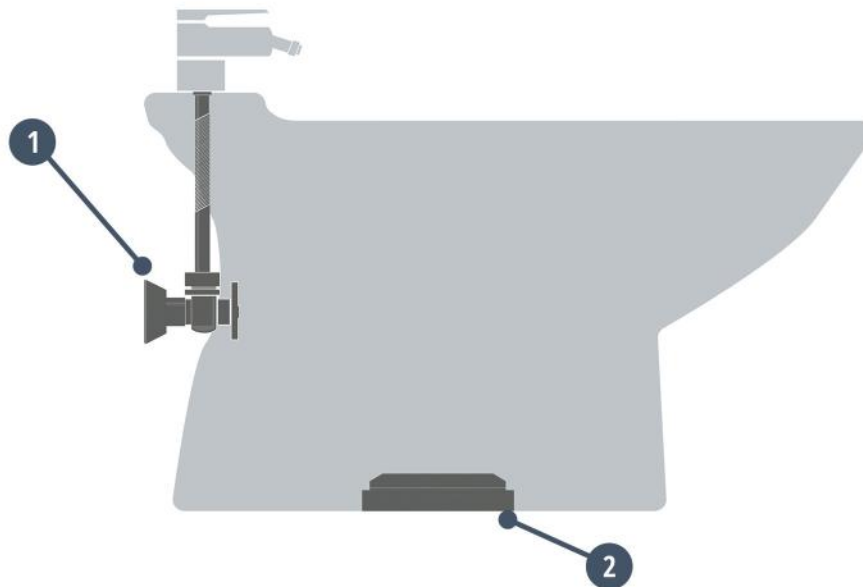
Mandatory



Not Mandatory

Project Location: _____
 Date: _____
 Customer Name: _____
 Sales Order Number: _____

1. Toilet Supply Kit _____
2. Wax Ring _____



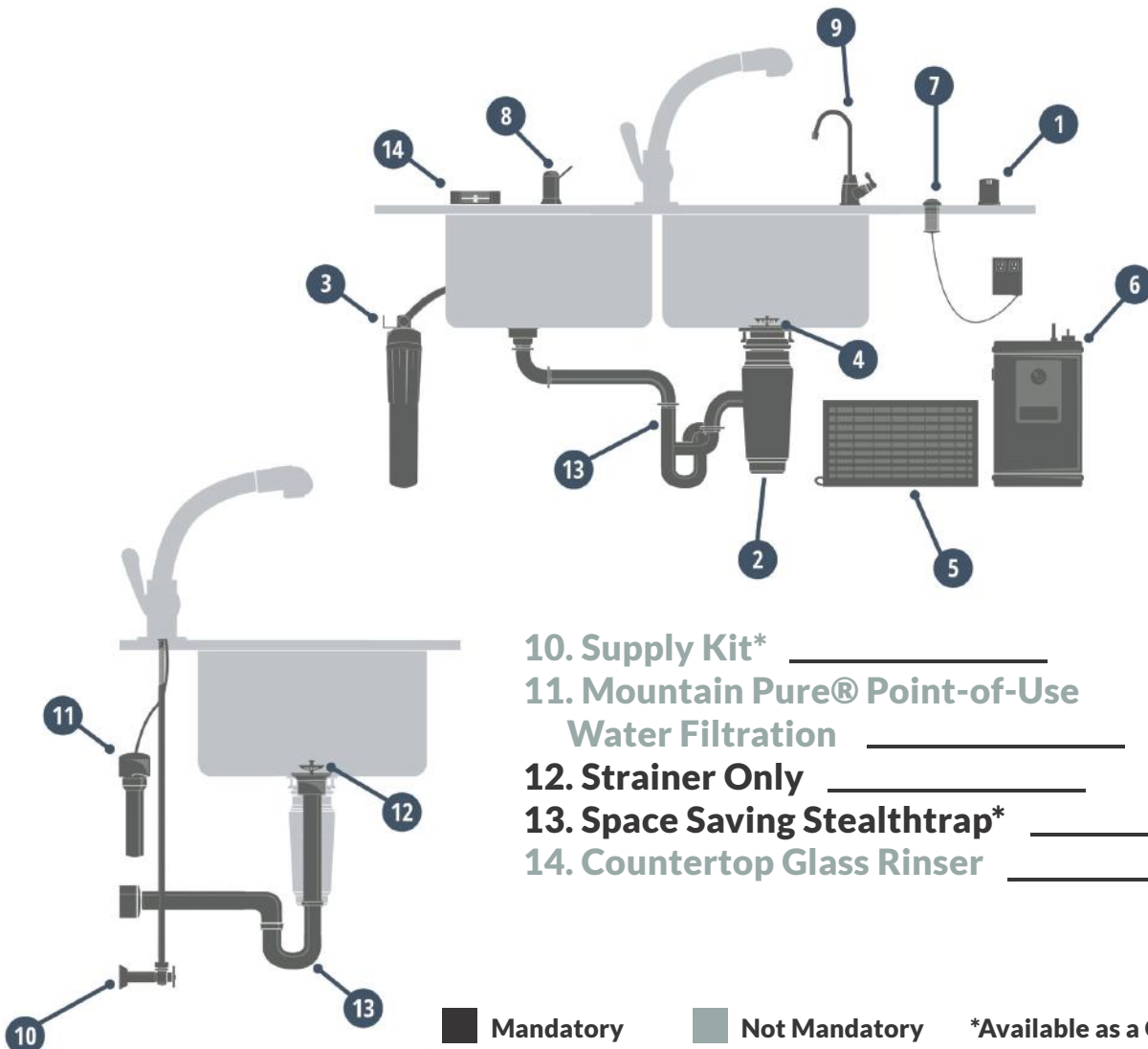
Mandatory



Not Mandatory

Project Location: _____
 Date: _____
 Customer Name: _____
 Sales Order Number: _____

1. Kitchen Sink Accessories (Air Gap & Sink Hole Cover) _____
2. Perfect Grind® Waste Disposer _____
3. Mountain Pure® Full Flow Water Filter _____
4. Waste Disposer Trim _____
5. Mountain Chill® Water Chiller _____
6. Little Gourmet® Hot Water Dispenser _____
7. Air Switch _____
8. Soap/Lotion Dispenser _____
9. Accessory Faucet (Hot, Hot & Cold, Point-of-Use) _____

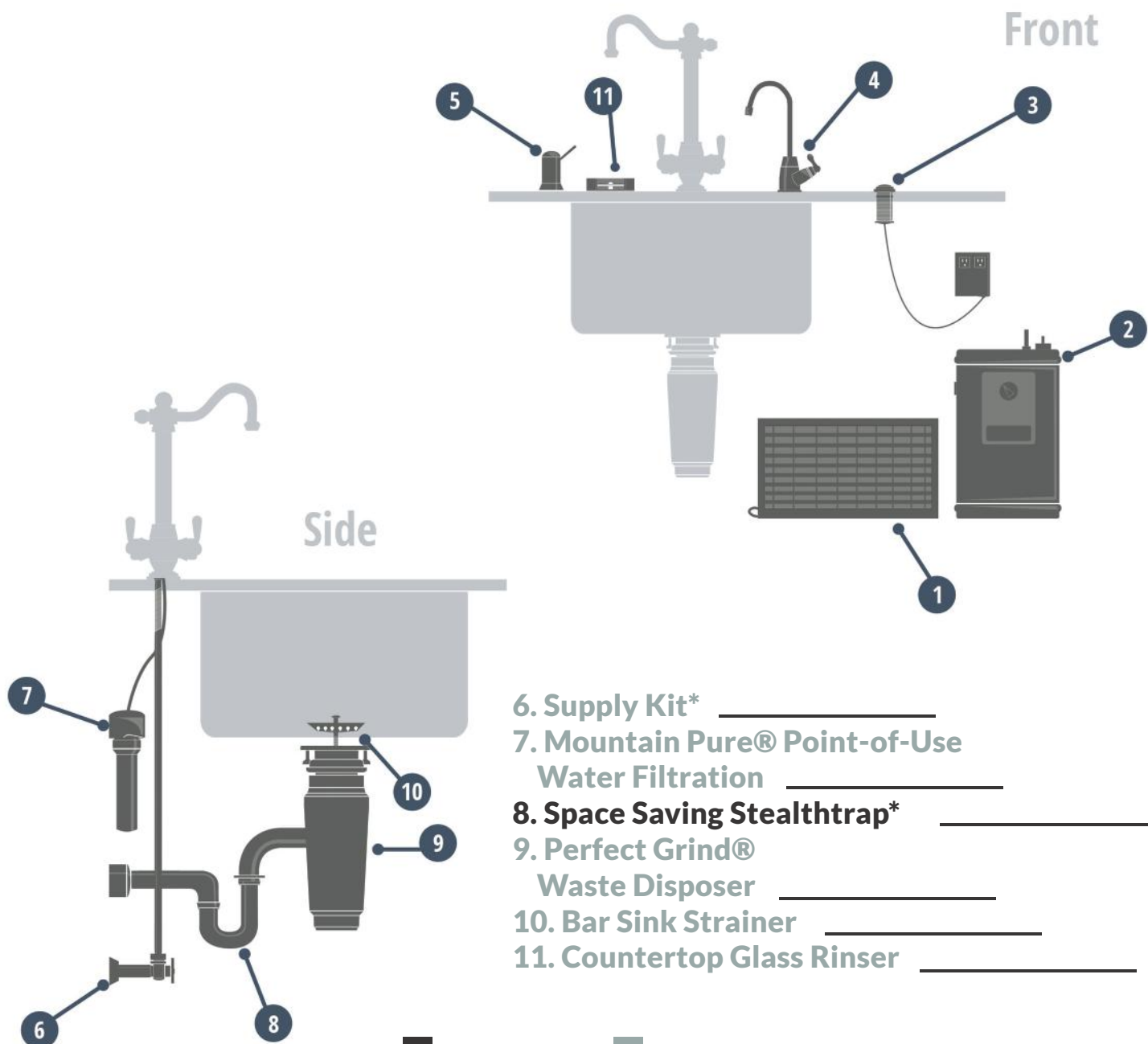


10. Supply Kit* _____
11. Mountain Pure® Point-of-Use Water Filtration _____
12. Strainer Only _____
13. Space Saving Stealthtrap* _____
14. Countertop Glass Rinser _____

■ Mandatory ■ Not Mandatory *Available as a Complete Kit

Project Location: _____
 Date: _____
 Customer Name: _____
 Sales Order Number: _____

1. Mountain Chill® Water Chiller _____
2. Little Gourmet® Hot Water Dispenser _____
3. Air Switch _____
4. Accessory Faucet (Hot, Hot & Cold, Point-of-Use) _____
5. Soap/Lotion Dispenser _____



6. Supply Kit* _____
7. Mountain Pure® Point-of-Use Water Filtration _____
8. Space Saving Stealthtrap* _____
9. Perfect Grind® Waste Disposer _____
10. Bar Sink Strainer _____
11. Countertop Glass Rinser _____



Mandatory



Not Mandatory

*Available as a Complete Kit

Notes:

Water Appliances

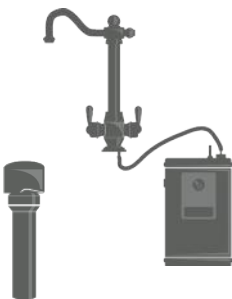
Contents



Perfect Grind® Waste Disposers & Accessories
28 - 44



Kitchen Accessories
46 - 62



Filters, Faucets, & Other Water Appliances
64 - 119

Perfect Grind® Waste Disposers & Accessories

Section Contents

Water Appliances Introduction **27**

Perfect Grind® Waste Disposers

ProSelect **29**

STEALTH **30**

Batch Feed **31**

Complete Kitchen Sink Packages **32 - 36**

Kitchen Space Saving Trap **32**


Air Switches **37 - 44**

Fixture Planning Diagrams

Use the kitchen sink and bar/prep sink fixture planning diagram to simplify your product selection and complete your design.

Kitchen Sink Fixture Planning Diagram **24**

Bar/Prep Sink Fixture Planning Diagram **25**





Perfect Grind By Mountain Plumbing

Whether you are in the market for a waste disposer for easy clean-up and reduced waste or to help out the environment by reducing greenhouse gas emissions, having a high quality, high torque unit is the way to go. The Perfect Grind® is an incredible addition to any kitchen because it is so easy to use and its unparalleled quality will last for years to come. All models are designed to fit in areas where space is limited, making these compact units ideal for all kitchens. But don't let their size fool you, these disposers pack a real punch.

All Disposers Work with the Elkay Perfect Drain

The Perfect Grind® is an exceptional choice for your home:

- Permanent magnet high RPM means high torque and less jams
- No name stamped into the rim of the flange, creating a smooth, clean look
- Stellar antimicrobial technology for odor protection (Stealth Models Only)
- No de-jamming tool is required, it is self sufficient
- Safe for your septic system

Perfect Grind® comes with:

- Removable splash guard
- Thermoset polymer drain housing
- Permanently lubricated, sleeve type bearings
- Cast stainless steel impellers
- Stainless steel grind ring, balanced turntable, & balanced armature shaft
- Power cord factory installed
- ABS hopper & manual reset



Perfect Grind® ProSelect 1 Waste Disposer - Continuous Feed 3-Bolt Mount 1/3 HP

PROSELECT 1

\$ 299

Features:

- Continuous Feed
- 1/3 HP
- 2800 RPM
- 110v
- 2.25 Amps
- 9.2 lbs
- 12-1/8" Tall X 5-3/4" Wide
- Factory Installed Power Cord Included

3 Year Limited Replacement Warranty



Perfect Grind® ProSelect 5 Waste Disposer - Continuous Feed 3-Bolt Mount 1/2 HP

PROSELECT 5

\$ 330

Features:

- Continuous Feed
- 1/2 HP
- 3200 RPM
- 110v
- 3.25 Amps
- 9.4 lbs
- 12-1/8" Tall X 5-3/4" Wide
- Factory Installed Power Cord Included

5 Year Limited Replacement Warranty

**1/2 HP Model
NOW WITH A
5 YEAR
WARRANTY!**



Perfect Grind® Waste Disposer - Continuous Feed 3-Bolt Mount 5/8 HP

STEALTH580 \$ 491

Features:

- Continuous Feed
- 5/8 HP
- 3400 RPM
- 110v
- 3.25 Amps
- 9.7 lbs
- 12-1/8" Tall X 5-5/16" Wide
- Factory Installed Power Cord Included



LIFETIME WARRANTY



Perfect Grind® Waste Disposer - Continuous Feed 3-Bolt Mount 3/4 HP

STEALTH750 \$ 567

Features:

- Continuous Feed
- 3/4 HP
- 3600 RPM
- 110v
- 5.0 Amps
- 11.5 lbs
- 13-3/16" Tall X 5-5/16" Wide
- Factory Installed Power Cord Included



LIFETIME WARRANTY



Perfect Grind® Waste Disposer - Continuous Feed 3-Bolt Mount 1-1/4 HP

STEALTH1250 \$ 671

Features:

- Continuous Feed
- 1-1/4 HP
- 4000 RPM
- 110v
- 7.5 Amps
- 13.2 lbs
- 14-5/8" Tall X 5-5/16" Wide
- Factory Installed Power Cord Included



LIFETIME WARRANTY



Rubber Splashguard

MT568-SPLASHGUARD \$ 11
Replacement for Perfect Grind® 3-Bolt Mount Waste Disposers



Scan the QR Code to Learn More About Our Stealth Disposers!



Batch Feed Waste Disposer System Kit

MT999BF/**

- Converts a continuous feed disposer to batch feed with no rewiring needed
- For use with Mountain Plumbing Perfect Grind® disposers only
- Dual Functionality: Can be used as a normal strainer basket when disposer is not in use
- Fully plated stainless steel strainer basket and sink flange
- Fits maximum sink thickness of 13/16"
- ETL Approved

Standard Finishes

MT999BF/BRN	Brushed Nickel	\$ 263
MT999BF/BRS	Brushed Stainless	\$ 233
MT999BF/CHBRZ	Champagne Bronze	\$ 301
MT999BF/CPB	Polished Chrome	\$ 245
MT999BF/MB	Matte Black	\$ 289
MT999BF/ORB	Oil Rubbed Bronze	\$ 287
MT999BF/PN	Polished Nickel	\$ 263
MT999BF/ULB	Unlacquered Brass	\$ 245
MT999BF/VB	Venetian Bronze	\$ 287

Group 1 Finishes

All Group 1 Finishes	\$ 289
----------------------	--------

Group 2 Finishes

All Group 2 Finishes	\$ 301
----------------------	--------



Batch Feed Waste Disposer System Kit with 3-Bolt Mount 3/4 HP Disposer

MT777BF/**

- Converts a continuous feed disposer to batch feed with no rewiring needed
- Dual Functionality: Can be used as a normal strainer basket when disposer is not in use
- Fully plated stainless steel strainer basket and sink flange
- Fits maximum sink thickness of 13/16"
- Includes 3-Bolt Mount 3/4 HP STEALTH750 Disposer

Standard Finishes

MT777BF/BRN	Brushed Nickel	\$ 829
MT777BF/BRS	Brushed Stainless	\$ 799
MT777BF/CHBRZ	Champagne Bronze	\$ 867
MT777BF/CPB	Polished Chrome	\$ 812
MT777BF/MB	Matte Black	\$ 856
MT777BF/ORB	Oil Rubbed Bronze	\$ 854
MT777BF/PN	Polished Nickel	\$ 829
MT777BF/ULB	Unlacquered Brass	\$ 812
MT777BF/VB	Venetian Bronze	\$ 854

Group 1 Finishes

All Group 1 Finishes	\$ 856
----------------------	--------

Group 2 Finishes

All Group 2 Finishes	\$ 867
----------------------	--------

Notes:



Complete Kitchen Sink Packages

Mountain Plumbing's Complete Kitchen Sink Packages help make the installation of single and double bowl kitchen sinks easier while offering 10% savings compared to purchasing individual components.



Single Bowl Packages
Page 33 - 34



Double Bowl Packages
Page 35 - 36



STEALTHTRAP + STEALTH DISPOSER

Maximize Your Under Sink Space



TOP VIEW

Ensure Maximum Storage Space Inside Your Kitchen Cabinet

SIDE VIEW

Space Saving Design of Stealth Waste Disposer is 40% Smaller



Space Saving Trap for Single Bowl Kitchen Sinks

STEALTHTRAP

\$34

How It Works:

- Turn the Stealth Disposer dishwasher discharge elbow to face the back of the sink.
- Connect the dishwasher elbow to the horizontal tube to run to back of cabinet.
- Connect vertical tube to connect to p-trap and connect to rough-in.
- Ensures maximum storage space.



Single Bowl Kitchen Sink Packages - Standard



Single Bowl Standard Kitchen Sink Package

MTSINK1S

Complete Kitchen Sink Package Includes:

- Stealth 750 (3/4 HP Disposer)
- STEALTHTRAP
- MT200EV (Disposer Strainer)
- MT951 (Air Switch)



Tier A

MTSINK1S/BRS	Brushed Stainless	\$ 770
MTSINK1S/CPB	Polished Chrome	\$ 770

Tier B

MTSINK1S/BRN	Brushed Nickel	\$ 835
MTSINK1S/PN	Polished Nickel	\$ 835

Tier C

MTSINK1S/MB	Matte Black	\$ 939
MTSINK1S/SB	Satin Brass	\$ 939
MTSINK1S/SC	Satin Chrome	\$ 939

Tier D

MTSINK1S/BN	Black Nickel	\$ 1090
MTSINK1S/CHBRZ	Champagne Bronze	\$ 1090
MTSINK1S/GM	Gunmetal	\$ 1090
MTSINK1S/PVDBB	PVD Brushed Bronze	\$ 1090
MTSINK1S/SG	Satin Gold	\$ 1090



Single Bowl Standard Kitchen Sink Package - Extended Flange

MTSINK1SE

Complete Kitchen Sink Package Includes:

- Stealth 750 (3/4 HP Disposer)
- STEALTHTRAP
- MT202 (Disposer Strainer Extended Flange)
- MT951 (Air Switch)



Tier A

MTSINK1SE/BRS	Brushed Stainless	\$ 780
MTSINK1SE/CPB	Polished Chrome	\$ 780

Tier B

MTSINK1SE/BRN	Brushed Nickel	\$ 846
MTSINK1SE/PN	Polished Nickel	\$ 846

Tier C

MTSINK1SE/MB	Matte Black	\$ 951
MTSINK1SE/SB	Satin Brass	\$ 951
MTSINK1SE/SC	Satin Chrome	\$ 951

Tier D

MTSINK1SE/BN	Black Nickel	\$ 1104
MTSINK1SE/CHBRZ	Champagne Bronze	\$ 1104
MTSINK1SE/GM	Gunmetal	\$ 1104
MTSINK1SE/PVDBB	PVD Brushed Bronze	\$ 1104
MTSINK1SE/SG	Satin Gold	\$ 1104



Single Bowl Kitchen Sink Packages - Deluxe



Single Bowl Deluxe Kitchen Sink Package

MTSINK1D



Complete Kitchen Sink Package Includes:

- Stealth 750 (3/4 HP Disposer)
- STEALTHTRAP
- MT200EV (Disposer Strainer)
- MT957R (Air Switch)

Tier A

MTSINK1D/BRS	Brushed Stainless	\$ 865
MTSINK1D/CPB	Polished Chrome	\$ 865

Tier B

MTSINK1D/BRN	Brushed Nickel	\$ 914
MTSINK1D/PN	Polished Nickel	\$ 914

Tier C

MTSINK1D/MB	Matte Black	\$ 1029
MTSINK1D/SB	Satin Brass	\$ 1029
MTSINK1D/SC	Satin Chrome	\$ 1029

Tier D

MTSINK1D/BN	Black Nickel	\$ 1192
MTSINK1D/CHBRZ	Champagne Bronze	\$ 1192
MTSINK1D/GM	Gunmetal	\$ 1192
MTSINK1D/PVDBB	PVD Brushed Bronze	\$ 1192
MTSINK1D/SG	Satin Gold	\$ 1192



Single Bowl Deluxe Kitchen Sink Package - Extended Flange

MTSINK1DE



Complete Kitchen Sink Package Includes:

- Stealth 750 (3/4 HP Disposer)
- STEALTHTRAP
- MT202 (Disposer Strainer Extended Flange)
- MT957R (Air Switch)

Tier A

MTSINK1DE/BRS	Brushed Stainless	\$ 874
MTSINK1DE/CPB	Polished Chrome	\$ 874

Tier B

MTSINK1DE/BRN	Brushed Nickel	\$ 923
MTSINK1DE/PN	Polished Nickel	\$ 923

Tier C

MTSINK1DE/MB	Matte Black	\$ 1041
MTSINK1DE/SB	Satin Brass	\$ 1041
MTSINK1DE/SC	Satin Chrome	\$ 1041

Tier D

MTSINK1DE/BN	Black Nickel	\$ 1207
MTSINK1DE/CHBRZ	Champagne Bronze	\$ 1207
MTSINK1DE/GM	Gunmetal	\$ 1207
MTSINK1DE/PVDBB	PVD Brushed Bronze	\$ 1207
MTSINK1DE/SG	Satin Gold	\$ 1207



Double Bowl Kitchen Sink Packages - Standard



Double Bowl Standard Kitchen Sink Package

MTSINK2S

Complete Kitchen Sink Package Includes:

- Stealth 750 (3/4 HP Disposer)
- MT300 (Strainer)
- MT200EV (Disposer Strainer)
- MT951 (Air Switch)



Tier A

MTSINK2S/BRS	Brushed Stainless	\$ 866
MTSINK2S/CPB	Polished Chrome	\$ 866

Tier B

MTSINK2S/BRN	Brushed Nickel	\$ 957
MTSINK2S/PN	Polished Nickel	\$ 957

Tier C

MTSINK2S/MB	Matte Black	\$ 1106
MTSINK2S/SB	Satin Brass	\$ 1106
MTSINK2S/SC	Satin Chrome	\$ 1106

Tier D

MTSINK2S/BN	Black Nickel	\$ 1321
MTSINK2S/CHBRZ	Champagne Bronze	\$ 1321
MTSINK2S/GM	Gunmetal	\$ 1321
MTSINK2S/PVDBB	PVD Brushed Bronze	\$ 1321
MTSINK2S/SG	Satin Gold	\$ 1321

Double Bowl Standard Kitchen Sink Package - Extended Flange

MTSINK2SE

Complete Kitchen Sink Package Includes:

- Stealth 750 (3/4 HP Disposer)
- MT300 (Strainer)
- MT202 (Disposer Strainer Extended Flange)
- MT951 (Air Switch)



Tier A

MTSINK2SE/BRS	Brushed Stainless	\$ 876
MTSINK2SE/CPB	Polished Chrome	\$ 876

Tier B

MTSINK2SE/BRN	Brushed Nickel	\$ 967
MTSINK2SE/PN	Polished Nickel	\$ 967

Tier C

MTSINK2SE/MB	Matte Black	\$ 1118
MTSINK2SE/SB	Satin Brass	\$ 1118
MTSINK2SE/SC	Satin Chrome	\$ 1118

Tier D

MTSINK2SE/BN	Black Nickel	\$ 1337
MTSINK2SE/CHBRZ	Champagne Bronze	\$ 1337
MTSINK2SE/GM	Gunmetal	\$ 1337
MTSINK2SE/PVDBB	PVD Brushed Bronze	\$ 1337
MTSINK2SE/SG	Satin Gold	\$ 1337



Double Bowl Kitchen Sink Packages - Deluxe



Double Bowl Deluxe Kitchen Sink Package

MTSINK2D



Complete Kitchen Sink Package Includes:

- Stealth 750 (3/4 HP Disposer)
- MT300 (Strainer)
- MT200EV (Disposer Strainer)
- MT957R (Air Switch)

Tier A

MTSINK2D/BRS	Brushed Stainless	\$ 960
MTSINK2D/CPB	Polished Chrome	\$ 960

Tier B

MTSINK2D/BRN	Brushed Nickel	\$ 1034
MTSINK2D/PN	Polished Nickel	\$ 1034

Tier C

MTSINK2D/MB	Matte Black	\$ 1197
MTSINK2D/SB	Satin Brass	\$ 1197
MTSINK2D/SC	Satin Chrome	\$ 1197

Tier D

MTSINK2D/BN	Black Nickel	\$ 1424
MTSINK2D/CHBRZ	Champagne Bronze	\$ 1424
MTSINK2D/GM	Gunmetal	\$ 1424
MTSINK2D/PVDBB	PVD Brushed Bronze	\$ 1424
MTSINK2D/SG	Satin Gold	\$ 1424



Double Bowl Deluxe Kitchen Sink Package - Extended Flange

MTSINK2DE



Complete Kitchen Sink Package Includes:

- Stealth 750 (3/4 HP Disposer)
- MT300 (Strainer)
- MT202 (Disposer Strainer Extended Flange)
- MT957R (Air Switch)

Tier A

MTSINK2DE/BRS	Brushed Stainless	\$ 969
MTSINK2DE/CPB	Polished Chrome	\$ 969

Tier B

MTSINK2DE/BRN	Brushed Nickel	\$ 1044
MTSINK2DE/PN	Polished Nickel	\$ 1044

Tier C

MTSINK2DE/MB	Matte Black	\$ 1208
MTSINK2DE/SB	Satin Brass	\$ 1208
MTSINK2DE/SC	Satin Chrome	\$ 1208

Tier D

MTSINK2DE/BN	Black Nickel	\$ 1440
MTSINK2DE/CHBRZ	Champagne Bronze	\$ 1440
MTSINK2DE/GM	Gunmetal	\$ 1440
MTSINK2DE/PVDBB	PVD Brushed Bronze	\$ 1440
MTSINK2DE/SG	Satin Gold	\$ 1440



Round "Classic" Waste Disposer Air Switch with Direct Plug-In

MT951

Mountain Plumbing's "Classic" air switch provides safe, convenient disposer activation. No wet hands fear when turning on disposer. Perfect for island or other damp environment installations!

For use with ALL continuous feed waste disposers with attached power cords. When disposer is operating, the other plug will not have power.

- Round Style Push Button with 1-3/8" Mounting Hole
- Fits 1-1/2" Thick Deck
- No Tools Required for Installation
- Air Actuated
- ETL Approved

Standard Finishes

MT951/BRN	Brushed Nickel	\$ 218
MT951/BRS	Brushed Stainless	\$ 204
MT951/CHBRZ	Champagne Bronze	\$ 376
MT951/CPB	Polished Chrome	\$ 183
MT951/MB	Matte Black	\$ 287
MT951/ORB	Oil Rubbed Bronze	\$ 232
MT951/PN	Polished Nickel	\$ 218
MT951/VB	Venetian Bronze	\$ 232

Group 1 Finishes

All Group 1 Finishes	\$ 287
----------------------	---------------

Group 2 Finishes

All Group 2 Finishes	\$ 376
----------------------	---------------

Other Finishes

MT951/BL	Black	\$ 166
MT951/BT	Biscuit	\$ 166
MT951/WH	White	\$ 166



Round "Classic" Waste Disposer Air Switch with Freedom Mount

MT953

Mountain Plumbing's "Classic" air switch provides safe, convenient disposer activation. No wet hands fear when turning on disposer. Perfect for island or other damp environment installations!

For use with ALL continuous feed waste disposers. Mounts on cabinet wall and plugs directly into receptacle.

- Round Style Push Button with 1-3/8" Mounting Hole
- Freedom to mount anywhere with attached cord
- Fits 1-1/2" Thick Deck
- No Tools Required for Installation
- Air Actuated
- ETL Approved

Standard Finishes

MT953/BRN	Brushed Nickel	\$ 218
MT953/BRS	Brushed Stainless	\$ 204
MT953/CHBRZ	Champagne Bronze	\$ 376
MT953/CPB	Polished Chrome	\$ 183
MT953/MB	Matte Black	\$ 287
MT953/ORB	Oil Rubbed Bronze	\$ 232
MT953/PN	Polished Nickel	\$ 218
MT953/VB	Venetian Bronze	\$ 232

Group 1 Finishes

All Group 1 Finishes	\$ 287
----------------------	---------------

Group 2 Finishes

All Group 2 Finishes	\$ 376
----------------------	---------------

Other Finishes

MT953/BL	Black	\$ 166
MT953/BT	Biscuit	\$ 166
MT953/WH	White	\$ 166



Round "Deluxe" Flush Waste Disposer Air Switch with Freedom Mount

MT957

Mountain Plumbing's "Deluxe" Flush air switch provides safe, convenient disposer activation. No wet hands fear when turning on the disposer. Perfect for island or other damp environment installations!

For use with ALL continuous feed waste disposers. Box mounts on cabinet wall and plugs directly into outlet. When disposer is operating, the other plug will not have power.

- Round Flush style button with 1-3/8" mounting hole
- Freedom to mount box anywhere
- Fits up to 2" thick deck
- Solid brass construction
- No tools required for installation
- Air actuated

Standard Finishes

MT957/BRN	Brushed Nickel	\$ 295
MT957/BRS	Brushed Stainless	\$ 288
MT957/CHBRZ	Champagne Bronze	\$ 490
MT957/CPB	Polished Chrome	\$ 277
MT957/MB	Matte Black	\$ 388
MT957/ORB	Oil Rubbed Bronze	\$ 305
MT957/PN	Polished Nickel	\$ 295
MT957/ULB	Unlacquered Brass	\$ 277
MT957/VB	Venetian Bronze	\$ 305

Group 1 Finishes

All Group 1 Finishes	\$ 388
----------------------	---------------

Group 2 Finishes

All Group 2 Finishes	\$ 490
----------------------	---------------



Round "Deluxe" Raised Waste Disposer Air Switch with Freedom Mount

MT957R

Mountain Plumbing's "Deluxe" Raised air switch provides safe, convenient disposer activation. No wet hands fear when turning on the disposer. Perfect for island or other damp environment installations!

For use with ALL continuous feed waste disposers. Box mounts on cabinet wall and plugs directly into outlet. When disposer is operating, the other plug will not have power.

- Round Raised style button with 1-3/8" mounting hole
- Freedom to mount box anywhere
- Fits up to 2" thick deck
- Solid brass construction
- No tools required for installation
- Air actuated

Standard Finishes

MT957R/BRN	Brushed Nickel	\$ 295
MT957R/BRS	Brushed Stainless	\$ 288
MT957R/CHBRZ	Champagne Bronze	\$ 490
MT957R/CPB	Polished Chrome	\$ 277
MT957R/MB	Matte Black	\$ 388
MT957R/ORB	Oil Rubbed Bronze	\$ 305
MT957R/PN	Polished Nickel	\$ 295
MT957R/ULB	Unlacquered Brass	\$ 277
MT957R/VB	Venetian Bronze	\$ 305

Group 1 Finishes

All Group 1 Finishes	\$ 388
----------------------	---------------

Group 2 Finishes

All Group 2 Finishes	\$ 490
----------------------	---------------



Square "Deluxe" Flush Waste Disposer Air Switch with Freedom Mount

MT962

Mountain Plumbing's "Deluxe" Flush air switch provides safe, convenient disposer activation. No wet hands fear when turning on disposer. Perfect for island or other damp environment installations!

For use with ALL continuous feed waste disposers with attached power cords. When disposer is operating, the other plug will not have power. Box mounts on cabinet wall and plugs directly into outlet.

- Square Flush style push button with 1-3/8" mounting hole
- Freedom to mount box anywhere
- Fits up to 2" thick deck
- Solid brass construction
- No tools required for installation
- Air actuated

Standard Finishes

MT962/BRN	Brushed Nickel	\$ 295
MT962/BRS	Brushed Stainless	\$ 288
MT962/CHBRZ	Champagne Bronze	\$ 490
MT962/CPB	Polished Chrome	\$ 277
MT962/MB	Matte Black	\$ 388
MT962/ORB	Oil Rubbed Bronze	\$ 305
MT962/PN	Polished Nickel	\$ 295
MT962/ULB	Unlacquered Brass	\$ 277
MT962/VB	Venetian Bronze	\$ 305

Group 1 Finishes

All Group 1 Finishes	\$ 388
----------------------	---------------

Group 2 Finishes

All Group 2 Finishes	\$ 490
----------------------	---------------



Square "Deluxe" Raised Waste Disposer Air Switch with Freedom Mount

MT962R

Mountain Plumbing's "Deluxe" Raised air switch provides safe, convenient disposer activation. No wet hands fear when turning on disposer. Perfect for island or other damp environment installations!

For use with ALL continuous feed waste disposers with attached power cords. When disposer is operating, the other plug will not have power. Box mounts on cabinet wall and plugs directly into outlet.

- Square Raised style push button with 1-3/8" mounting hole
- Freedom to mount box anywhere
- Fits up to 2" thick deck
- Solid brass construction
- No tools required for installation
- Air actuated

Standard Finishes

MT962R/BRN	Brushed Nickel	\$ 295
MT962R/BRS	Brushed Stainless	\$ 288
MT962R/CHBRZ	Champagne Bronze	\$ 490
MT962R/CPB	Polished Chrome	\$ 277
MT962R/MB	Matte Black	\$ 388
MT962R/ORB	Oil Rubbed Bronze	\$ 305
MT962R/PN	Polished Nickel	\$ 295
MT962R/ULB	Unlacquered Brass	\$ 277
MT962R/VB	Venetian Bronze	\$ 305

Group 1 Finishes

All Group 1 Finishes	\$ 388
----------------------	---------------

Group 2 Finishes

All Group 2 Finishes	\$ 490
----------------------	---------------



Round "Deluxe" Knurled Raised Waste Disposer Air Switch with Freedom Mount

MT964K

Mountain Plumbing's "Deluxe" Knurled Raised air switch provides safe, convenient disposer activation. No wet hands fear when turning on the disposer. Perfect for island or other damp environment installations!

For use with ALL continuous feed waste disposers. Box mounts on cabinet wall and plugs directly into outlet. When disposer is operating, the other plug will not have power.

- Round Raised style button with 1-3/8" mounting hole
- Freedom to mount box anywhere
- Fits up to 2" thick deck
- Solid brass construction
- No tools required for installation
- Air actuated

Standard Finishes

MT964K/BRN	Brushed Nickel	\$ 295
MT964K/BRS	Brushed Stainless	\$ 288
MT964K/CHBRZ	Champagne Bronze	\$ 490
MT964K/CPB	Polished Chrome	\$ 277
MT964K/MB	Matte Black	\$ 388
MT964K/ORB	Oil Rubbed Bronze	\$ 305
MT964K/PN	Polished Nickel	\$ 295
MT964K/ULB	Unlacquered Brass	\$ 277
MT964K/VB	Venetian Bronze	\$ 305

Group 1 Finishes

All Group 1 Finishes	\$ 388
----------------------	---------------

Group 2 Finishes

All Group 2 Finishes	\$ 490
----------------------	---------------



Round "Deluxe" Traditional Raised Waste Disposer Air Switch with Freedom Mount

MT964T

Mountain Plumbing's "Deluxe" Traditional Raised air switch provides safe, convenient disposer activation. No wet hands fear when turning on the disposer. Perfect for island or other damp environment installations!

For use with ALL continuous feed waste disposers. Box mounts on cabinet wall and plugs directly into outlet. When disposer is operating, the other plug will not have power.

- Round Raised style button with 1-3/8" mounting hole
- Freedom to mount box anywhere
- Fits up to 2" thick deck
- Solid brass construction
- No tools required for installation
- Air actuated

Standard Finishes

MT964T/BRN	Brushed Nickel	\$ 295
MT964T/BRS	Brushed Stainless	\$ 288
MT964T/CHBRZ	Champagne Bronze	\$ 490
MT964T/CPB	Polished Chrome	\$ 277
MT964T/MB	Matte Black	\$ 388
MT964T/ORB	Oil Rubbed Bronze	\$ 305
MT964T/PN	Polished Nickel	\$ 295
MT964T/ULB	Unlacquered Brass	\$ 277
MT964T/VB	Venetian Bronze	\$ 305

Group 1 Finishes

All Group 1 Finishes	\$ 388
----------------------	---------------

Group 2 Finishes

All Group 2 Finishes	\$ 490
----------------------	---------------



Disposer Air Switch Assembly - Direct Plug-In Box (No Button)

MT951/BOX

Mountain Plumbing's Direct Plug-In air switch box and air hose. This kit includes just the switch box and air hose for use with a Mountain Plumbing Classic or Deluxe air switch. This product is ETL Approved.

\$ 119



Disposer Air Switch Assembly - Freedom Mount Box (No Button)

MT953/BOX

Mountain Plumbing's Freedom Mount air switch box and air hose. This kit includes just the switch box and air hose for use with a Mountain Plumbing Classic or Deluxe air switch. This product is ETL Approved.

\$ 119



Replacement Round "Classic" Waste Disposer Air Switch

MT955

Mountain Plumbing's "Classic" air switch provides safe, convenient disposer activation. No wet hands fear when turning on disposer. Perfect for island or other damp environment installations!

For use with ALL continuous feed waste disposers. Round style button with 1-3/8" mounting hole.

- Fits 1-1/2" Thick Deck
- No Tools Required for Installation
- Air Actuated

Replacement air switch for MT951, MT953, Insinkerator, and Franke push buttons.

Standard Finishes

MT955/BRN	Brushed Nickel	\$ 99
MT955/BRS	Brushed Stainless	\$ 84
MT955/CHBRZ	Champagne Bronze	\$ 256
MT955/CPB	Polished Chrome	\$ 65
MT955/MB	Matte Black	\$ 169
MT955/ORB	Oil Rubbed Bronze	\$ 112
MT955/PN	Polished Nickel	\$ 99
MT955/VB	Venetian Bronze	\$ 112

Group 1 Finishes

All Group 1 Finishes	\$ 169
----------------------	---------------

Group 2 Finishes

All Group 2 Finishes	\$ 256
----------------------	---------------

Other Finishes

MT955/BL	Black	\$ 49
MT955/BT	Biscuit	\$ 49
MT955/WH	White	\$ 49



Round Replacement "Deluxe" Flush Waste Disposer Air Switch Button

MT958

Mountain Plumbing's "Deluxe" Flush air switch provides safe, convenient disposer activation. No wet hands fear when turning on the disposer. Perfect for island or other damp environment installations!

Replacement air switch for Mountain Plumbing, Insinkerator, Franke, Cal Faucets, West Brass, Brasstech and Jaclo push buttons.

For use with ALL continuous feed waste disposers. Round style button with 1-3/8" mounting hole.

- Fits up to 2" thick deck
- Solid brass construction
- No tools required for installation
- Air actuated

Standard Finishes

MT958/BRN	Brushed Nickel	\$ 177
MT958/BRS	Brushed Stainless	\$ 169
MT958/CHBRZ	Champagne Bronze	\$ 372
MT958/CPB	Polished Chrome	\$ 159
MT958/MB	Matte Black	\$ 270
MT958/ORB	Oil Rubbed Bronze	\$ 185
MT958/PN	Polished Nickel	\$ 177
MT958/ULB	Unlacquered Brass	\$ 159
MT958/VB	Venetian Bronze	\$ 185

Group 1 Finishes

All Group 1 Finishes	\$ 270
----------------------	---------------

Group 2 Finishes

All Group 2 Finishes	\$ 372
----------------------	---------------



Round Replacement "Deluxe" Raised Waste Disposer Air Switch Button

MT958R

Mountain Plumbing's "Deluxe" Raised air switch provides safe, convenient disposer activation. No wet hands fear when turning on the disposer. Perfect for island or other damp environment installations!

Replacement air switch for Mountain Plumbing, Insinkerator, Franke, Cal Faucets, West Brass, Brasstech and Jaclo push buttons.

For use with ALL continuous feed waste disposers. Round style button with 1-3/8" mounting hole.

- Fits up to 2" thick deck
- Solid brass construction
- No tools required for installation
- Air actuated

Standard Finishes

MT958R/BRN	Brushed Nickel	\$ 177
MT958R/BRS	Brushed Stainless	\$ 169
MT958R/CHBRZ	Champagne Bronze	\$ 372
MT958R/CPB	Polished Chrome	\$ 159
MT958R/MB	Matte Black	\$ 270
MT958R/ORB	Oil Rubbed Bronze	\$ 185
MT958R/PN	Polished Nickel	\$ 177
MT958R/ULB	Unlacquered Brass	\$ 159
MT958R/VB	Venetian Bronze	\$ 185

Group 1 Finishes

All Group 1 Finishes	\$ 270
----------------------	---------------

Group 2 Finishes

All Group 2 Finishes	\$ 372
----------------------	---------------



Square Replacement "Deluxe" Flush Waste Disposer Air Switch Button

MT963

Mountain Plumbing's "Deluxe" Flush air switch provides safe, convenient disposer activation. No wet hands fear when turning on the disposer. Perfect for island or other damp environment installations!

Replacement air switch for Mountain Plumbing, Insinkerator, Franke, Cal Faucets, West Brass, Brasstech and Jaclo push buttons.

For use with ALL continuous feed waste disposers. Square style button with 1-3/8" mounting hole.

- Fits up to 2" thick deck
- Solid brass construction
- No tools required for installation
- Air actuated

Standard Finishes

MT963/BRN	Brushed Nickel	\$ 177
MT963/BRS	Brushed Stainless	\$ 169
MT963/CHBRZ	Champagne Bronze	\$ 372
MT963/CPB	Polished Chrome	\$ 159
MT963/MB	Matte Black	\$ 270
MT963/ORB	Oil Rubbed Bronze	\$ 185
MT963/PN	Polished Nickel	\$ 177
MT963/ULB	Unlacquered Brass	\$ 159
MT963/VB	Venetian Bronze	\$ 185

Group 1 Finishes

All Group 1 Finishes	\$ 270
----------------------	---------------

Group 2 Finishes

All Group 2 Finishes	\$ 372
----------------------	---------------



Square Replacement "Deluxe" Raised Waste Disposer Air Switch Button

MT963R

Mountain Plumbing's "Deluxe" Raised air switch provides safe, convenient disposer activation. No wet hands fear when turning on the disposer. Perfect for island or other damp environment installations!

Replacement air switch for Mountain Plumbing, Insinkerator, Franke, Cal Faucets, West Brass, Brasstech and Jaclo push buttons.

For use with ALL continuous feed waste disposers. Square style button with 1-3/8" mounting hole.

- Fits up to 2" thick deck
- Solid brass construction
- No tools required for installation
- Air actuated

Standard Finishes

MT963R/BRN	Brushed Nickel	\$ 177
MT963R/BRS	Brushed Stainless	\$ 169
MT963R/CHBRZ	Champagne Bronze	\$ 372
MT963R/CPB	Polished Chrome	\$ 159
MT963R/MB	Matte Black	\$ 270
MT963R/ORB	Oil Rubbed Bronze	\$ 185
MT963R/PN	Polished Nickel	\$ 177
MT963R/ULB	Unlacquered Brass	\$ 159
MT963R/VB	Venetian Bronze	\$ 185

Group 1 Finishes

All Group 1 Finishes	\$ 270
----------------------	---------------

Group 2 Finishes

All Group 2 Finishes	\$ 372
----------------------	---------------



Round Replacement "Deluxe" Knurled Raised Waste Disposer Air Switch Button

MT959K

Mountain Plumbing's "Deluxe" Knurled Raised air switch provides safe, convenient disposer activation. No wet hands fear when turning on the disposer. Perfect for island or other damp environment installations!

Replacement air switch for Mountain Plumbing, Insinkerator, Franke, Cal Faucets, West Brass, Brasstech and Jaclo push buttons.

For use with ALL continuous feed waste disposers. Round style button with 1-3/8" mounting hole.

- Fits up to 2" thick deck
- Solid brass construction
- No tools required for installation
- Air actuated

Standard Finishes

MT959K/BRN	Brushed Nickel	\$ 184
MT959K/BRS	Brushed Stainless	\$ 179
MT959K/CHBRZ	Champagne Bronze	\$ 389
MT959K/CPB	Polished Chrome	\$ 168
MT959K/MB	Matte Black	\$ 283
MT959K/ORB	Oil Rubbed Bronze	\$ 197
MT959K/PN	Polished Nickel	\$ 184
MT959K/ULB	Unlacquered Brass	\$ 168
MT959K/VB	Venetian Bronze	\$ 197

Group 1 Finishes

All Group 1 Finishes	\$ 283
----------------------	---------------

Group 2 Finishes

All Group 2 Finishes	\$ 389
----------------------	---------------



Round Replacement "Deluxe" Traditional Raised Waste Disposer Air Switch Button

MT959T

Mountain Plumbing's "Deluxe" Traditional Raised air switch provides safe, convenient disposer activation. No wet hands fear when turning on the disposer. Perfect for island or other damp environment installations!

Replacement air switch for Mountain Plumbing, Insinkerator, Franke, Cal Faucets, West Brass, Brasstech and Jaclo push buttons.

For use with ALL continuous feed waste disposers. Round style button with 1-3/8" mounting hole.

- Fits up to 2" thick deck
- Solid brass construction
- No tools required for installation
- Air actuated

Standard Finishes

MT959T/BRN	Brushed Nickel	\$ 184
MT959T/BRS	Brushed Stainless	\$ 179
MT959T/CHBRZ	Champagne Bronze	\$ 389
MT959T/CPB	Polished Chrome	\$ 168
MT959T/MB	Matte Black	\$ 283
MT959T/ORB	Oil Rubbed Bronze	\$ 197
MT959T/PN	Polished Nickel	\$ 184
MT959T/ULB	Unlacquered Brass	\$ 168
MT959T/VB	Venetian Bronze	\$ 197

Group 1 Finishes

All Group 1 Finishes	\$ 283
----------------------	---------------

Group 2 Finishes

All Group 2 Finishes	\$ 389
----------------------	---------------



Section Contents

Sink Strainers **47 - 50**

Waste Disposer Trims **51 - 55**

Waste Disposer Trim Parts **56**

Plastic Waste Disposer Trims **57**

Plastic Sink Strainers **57**

Countertop Glass Rinser **58**

Air Gaps **59 - 60**

Sink Hole Cover **60**

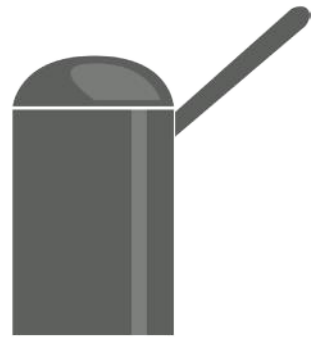
Soap/Lotion Dispensers **61 - 62**

Fixture Planning Diagrams

Use the kitchen sink and bar/prep sink fixture planning diagram to simplify your product selection and complete your design.

Kitchen Sink Fixture Planning Diagram **24**

Bar/Prep Sink Fixture Planning Diagram **25**





Classic - 3-1/2" Deluxe Stemball Kitchen Sink Strainer

MT300

Stainless Steel Flange and Strainer features spring-loaded center post. Available in multiple finishes to match your kitchen and/or bar/prep sink fixtures.

- Stainless Steel Spring-Loaded Center Post
- Polypropylene body
- Fits standard sink drain openings that measure 3-1/2" to 4" in diameter
- Can fit sinks up to 1-3/16" thick. Sinks thicker than this will require BRBOLT/90 Extension Screw (shown below)

Standard Finishes

MT300/BRN	Brushed Nickel	\$ 135
MT300/BRS	Brushed Stainless	\$ 85
MT300/CHBRZ	Champagne Bronze	\$ 259
MT300/CPB	Polished Chrome	\$ 130
MT300/MB	Matte Black	\$ 185
MT300/ORB	Oil Rubbed Bronze	\$ 145
MT300/PN	Polished Nickel	\$ 135
MT300/PS	Polished Stainless Steel	\$ 57
MT300/ORBC	Cerakote® Oil Rubbed Bronze	\$ 259
MT300/VB	Venetian Bronze	\$ 145

Group 1 Finishes

All Group 1 Finishes **\$ 185**

Group 2 Finishes

All Group 2 Finishes **\$ 259**



3-1/2" Deluxe Stemball Kitchen Sink Strainer - Basket Only

MT300BSK

Stainless Steel Strainer Basket features spring-loaded center post. Available in multiple finishes to match your kitchen and/or bar/prep sink fixtures.

- Stainless Steel Spring-Loaded Center Post
- This is the strainer basket only and does not include the flange.

Standard Finishes

MT300BSK/BRN	Brushed Nickel	\$ 38
MT300BSK/BRS	Brushed Stainless	\$ 38
MT300BSK/CPB	Polished Chrome	\$ 38
MT300BSK/ORB	Oil Rubbed Bronze	\$ 38
MT300BSK/PN	Polished Nickel	\$ 38
MT300BSK/PS	Polished Stainless	\$ 38
MT300BSK/VB	Venetian Bronze	\$ 38



Extension Screw

BRBOLT/90

It measures 3.5" and is for the MT300, MT115, BWSTU, and BWSTUG.

\$ 22



3-1/2" Deluxe All Metal Kitchen Sink Strainer

MT303

Stainless Steel Flange, Strainer, and Body features spring-loaded center post. Available in multiple finishes to match your kitchen and/or bar/prep sink fixtures.

- Stainless Steel Spring-Loaded Center Post
- All Stainless Steel Body
- Fits standard sink drain openings that measure 3-1/2" to 4" in diameter

***NOTE: This item is not available in the "Brass" Finishes.**

Standard Finishes

MT303/BRN	Brushed Nickel	\$ 184
MT303/BRS	Brushed Stainless	\$ 100
MT303/CHBRZ	Champagne Bronze	\$ 323
MT303/CPB	Polished Chrome	\$ 170
MT303/MB	Matte Black	\$ 235
MT303/ORB	Oil Rubbed Bronze	\$ 199
MT303/PN	Polished Nickel	\$ 184
MT303/VB	Venetian Bronze	\$ 199

Group 1 Finishes

All Group 1 Finishes	\$ 235
----------------------	---------------

Group 2 Finishes

All Group 2 Finishes	\$ 323
----------------------	---------------

Traditional - 3-1/2" Duo Basket Strainer for Kitchen Sink

MT8799

Stainless steel flange and strainer features a lift and lock stopper design that seals tightly. Available in multiple finishes to match your kitchen and/or bar/prep sink fixtures.

- Stainless steel drain body with brass locking ring and tail piece nut
- Can only fit sinks 7/8" thick
- Fits standard sink drain openings that measure 3-1/2" to 4" in diameter

Standard Finishes

MT8799/BRN	Brushed Nickel	\$ 148
MT8799/BRS	Brushed Stainless	\$ 95
MT8799/CHBRZ	Champagne Bronze	\$ 210
MT8799/CPB	Polished Chrome	\$ 101
MT8799/MB	Matte Black	\$ 176
MT8799/ORB	Oil Rubbed Bronze	\$ 159
MT8799/PN	Polished Nickel	\$ 148
MT8799/VB	Venetian Bronze	\$ 159

Group 1 Finishes

All Group 1 Finishes	\$ 176
----------------------	---------------

Group 2 Finishes

All Group 2 Finishes	\$ 210
----------------------	---------------

Notes:



Contemporary - 3-1/2" Deluxe Stemball Kitchen Sink Strainer

MT310

Stainless steel flange and strainer features a spring-loaded center post. Available in multiple finishes to match your kitchen and/or bar/prep sink fixtures.

- Stainless steel spring-loaded center post
- Stainless steel body with deep cup/long shank design allows for easy installation on both standard and thicker sinks: varying thicknesses from stainless steel sinks up to thicker granite or fireclay sinks
- Brass tail piece nut
- Fits standard sink drain openings that measure 3-1/2" to 4" in diameter

Standard Finishes

MT310/BRN	Brushed Nickel	\$ 135
MT310/BRS	Brushed Stainless	\$ 85
MT310/CHBRZ	Champagne Bronze	\$ 253
MT310/CPB	Polished Chrome	\$ 130
MT310/MB	Matte Black	\$ 186
MT310/ORB	Oil Rubbed Bronze	\$ 145
MT310/PN	Polished Nickel	\$ 135
MT310/VB	Venetian Bronze	\$ 145

Group 1 Finishes

All Group 1 Finishes	\$ 186
----------------------	---------------

Group 2 Finishes

All Group 2 Finishes	\$ 253
----------------------	---------------



3-in-1 - 3-1/2" Kitchen Sink Strainer with Stopper Lid and Lift-Out Basket

MT115

Stainless steel flange features a secure lid to stop water and a lift-out basket to collect waste. Available in multiple finishes to match your kitchen and/or bar/prep sink fixtures.

- Heavy duty stainless steel stopper lid
- Stainless steel lift-out basket which is plated to match
- Polypropylene body
- Can fit sinks up to 1-3/16" thick. Sinks thicker than this will require BRBOLT/90 Extension Screw (shown below)
- Fits standard sink drain openings that measure 3-1/2" to 4" in diameter

Standard Finishes

MT115/BRN	Brushed Nickel	\$ 153
MT115/BRS	Brushed Stainless	\$ 142
MT115/CHBRZ	Champagne Bronze	\$ 249
MT115/CPB	Polished Chrome	\$ 128
MT115/MB	Matte Black	\$ 193
MT115/ORB	Oil Rubbed Bronze	\$ 175
MT115/PN	Polished Nickel	\$ 153
MT115/VB	Venetian Bronze	\$ 175

Group 1 Finishes

All Group 1 Finishes	\$ 193
----------------------	---------------

Group 2 Finishes

All Group 2 Finishes	\$ 249
----------------------	---------------



Extension Screw

BRBOLT/90

It measures 3.5" and is for the MT300, MT115, BWSTU, and BWSTUG.

\$ 22



2-1/2" Deluxe Stemball Bar Sink Strainer

MT700

A bar or prep sink strainer patterned after the popular MT300, the 2-1/2" Stainless Steel Flange and Strainer features spring-loaded center post. Available in multiple finishes to match your kitchen and/or bar/prep sink fixtures.

- Polypropylene Body
- Stainless Steel Spring-Loaded Center Post
- Fits a 2" Drain Opening

***NOTE: This item is not available in the "Brass" Finishes.**

Standard Finishes

MT700/BRN	Brushed Nickel	\$ 115
MT700/BRS	Brushed Stainless	\$ 104
MT700/CHBRZ	Champagne Bronze	\$ 245
MT700/CPB	Polished Chrome	\$ 95
MT700/MB	Matte Black	\$ 175
MT700/ORB	Oil Rubbed Bronze	\$ 137
MT700/PN	Polished Nickel	\$ 115
MT700/PS	Polished Stainless	\$ 66
MT700/ORBC	Cerakote® Oil Rubbed Bronze	\$ 245
MT700/VB	Venetian Bronze	\$ 137

Group 1 Finishes

All Group 1 Finishes \$ 175

Group 2 Finishes

All Group 2 Finishes \$ 245

(Cannot be ordered in AB, EB, SB, or TB)



2-1/2" Brass Bar/Prep Strainer with Lift-Out Basket

MT710

2-1/2" standard brass bar or food prep sink strainer. Available in multiple finishes to match your kitchen and/or bar/prep sink fixtures.

- Made of Brass
- 2" Deep Removeable Strainer Basket
- Fits a 2" Drain Opening

This generous 2" deep removable strainer basket catches any debris. Does not have sealing function to hold water in sink.

Standard Finishes

MT710/BRN	Brushed Nickel	\$ 88
MT710/CHBRZ	Champagne Bronze	\$ 204
MT710/CPB	Polished Chrome	\$ 60
MT710/MB	Matte Black	\$ 159
MT710/ORB	Oil Rubbed Bronze	\$ 129
MT710/PN	Polished Nickel	\$ 88
MT710/ULB	Unlacquered Brass	\$ 60
MT710/VB	Venetian Bronze	\$ 129

Group 1 Finishes

All Group 1 Finishes \$ 159

Group 2 Finishes

All Group 2 Finishes \$ 204

Notes:



Classic - Complete Stopper & Strainer Unit Waste Disposer Trim

MT200EV

Match your waste disposer trim to your kitchen décor! The MT200EV is a complete strainer with collar that is compatible with continuous feed models only.

This stopper/strainer unit works with the following waste disposer models:

- Insinkerator (ISE) - old & new models
- Kenmore
- Maytag
- Ace
- Jenn-Air
- Kitchen Aid
- Whirlpool
- Perfect Grind® 3-Bolt Mount
- For disposers with 3-3/8" I.D. and 3 bolt mounting

Standard Finishes

MT200EV/BRN	Brushed Nickel	\$ 143
MT200EV/BRS	Brushed Stainless	\$ 92
MT200EV/CHBRZ	Champagne Bronze	\$ 268
MT200EV/CPB	Polished Chrome	\$ 137
MT200EV/MB	Matte Black	\$ 190
MT200EV/ORB	Oil Rubbed Bronze	\$ 150
MT200EV/PN	Polished Nickel	\$ 143
MT200EV/PS	Polished Stainless	\$ 90
MT200EV/ORBC	Cerakote® Oil Rubbed Bronze	\$ 268
MT200EV/VB	Venetian Bronze	\$ 150

Group 1 Finishes

All Group 1 Finishes	\$ 190
----------------------	---------------

Group 2 Finishes

All Group 2 Finishes	\$ 268
----------------------	---------------



Classic - Complete Stopper & Strainer Unit Waste Disposer Trim - Extended Flange

MT202

Match your waste disposer trim to your kitchen décor! The MT202 is a complete strainer with collar that is compatible with continuous feed models only.

This stopper/strainer unit works with the same waste disposer models as the MT200EV:

Now matching waste disposer trim is available for use with your thicker fireclay sink.

- Disposer flange with extended throat for thicker sink installations
- Fits sinks up to 1-3/4" thick
- For disposer with 3-3/8" I.D. and 3 bolt mounting

Standard Finishes

MT202/BRN	Brushed Nickel	\$ 155
MT202/BRS	Brushed Stainless	\$ 106
MT202/CHBRZ	Champagne Bronze	\$ 284
MT202/CPB	Polished Chrome	\$ 151
MT202/MB	Matte Black	\$ 202
MT202/ORB	Oil Rubbed Bronze	\$ 165
MT202/PN	Polished Nickel	\$ 155
MT202/PS	Polished Stainless	\$ 104
MT202/ORBC	Cerakote® Oil Rubbed Bronze	\$ 284
MT202/VB	Venetian Bronze	\$ 165

Group 1 Finishes

All Group 1 Finishes	\$ 202
----------------------	---------------

Group 2 Finishes

All Group 2 Finishes	\$ 284
----------------------	---------------



Traditional - Complete Stopper & Strainer Unit Waste Disposer Trim - Extended Flange

MT7799EV

Match your waste disposer trim to your kitchen décor! The MT7799EV is a complete strainer with collar that is compatible with continuous feed models only. This basket stopper style is only available in the extended flange and may be installed on thinner sinks with the use of the 3 bolts provided.

This stopper/strainer unit works with the following waste disposer models:

- Kenmore
- Maytag
- Ace
- Jenn-Air
- Kitchen Aid
- Whirlpool
- Perfect Grind® 3-Bolt Mount
- For disposers with 3-3/8" I.D. and 3 bolt mounting
- Includes 3 bolts to be used when installing on thinner sinks

Standard Finishes

MT7799EV/BRN	Brushed Nickel	\$ 155
MT7799EV/BRS	Brushed Stainless	\$ 106
MT7799EV/CHBRZ	Champagne Bronze	\$ 224
MT7799EV/CPB	Polished Chrome	\$ 113
MT7799EV/MB	Matte Black	\$ 188
MT7799EV/ORB	Oil Rubbed Bronze	\$ 165
MT7799EV/PN	Polished Nickel	\$ 155
MT7799EV/VB	Venetian Bronze	\$ 165

Group 1 Finishes

All Group 1 Finishes	\$ 188
----------------------	---------------

Group 2 Finishes

All Group 2 Finishes	\$ 224
----------------------	---------------



Contemporary - Complete Stopper & Strainer Unit Waste Disposer Trim

MT210EV

Match your waste disposer trim to your kitchen décor! The MT210EV is a complete strainer with collar that is compatible with continuous feed models only.

This stopper/strainer unit works with the following waste disposer models:

- Insinkerator (ISE) - old & new models
- Kenmore
- Maytag
- Ace
- Jenn-Air
- Kitchen Aid
- Whirlpool
- Perfect Grind® 3-Bolt Mount
- For disposers with 3-3/8" I.D. and 3 bolt mounting

Standard Finishes

MT210EV/BRN	Brushed Nickel	\$ 143
MT210EV/BRS	Brushed Stainless	\$ 92
MT210EV/CHBRZ	Champagne Bronze	\$ 268
MT210EV/CPB	Polished Chrome	\$ 143
MT210EV/MB	Matte Black	\$ 197
MT210EV/ORB	Oil Rubbed Bronze	\$ 150
MT210EV/PN	Polished Nickel	\$ 143
MT210EV/VB	Venetian Bronze	\$ 150

Group 1 Finishes

All Group 1 Finishes	\$ 197
----------------------	---------------

Group 2 Finishes

All Group 2 Finishes	\$ 268
----------------------	---------------



Contemporary - Complete Stopper & Strainer Unit Waste Disposer Trim - Extended Flange

MT212EV

Match your waste disposer trim to your kitchen décor! The MT212EV is a complete strainer with collar that is compatible with continuous feed models only.

This stopper/strainer unit works with the same waste disposer models as MT210EV.

Now matching waste disposer trim is available for use with your thicker fireclay sink

- Disposer flange with extended throat for thicker sink installations
- Fits sinks up to 1-3/4" thick
- For disposer with 3-3/8" I.D. and 3 bolt mounting

Standard Finishes

MT212EV/BRN	Brushed Nickel	\$ 155
MT212EV/BRS	Brushed Stainless	\$ 105
MT212EV/CHBRZ	Champagne Bronze	\$ 300
MT212EV/CPB	Polished Chrome	\$ 147
MT212EV/MB	Matte Black	\$ 224
MT212EV/ORB	Oil Rubbed Bronze	\$ 165
MT212EV/PN	Polished Nickel	\$ 155
MT212EV/VB	Venetian Bronze	\$ 165

Group 1 Finishes

All Group 1 Finishes **\$ 224**

Group 2 Finishes

All Group 2 Finishes **\$ 300**

Notes:



Complete Stopper & Strainer Unit Waste Disposer Trim

MT120EV

Match your waste disposer trim to your kitchen décor! The MT120EV is a complete strainer with collar that is compatible with continuous feed models only. This model only comes with the stopper lid and disposer flange; lift-out basket is not included.

This stopper/strainer unit works with the following waste disposer models:

- Insinkerator (ISE) - old & new models
- Kenmore
- Maytag
- Ace
- Jenn-Air
- Kitchen Aid
- Whirlpool
- Perfect Grind® 3-Bolt Mount
- For disposers with 3-3/8" I.D. and 3 bolt mounting

***NOTE: This item is not available in the "Brass" Finishes.**

Standard Finishes

MT120EV/BRN	Brushed Nickel	\$ 134
MT120EV/BRS	Brushed Stainless	\$ 122
MT120EV/CHBRZ	Champagne Bronze	\$ 220
MT120EV/CPB	Polished Chrome	\$ 106
MT120EV/MB	Matte Black	\$ 172
MT120EV/ORB	Oil Rubbed Bronze	\$ 153
MT120EV/PN	Polished Nickel	\$ 134
MT120EV/VB	Venetian Bronze	\$ 153

Group 1 Finishes

All Group 1 Finishes	\$ 172
----------------------	---------------

Group 2 Finishes

All Group 2 Finishes	\$ 220
----------------------	---------------



3-in-1 Complete Stopper & Strainer Unit Waste Disposer Trim - Extended Flange

MT130

Match your waste disposer trim to your kitchen décor! The MT130 is a complete strainer with collar that is compatible with continuous feed models only. This stopper lid with lift-out basket style is only available in the extended flange and may be installed on thinner sinks with the use of the 3 bolts provided.

This stopper/strainer unit works with the following waste disposer models:

- Kenmore
- Maytag
- Ace
- Jenn-Air
- Kitchen Aid
- Whirlpool
- Perfect Grind® 3-Bolt Mount
- For disposers with 3-3/8" I.D. and 3 bolt mounting
- Includes 3 bolts to be used when installing on thinner sinks

Standard Finishes

MT130/BRN	Brushed Nickel	\$ 149
MT130/BRS	Brushed Stainless	\$ 111
MT130/CHBRZ	Champagne Bronze	\$ 250
MT130/CPB	Polished Chrome	\$ 123
MT130/MB	Matte Black	\$ 187
MT130/ORB	Oil Rubbed Bronze	\$ 170
MT130/PN	Polished Nickel	\$ 149
MT130/VB	Venetian Bronze	\$ 170

Group 1 Finishes

All Group 1 Finishes	\$ 187
----------------------	---------------

Group 2 Finishes

All Group 2 Finishes	\$ 250
----------------------	---------------

Waste Disposer Trim Collar with Matching Stopper

MT204

Match your waste disposer trim to your kitchen décor! The MT204 is a disposer collar and stopper that is compatible with continuous feed models only.

This collar and stopper works with the following waste disposer models:

- Insinkerator (ISE) - old & new models
- Kenmore
- Maytag
- Ace
- Jenn-Air
- Kitchen Aid
- Whirlpool
- Mountain Plumbing 3-Bolt Mount
- For disposer with 3-3/8" I.D. and 3 bolt mounting



Standard Finishes

MT204/BRN	Brushed Nickel	\$ 176
MT204/BRS	Brushed Stainless	\$ 152
MT204/CHBRZ	Champagne Bronze	\$ 363
MT204/CPB	Polished Chrome	\$ 151
MT204/MB	Matte Black	\$ 258
MT204/ORB	Oil Rubbed Bronze	\$ 213
MT204/PN	Polished Nickel	\$ 176
MT204/PS	Polished Stainless	\$ 135
MT204/ORBC	Cerakote® Oil Rubbed Bronze	\$ 363
MT204/VB	Venetian Bronze	\$ 213

Group 1 Finishes

All Group 1 Finishes **\$ 258**

Group 2 Finishes

All Group 2 Finishes **\$ 363**

Notes:



Waste Disposer Trim Collar

MT205

Match your waste disposer trim to your kitchen décor! The MT205 is a disposer collar that is compatible with continuous feed models only.

This collar works with the following waste disposer models:

- Insinkerator (ISE) - old & new models
- Kenmore
- Maytag
- Ace
- Jenn-Air
- Kitchen Aid
- Whirlpool
- Mountain Plumbing 3-Bolt Mount
- For disposer with 3-3/8" I.D. and 3 bolt mounting.

Standard Finishes

MT205/BRN	Brushed Nickel	\$ 99
MT205/BRS	Brushed Stainless	\$ 78
MT205/CHBRZ	Champagne Bronze	\$ 187
MT205/CPB	Polished Chrome	\$ 95
MT205/MB	Matte Black	\$ 132
MT205/ORB	Oil Rubbed Bronze	\$ 115
MT205/PN	Polished Nickel	\$ 99
MT205/PS	Polished Stainless	\$ 78
MT205/ORBC	Cerakote® Oil Rubbed Bronze	\$ 187
MT205/VB	Venetian Bronze	\$ 115

Group 1 Finishes

All Group 1 Finishes	\$ 132
----------------------	--------

Group 2 Finishes

All Group 2 Finishes	\$ 187
----------------------	--------



Waste Disposer Replacement Stopper

BWDS6818

- A replacement stopper for your waste disposer flange
- For continuous feed waste disposers only
- Fits ISE, Waste King Disposer Units, and Mountain Plumbing 3-Bolt Mount
- Available in multiple finishes

Standard Finishes

BWDS6818/BRN	Brushed Nickel	\$ 78
BWDS6818/BRS	Brushed Stainless	\$ 76
BWDS6818/CHBRZ	Champagne Bronze	\$ 175
BWDS6818/CPB	Polished Chrome	\$ 57
BWDS6818/MB	Matte Black	\$ 124
BWDS6818/ORB	Oil Rubbed Bronze	\$ 98
BWDS6818/PN	Polished Nickel	\$ 78
BWDS6818/PS	Polished Stainless	\$ 57
BWDS6818/ORBC	Cerakote® Oil Rubbed Bronze	\$ 175
BWDS6818/VB	Venetian Bronze	\$ 98

Group 1 Finishes

All Group 1 Finishes	\$ 124
----------------------	--------

Group 2 Finishes

All Group 2 Finishes	\$ 175
----------------------	--------



Plastic Molded Waste Disposer Trim Collar with Matching Stopper

BWDUF

Waste disposer trim in decorative colors to match your sink. Includes both flange trim and stopper-strainer. Will work with ISE Evolution disposer series and 3-Bolt Mount Disposers.

Unit is installed into existing flange and does not hold waste disposer.

Molded Plastic Finishes

BWDUF/IW	Ice White	\$ 65
BWDUF/MB	Matte Black	\$ 65
BWDUF/ORB	Oil Rubbed Bronze	\$ 65



Decorative Plastic Garbage Disposer Flange with Stopper for Granite Sinks

BWDUFG

Waste disposer trim in multiple colors to match your granite sink. Includes both flange trim and stopper-strainer. Will work with ISE Evolution disposer series and 3-Bolt Mount Disposers.

Unit is installed into existing flange and does not hold waste disposer.

Molded Plastic Finishes

BWDUFG/DG	Dark Grey	\$ 65
BWDUFG/LG	Light Grey	\$ 65
BWDUFG/MLB	Matte Lava Black	\$ 65
BWDUFG/MW	Matte White	\$ 65



Plastic Molded 3-1/2" Basket Strainer

BWSTU

This plastic molded 3-1/2" basket strainer comes with a stainless steel spring-loaded center post. Comes in multiple colors to match the color of your sink.

Kitchen sink strainer installs from above the sink. Center threaded ferrule draws top and bottom flanges together and will seal water in sink. No need to reach "hard-to-find" nut under sink - it's easy to install!

Molded Plastic Finishes

BWSTU/IW	Ice White	\$ 65
BWSTU/MB	Matte Black	\$ 65
BWSTU/ORB	Oil Rubbed Bronze	\$ 65



Decorative Plastic Universal Basket Strainer for Granite Sinks

BWSTUG

This plastic molded 3-1/2" basket strainer comes with a stainless steel spring-loaded center post. Comes in multiple colors to match the color of your sink.

Kitchen sink strainer installs from above the sink. Center threaded ferrule draws top and bottom flanges together and will seal water in sink. No need to reach "hard-to-find" nut under sink - it's easy to install!

Molded Plastic Finishes

BWSTUG/DG	Dark Grey	\$ 65
BWSTUG/LG	Light Grey	\$ 65
BWSTUG/MLB	Matte Lava Black	\$ 65
BWSTUG/MW	Matte White	\$ 65



Countertop Glass Rinser (Kitted - Base & Cover)

MT250

The glass rinser uses high pressure water spray to replace bottle brushing and tedious scrubbing of your glassware and bottles. Available in multiple finishes to match your kitchen fixtures.

- Connects to either hot or cold supply line
- All hoses and fittings are included (tee adaptor and 2-1/2" braided hose)
- Made from stainless steel
- Requires 1-1/4" mounting hole
- Includes Base and Cover

Standard Finishes

MT250/BRN	Brushed Nickel	\$ 374
MT250/CHBRZ	Champagne Bronze	\$ 609
MT250/CPB	Polished Chrome	\$ 311
MT250/MB	Matte Black	\$ 374
MT250/PN	Polished Nickel	\$ 374

Group 1 Finishes

All Group 1 Finishes	\$ 434
----------------------	--------

Group 2 Finishes

All Group 2 Finishes	\$ 609
----------------------	--------



Countertop Glass Rinser (Individual Component - Base)

MT250-B

- Connects to either hot or cold supply line
- All hoses and fittings are included (tee adaptor and 2-1/2" braided hose)
- Made from stainless steel
- Requires 1-1/4" mounting hole
- Includes BASE only - cover sold separately

Standard Finishes

MT250-B/BRN	Brushed Nickel	\$ 325
MT250-B/CHBRZ	Champagne Bronze	\$ 544
MT250-B/CPB	Polished Chrome	\$ 279
MT250-B/MB	Matte Black	\$ 325
MT250-B/PN	Polished Nickel	\$ 325

Group 1 Finishes

All Group 1 Finishes	\$ 385
----------------------	--------

Group 2 Finishes

All Group 2 Finishes	\$ 544
----------------------	--------



Countertop Glass Rinser (Individual Component - Cover)

MT250-C

- Includes COVER only - base sold separately

Standard Finishes

MT250-C/BRN	Brushed Nickel	\$ 49
MT250-C/CHBRZ	Champagne Bronze	\$ 65
MT250-C/CPB	Polished Chrome	\$ 32
MT250-C/MB	Matte Black	\$ 49
MT250-C/PN	Polished Nickel	\$ 49

Group 1 Finishes

All Group 1 Finishes	\$ 49
----------------------	-------

Group 2 Finishes

All Group 2 Finishes	\$ 65
----------------------	-------



Round Air Gap Unit (cover & body)

MT400U

An air gap cover and body for dishwashers. Covers entire top of air gap body to eliminate any body show-through at the base!

- Dishwasher air gap with metal cover
- 1-3/8" hole required

Available in multiple finishes to match your kitchen fixtures.

Standard Finishes

MT400U/BRN	Brushed Nickel	\$ 70
MT400U/BRS	Brushed Stainless	\$ 58
MT400U/CHBRZ	Champagne Bronze	\$ 125
MT400U/CPB	Polished Chrome	\$ 40
MT400U/MB	Matte Black	\$ 111
MT400U/ORB	Oil Rubbed Bronze	\$ 76
MT400U/PN	Polished Nickel	\$ 70
MT400U/VB	Venetian Bronze	\$ 76

Group 1 Finishes

All Group 1 Finishes	\$ 111
----------------------	--------

Group 2 Finishes

All Group 2 Finishes	\$ 125
----------------------	--------



Round Universal Air Gap Cover (cover only)

BAGCU

A universal cover for dishwasher air gaps. Covers entire top of air gap body to eliminate any body show-through at the base!

Available in multiple finishes to match your kitchen fixtures.

Standard Finishes

BAGCU/BRN	Brushed Nickel	\$ 53
BAGCU/BRS	Brushed Stainless	\$ 41
BAGCU/CHBRZ	Champagne Bronze	\$ 108
BAGCU/CPB	Polished Chrome	\$ 23
BAGCU/MB	Matte Black	\$ 94
BAGCU/ORB	Oil Rubbed Bronze	\$ 60
BAGCU/PN	Polished Nickel	\$ 53
BAGCU/VB	Venetian Bronze	\$ 60

Group 1 Finishes

All Group 1 Finishes	\$ 94
----------------------	-------

Group 2 Finishes

All Group 2 Finishes	\$ 108
----------------------	--------

Notes:



Square Air Gap Unit (cover & body)

MT500U

An air gap cover and body for dishwashers. Covers entire top of air gap body to eliminate any body show-through at the base!

- Dishwasher air gap with metal cover
- 1-3/8" hole required

Available in multiple finishes to match your kitchen fixtures.

Standard Finishes

MT500U/BRN	Brushed Nickel	\$ 160
MT500U/BRS	Brushed Stainless	\$ 164
MT500U/CHBRZ	Champagne Bronze	\$ 218
MT500U/CPB	Polished Chrome	\$ 153
MT500U/MB	Matte Black	\$ 186
MT500U/PN	Polished Nickel	\$ 160
MT500U/ULB	Unlacquered Brass	\$ 153

Group 1 Finishes

All Group 1 Finishes	\$ 186
----------------------	--------

Group 2 Finishes

All Group 2 Finishes	\$ 218
----------------------	--------



Square Universal Air Gap Cover (cover only)

BAGCUSQ

A square universal cover for dishwasher air gaps. Covers entire top of air gap body to eliminate any body show-through at the base!

Available in multiple finishes to match your kitchen fixtures.

Standard Finishes

BAGCUSQ/BRN	Brushed Nickel	\$ 143
BAGCUSQ/BRS	Brushed Stainless	\$ 148
BAGCUSQ/CHBRZ	Champagne Bronze	\$ 196
BAGCUSQ/CPB	Polished Chrome	\$ 136
BAGCUSQ/MB	Matte Black	\$ 167
BAGCUSQ/PN	Polished Nickel	\$ 143
BAGCUSQ/ULB	Unlacquered Brass	\$ 136

Group 1 Finishes

All Group 1 Finishes	\$ 167
----------------------	--------

Group 2 Finishes

All Group 2 Finishes	\$ 196
----------------------	--------



Sink Hole Cover

BTAPS50

- 2" Thread - a sink hole cover with a longer shank
- Fits 1-3/4" thick deck
- Multiple colors available to match your countertop

Standard Finishes

BTAPS50/BRN	Brushed Nickel	\$ 23
BTAPS50/BRS	Brushed Stainless Steel	\$ 23
BTAPS50/CHBRZ	Champagne Bronze	\$ 37
BTAPS50/MB	Matte Black	\$ 28
BTAPS50/SS	Stainless Steel	\$ 23

Group 1 Finishes

All Group 1 Finishes	\$ 28
----------------------	-------

Group 2 Finishes

All Group 2 Finishes	\$ 37
----------------------	-------

Other Finishes

BTAPS50/BL	Black	\$ 18
BTAPS50/BNE	Bone	\$ 18
BTAPS50/BT	Biscuit	\$ 18
BTAPS50/IW	Ice White	\$ 18
BTAPS50/PW	Polar White	\$ 18

(Cannot be ordered in AB or SB)



Soap/Lotion Dispenser - Phoenix Style

MT100

- Phoenix style deck-mount soap/lotion dispenser features a solid brass pump-head and flange
- 16 oz. reservoir bottle
- Soap dispenser easily refills from above the countertop
- 1-1/8" diameter hole required
- Lifetime warranty on all pump mechanisms

Standard Finishes

MT100/BRN	Brushed Nickel	\$ 149
MT100/CHBRZ	Champagne Bronze	\$ 273
MT100/CPB	Polished Chrome	\$ 136
MT100/MB	Matte Black	\$ 195
MT100/ORB	Oil Rubbed Bronze	\$ 160
MT100/PN	Polished Nickel	\$ 149
MT100/ULB	Unlacquered Brass	\$ 136
MT100/VB	Venetian Bronze	\$ 160

Group 1 Finishes

All Group 1 Finishes	\$ 195
----------------------	---------------

Group 2 Finishes

All Group 2 Finishes	\$ 273
----------------------	---------------

Other Finishes

MT100/BT	Biscuit	\$ 194
MT100/IW	Ice White	\$ 194
MT100/PW	Polar White	\$ 194



Soap/Lotion Dispenser - Euro-Style

MT102

- Euro-style deck-mount soap/lotion dispenser features a solid brass pump-head and flange
- 16 oz. reservoir bottle
- Soap dispenser easily refills from above the countertop
- 1-1/8" diameter hole required
- Lifetime warranty on all pump mechanisms

Standard Finishes

MT102/BRN	Brushed Nickel	\$ 149
MT102/CHBRZ	Champagne Bronze	\$ 241
MT102/CPB	Polished Chrome	\$ 136
MT102/MB	Matte Black	\$ 213
MT102/ORB	Oil Rubbed Bronze	\$ 160
MT102/PN	Polished Nickel	\$ 149
MT102/SS	Stainless Steel	\$ 181
MT102/ULB	Unlacquered Brass	\$ 136
MT102/VB	Venetian Bronze	\$ 160

Group 1 Finishes

All Group 1 Finishes	\$ 213
----------------------	---------------

Group 2 Finishes

All Group 2 Finishes	\$ 241
----------------------	---------------



Soap/Lotion Dispenser - Designers Series

MT105

- Designers Series deck-mount soap/lotion dispenser features a solid brass pump-head and flange
- 16 oz. reservoir bottle
- Soap dispenser easily refills from above the countertop
- 1-1/8" diameter hole required
- Lifetime warranty on all pump mechanisms

Standard Finishes

MT105/BRN	Brushed Nickel	\$ 129
MT105/CHBRZ	Champagne Bronze	\$ 194
MT105/CPB	Polished Chrome	\$ 120
MT105/MB	Matte Black	\$ 164
MT105/ORB	Oil Rubbed Bronze	\$ 160
MT105/PN	Polished Nickel	\$ 129
MT105/ULB	Unlacquered Brass	\$ 120
MT105/VB	Venetian Bronze	\$ 160

Group 1 Finishes

All Group 1 Finishes	\$ 164
----------------------	---------------

Group 2 Finishes

All Group 2 Finishes	\$ 194
----------------------	---------------



Soap/Lotion Dispenser - Contemporary Square

MT106

- Contemporary Square deck-mount soap/lotion dispenser features a solid brass pump-head and flange
- 16 oz. reservoir bottle
- Soap dispenser easily refills from above the countertop
- 1-1/4" diameter hole required
- Lifetime warranty on all pump mechanisms

Standard Finishes

MT106/BRN	Brushed Nickel	\$ 319
MT106/CHBRZ	Champagne Bronze	\$ 475
MT106/CPB	Polished Chrome	\$ 276
MT106/MB	Matte Black	\$ 403
MT106/ORB	Oil Rubbed Bronze	\$ 377
MT106/PN	Polished Nickel	\$ 319
MT106/ULB	Unlacquered Brass	\$ 276
MT106/VB	Venetian Bronze	\$ 377

Group 1 Finishes

All Group 1 Finishes	\$ 403
----------------------	---------------

Group 2 Finishes

All Group 2 Finishes	\$ 475
----------------------	---------------



Soap/Lotion Dispenser - Contemporary

MT125

- Contemporary deck-mount soap/lotion dispenser features a solid brass pump-head and flange
- 16 oz. reservoir bottle
- Soap dispenser easily refills from above the countertop
- 1-1/8" diameter hole required
- Lifetime warranty on all pump mechanisms

Standard Finishes

MT125/BRN	Brushed Nickel	\$ 145
MT125/BRS	Brushed Stainless	\$ 138
MT125/CHBRZ	Champagne Bronze	\$ 273
MT125/CPB	Polished Chrome	\$ 133
MT125/MB	Matte Black	\$ 195
MT125/ORB	Oil Rubbed Bronze	\$ 173
MT125/PN	Polished Nickel	\$ 145
MT125/ULB	Unlacquered Brass	\$ 133
MT125/VB	Venetian Bronze	\$ 173

Group 1 Finishes

All Group 1 Finishes	\$ 195
----------------------	---------------

Group 2 Finishes

All Group 2 Finishes	\$ 273
----------------------	---------------



Soap/Lotion Dispenser - Traditional

MT127

- Traditional deck-mount soap/lotion dispenser features a solid brass pump-head and flange
- 16 oz. reservoir bottle
- Soap dispenser easily refills from above the countertop
- 1-1/8" diameter hole required
- Lifetime warranty on all pump mechanisms

Standard Finishes

MT127/BRN	Brushed Nickel	\$ 154
MT127/BRS	Brushed Stainless	\$ 145
MT127/CHBRZ	Champagne Bronze	\$ 282
MT127/CPB	Polished Chrome	\$ 138
MT127/MB	Matte Black	\$ 205
MT127/ORB	Oil Rubbed Bronze	\$ 181
MT127/PN	Polished Nickel	\$ 154
MT127/ULB	Unlacquered Brass	\$ 138
MT127/VB	Venetian Bronze	\$ 181

Group 1 Finishes

All Group 1 Finishes	\$ 205
----------------------	---------------

Group 2 Finishes

All Group 2 Finishes	\$ 282
----------------------	---------------



Filters, Faucets, & Water Appliances

Section Contents

Duet Finishes - Accessory Faucets **65 - 66**

Little Gourmet® Hot Water Dispenser **67**

Mountain Chill® Water Chiller **68**

Safety Valve-Leak Detector **68**

Mountain Pure® Water Filtration **69 - 72**

Hot Water Faucets Overview **73**

Francis Anthony Collection **74 - 82**

Francis Anthony + Little Gourmet® **83 - 86**

Hot & Cold Water Faucets Overview **87**

Francis Anthony Collection **88 - 96**

Single Handle Hot & Cold Faucet **97 - 98**

Francis Anthony + Little Gourmet® **99 - 102**

Point-of-Use Drinking Faucets Overview **103**

Francis Anthony Collection **104 - 112**

Additional Collections **113 - 114**

Francis Anthony + Mountain Pure® **115 - 118**

Faucet Air Gaps **119**

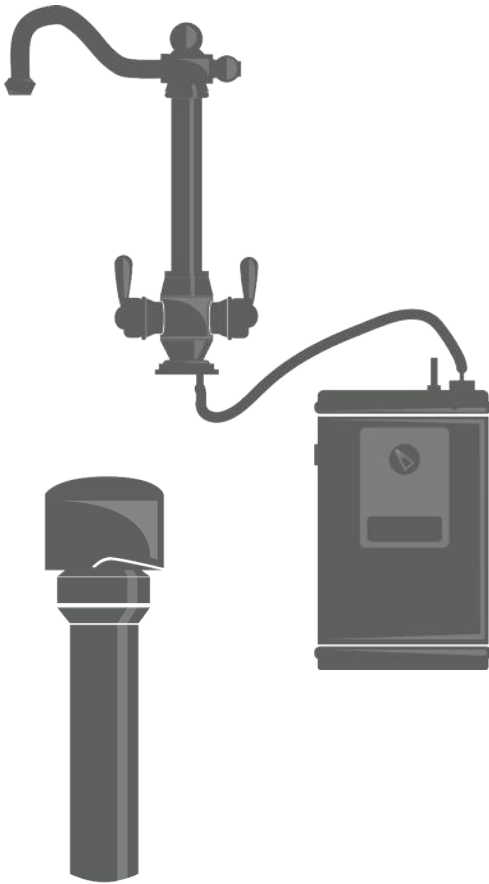
Replacement Cartridges **119**

Fixture Planning Diagrams

Use the kitchen sink and bar/prep sink fixture planning diagram to simplify your product selection and complete your design.

Kitchen Sink Fixture Planning Diagram **24**

Bar/Prep Sink Fixture Planning Diagram **25**





Accessory Faucet Duet Finishes

Mountain Plumbing's Duet Finish Collection highlights elements of your kitchen design to give a truly balanced and unique look.

Available on the MT1820, MT1830, & MT1840 Series Accessory Faucets

Pages 75, 77, 79, 89, 91, 93, 105, 107, 109

Ordering Duet Products

All Duet products come with Matte Black as the base finish.
To order please use the following three step instructions:

1. Find the Product You Want in a Duet Finish

2. Select Accent Finish & Use Model # Below to Order

Standard Model #	Product Name	Page	Brushed Nickel	Polished Chrome	Polished Nickel	Champagne Bronze
MT1820-NL	Hot Water Faucet - Contemporary Round Body (120° Spout)	75	MT1820-NLD/PVDBRN	MT1820-NLD/CPB	MT1820-NLD/PVDPN	MT1820-NLD/CHBRZ
MT1830-NL	Hot Water Faucet - Contemporary Round Body (90° Spout)	77	MT1830-NLD/PVDBRN	MT1830-NLD/CPB	MT1830-NLD/PVDPN	MT1830-NLD/CHBRZ
MT1840-NL	Hot Water Faucet - Contemporary Round Body	79	MT1840-NLD/PVDBRN	MT1840-NLD/CPB	MT1840-NLD/PVDPN	MT1840-NLD/CHBRZ
MT1821-NL	Hot & Cold Faucet - Contemporary Round Body (120° Spout)	89	MT1821-NLD/PVDBRN	MT1821-NLD/CPB	MT1821-NLD/PVDPN	MT1821-NLD/CHBRZ
MT1831-NL	Hot & Cold Faucet - Contemporary Round Body (90° Spout)	91	MT1831-NLD/PVDBRN	MT1831-NLD/CPB	MT1831-NLD/PVDPN	MT1831-NLD/CHBRZ
MT1841-NL	Hot & Cold Faucet - Contemporary Round Body	93	MT1841-NLD/PVDBRN	MT1841-NLD/CPB	MT1841-NLD/PVDPN	MT1841-NLD/CHBRZ
MT1823-NL	Point-of-Use Faucet - Contemporary Round Body (120° Spout)	105	MT1823-NLD/PVDBRN	MT1823-NLD/CPB	MT1823-NLD/PVDPN	MT1823-NLD/CHBRZ
MT1833-NL	Point-of-Use Faucet - Contemporary Round Body (90° Spout)	107	MT1833-NLD/PVDBRN	MT1833-NLD/CPB	MT1833-NLD/PVDPN	MT1833-NLD/CHBRZ
MT1843-NL	Point-of-Use Faucet - Contemporary Round Body	109	MT1843-NLD/PVDBRN	MT1843-NLD/CPB	MT1843-NLD/PVDPN	MT1843-NLD/CHBRZ
Products with Knurling						
MT1820-NL	Hot Water Faucet - Contemporary Round Body (120° Spout)	75	MT1820-NLDK/PVDBRN	MT1820-NLDK/CPB	MT1820-NLDK/PVDPN	MT1820-NLDK/CHBRZ
MT1830-NL	Hot Water Faucet - Contemporary Round Body (90° Spout)	77	MT1830-NLDK/PVDBRN	MT1830-NLDK/CPB	MT1830-NLDK/PVDPN	MT1830-NLDK/CHBRZ
MT1840-NL	Hot Water Faucet - Contemporary Round Body	79	MT1840-NLDK/PVDBRN	MT1840-NLDK/CPB	MT1840-NLDK/PVDPN	MT1840-NLDK/CHBRZ
MT1821-NL	Hot & Cold Faucet - Contemporary Round Body (120° Spout)	89	MT1821-NLDK/PVDBRN	MT1821-NLDK/CPB	MT1821-NLDK/PVDPN	MT1821-NLDK/CHBRZ
MT1831-NL	Hot & Cold Faucet - Contemporary Round Body (90° Spout)	91	MT1831-NLDK/PVDBRN	MT1831-NLDK/CPB	MT1831-NLDK/PVDPN	MT1831-NLDK/CHBRZ
MT1841-NL	Hot & Cold Faucet - Contemporary Round Body	93	MT1841-NLDK/PVDBRN	MT1841-NLDK/CPB	MT1841-NLDK/PVDPN	MT1841-NLDK/CHBRZ
MT1823-NL	Point-of-Use Faucet - Contemporary Round Body (120° Spout)	105	MT1823-NLDK/PVDBRN	MT1823-NLDK/CPB	MT1823-NLDK/PVDPN	MT1823-NLDK/CHBRZ
MT1833-NL	Point-of-Use Faucet - Contemporary Round Body (90° Spout)	107	MT1833-NLDK/PVDBRN	MT1833-NLDK/CPB	MT1833-NLDK/PVDPN	MT1833-NLDK/CHBRZ
MT1843-NL	Point-of-Use Faucet - Contemporary Round Body	109	MT1843-NLDK/PVDBRN	MT1843-NLDK/CPB	MT1843-NLDK/PVDPN	MT1843-NLDK/CHBRZ

3a. Brushed Nickel - Find Prices & Order

Brushed Nickel	Price
MT1820-NLD/PVDBRN	\$ 1028
MT1830-NLD/PVDBRN	\$ 985
MT1840-NLD/PVDBRN	\$ 985
MT1821-NLD/PVDBRN	\$ 1303
MT1831-NLD/PVDBRN	\$ 1260
MT1841-NLD/PVDBRN	\$ 1260
MT1823-NLD/PVDBRN	\$ 801
MT1833-NLD/PVDBRN	\$ 781
MT1843-NLD/PVDBRN	\$ 781
Products with Knurling	
MT1820-NLDK/PVDBRN	\$ 1110
MT1830-NLDK/PVDBRN	\$ 1067
MT1840-NLDK/PVDBRN	\$ 1067
MT1821-NLDK/PVDBRN	\$ 1421
MT1831-NLDK/PVDBRN	\$ 1380
MT1841-NLDK/PVDBRN	\$ 1380
MT1823-NLDK/PVDBRN	\$ 865
MT1833-NLDK/PVDBRN	\$ 862
MT1843-NLDK/PVDBRN	\$ 862

3b. Polished Chrome - Find Prices & Order

Brushed Nickel	Price
MT1820-NLD/CPB	\$ 1028
MT1830-NLD/CPB	\$ 985
MT1840-NLD/CPB	\$ 985
MT1821-NLD/CPB	\$ 1303
MT1831-NLD/CPB	\$ 1260
MT1841-NLD/CPB	\$ 1260
MT1823-NLD/CPB	\$ 801
MT1833-NLD/CPB	\$ 781
MT1843-NLD/CPB	\$ 781
Products with Knurling	
MT1820-NLDK/CPB	\$ 1110
MT1830-NLDK/CPB	\$ 1067
MT1840-NLDK/CPB	\$ 1067
MT1821-NLDK/CPB	\$ 1421
MT1831-NLDK/CPB	\$ 1380
MT1841-NLDK/CPB	\$ 1380
MT1823-NLDK/CPB	\$ 865
MT1833-NLDK/CPB	\$ 862
MT1843-NLDK/CPB	\$ 862

3c. Polished Nickel - Find Prices & Order

Brushed Nickel	Price
MT1820-NLD/PVDPN	\$ 1028
MT1830-NLD/PVDPN	\$ 985
MT1840-NLD/PVDPN	\$ 985
MT1821-NLD/PVDPN	\$ 1303
MT1831-NLD/PVDPN	\$ 1260
MT1841-NLD/PVDPN	\$ 1260
MT1823-NLD/PVDPN	\$ 801
MT1833-NLD/PVDPN	\$ 781
MT1843-NLD/PVDPN	\$ 781
Products with Knurling	
MT1820-NLDK/PVDPN	\$ 1110
MT1830-NLDK/PVDPN	\$ 1067
MT1840-NLDK/PVDPN	\$ 1067
MT1821-NLDK/PVDPN	\$ 1421
MT1831-NLDK/PVDPN	\$ 1380
MT1841-NLDK/PVDPN	\$ 1380
MT1823-NLDK/PVDPN	\$ 865
MT1833-NLDK/PVDPN	\$ 862
MT1843-NLDK/PVDPN	\$ 862

3d. Champagne Bronze - Find Prices & Order

Brushed Nickel	Price
MT1820-NLD/CHBRZ	\$ 1028
MT1830-NLD/CHBRZ	\$ 985
MT1840-NLD/CHBRZ	\$ 985
MT1821-NLD/CHBRZ	\$ 1303
MT1831-NLD/CHBRZ	\$ 1260
MT1841-NLD/CHBRZ	\$ 1260
MT1823-NLD/CHBRZ	\$ 801
MT1833-NLD/CHBRZ	\$ 781
MT1843-NLD/CHBRZ	\$ 781
Products with Knurling	
MT1820-NLDK/CHBRZ	\$ 1110
MT1830-NLDK/CHBRZ	\$ 1067
MT1840-NLDK/CHBRZ	\$ 1067
MT1821-NLDK/CHBRZ	\$ 1421
MT1831-NLDK/CHBRZ	\$ 1380
MT1841-NLDK/CHBRZ	\$ 1380
MT1823-NLDK/CHBRZ	\$ 865
MT1833-NLDK/CHBRZ	\$ 862
MT1843-NLDK/CHBRZ	\$ 862



MT641-3 \$767

- Indicator Light
- Stainless Steel Housing
- Sensor Prevents Dry Start-Up
- Provides 190 °F Water Instantly
- 7 3/4" Wide x 12" High x 8" Deep



**Scan the QR Code to
Watch Our Little Gourmet
Installation Video**



**Highly recommended to use
the MT1250XL water filtration
system which incorporates an
anti-scaling media to prolong the
life of the hot tank.**

- MT1250XL = \$501
- Refer to page 69

Little Gourmet Premium Hot Water Dispenser

Reverse Osmosis Compatible:

Includes Stainless Steel Inlet, Stainless Steel Heating Coil, and Stainless Steel Tank

1300w Power

Compared to 750w for Insinkerator

Energy Efficient

Uses Less Energy than a 40w Light Bulb

2.5 Quart Tank Size

Equivalent to 5/8 Gallon

3 Year Warranty

**Extended 4 Year Warranty when paired with
any Mountain Pure® Filter**

So Many Uses:

Boil Water Faster

Starting off with Little Gourmet hot water will lead to quicker boiling water

Instant Water for Tea & Coffee

Quickly and easily make the perfect cup

Clean Stubborn Stuck-on Messes

Difficult to clean dishes and utensils become easy with the cleaning power of instant hot water at your fingertips

Warm Baby Food and Bottles

Little Gourmet hot water can quickly and safely warm baby food and bottles

Loosen Jar Lids

Place the top of a jar briefly under the Little Gourmet to aid in removing difficult to open jar lids

First Aid

Use Little Gourmet hot water to create a hot compress for quick pain relief

Remove Labels from Bottles

A quick run under Little Gourmet hot water will remove labels and residue

Remove Wax

Instant hot water from the Little Gourmet is perfect for removing wax from candle holders

Melt Chocolate

Quickly create a double boiler with the Little Gourmet hot water to melt chocolate to perfection

Warm Cooking Utensils

Use the Little Gourmet to warm beaters for creaming butter, a knife for cutting cheeses, or for ice cream scoops



mountain chill
WATER CHILLER



**MT6LD Leak Detector
Included with Mountain
Chill® at No Additional Cost**

MT670-2



\$1,899

Have you ever wondered what it would be like to have ice cold water anytime you want without having to wait for it to cool down? An instantly perfect cup of lemonade or ice tea made with the Mountain Chill® Water Chiller is the refreshing way to cool down on a hot summer day. Mountain Chill® hides cleanly and simply beneath the sink and provides 1.5 gallons (per hour) of crisp, cool water from your own faucet.

Having the Mountain Chill® Water Chiller in your home is the ultimate in convenience. When paired with the Mountain Pure® Filtration System, clean, pure water can be yours to enjoy anytime day or night.

Features:

- Cools your water to between 41° to 50°
- Large 1/2 Gallon Stainless Steel Storage Tank
- Chills up to 3 Gallons Per Hour
- Lead Free
- Attaches to Accessory Faucet
- 16" Wide x 10-1/8" High x 11-3/4" Deep
- 3 Year Compressor Warranty
- C-UL-US, CE, CB Certification
- MT6LD Safety Valve-Leak Detector Included at No Additional Cost

Safety Valve-Leak Detector

MT6LD \$ 210

A flood often happens without warning causing substantial flooding and severe property damage if undetected. Mountain Plumbing's safety valve-leak detector automatically shuts off the water source and sounds off an audible alarm (similar to a smoke detector) when moisture is detected.

- Automatically shuts off once water is detected
- Audio alarm when leak occurs
- Operates on 9V battery
- Quick connect 1/4" adaptor included for easy installations
- Use with Mountain Plumbing Little Gourmet® hot tank and/or Mountain Pure® filtration unit
- Now included with the Mountain Chill® Water Chiller at no additional cost





Mountain Pure® Point-of-Use Carbon Filtration System

MT1250XL

The pinnacle of convenience and satisfaction, Mountain Pure® brings fresh, pristine water to you directly through your own faucets. Access to clean water is of the utmost importance in everyday life, and having the freshest, best tasting water available anytime can save you both time and money. Just think how much you spend on bottled water from week to week - savings and ease can be found when you have your own filtration system. Mountain Pure® allows you to enjoy clean, safe water for drinking, cooking, and even face washing when you install in your bathroom.

Mountain Pure® Carbon Filtration System comes with carbon filter cartridge that incorporates powder activated carbon and a bacteriostatic agent that protects it from bacteria growth. 1/4 Turn automatic shut-off valve, allows for easy replacement and eliminates the usual mess of replacing filters. Includes MT1250XL/ RFC Filter.

Mountain Pure® Filter Features:

- More efficient and clog resistant - unique filter media created by attaching powdered activated carbon and lead absorbent material onto a cellulose-free synthetic fiber matrix
- Filter removes 99.9% of particles over .5 microns
- Filter incorporates an anti-microbial agent to reduce bacteria
- Anti-scale media for protection against scale build-up on the faucet and inside of the hot tank
- 1250 gallon capacity - lasts 1 year based on average usage
- Operates without wasting water like R.O. filters



MT1250XL \$ 501

Impurities Removed:
Prevents Scale
Chlorine
Bad Tastes/Odors
Chloramines
Dirt and Rust
Giardia Lambia Cysts
Cryptosporidium Cysts
Molds and Algae
Asbestos Fibers
99.9% of all particles .5 Micron or larger
Lead
Trihalomethanes
Volatile Organic Chemicals
Removes Turbidity
Removes Pathogenic Bacteria
Leaves Essential Minerals Intact
Self Sterilizing
Leaves Natural Minerals such as Calcium, Magnesium, & Potassium
Automatic Shut-Off when Replacing the Cartridge



Scan the QR Code to Watch Our Filter Installation Video



Mountain Pure® Replacement Cartridge (Fits Model MT1250XL)

MT1250XL/RFC \$ 217

- Carbon replacement cartridge for MT1250XL water filtration system
- Filter Capacity = 1250 gallons
- Cartridges should be replaced once a year



Mountain Pure® 3,000 Gallon Full Flow Filter System

MT3K-HF \$593

Mountain Pure® Filter Features:

- 3,000 Gallon Capacity
- No additional faucet required
- Commercial grade plastic canister protects the filter system from splitting or bursting
- Reduces particles as small as 0.5 micron in size by mechanical means
- Retains vital minerals found naturally in water to ensure the health and delicious taste of your water



13 1/2"

Impurities Removed (3K & 6K):

Lead
Sediment
VOC
Pesticides
Hydrogen Sulfide
Aluminum Chlorine
Algae
Turbidity
Pathogenic Cysts
Foul Odors & Tastes
Iron
Molds
Trihalomethanes
Asbestos Fibers
Rust
Suspended Solids
Sub-micron Asbestos
MTBE



Mountain Pure® Replacement Cartridge (Fits Model MT3K-HF)

MT3K-HF/RFC \$231

- Carbon replacement cartridge for MT3K-HF water filtration system
- Filter Capacity = 3000 gallons
- Cartridges should be replaced once a year



Mountain Pure® 6,000 Gallon Full Flow Filter System

MT6K-HF \$619

Mountain Pure® Filter Features:

- 6,000 Gallon Capacity
- No additional faucet required
- Commercial grade plastic canister protects the filter system from splitting or bursting
- Reduces particles as small as 0.5 micron in size by mechanical means
- Retains vital minerals found naturally in water to ensure the health and delicious taste of your water

18 1/2"



Mountain Pure® Replacement Cartridge (Fits Model MT6K-HF)

MT6K-HF/RFC \$259

- Carbon replacement cartridge for MT6K-HF water filtration system
- Filter Capacity = 6000 gallons
- Cartridges should be replaced once a year




Mountain Pure® Ceramic Water Filtration System - Plastic Canister

MT660 \$ 728

Mountain Pure® Ceramic Filtration System comes with ceramic filter cartridge. Includes MT661/RFC Filter

Mountain Pure® Filter Features:

- Filter removes 99.9% of particles over .5 microns
- 1000 gallon capacity - lasts 9 months based on average usage
- Operates without wasting water like R.O. filters
- The cleanable filter element makes for easy maintenance



Mountain Pure® Ceramic Water Filtration System - Stainless Steel Canister

MT662-2 \$ 779

- Same as MT660 except housing is 304 Stainless Steel



Mountain Pure® Replacement Cartridge (Fits Models MT660 & MT662-2)

MT661/RFC \$ 270

- Ceramic replacement cartridge for MT660 and MT662-2 water filtration systems
- Filter Capacity = 1000 gallons
- Cartridges should be replaced every 9 months or with diminished water flow

Notes:



Say Goodbye to Household Lead in **Your Water.**



Household Lead: The Facts

Lead in drinking water accounts for 10-20% of human exposure. Major sources of lead in your drinking water can be found in your home's plumbing system. **Lead** can leach into your water from pipes, solder, and faucets.



High Blood Pressure

Lead can increase the risk of high blood pressure.



Kidney Damage

Lead can increase the risk of kidney damage.



Bone Damage

Lead can increase the risk of bone damage.



Risk to Pregnant Mothers

Lead can be a potentially fatal risk to pregnant mothers.

Homes built prior to 1986 may have 20% or more lead in their plumbing system. **Lead** can be found in newer homes as well. Until June 2014, the legal limit for “lead-free” pipes was up to 8%.











Source: United States Environmental Protection Agency (EPA)



Our **MT1250XL** and **MT3K-HF Filters** are independently tested and certified by NSF International against NSF/ANSI Standard 42 and 53 for the reduction of chlorine (Standard No. 42) and lead (Standard No. 53).

Our **MT6K-HF Filter's** Chlorine & Lead reduction capacities are based on laboratory testing conducted using test protocols contained in NSF standards 42 and 53 respectively.

Hot Water Faucets Table of Contents

Image	Model Number	Duet Finishes	Knurling	Industrial Handle	Page
	MT1800-NL	NO	NO	NO	74
	MT1820-NL	YES	YES	NO	75
	MT1820-NLIH	NO	NO	YES	76
	MT1830-NL	YES	YES	NO	77
	MT1830-NLIH	NO	NO	YES	78
	MT1840-NL	YES	YES	NO	79
	MT1840-NLIH	NO	NO	YES	80
	MT1850-NL	NO	NO	NO	81
	MT1870-NL	NO	NO	NO	81
	MT1880-NL	NO	NO	NO	82

For Hot Tank

Francis Anthony Collection
74 - 82

Francis Anthony + Little
Gourmet® Packages
83 - 86

For Filters, Chiller, & Hot Tank

Francis Anthony Collection
88 - 96

Single Handle Hot & Cold
97 - 98

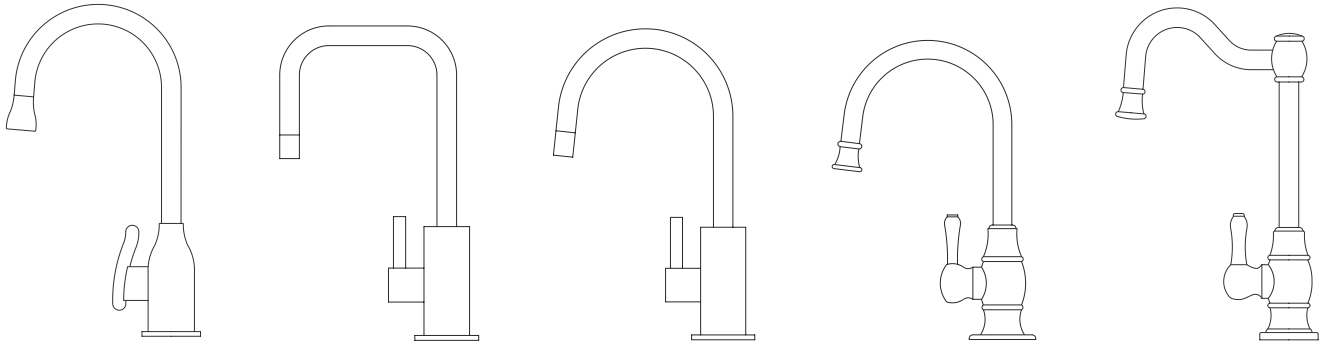
Francis Anthony + Little
Gourmet® Packages
99 - 102

For Filters & Chiller

Francis Anthony Collection
104 - 112

Additional Collections
113 - 114

Francis Anthony + Mountain
Pure® Filter Packages
115 - 118



Francis Anthony Collection



Francis Anthony
Collection

Hot Water Faucet with Modern Curved Body & Handle

MT1800-NL

- These Lead Free faucets are only compatible with the Little Gourmet® heating tank (MT641-3)
- 1/4 Turn Ceramic Cartridge
- 1-3/16" minimum to 1-3/8" maximum mounting hole required
- Heating tank is not included
- This hot water faucet is ICC listed
- Reverse Osmosis Safe
- NSF/ANSI/CAN 61: Q ≤ 1

Standard Finishes

MT1800-NL/CHBRZ	Champagne Bronze	\$ 1074
MT1800-NL/CPB	Polished Chrome	\$ 542
MT1800-NL/MB	Matte Black	\$ 913
MT1800-NL/ORB	Oil Rubbed Bronze	\$ 816
MT1800-NL/PVDBRN	PVD Brushed Nickel	\$ 599
MT1800-NL/PVDPN	PVD Polished Nickel	\$ 599
MT1800-NL/VB	Venetian Bronze	\$ 816

Group 1 Finishes

All Group 1 Finishes	\$ 913
----------------------	---------------

Group 2 Finishes

All Group 2 Finishes	\$ 1074
----------------------	----------------

Hot Water Faucet with Contemporary Round Body & Handle (120° Spout)

MT1820-NL

- These Lead Free faucets are only compatible with the Little Gourmet® heating tank (MT641-3)
- 1/4 Turn Ceramic Cartridge
- 1-3/16" minimum to 1-3/8" maximum mounting hole required
- Heating tank is not included
- This hot water faucet is ICC listed
- Reverse Osmosis Safe
- NSF/ANSI/CAN 61: Q ≤ 1

Standard Finishes

MT1820-NL/BRS	Brushed Stainless	\$ 956
MT1820-NL/CHBRZ	Champagne Bronze	\$ 1126
MT1820-NL/CPB	Polished Chrome	\$ 567
MT1820-NL/MB	Matte Black	\$ 956
MT1820-NL/ORB	Oil Rubbed Bronze	\$ 854
MT1820-NL/PVDBRN	PVD Brushed Nickel	\$ 626
MT1820-NL/PVDPN	PVD Polished Nickel	\$ 626
MT1820-NL/ULB	Unlacquered Brass	\$ 567
MT1820-NL/VB	Venetian Bronze	\$ 854

Group 1 Finishes

All Group 1 Finishes	\$ 956
----------------------	---------------

Group 2 Finishes

All Group 2 Finishes	\$ 1126
----------------------	----------------

Duet Finishes

(Matte Black is the Base Color for All Duet Products)

MT1820-NLD/PVDBRN	Brushed Nickel	\$ 1028
MT1820-NLD/CHBRZ	Champagne Bronze	\$ 1028
MT1820-NLD/CPB	Polished Chrome	\$ 1028
MT1820-NLD/PVDPN	Polished Nickel	\$ 1028

Knurled Duet Finishes

(Matte Black is the Base Color for All Duet Products)

MT1820-NLDK/PVDBRN	Brushed Nickel	\$ 1110
MT1820-NLDK/CHBRZ	Champagne Bronze	\$ 1110
MT1820-NLDK/CPB	Polished Chrome	\$ 1110
MT1820-NLDK/PVDPN	Polished Nickel	\$ 1110

Knurled Accent Only

(Knurling Added to Handle and Faucet Tip)

MT1820-NLK/PVDBRN	Brushed Nickel	\$ 1110
MT1820-NLK/CHBRZ	Champagne Bronze	\$ 1110
MT1820-NLK/CPB	Polished Chrome	\$ 1110
MT1820-NLK/PVDPN	Polished Nickel	\$ 1110



MT1820 Duet Finish Combinations



Base:
Matte Black (MB)

Accent:
Brushed Nickel (BRN)



Base:
Matte Black (MB)

Accent:
Polished Chrome (CPB)



Base:
Matte Black (MB)

Accent:
Polished Nickel (PN)



Base:
Matte Black (MB)

Accent:
Champagne Bronze (CHBRZ)

4"

5-3/4"

8"

RO
COMPATIBLE

Francis Anthony
Collection

MT1820-NLIH

All Group 2 Finishes **\$ 1244**



MT1830-NL

Duet

Knurled



Francis Anthony
Collection

Hot Water Faucet with Contemporary Round Body & Handle (90° Spout)

MT1830-NL

- These Lead Free faucets are only compatible with the Little Gourmet® heating tank (MT641-3)
- 1/4 Turn Ceramic Cartridge
- 1-3/16" minimum to 1-3/8" maximum mounting hole required
- Heating tank is not included
- This hot water faucet is ICC listed
- Reverse Osmosis Safe
- NSF/ANSI/CAN 61: Q ≤ 1

Standard Finishes

MT1830-NL/BRS	Brushed Stainless	\$ 913
MT1830-NL/CHBRZ	Champagne Bronze	\$ 1074
MT1830-NL/CPB	Polished Chrome	\$ 542
MT1830-NL/MB	Matte Black	\$ 913
MT1830-NL/ORB	Oil Rubbed Bronze	\$ 816
MT1830-NL/PVDBRN	PVD Brushed Nickel	\$ 599
MT1830-NL/PVDPN	PVD Polished Nickel	\$ 599
MT1830-NL/ULB	Unlacquered Brass	\$ 542
MT1830-NL/VB	Venetian Bronze	\$ 816

Group 1 Finishes

All Group 1 Finishes	\$ 913
----------------------	---------------

Group 2 Finishes

All Group 2 Finishes	\$ 1074
----------------------	----------------

Duet Finishes

(Matte Black is the Base Color for All Duet Products)

MT1830-NLD/PVDBRN	Brushed Nickel	\$ 985
MT1830-NLD/CHBRZ	Champagne Bronze	\$ 985
MT1830-NLD/CPB	Polished Chrome	\$ 985
MT1830-NLD/PVDPN	Polished Nickel	\$ 985

Knurled Duet Finishes

(Matte Black is the Base Color for All Duet Products)

MT1830-NLDK/PVDBRN	Brushed Nickel	\$ 1067
MT1830-NLDK/CHBRZ	Champagne Bronze	\$ 1067
MT1830-NLDK/CPB	Polished Chrome	\$ 1067
MT1830-NLDK/PVDPN	Polished Nickel	\$ 1067

Knurled Accent Only

(Knurling Added to Handle and Faucet Tip)

MT1830-NLK/PVDBRN	Brushed Nickel	\$ 1067
MT1830-NLK/CHBRZ	Champagne Bronze	\$ 1067
MT1830-NLK/CPB	Polished Chrome	\$ 1067
MT1830-NLK/PVDPN	Polished Nickel	\$ 1067

MT1830 Duet Finish Combinations



Base:
Matte Black (MB)

Accent:
Brushed Nickel (BRN)



Base:
Matte Black (MB)

Accent:
Polished Chrome (CPB)



Base:
Matte Black (MB)

Accent:
Polished Nickel (PN)



Base:
Matte Black (MB)

Accent:
Champagne Bronze (CHBRZ)



MT1830-NLIH

- ## Standard Finishes

Group 1 Finishes

All Group 1 Finishes **\$ 997**

Group 2 Finishes

All Group 2 Finishes **\$ 1173**



MT1840-NL

Duet

Knurled



Francis Anthony
Collection

Hot Water Faucet with Contemporary Round Body & Handle

MT1840-NL

- These Lead Free faucets are only compatible with the Little Gourmet® heating tank (MT641-3)
- 1/4 Turn Ceramic Cartridge
- 1-3/16" minimum to 1-3/8" maximum mounting hole required
- Heating tank is not included
- This hot water faucet is ICC listed
- Reverse Osmosis Safe
- NSF/ANSI/CAN 61: Q ≤ 1

*** MT1840/SS Replaces Discontinued MT1400/SS**

Standard Finishes

MT1840/SS	Stainless Steel	\$ 913
MT1840-NL/CHBRZ	Champagne Bronze	\$ 1074
MT1840-NL/CPB	Polished Chrome	\$ 542
MT1840-NL/MB	Matte Black	\$ 913
MT1840-NL/ORB	Oil Rubbed Bronze	\$ 816
MT1840-NL/PVDBRN	PVD Brushed Nickel	\$ 599
MT1840-NL/PVDPN	PVD Polished Nickel	\$ 599
MT1840-NL/ULB	Unlacquered Brass	\$ 542
MT1840-NL/VB	Venetian Bronze	\$ 816

Group 1 Finishes

All Group 1 Finishes	\$ 913
----------------------	---------------

Group 2 Finishes

All Group 2 Finishes	\$ 1074
----------------------	----------------

Duet Finishes

(Matte Black is the Base Color for All Duet Products)

MT1840-NLD/PVDBRN	Brushed Nickel	\$ 985
MT1840-NLD/CHBRZ	Champagne Bronze	\$ 985
MT1840-NLD/CPB	Polished Chrome	\$ 985
MT1840-NLD/PVDPN	Polished Nickel	\$ 985

Knurled Duet Finishes

(Matte Black is the Base Color for All Duet Products)

MT1840-NLDK/PVDBRN	Brushed Nickel	\$ 1067
MT1840-NLDK/CHBRZ	Champagne Bronze	\$ 1067
MT1840-NLDK/CPB	Polished Chrome	\$ 1067
MT1840-NLDK/PVDPN	Polished Nickel	\$ 1067

Knurled Accent Only

(Knurling Added to Handle and Faucet Tip)

MT1840-NLK/PVDBRN	Brushed Nickel	\$ 1067
MT1840-NLK/CHBRZ	Champagne Bronze	\$ 1067
MT1840-NLK/CPB	Polished Chrome	\$ 1067
MT1840-NLK/PVDPN	Polished Nickel	\$ 1067

MT1840 Duet Finish Combinations



Base:
Matte Black (MB)

Accent:
Brushed Nickel (BRN)



Base:
Matte Black (MB)

Accent:
Polished Chrome (CPB)



Base:
Matte Black (MB)

Accent:
Polished Nickel (PN)



Base:
Matte Black (MB)

Accent:
Champagne Bronze (CHBRZ)



Hot Water Faucet with Traditional Curved Body & Curved Handle

MT1850-NL

- These Lead Free faucets are only compatible with the Little Gourmet® heating tank (MT641-3)
- 1/4 Turn Ceramic Cartridge
- 1-3/16" minimum to 1-3/8" maximum mounting hole required
- Heating tank is not included
- This hot water faucet is ICC listed
- Reverse Osmosis Safe
- NSF/ANSI/CAN 61: Q ≤ 1

Standard Finishes

MT1850-NL/BRS	Brushed Stainless	\$ 913
MT1850-NL/CHBRZ	Champagne Bronze	\$ 1074
MT1850-NL/CPB	Polished Chrome	\$ 542
MT1850-NL/MB	Matte Black	\$ 913
MT1850-NL/ORB	Oil Rubbed Bronze	\$ 816
MT1850-NL/PVDBRN	PVD Brushed Nickel	\$ 599
MT1850-NL/PVDPN	PVD Polished Nickel	\$ 599
MT1850-NL/ULB	Unlacquered Brass	\$ 542
MT1850-NL/VB	Venetian Bronze	\$ 816

Group 1 Finishes

All Group 1 Finishes **\$ 913**

Group 2 Finishes

All Group 2 Finishes **\$ 1074**



Hot Water Faucet with Traditional Double Curved Body & Curved Handle

MT1870-NL

- These Lead Free faucets are only compatible with the Little Gourmet® heating tank (MT641-3)
- 1/4 Turn Ceramic Cartridge
- 1-3/16" minimum to 1-3/8" maximum mounting hole required
- Heating tank is not included
- This hot water faucet is ICC listed
- Reverse Osmosis Safe
- NSF/ANSI/CAN 61: Q ≤ 1

Standard Finishes

MT1870-NL/BRS	Brushed Stainless	\$ 913
MT1870-NL/CHBRZ	Champagne Bronze	\$ 1074
MT1870-NL/CPB	Polished Chrome	\$ 542
MT1870-NL/MB	Matte Black	\$ 913
MT1870-NL/ORB	Oil Rubbed Bronze	\$ 816
MT1870-NL/PVDBRN	PVD Brushed Nickel	\$ 599
MT1870-NL/PVDPN	PVD Polished Nickel	\$ 599
MT1870-NL/ULB	Unlacquered Brass	\$ 542
MT1870-NL/VB	Venetian Bronze	\$ 816

Group 1 Finishes

All Group 1 Finishes **\$ 913**

Group 2 Finishes

All Group 2 Finishes **\$ 1074**



Hot Water Faucet with Contemporary Square Body

MT1880-NL

- These Lead Free faucets are only compatible with the Little Gourmet® heating tank (MT641-3)
- 1/4 Turn Ceramic Cartridge
- 1-3/16" minimum to 1-3/8" maximum mounting hole required
- Heating tank is not included
- This hot water faucet is ICC listed
- Reverse Osmosis Safe
- NSF/ANSI/CAN 61: Q ≤ 1

Standard Finishes

MT1880-NL/BR	Brushed Stainless	\$ 1196
MT1880-NL/CHBRZ	Champagne Bronze	\$ 1406
MT1880-NL/CPB	Polished Chrome	\$ 709
MT1880-NL/MB	Matte Black	\$ 1196
MT1880-NL/ORB	Oil Rubbed Bronze	\$ 1070
MT1880-NL/PVDBRN	PVD Brushed Nickel	\$ 783
MT1880-NL/PVDPN	PVD Polished Nickel	\$ 783
MT1880-NL/ULB	Unlacquered Brass	\$ 709
MT1880-NL/VB	Venetian Bronze	\$ 1070

Group 1 Finishes

All Group 1 Finishes **\$ 1196**

Group 2 Finishes

All Group 2 Finishes **\$ 1406**

Notes:



Little Gourmet
Premium Hot Water Dispenser

See the Little Gourmet® Premium Hot Water Dispenser on Page 67

Francis Anthony
Collection



MT1800DIY-NL



MT1820DIY-NL

Hot Water Faucet with Modern Curved Body & Handle & Little Gourmet® Premium Hot Water Tank

MT1800DIY-NL

- 1/4 Turn Ceramic Cartridge
- 1-3/16" minimum to 1-3/8" maximum mounting hole required
- This hot water faucet is ICC listed
- Reverse Osmosis Safe
- NSF/ANSI/CAN 61: Q ≤ 1
- MT1250XL filter is now included and increases hot tank warranty to 4 years

Standard Finishes

MT1800DIY-NL/CHBRZ	Champagne Bronze	\$ 1901
MT1800DIY-NL/CPB	Polished Chrome	\$ 1368
MT1800DIY-NL/MB	Matte Black	\$ 1739
MT1800DIY-NL/ORB	Oil Rubbed Bronze	\$ 1644
MT1800DIY-NL/PVDBRN	PVD Brushed Nickel	\$ 1425
MT1800DIY-NL/PVDPN	PVD Polished Nickel	\$ 1425
MT1800DIY-NL/VB	Venetian Bronze	\$ 1644

Group 1 Finishes

All Group 1 Finishes	\$ 1739
----------------------	----------------

Group 2 Finishes

All Group 2 Finishes	\$ 1901
----------------------	----------------

Hot Water Faucet with Contemporary Round Body & Handle (120° Spout) & Little Gourmet® Premium Hot Water Tank

MT1820DIY-NL

- 1/4 Turn Ceramic Cartridge
- 1-3/16" minimum to 1-3/8" maximum mounting hole required
- This hot water faucet is ICC listed
- Reverse Osmosis Safe
- NSF/ANSI/CAN 61: Q ≤ 1
- MT1250XL filter is now included and increases hot tank warranty to 4 years

Standard Finishes

MT1820DIY-NL/BRS	Brushed Stainless	\$ 1658
MT1820DIY-NL/CHBRZ	Champagne Bronze	\$ 1806
MT1820DIY-NL/CPB	Polished Chrome	\$ 1319
MT1820DIY-NL/MB	Matte Black	\$ 1658
MT1820DIY-NL/ORB	Oil Rubbed Bronze	\$ 1571
MT1820DIY-NL/PVDBRN	PVD Brushed Nickel	\$ 1368
MT1820DIY-NL/PVDPN	PVD Polished Nickel	\$ 1368
MT1820DIY-NL/ULB	Unlacquered Brass	\$ 1319
MT1820DIY-NL/VB	Venetian Bronze	\$ 1571

Group 1 Finishes

All Group 1 Finishes	\$ 1658
----------------------	----------------

Group 2 Finishes

All Group 2 Finishes	\$ 1806
----------------------	----------------



Francis Anthony Collection



MT1830DIY-NL



MT1840DIY-NL



Hot Water Faucet with Contemporary Round Body & Handle (90° Spout) & Little Gourmet® Premium Hot Water Tank

MT1830DIY-NL

- 1/4 Turn Ceramic Cartridge
- 1-3/16" minimum to 1-3/8" maximum mounting hole required
- This hot water faucet is ICC listed
- Reverse Osmosis Safe
- NSF/ANSI/CAN 61: Q ≤ 1
- MT1250XL filter is now included and increases hot tank warranty to 4 years

Standard Finishes

MT1830DIY-NL/BRS	Brushed Stainless	\$ 1739
MT1830DIY-NL/CHBRZ	Champagne Bronze	\$ 1901
MT1830DIY-NL/CPB	Polished Chrome	\$ 1368
MT1830DIY-NL/MB	Matte Black	\$ 1739
MT1830DIY-NL/ORB	Oil Rubbed Bronze	\$ 1644
MT1830DIY-NL/PVDBRN	PVD Brushed Nickel	\$ 1425
MT1830DIY-NL/PVDPN	PVD Polished Nickel	\$ 1425
MT1830DIY-NL/ULB	Unlacquered Brass	\$ 1368
MT1830DIY-NL/VB	Venetian Bronze	\$ 1644

Group 1 Finishes

All Group 1 Finishes	\$ 1739
----------------------	----------------

Group 2 Finishes

All Group 2 Finishes	\$ 1901
----------------------	----------------

Hot Water Faucet with Contemporary Round Body & Handle & Little Gourmet® Premium Hot Water Tank

MT1840DIY-NL

- 1/4 Turn Ceramic Cartridge
- 1-3/16" minimum to 1-3/8" maximum mounting hole required
- This hot water faucet is ICC listed
- Reverse Osmosis Safe
- NSF/ANSI/CAN 61: Q ≤ 1
- MT1250XL filter is now included and increases hot tank warranty to 4 years

* MT1840/SS Replaces Discontinued MT1400/SS

Standard Finishes

MT1840DIY/SS	Stainless Steel	\$ 1739
MT1840DIY-NL/CHBRZ	Champagne Bronze	\$ 1901
MT1840DIY-NL/CPB	Polished Chrome	\$ 1368
MT1840DIY-NL/MB	Matte Black	\$ 1739
MT1840DIY-NL/ORB	Oil Rubbed Bronze	\$ 1644
MT1840DIY-NL/PVDBRN	PVD Brushed Nickel	\$ 1425
MT1840DIY-NL/PVDPN	PVD Polished Nickel	\$ 1425
MT1840DIY-NL/ULB	Unlacquered Brass	\$ 1368
MT1840DIY-NL/VB	Venetian Bronze	\$ 1644

Group 1 Finishes

All Group 1 Finishes	\$ 1739
----------------------	----------------

Group 2 Finishes

All Group 2 Finishes	\$ 1901
----------------------	----------------

Francis Anthony Collection



Hot Water Faucet with Traditional Curved Body & Curved Handle & Little Gourmet® Premium Hot Water Tank

MT1850DIY-NL

- 1/4 Turn Ceramic Cartridge
- 1-3/16" minimum to 1-3/8" maximum mounting hole required
- This hot water faucet is ICC listed
- Reverse Osmosis Safe
- NSF/ANSI/CAN 61: Q ≤ 1
- MT1250XL filter is now included and increases hot tank warranty to 4 years

Standard Finishes

MT1850DIY-NL/BRS	Brushed Stainless	\$ 1739
MT1850DIY-NL/CHBRZ	Champagne Bronze	\$ 1901
MT1850DIY-NL/CPB	Polished Chrome	\$ 1368
MT1850DIY-NL/MB	Matte Black	\$ 1739
MT1850DIY-NL/ORB	Oil Rubbed Bronze	\$ 1644
MT1850DIY-NL/PVDBRN	PVD Brushed Nickel	\$ 1425
MT1850DIY-NL/PVDPN	PVD Polished Nickel	\$ 1425
MT1850DIY-NL/ULB	Unlacquered Brass	\$ 1368
MT1850DIY-NL/VB	Venetian Bronze	\$ 1644

Group 1 Finishes

All Group 1 Finishes	\$ 1739
----------------------	----------------

Group 2 Finishes

All Group 2 Finishes	\$ 1901
----------------------	----------------



Hot Water Faucet with Traditional Double Curved Body & Curved Handle & Little Gourmet® Premium Hot Water Tank

MT1870DIY-NL

- 1/4 Turn Ceramic Cartridge
- 1-3/16" minimum to 1-3/8" maximum mounting hole required
- This hot water faucet is ICC listed
- Reverse Osmosis Safe
- NSF/ANSI/CAN 61: Q ≤ 1
- MT1250XL filter is now included and increases hot tank warranty to 4 years

Standard Finishes

MT1870DIY-NL/BRS	Brushed Stainless	\$ 1739
MT1870DIY-NL/CHBRZ	Champagne Bronze	\$ 1901
MT1870DIY-NL/CPB	Polished Chrome	\$ 1368
MT1870DIY-NL/MB	Matte Black	\$ 1739
MT1870DIY-NL/ORB	Oil Rubbed Bronze	\$ 1644
MT1870DIY-NL/PVDBRN	PVD Brushed Nickel	\$ 1425
MT1870DIY-NL/PVDPN	PVD Polished Nickel	\$ 1425
MT1870DIY-NL/ULB	Unlacquered Brass	\$ 1368
MT1870DIY-NL/VB	Venetian Bronze	\$ 1644

Group 1 Finishes

All Group 1 Finishes	\$ 1739
----------------------	----------------

Group 2 Finishes

All Group 2 Finishes	\$ 1901
----------------------	----------------

Francis Anthony
Collection

Hot Water Faucet with Contemporary Square Body & Little Gourmet® Premium Hot Water Tank



MT1880DIY-NL

- 1/4 Turn Ceramic Cartridge
- 1-3/16" minimum to 1-3/8" maximum mounting hole required
- This hot water faucet is ICC listed
- Reverse Osmosis Safe
- NSF/ANSI/CAN 61: Q ≤ 1
- MT1250XL filter is now included and increases hot tank warranty to 4 years

Standard Finishes

MT1880DIY-NL/BR5	Brushed Stainless	\$ 2022
MT1880DIY-NL/CHBRZ	Champagne Bronze	\$ 2233
MT1880DIY-NL/CPB	Polished Chrome	\$ 1536
MT1880DIY-NL/MB	Matte Black	\$ 2022
MT1880DIY-NL/ORB	Oil Rubbed Bronze	\$ 1896
MT1880DIY-NL/PVDBRN	PVD Brushed Nickel	\$ 1610
MT1880DIY-NL/PVDPN	PVD Polished Nickel	\$ 1610
MT1880DIY-NL/ULB	Unlacquered Brass	\$ 1536
MT1880DIY-NL/VB	Venetian Bronze	\$ 1896

Group 1 Finishes












All Group 1 Finishes **\$ 2022**

Group 2 Finishes

All Group 2 Finishes **\$ 2233**

Notes:

Hot & Cold Water Faucets Table of Contents

Image	Model Number	Duet Finishes	Knurling	Industrial Handle	Page
	MT1801-NL	NO	NO	NO	88
	MT1821-NL	YES	YES	NO	89
	MT1821-NLIH	NO	NO	YES	90
	MT1831-NL	YES	YES	NO	91
	MT1831-NLIH	NO	NO	YES	92
	MT1841-NL	YES	YES	NO	93
	MT1841-NLIH	NO	NO	YES	94
	MT1851-NL	NO	NO	NO	95
	MT1871-NL	NO	NO	NO	95
	MT1881-NL	NO	NO	NO	96
	MT1900-NL	NO	NO	NO	97

For Hot Tank

Francis Anthony Collection
74 - 82

Francis Anthony + Little
Gourmet® Packages
83 - 86

For Filters, Chiller, & Hot Tank

Francis Anthony Collection
88 - 96

Single Handle Hot & Cold
97 - 98

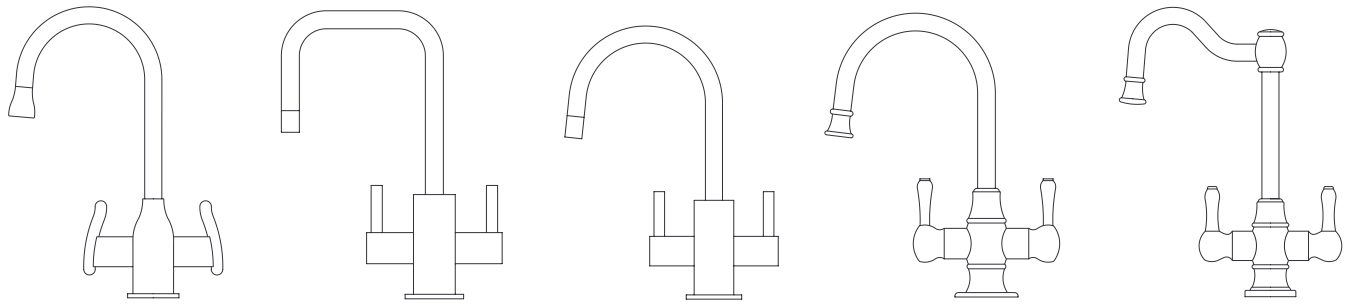
Francis Anthony + Little
Gourmet® Packages
99 - 102

For Filters & Chiller

Francis Anthony Collection
104 - 112

Additional Collections
113 - 114

Francis Anthony + Mountain
Pure® Filter Packages
115 - 118



Francis Anthony Collection



MT1801-NL



Francis Anthony
Collection

Hot & Cold Water Faucet with Modern Curved Body & Handles

MT1801-NL

- These Lead Free faucets are only compatible with the Little Gourmet® heating tank (MT641-3)
- 1/4 Turn Ceramic Cartridge
- 1-3/16" minimum to 1-3/8" maximum mounting hole required
- Heating tank is not included
- This hot & cold water faucet is ICC listed
- Reverse Osmosis Safe
- NSF/ANSI/CAN 61: Q ≤ 1

Standard Finishes

MT1801-NL/CHBRZ	Champagne Bronze	\$ 1362
MT1801-NL/CPB	Polished Chrome	\$ 725
MT1801-NL/MB	Matte Black	\$ 1156
MT1801-NL/ORB	Oil Rubbed Bronze	\$ 1032
MT1801-NL/PVDBRN	PVD Brushed Nickel	\$ 816
MT1801-NL/PVDPN	PVD Polished Nickel	\$ 816
MT1801-NL/VB	Venetian Bronze	\$ 1032

Group 1 Finishes

All Group 1 Finishes	\$ 1156
----------------------	----------------

Group 2 Finishes

All Group 2 Finishes	\$ 1362
----------------------	----------------

Hot & Cold Water Faucet with Contemporary Round Body & Handles (120° Spout)

MT1821-NL

- These Lead Free faucets are only compatible with the Little Gourmet® heating tank (MT641-3)
- 1/4 Turn Ceramic Cartridge
- 1-3/16" minimum to 1-3/8" maximum mounting hole required
- Heating tank is not included
- This hot & cold water faucet is ICC listed
- Reverse Osmosis Safe
- NSF/ANSI/CAN 61: Q ≤ 1

Standard Finishes

MT1821-NL/BR	Brushed Stainless	\$ 1212
MT1821-NL/CHBRZ	Champagne Bronze	\$ 1429
MT1821-NL/CPB	Polished Chrome	\$ 758
MT1821-NL/MB	Matte Black	\$ 1212
MT1821-NL/ORB	Oil Rubbed Bronze	\$ 1082
MT1821-NL/PVDBRN	PVD Brushed Nickel	\$ 854
MT1821-NL/PVDPN	PVD Polished Nickel	\$ 854
MT1821-NL/ULB	Unlacquered Brass	\$ 758
MT1821-NL/VB	Venetian Bronze	\$ 1082

Group 1 Finishes

All Group 1 Finishes	\$ 1212
----------------------	----------------

Group 2 Finishes

All Group 2 Finishes	\$ 1429
----------------------	----------------

Duet Finishes

(Matte Black is the Base Color for All Duet Products)

MT1821-NLD/PVDBRN	Brushed Nickel	\$ 1303
MT1821-NLD/CHBRZ	Champagne Bronze	\$ 1303
MT1821-NLD/CPB	Polished Chrome	\$ 1303
MT1821-NLD/PVDPN	Polished Nickel	\$ 1303

Knurled Duet Finishes

(Matte Black is the Base Color for All Duet Products)

MT1821-NLDK/PVDBRN	Brushed Nickel	\$ 1421
MT1821-NLDK/CHBRZ	Champagne Bronze	\$ 1421
MT1821-NLDK/CPB	Polished Chrome	\$ 1421
MT1821-NLDK/PVDPN	Polished Nickel	\$ 1421

Knurled Accent Only

(Knurling Added to Handle and Faucet Tip)

MT1821-NLK/PVDBRN	Brushed Nickel	\$ 1421
MT1821-NLK/CHBRZ	Champagne Bronze	\$ 1421
MT1821-NLK/CPB	Polished Chrome	\$ 1421
MT1821-NLK/PVDPN	Polished Nickel	\$ 1421



MT1821 Duet Finish Combinations



Base:
Matte Black (MB)

Accent:
Brushed Nickel (BRN)



Base:
Matte Black (MB)

Accent:
Polished Chrome (CPB)



Base:
Matte Black (MB)

Accent:
Polished Nickel (PN)



Base:
Matte Black (MB)

Accent:
Champagne Bronze (CHBRZ)



Francis Anthony
Collection

MT1821-NLIH

Hot & Cold Water Faucet with Contemporary Round Body & Industrial Lever Handles (120° Spout)

MT1821-NLIH

- These Lead Free faucets are only compatible with the Little Gourmet® heating tank (MT641-3)
- 1/4 Turn Ceramic Cartridge
- 1-3/16" minimum to 1-3/8" maximum mounting hole required
- Heating tank is not included
- This hot & cold water faucet is ICC listed
- Reverse Osmosis Safe
- NSF/ANSI/CAN 61: Q ≤ 1

Standard Finishes

MT1821-NLIH/BR	Brushed Stainless	\$ 1403
MT1821-NLIH/CHBRZ	Champagne Bronze	\$ 1649
MT1821-NLIH/CPB	Polished Chrome	\$ 912
MT1821-NLIH/MB	Matte Black	\$ 1403
MT1821-NLIH/ORB	Oil Rubbed Bronze	\$ 1258
MT1821-NLIH/PVDBRN	PVD Brushed Nickel	\$ 1042
MT1821-NLIH/PVDPN	PVD Polished Nickel	\$ 1042
MT1821-NLIH/ULB	Unlacquered Brass	\$ 912
MT1821-NLIH/VB	Venetian Bronze	\$ 1258

Group 1 Finishes

All Group 1 Finishes **\$ 1403**

Group 2 Finishes

All Group 2 Finishes **\$ 1649**

Notes:

Hot & Cold Water Faucet with Contemporary Round Body & Handles (90° Spout)



MT1831-NL



Francis Anthony
Collection

MT1831-NL

- These Lead Free faucets are only compatible with the Little Gourmet® heating tank (MT641-3)
- 1/4 Turn Ceramic Cartridge
- 1-3/16" minimum to 1-3/8" maximum mounting hole required
- Heating tank is not included
- This hot & cold water faucet is ICC listed
- Reverse Osmosis Safe
- NSF/ANSI/CAN 61: Q ≤ 1

Standard Finishes

MT1831-NL/BRS	Brushed Stainless	\$ 1156
MT1831-NL/CHBRZ	Champagne Bronze	\$ 1362
MT1831-NL/CPB	Polished Chrome	\$ 725
MT1831-NL/MB	Matte Black	\$ 1156
MT1831-NL/ORB	Oil Rubbed Bronze	\$ 1032
MT1831-NL/PVDBRN	PVD Brushed Nickel	\$ 816
MT1831-NL/PVDPN	PVD Polished Nickel	\$ 816
MT1831-NL/ULB	Unlacquered Brass	\$ 725
MT1831-NL/VB	Venetian Bronze	\$ 1032

Group 1 Finishes

All Group 1 Finishes	\$ 1156
----------------------	----------------

Group 2 Finishes

All Group 2 Finishes	\$ 1362
----------------------	----------------

Duet Finishes

(Matte Black is the Base Color for All Duet Products)

MT1831-NLD/PVDBRN	Brushed Nickel	\$ 1260
MT1831-NLD/CHBRZ	Champagne Bronze	\$ 1260
MT1831-NLD/CPB	Polished Chrome	\$ 1260
MT1831-NLD/PVDPN	Polished Nickel	\$ 1260

Knurled Duet Finishes

(Matte Black is the Base Color for All Duet Products)

MT1831-NLDK/PVDBRN	Brushed Nickel	\$ 1380
MT1831-NLDK/CHBRZ	Champagne Bronze	\$ 1380
MT1831-NLDK/CPB	Polished Chrome	\$ 1380
MT1831-NLDK/PVDPN	Polished Nickel	\$ 1380

Knurled Accent Only

(Knurling Added to Handle and Faucet Tip)

MT1831-NLK/PVDBRN	Brushed Nickel	\$ 1380
MT1831-NLK/CHBRZ	Champagne Bronze	\$ 1380
MT1831-NLK/CPB	Polished Chrome	\$ 1380
MT1831-NLK/PVDPN	Polished Nickel	\$ 1380

MT1831 Duet Finish Combinations



Base:
Matte Black (MB)

Accent:
Brushed Nickel (BRN)



Base:
Matte Black (MB)

Accent:
Polished Chrome (CPB)



Base:
Matte Black (MB)

Accent:
Polished Nickel (PN)



Base:
Matte Black (MB)

Accent:
Champagne Bronze (CHBRZ)



Hot & Cold Water Faucet with Contemporary Round Body & Industrial Lever Handles (90° Spout)

MT1831-NLIH

- These Lead Free faucets are only compatible with the Little Gourmet® heating tank (MT641-3)
- 1/4 Turn Ceramic Cartridge
- 1-3/16" minimum to 1-3/8" maximum mounting hole required
- Heating tank is not included
- This hot & cold water faucet is ICC listed
- Reverse Osmosis Safe
- NSF/ANSI/CAN 61: Q ≤ 1

Standard Finishes

MT1831-NLIH/BR	Brushed Stainless	\$ 1327
MT1831-NLIH/CHBRZ	Champagne Bronze	\$ 1562
MT1831-NLIH/CPB	Polished Chrome	\$ 868
MT1831-NLIH/MB	Matte Black	\$ 1327
MT1831-NLIH/ORB	Oil Rubbed Bronze	\$ 1191
MT1831-NLIH/PVDBRN	PVD Brushed Nickel	\$ 957
MT1831-NLIH/PVDPN	PVD Polished Nickel	\$ 957
MT1831-NLIH/ULB	Unlacquered Brass	\$ 868
MT1831-NLIH/VB	Venetian Bronze	\$ 1191

Group 1 Finishes

All Group 1 Finishes **\$ 1327**

Group 2 Finishes

All Group 2 Finishes **\$ 1562**

Notes:

Hot & Cold Water Faucet with Contemporary Round Body & Handles

MT1841-NL

- These Lead Free faucets are only compatible with the Little Gourmet® heating tank (MT641-3)
- 1/4 Turn Ceramic Cartridge
- 1-3/16" minimum to 1-3/8" maximum mounting hole required
- Heating tank is not included
- This hot & cold water faucet is ICC listed
- Reverse Osmosis Safe
- NSF/ANSI/CAN 61: Q ≤ 1

***MT1841/SS Replaces Discontinued MT1401/SS**

Standard Finishes

MT1841/SS	Stainless Steel	\$ 1156
MT1841-NL/CHBRZ	Champagne Bronze	\$ 1362
MT1841-NL/CPB	Polished Chrome	\$ 725
MT1841-NL/MB	Matte Black	\$ 1156
MT1841-NL/ORB	Oil Rubbed Bronze	\$ 1032
MT1841-NL/PVDBRN	PVD Brushed Nickel	\$ 816
MT1841-NL/PVDPN	PVD Polished Nickel	\$ 816
MT1841-NL/ULB	Unlacquered Brass	\$ 725
MT1841-NL/VB	Venetian Bronze	\$ 1032

Group 1 Finishes

All Group 1 Finishes	\$ 1156
----------------------	----------------

Group 2 Finishes

All Group 2 Finishes	\$ 1362
----------------------	----------------

Duet Finishes

MT1841-NLD/PVDBRN	Brushed Nickel	\$ 1260
MT1841-NLD/CHBRZ	Champagne Bronze	\$ 1260
MT1841-NLD/CPB	Polished Chrome	\$ 1260
MT1841-NLD/PVDPN	Polished Nickel	\$ 1260

(Matte Black is the Base Color for All Duet Products)

Knurled Duet Finishes

MT1841-NLDK/PVDBRN	Brushed Nickel	\$ 1380
MT1841-NLDK/CHBRZ	Champagne Bronze	\$ 1380
MT1841-NLDK/CPB	Polished Chrome	\$ 1380
MT1841-NLDK/PVDPN	Polished Nickel	\$ 1380

(Matte Black is the Base Color for All Duet Products)

Knurled Accent Only

MT1841-NLK/PVDBRN	Brushed Nickel	\$ 1380
MT1841-NLK/CHBRZ	Champagne Bronze	\$ 1380
MT1841-NLK/CPB	Polished Chrome	\$ 1380
MT1841-NLK/PVDPN	Polished Nickel	\$ 1380

(Knurling Added to Handle and Faucet Tip)



MT1841-NL



Francis Anthony
Collection

MT1841 Duet Finish Combinations



Base:
Matte Black (MB)

Accent:
Brushed
Nickel (BRN)



Base:
Matte Black (MB)

Accent:
Polished
Chrome (CPB)



Base:
Matte Black (MB)

Accent:
Polished
Nickel (PN)



Base:
Matte Black (MB)

Accent:
Champagne
Bronze (CHBRZ)



Francis Anthony
Collection

MT1841-NLIH

- These Lead Free faucets are only compatible with the Little Gourmet® heating tank (MT641-3)
- 1/4 Turn Ceramic Cartridge
- 1-3/16" minimum to 1-3/8" maximum mounting hole required
- Heating tank is not included
- This hot & cold water faucet is ICC listed
- Reverse Osmosis Safe
- NSF/ANSI/CAN 61: Q ≤ 1

MT1841-NLIH/BR	Brushed Stainless	\$ 1327
MT1841-NLIH/CHBRZ	Champagne Bronze	\$ 1562
MT1841-NLIH/CPB	Polished Chrome	\$ 868
MT1841-NLIH/MB	Matte Black	\$ 1327
MT1841-NLIH/ORB	Oil Rubbed Bronze	\$ 1191
MT1841-NLIH/PVDBRN	PVD Brushed Nickel	\$ 957
MT1841-NLIH/PVDPN	PVD Polished Nickel	\$ 957
MT1841-NLIH/ULB	Unlacquered Brass	\$ 868
MT1841-NLIH/VB	Venetian Bronze	\$ 1191

All Group 1 Finishes **\$ 1327**

All Group 2 Finishes **\$ 1562**

Notes:



Hot & Cold Water Faucet with Traditional Curved Body & Curved Handles

MT1851-NL

- These Lead Free faucets are only compatible with the Little Gourmet® heating tank (MT641-3)
- 1/4 Turn Ceramic Cartridge
- 1-3/16" minimum to 1-3/8" maximum mounting hole required
- Heating tank is not included
- This hot & cold water faucet is ICC listed
- Reverse Osmosis Safe
- NSF/ANSI/CAN 61: Q ≤ 1

Standard Finishes

MT1851-NL/BRS	Brushed Stainless	\$ 1156
MT1851-NL/CHBRZ	Champagne Bronze	\$ 1362
MT1851-NL/CPB	Polished Chrome	\$ 725
MT1851-NL/MB	Matte Black	\$ 1156
MT1851-NL/ORB	Oil Rubbed Bronze	\$ 1032
MT1851-NL/PVDBRN	PVD Brushed Nickel	\$ 816
MT1851-NL/PVDPN	PVD Polished Nickel	\$ 816
MT1851-NL/ULB	Unlacquered Brass	\$ 725
MT1851-NL/VB	Venetian Bronze	\$ 1032

Group 1 Finishes

All Group 1 Finishes **\$ 1156**

Group 2 Finishes

All Group 2 Finishes **\$ 1362**



Hot & Cold Water Faucet with Traditional Double Curved Body & Curved Handles

MT1871-NL

- These Lead Free faucets are only compatible with the Little Gourmet® heating tank (MT641-3)
- 1/4 Turn Ceramic Cartridge
- 1-3/16" minimum to 1-3/8" maximum mounting hole required
- Heating tank is not included
- This hot & cold water faucet is ICC listed
- Reverse Osmosis Safe
- NSF/ANSI/CAN 61: Q ≤ 1

Standard Finishes

MT1871-NL/BRS	Brushed Stainless	\$ 1156
MT1871-NL/CHBRZ	Champagne Bronze	\$ 1362
MT1871-NL/CPB	Polished Chrome	\$ 725
MT1871-NL/MB	Matte Black	\$ 1156
MT1871-NL/ORB	Oil Rubbed Bronze	\$ 1032
MT1871-NL/PVDBRN	PVD Brushed Nickel	\$ 816
MT1871-NL/PVDPN	PVD Polished Nickel	\$ 816
MT1871-NL/ULB	Unlacquered Brass	\$ 725
MT1871-NL/VB	Venetian Bronze	\$ 1032

Group 1 Finishes

All Group 1 Finishes **\$ 1156**

Group 2 Finishes

All Group 2 Finishes **\$ 1362**



Hot & Cold Water Faucet with Contemporary Square Body

MT1881-NL

- These Lead Free faucets are only compatible with the Little Gourmet® heating tank (MT641-3)
- 1/4 Turn Ceramic Cartridge
- 1-3/16" minimum to 1-3/8" maximum mounting hole required
- Heating tank is not included
- This hot & cold water faucet is ICC listed
- Reverse Osmosis Safe
- NSF/ANSI/CAN 61: Q ≤ 1

Standard Finishes

MT1881-NL/BR	Brushed Stainless	\$ 1515
MT1881-NL/CHBRZ	Champagne Bronze	\$ 1785
MT1881-NL/CPB	Polished Chrome	\$ 949
MT1881-NL/MB	Matte Black	\$ 1515
MT1881-NL/ORB	Oil Rubbed Bronze	\$ 1352
MT1881-NL/PVDBRN	PVD Brushed Nickel	\$ 1070
MT1881-NL/PVDPN	PVD Polished Nickel	\$ 1070
MT1881-NL/ULB	Unlacquered Brass	\$ 949
MT1881-NL/VB	Venetian Bronze	\$ 1352

Group 1 Finishes

All Group 1 Finishes **\$ 1515**

Group 2 Finishes

All Group 2 Finishes **\$ 1785**

Notes:

MT1900-NL

SINGLE HANDLE HOT & COLD FAUCET



- ✓ Hot & Cold – dispenses near 200° water and cool drinking water
- ✓ Activate the instant hot water by first pressing down on the button located on the lever and pushing backward. Pull forward for cold water.
- ✓ To be used with the Little Gourmet heating tank (MT641-3 sold separately)
- ✓ Reverse Osmosis Safe
- ✓ Durable All Brass Construction
- ✓ NSF/ANSI/CAN 61: Q ≤ 1
- ✓ 1-3/16" minimum to 1-3/8" maximum mounting hole required
- ✓ Minimalistic Styling Standing at 8" Tall

Standard Finishes

MT1900-NL/BRS	Brushed Stainless	\$ 749
MT1900-NL/CPB	Polished Chrome	\$ 679
MT1900-NL/MB	Matte Black	\$ 771
MT1900-NL/PVDBRN	PVD Brushed Nickel	\$ 749
MT1900-NL/PVDPN	PVD Polished Nickel	\$ 749

Group 1 Finishes

All Group 1 Finishes	\$ 1096
----------------------	----------------

Group 2 Finishes

All Group 2 Finishes	\$ 1295
----------------------	----------------



VIEW PRODUCT PAGE

PAIR WITH:





Single Handle Hot & Cold Faucets & Little Gourmet® Premium Hot Water Tank

MT1900DIY-NL

- Hot & Cold – dispenses near 200° water and cool drinking water
- Activate the instant hot water by first pressing down on the button located on the lever and pushing backward. Pull forward for cold water.
- Reverse Osmosis Safe
- Durable All Brass Construction for Faucet
- NSF/ANSI/CAN 61: Q ≤ 1
- 1-3/16" minimum to 1-3/8" maximum mounting hole required
- Minimalistic Styling Standing at 8" Tall
- MT1250XL filter is now included and increases hot tank warranty to 4 years

Standard Finishes

MT1900DIY-NL/BRS	Brushed Stainless	\$ 1576
MT1900DIY-NL/CPB	Polished Chrome	\$ 1506
MT1900DIY-NL/MB	Matte Black	\$ 1598
MT1900DIY-NL/PVDBRN	PVD Brushed Nickel	\$ 1576
MT1900DIY-NL/PVDPN	PVD Polished Nickel	\$ 1576

Group 1 Finishes

All Group 1 Finishes	\$ 1923
----------------------	---------

Group 2 Finishes

All Group 2 Finishes	\$ 2122
----------------------	---------

Notes:



Little Gourmet
Premium Hot Water Dispenser

See the Little Gourmet® Premium Hot Water Dispenser on Page 67

Francis Anthony
Collection



MT1801DIY-NL



 RO
COMPATIBLE



MT1821DIY-NL



 RO
COMPATIBLE

Hot & Cold Water Faucet with Modern Curved Body & Handles (120° Spout) & Little Gourmet® Premium Hot Water Tank

MT1801DIY-NL

- 1/4 Turn Ceramic Cartridge
- 1-3/16" minimum to 1-3/8" maximum mounting hole required
- This hot & cold water faucet is ICC listed
- Reverse Osmosis Safe
- NSF/ANSI/CAN 61: Q ≤ 1
- MT1250XL filter is now included and increases hot tank warranty to 4 years

Standard Finishes

MT1801DIY-NL/CHBRZ	Champagne Bronze	\$ 2190
MT1801DIY-NL/CPB	Polished Chrome	\$ 1551
MT1801DIY-NL/MB	Matte Black	\$ 1983
MT1801DIY-NL/ORB	Oil Rubbed Bronze	\$ 1860
MT1801DIY-NL/PVDBRN	PVD Brushed Nickel	\$ 1644
MT1801DIY-NL/PVDPN	PVD Polished Nickel	\$ 1644
MT1801DIY-NL/VB	Venetian Bronze	\$ 1860

Group 1 Finishes

All Group 1 Finishes **\$ 1983**

Group 2 Finishes

All Group 2 Finishes **\$ 2190**

Hot & Cold Water Faucet with Contemporary Round Body & Handles (120° Spout) & Little Gourmet® Premium Hot Water Tank

MT1821DIY-NL

- 1/4 Turn Ceramic Cartridge
- 1-3/16" minimum to 1-3/8" maximum mounting hole required
- This hot & cold water faucet is ICC listed
- Reverse Osmosis Safe
- NSF/ANSI/CAN 61: Q ≤ 1
- MT1250XL filter is now included and increases hot tank warranty to 4 years

Standard Finishes

MT1821DIY-NL/BS	Brushed Stainless	\$ 2038
MT1821DIY-NL/CHBRZ	Champagne Bronze	\$ 2255
MT1821DIY-NL/CPB	Polished Chrome	\$ 1585
MT1821DIY-NL/MB	Matte Black	\$ 2038
MT1821DIY-NL/ORB	Oil Rubbed Bronze	\$ 1909
MT1821DIY-NL/PVDBRN	PVD Brushed Nickel	\$ 1681
MT1821DIY-NL/PVDPN	PVD Polished Nickel	\$ 1681
MT1821DIY-NL/ULB	Unlacquered Brass	\$ 1585
MT1821DIY-NL/VB	Venetian Bronze	\$ 1909

Group 1 Finishes

All Group 1 Finishes **\$ 2038**

Group 2 Finishes

All Group 2 Finishes **\$ 2255**



Francis Anthony Collection



MT1831DIY-NL



MT1841DIY-NL

Hot & Cold Water Faucet with Contemporary Round Body & Handles (90° Spout) & Little Gourmet® Premium Hot Water Tank

MT1831DIY-NL

- 1/4 Turn Ceramic Cartridge
- 1-3/16" minimum to 1-3/8" maximum mounting hole required
- This hot & cold water faucet is ICC listed
- Reverse Osmosis Safe
- NSF/ANSI/CAN 61: Q ≤ 1
- MT1250XL filter is now included and increases hot tank warranty to 4 years

Standard Finishes

MT1831DIY-NL/BRS	Brushed Stainless	\$ 1983
MT1831DIY-NL/CHBRZ	Champagne Bronze	\$ 2190
MT1831DIY-NL/CPB	Polished Chrome	\$ 1551
MT1831DIY-NL/MB	Matte Black	\$ 1983
MT1831DIY-NL/ORB	Oil Rubbed Bronze	\$ 1860
MT1831DIY-NL/PVDBRN	PVD Brushed Nickel	\$ 1644
MT1831DIY-NL/PVDPN	PVD Polished Nickel	\$ 1644
MT1831DIY-NL/ULB	Unlacquered Brass	\$ 1551
MT1831DIY-NL/VB	Venetian Bronze	\$ 1860

Group 1 Finishes

All Group 1 Finishes \$ 1983

Group 2 Finishes

All Group 2 Finishes \$ 2190

Hot & Cold Water Faucet with Contemporary Round Body & Handles & Little Gourmet® Premium Hot Water Tank

MT1841DIY-NL

- 1/4 Turn Ceramic Cartridge
- 1-3/16" minimum to 1-3/8" maximum mounting hole required
- This hot & cold water faucet is ICC listed
- Reverse Osmosis Safe
- NSF/ANSI/CAN 61: Q ≤ 1
- MT1250XL filter is now included and increases hot tank warranty to 4 years

*MT1841/SS Replaces Discontinued MT1401/SS

Standard Finishes

MT1841DIY/SS	Stainless Steel	\$ 1933
MT1841DIY-NL/CHBRZ	Champagne Bronze	\$ 2131
MT1841DIY-NL/CPB	Polished Chrome	\$ 1520
MT1841DIY-NL/MB	Matte Black	\$ 1933
MT1841DIY-NL/ORB	Oil Rubbed Bronze	\$ 1814
MT1841DIY-NL/PVDBRN	PVD Brushed Nickel	\$ 1608
MT1841DIY-NL/PVDPN	PVD Polished Nickel	\$ 1608
MT1841DIY-NL/ULB	Unlacquered Brass	\$ 1520
MT1841DIY-NL/VB	Venetian Bronze	\$ 1814

Group 1 Finishes

All Group 1 Finishes \$ 1933

Group 2 Finishes

All Group 2 Finishes \$ 2131

Francis Anthony Collection



MT1851DIY-NL



MT1871DIY-NL



Hot & Cold Water Faucet with Traditional Curved Body & Curved Handles & Little Gourmet® Premium Hot Water Tank

MT1851DIY-NL

- 1/4 Turn Ceramic Cartridge
- 1-3/16" minimum to 1-3/8" maximum mounting hole required
- This hot & cold water faucet is ICC listed
- Reverse Osmosis Safe
- NSF/ANSI/CAN 61: Q ≤ 1
- MT1250XL filter is now included and increases hot tank warranty to 4 years

Standard Finishes

MT1851DIY-NL/BRS	Brushed Stainless	\$ 1983
MT1851DIY-NL/CHBRZ	Champagne Bronze	\$ 2190
MT1851DIY-NL/CPB	Polished Chrome	\$ 1551
MT1851DIY-NL/MB	Matte Black	\$ 1983
MT1851DIY-NL/ORB	Oil Rubbed Bronze	\$ 1860
MT1851DIY-NL/PVDBRN	PVD Brushed Nickel	\$ 1644
MT1851DIY-NL/PVDPN	PVD Polished Nickel	\$ 1644
MT1851DIY-NL/ULB	Unlacquered Brass	\$ 1551
MT1851DIY-NL/VB	Venetian Bronze	\$ 1860

Group 1 Finishes

All Group 1 Finishes	\$ 1983
----------------------	----------------

Group 2 Finishes

All Group 2 Finishes	\$ 2190
----------------------	----------------

Hot & Cold Water Faucet with Traditional Double Curved Body & Curved Handles & Little Gourmet® Premium Hot Water Tank

MT1871DIY-NL

- 1/4 Turn Ceramic Cartridge
- 1-3/16" minimum to 1-3/8" maximum mounting hole required
- This hot & cold water faucet is ICC listed
- Reverse Osmosis Safe
- NSF/ANSI/CAN 61: Q ≤ 1
- MT1250XL filter is now included and increases hot tank warranty to 4 years

Standard Finishes

MT1871DIY-NL/BRS	Brushed Stainless	\$ 1983
MT1871DIY-NL/CHBRZ	Champagne Bronze	\$ 2190
MT1871DIY-NL/CPB	Polished Chrome	\$ 1551
MT1871DIY-NL/MB	Matte Black	\$ 1983
MT1871DIY-NL/ORB	Oil Rubbed Bronze	\$ 1860
MT1871DIY-NL/PVDBRN	PVD Brushed Nickel	\$ 1644
MT1871DIY-NL/PVDPN	PVD Polished Nickel	\$ 1644
MT1871DIY-NL/ULB	Unlacquered Brass	\$ 1551
MT1871DIY-NL/VB	Venetian Bronze	\$ 1860

Group 1 Finishes

All Group 1 Finishes	\$ 1983
----------------------	----------------











Group 2 Finishes

All Group 2 Finishes	\$ 2190
----------------------	----------------



102

Point-of-Use Water Faucets Table of Contents

Image	Model Number	Duet Finishes	Knurling	Industrial Handle	Page
	MT1803-NL	NO	NO	NO	104
	MT1823-NL	YES	YES	NO	105
	MT1823-NLIH	NO	NO	YES	106
	MT1833-NL	YES	YES	NO	107
	MT1833-NLIH	NO	NO	YES	108
	MT1843-NL	YES	YES	NO	109
	MT1843-NLIH	NO	NO	YES	110
	MT1853-NL	NO	NO	NO	111
	MT1873-NL	NO	NO	NO	111
	MT1883-NL	NO	NO	NO	112

For Hot Tank

Francis Anthony Collection
74 - 82

Francis Anthony + Little
Gourmet® Packages
83 - 86

For Filters, Chiller, & Hot Tank

Francis Anthony Collection
88 - 96

Single Handle Hot & Cold
97 - 98

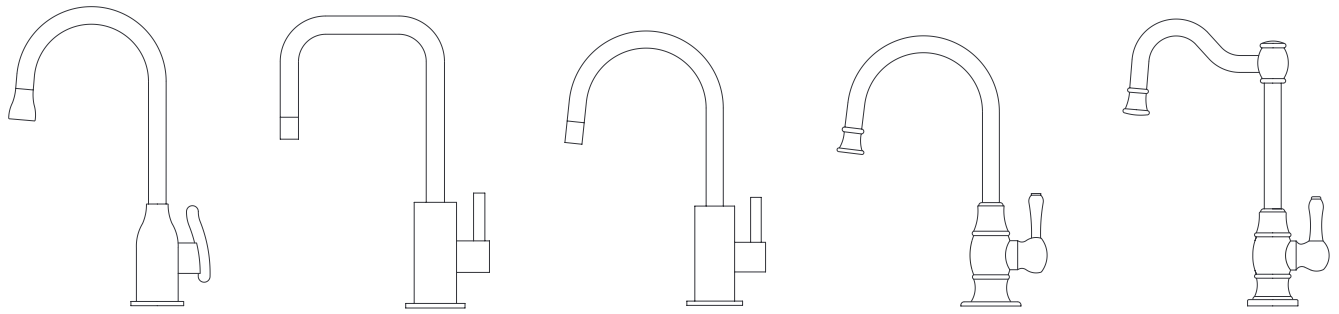
Francis Anthony + Little
Gourmet® Packages
99 - 102

For Filters & Chiller

Francis Anthony Collection
104 - 112

Additional Collections
113 - 114

Francis Anthony + Mountain
Pure® Filter Packages
115 - 118



Francis Anthony Collection



Francis Anthony
Collection

MT1803-NL

Point-of-Use Drinking Faucet with Modern Curved Body & Handle

MT1803-NL

- 1/4 Turn Ceramic Cartridge
- These faucets are constructed with lead free brass
- 1/2" minimum to 1-3/8" maximum mounting hole required
- This drinking water faucet is ICC listed
- Reverse Osmosis Safe
- NSF/ANSI/CAN 61: Q ≤ 1

Standard Finishes

MT1803-NL/CHBRZ	Champagne Bronze	\$ 822
MT1803-NL/CPB	Polished Chrome	\$ 341
MT1803-NL/MB	Matte Black	\$ 696
MT1803-NL/ORB	Oil Rubbed Bronze	\$ 620
MT1803-NL/PVDBRN	PVD Brushed Nickel	\$ 414
MT1803-NL/PVDPN	PVD Polished Nickel	\$ 414
MT1803-NL/VB	Venetian Bronze	\$ 620

Group 1 Finishes

All Group 1 Finishes	\$ 696
----------------------	--------

Group 2 Finishes

All Group 2 Finishes	\$ 822
----------------------	--------



Point-of-Use Drinking Faucet with Contemporary Round Body & Handle (120° Spout)

MT1823-NL

- 1/4 Turn Ceramic Cartridge
- These faucets are constructed with lead free brass
- 1/2" minimum to 1-3/8" maximum mounting hole required
- This drinking water faucet is ICC listed
- Reverse Osmosis Safe
- NSF/ANSI/CAN 61: Q ≤ 1

Standard Finishes

MT1823-NL/BRS	Brushed Stainless	\$ 729
MT1823-NL/CHBRZ	Champagne Bronze	\$ 860
MT1823-NL/CPB	Polished Chrome	\$ 358
MT1823-NL/MB	Matte Black	\$ 729
MT1823-NL/ORB	Oil Rubbed Bronze	\$ 650
MT1823-NL/PVDBRN	PVD Brushed Nickel	\$ 435
MT1823-NL/PVDPN	PVD Polished Nickel	\$ 435
MT1823-NL/ULB	Unlacquered Brass	\$ 358
MT1823-NL/VB	Venetian Bronze	\$ 650

Group 1 Finishes

All Group 1 Finishes	\$ 729
----------------------	---------------

Group 2 Finishes

All Group 2 Finishes	\$ 860
----------------------	---------------

Duet Finishes

(Matte Black is the Base Color for All Duet Products)

MT1823-NLD/PVDBRN	Brushed Nickel	\$ 801
MT1823-NLD/CHBRZ	Champagne Bronze	\$ 801
MT1823-NLD/CPB	Polished Chrome	\$ 801
MT1823-NLD/PVDPN	Polished Nickel	\$ 801

Knurled Duet Finishes

(Matte Black is the Base Color for All Duet Products)

MT1823-NLDK/PVDBRN	Brushed Nickel	\$ 865
MT1823-NLDK/CHBRZ	Champagne Bronze	\$ 865
MT1823-NLDK/CPB	Polished Chrome	\$ 865
MT1823-NLDK/PVDPN	Polished Nickel	\$ 865

Knurled Accent Only

(Knurling Added to Handle and Faucet Tip)

MT1823-NLK/PVDBRN	Brushed Nickel	\$ 865
MT1823-NLK/CHBRZ	Champagne Bronze	\$ 865
MT1823-NLK/CPB	Polished Chrome	\$ 865
MT1823-NLK/PVDPN	Polished Nickel	\$ 865

MT1823 Duet Finish Combinations



Base:
Matte Black (MB)

Accent:
Brushed Nickel (BRN)



Base:
Matte Black (MB)

Accent:
Polished Chrome (CPB)



Base:
Matte Black (MB)

Accent:
Polished Nickel (PN)



Base:
Matte Black (MB)

Accent:
Champagne Bronze (CHBRZ)



Point-of-Use Drinking Faucet with Contemporary Round Body & Industrial Lever Handle (120° Spout)

MT1823-NLIH

- 1/4 Turn Ceramic Cartridge
- These faucets are constructed with lead free brass
- 1/2" minimum to 1-3/8" maximum mounting hole required
- This drinking water faucet is ICC listed
- Reverse Osmosis Safe
- NSF/ANSI/CAN 61: Q ≤ 1

Standard Finishes

MT1823-NLIH/BR	Brushed Stainless	\$ 818
MT1823-NLIH/CHBRZ	Champagne Bronze	\$ 977
MT1823-NLIH/CPB	Polished Chrome	\$ 432
MT1823-NLIH/MB	Matte Black	\$ 818
MT1823-NLIH/ORB	Oil Rubbed Bronze	\$ 738
MT1823-NLIH/PVDBRN	PVD Brushed Nickel	\$ 515
MT1823-NLIH/PVDPN	PVD Polished Nickel	\$ 515
MT1823-NLIH/ULB	Unlacquered Brass	\$ 432
MT1823-NLIH/VB	Venetian Bronze	\$ 738

Group 1 Finishes

All Group 1 Finishes **\$ 818**

Group 2 Finishes

All Group 2 Finishes **\$ 977**

Notes:



MT1833-NL

Duet

Knurled



Francis Anthony
Collection

Point-of-Use Drinking Faucet with Contemporary Round Body & Handle (90° Spout)

MT1833-NL

- 1/4 Turn Ceramic Cartridge
- These faucets are constructed with lead free brass
- 1/2" minimum to 1-3/8" maximum mounting hole required
- This drinking water faucet is ICC listed
- Reverse Osmosis Safe
- NSF/ANSI/CAN 61: Q ≤ 1

Standard Finishes

MT1833-NL/BRS	Brushed Stainless	\$ 696
MT1833-NL/CHBRZ	Champagne Bronze	\$ 822
MT1833-NL/CPB	Polished Chrome	\$ 341
MT1833-NL/MB	Matte Black	\$ 696
MT1833-NL/ORB	Oil Rubbed Bronze	\$ 620
MT1833-NL/PVDBRN	PVD Brushed Nickel	\$ 414
MT1833-NL/PVDPN	PVD Polished Nickel	\$ 414
MT1833-NL/ULB	Unlacquered Brass	\$ 341
MT1833-NL/VB	Venetian Bronze	\$ 620

Group 1 Finishes

All Group 1 Finishes	\$ 696
----------------------	---------------

Group 2 Finishes

All Group 2 Finishes	\$ 822
----------------------	---------------

Duet Finishes

(Matte Black is the Base Color for All Duet Products)

MT1833-NLD/PVDBRN	Brushed Nickel	\$ 781
MT1833-NLD/CHBRZ	Champagne Bronze	\$ 781
MT1833-NLD/CPB	Polished Chrome	\$ 781
MT1833-NLD/PVDPN	Polished Nickel	\$ 781

Knurled Duet Finishes

(Matte Black is the Base Color for All Duet Products)

MT1833-NLDK/PVDBRN	Brushed Nickel	\$ 862
MT1833-NLDK/CHBRZ	Champagne Bronze	\$ 862
MT1833-NLDK/CPB	Polished Chrome	\$ 862
MT1833-NLDK/PVDPN	Polished Nickel	\$ 862

Knurled Accent Only

(Knurling Added to Handle and Faucet Tip)

MT1833-NLK/PVDBRN	Brushed Nickel	\$ 862
MT1833-NLK/CHBRZ	Champagne Bronze	\$ 862
MT1833-NLK/CPB	Polished Chrome	\$ 862
MT1833-NLK/PVDPN	Polished Nickel	\$ 862

MT1833 Duet Finish Combinations



Base:
Matte Black (MB)

Accent:
Brushed
Nickel (BRN)



Base:
Matte Black (MB)

Accent:
Polished
Chrome (CPB)



Base:
Matte Black (MB)

Accent:
Polished
Nickel (PN)



Base:
Matte Black (MB)

Accent:
Champagne
Bronze (CHBRZ)



Point-of-Use Drinking Faucet with Contemporary Round Body & Industrial Lever Handle (90° Spout)

MT1833-NLIH

- 1/4 Turn Ceramic Cartridge
- These faucets are constructed with lead free brass
- 1/2" minimum to 1-3/8" maximum mounting hole required
- This drinking water faucet is ICC listed
- Reverse Osmosis Safe
- NSF/ANSI/CAN 61: Q ≤ 1

Standard Finishes

MT1833-NLIH/BR5	Brushed Stainless	\$ 782
MT1833-NLIH/CHBRZ	Champagne Bronze	\$ 920
MT1833-NLIH/CPB	Polished Chrome	\$ 413
MT1833-NLIH/MB	Matte Black	\$ 782
MT1833-NLIH/ORB	Oil Rubbed Bronze	\$ 700
MT1833-NLIH/PVDBRN	PVD Brushed Nickel	\$ 485
MT1833-NLIH/PVDPN	PVD Polished Nickel	\$ 485
MT1833-NLIH/ULB	Unlacquered Brass	\$ 413
MT1833-NLIH/VB	Venetian Bronze	\$ 700

Group 1 Finishes

All Group 1 Finishes **\$ 782**

Group 2 Finishes

All Group 2 Finishes **\$ 920**

Notes:

Point-of-Use Drinking Faucet with Contemporary Round Body & Handle

MT1843-NL

- 1/4 Turn Ceramic Cartridge
- These faucets are constructed with lead free brass
- 1/2" minimum to 1-3/8" maximum mounting hole required
- This drinking water faucet is ICC listed
- Reverse Osmosis Safe
- NSF/ANSI/CAN 61: Q ≤ 1

***MT1843/SS Replaces Discontinued MT1403/SS**

Standard Finishes

MT1843/SS	Stainless Steel	\$ 696
MT1843-NL/CHBRZ	Champagne Bronze	\$ 822
MT1843-NL/CPB	Polished Chrome	\$ 341
MT1843-NL/MB	Matte Black	\$ 696
MT1843-NL/ORB	Oil Rubbed Bronze	\$ 620
MT1843-NL/PVDBRN	PVD Brushed Nickel	\$ 414
MT1843-NL/PVDPN	PVD Polished Nickel	\$ 414
MT1843-NL/ULB	Unlacquered Brass	\$ 341
MT1843-NL/VB	Venetian Bronze	\$ 620

Group 1 Finishes

All Group 1 Finishes	\$ 696
----------------------	---------------

Group 2 Finishes

All Group 2 Finishes	\$ 822
----------------------	---------------

Duet Finishes

(Matte Black is the Base Color for All Duet Products)

MT1843-NLD/PVDBRN	Brushed Nickel	\$ 781
MT1843-NLD/CHBRZ	Champagne Bronze	\$ 781
MT1843-NLD/CPB	Polished Chrome	\$ 781
MT1843-NLD/PVDPN	Polished Nickel	\$ 781

Knurled Duet Finishes

(Matte Black is the Base Color for All Duet Products)

MT1843-NLDK/PVDBRN	Brushed Nickel	\$ 862
MT1843-NLDK/CHBRZ	Champagne Bronze	\$ 862
MT1843-NLDK/CPB	Polished Chrome	\$ 862
MT1843-NLDK/PVDPN	Polished Nickel	\$ 862

Knurled Accent Only

(Knurling Added to Handle and Faucet Tip)

MT1843-NLK/PVDBRN	Brushed Nickel	\$ 862
MT1843-NLK/CHBRZ	Champagne Bronze	\$ 862
MT1843-NLK/CPB	Polished Chrome	\$ 862
MT1843-NLK/PVDPN	Polished Nickel	\$ 862



MT1843-NL



Francis Anthony
Collection

MT1843 Duet Finish Combinations



Base:
Matte Black (MB)

Accent:
Brushed
Nickel (BRN)



Base:
Matte Black (MB)

Accent:
Polished
Chrome (CPB)



Base:
Matte Black (MB)

Accent:
Polished
Nickel (PN)



Base:
Matte Black (MB)

Accent:
Champagne
Bronze (CHBRZ)





Point-of-Use Drinking Faucet with Traditional Curved Body & Curved Handle

MT1853-NL

- 1/4 Turn Ceramic Cartridge
- These faucets are constructed with lead free brass
- 1/2" minimum to 1-3/8" maximum mounting hole required
- This drinking water faucet is ICC listed
- Reverse Osmosis Safe
- NSF/ANSI/CAN 61: Q ≤ 1

Standard Finishes

MT1853-NL/BRS	Brushed Stainless	\$ 696
MT1853-NL/CHBRZ	Champagne Bronze	\$ 822
MT1853-NL/CPB	Polished Chrome	\$ 341
MT1853-NL/MB	Matte Black	\$ 696
MT1853-NL/ORB	Oil Rubbed Bronze	\$ 620
MT1853-NL/PVDBRN	PVD Brushed Nickel	\$ 414
MT1853-NL/PVDPN	PVD Polished Nickel	\$ 414
MT1853-NL/ULB	Unlacquered Brass	\$ 341
MT1853-NL/VB	Venetian Bronze	\$ 620

Group 1 Finishes

All Group 1 Finishes **\$ 696**

Group 2 Finishes

All Group 2 Finishes **\$ 822**

Point-of-Use Drinking Faucet with Traditional Double Curved Body & Curved Handle

MT1873-NL

- 1/4 Turn Ceramic Cartridge
- These faucets are constructed with lead free brass
- 1/2" minimum to 1-3/8" maximum mounting hole required
- This drinking water faucet is ICC listed
- Reverse Osmosis Safe
- NSF/ANSI/CAN 61: Q ≤ 1

Standard Finishes

MT1873-NL/BRS	Brushed Stainless	\$ 696
MT1873-NL/CHBRZ	Champagne Bronze	\$ 822
MT1873-NL/CPB	Polished Chrome	\$ 341
MT1873-NL/MB	Matte Black	\$ 696
MT1873-NL/ORB	Oil Rubbed Bronze	\$ 620
MT1873-NL/PVDBRN	PVD Brushed Nickel	\$ 414
MT1873-NL/PVDPN	PVD Polished Nickel	\$ 414
MT1873-NL/ULB	Unlacquered Brass	\$ 341
MT1873-NL/VB	Venetian Bronze	\$ 620

Group 1 Finishes

All Group 1 Finishes **\$ 696**

Group 2 Finishes

All Group 2 Finishes **\$ 822**



MT1883-NL

MT1883-NL

- ## Standard Finishes

Group 1 Finishes

Group 2 Finishes

All Group 2 Finishes **\$ 1076**



Point-of-Use Drinking Faucet with Teardrop Body & Side Handle

MT600-NL

- 1/4 Turn Ceramic Cartridge
- 1/2" minimum to 1-3/8" maximum mounting hole required
- Optional AG1800 air gap may be required for Reverse Osmosis Filters
- This drinking water faucet is IAPMO listed
- Reverse Osmosis Safe
- NSF/ANSI/CAN 61: Q ≤ 1

Standard Finishes

MT600-NL/BRN	Brushed Nickel	\$ 360
MT600-NL/BRS	Brushed Stainless	\$ 427
MT600-NL/CHBRZ	Champagne Bronze	\$ 709
MT600-NL/CPB	Polished Chrome	\$ 287
MT600-NL/MB	Matte Black	\$ 502
MT600-NL/ORB	Oil Rubbed Bronze	\$ 469
MT600-NL/PN	Polished Nickel	\$ 360
MT600-NL/ULB	Unlacquered Brass	\$ 287
MT600-NL/VB	Venetian Bronze	\$ 469

Group 1 Finishes

All Group 1 Finishes	\$ 502
----------------------	--------

Group 2 Finishes

All Group 2 Finishes	\$ 709
----------------------	--------

Other Finishes

MT600-NL/WH	White	\$ 359
-------------	-------	--------



Point-of-Use Drinking Faucet with Round Tapered Body & Angled Side Handle

MT624-NL

- 1/4 Turn Ceramic Cartridge
- 1/2" minimum to 1-3/8" maximum mounting hole required
- Optional AG1800 air gap may be required for Reverse Osmosis Filters
- This drinking water faucet is IAPMO listed
- Reverse Osmosis Safe
- NSF/ANSI/CAN 61: Q ≤ 1

Standard Finishes


MT624-NL/BRN	Brushed Nickel	\$ 360
MT624-NL/BRS	Brushed Stainless	\$ 427
MT624-NL/CHBRZ	Champagne Bronze	\$ 709
MT624-NL/CPB	Polished Chrome	\$ 287
MT624-NL/MB	Matte Black	\$ 502
MT624-NL/ORB	Oil Rubbed Bronze	\$ 469
MT624-NL/PN	Polished Nickel	\$ 360
MT624-NL/ULB	Unlacquered Brass	\$ 287
MT624-NL/VB	Venetian Bronze	\$ 469

Group 1 Finishes

All Group 1 Finishes	\$ 502
----------------------	--------

Group 2 Finishes

All Group 2 Finishes	\$ 709
----------------------	--------



MT630-NL

- 1/4 Turn Ceramic Cartridge
- 1/2" minimum to 1-3/8" maximum mounting hole required
- Optional AG1800 air gap may be required for Reverse Osmosis Filters
- This drinking water faucet is IAPMO listed
- Reverse Osmosis Safe
- NSF/ANSI/CAN 61: Q ≤ 1

MT630-NL/BRN	Brushed Nickel	\$ 414
MT630-NL/BRS	Brushed Stainless	\$ 696
MT630-NL/CHBRZ	Champagne Bronze	\$ 822
MT630-NL/CPB	Polished Chrome	\$ 341
MT630-NL/MB	Matte Black	\$ 696
MT630-NL/ORB	Oil Rubbed Bronze	\$ 620
MT630-NL/PN	Polished Nickel	\$ 414
MT630-NL/ULB	Unlacquered Brass	\$ 341
MT630-NL/VB	Venetian Bronze	\$ 620

All Group 1 Finishes **\$ 696**

All Group 2 Finishes **\$ 822**



See the Mountain Pure® Water Filtration System on Page 69

Francis Anthony Collection



MT1803FIL-NL



MT1823FIL-NL



Point-of-Use Drinking Faucet with Modern Curved Body & Handle & Mountain Pure® Water Filtration System

MT1803FIL-NL

- 1/4 Turn Ceramic Cartridge
- These faucets are constructed from lead free brass
- 1/2" minimum to 1-3/8" maximum mounting hole required
- This drinking water faucet is ICC listed
- MT1250XL Water Filtration System included
- NSF/ANSI/CAN 61: Q ≤ 1

Point-of-Use Drinking Faucet with Contemporary Round Body & Handle (120° Spout) & Mountain Pure® Water Filtration System

MT1823FIL-NL

- 1/4 Turn Ceramic Cartridge
- These faucets are constructed from lead free brass
- 1/2" minimum to 1-3/8" maximum mounting hole required
- This drinking water faucet is ICC listed
- MT1250XL Water Filtration System included
- NSF/ANSI/CAN 61: Q ≤ 1

Standard Finishes

MT1803FIL-NL/CHBRZ	Champagne Bronze	\$ 997
MT1803FIL-NL/CPB	Polished Chrome	\$ 516
MT1803FIL-NL/MB	Matte Black	\$ 871
MT1803FIL-NL/ORB	Oil Rubbed Bronze	\$ 795
MT1803FIL-NL/PVDBRN	PVD Brushed Nickel	\$ 589
MT1803FIL-NL/PVDPN	PVD Polished Nickel	\$ 589
MT1803FIL-NL/VB	Venetian Bronze	\$ 795

Group 1 Finishes

All Group 1 Finishes	\$ 871
----------------------	--------

Group 2 Finishes

All Group 2 Finishes	\$ 997
----------------------	--------

Standard Finishes

MT1823FIL-NL/BRS	Brushed Stainless	\$ 904
MT1823FIL-NL/CHBRZ	Champagne Bronze	\$ 1035
MT1823FIL-NL/CPB	Polished Chrome	\$ 533
MT1823FIL-NL/MB	Matte Black	\$ 904
MT1823FIL-NL/ORB	Oil Rubbed Bronze	\$ 825
MT1823FIL-NL/PVDBRN	PVD Brushed Nickel	\$ 610
MT1823FIL-NL/PVDPN	PVD Polished Nickel	\$ 610
MT1823FIL-NL/ULB	Unlacquered Brass	\$ 533
MT1823FIL-NL/VB	Venetian Bronze	\$ 825

Group 1 Finishes

All Group 1 Finishes	\$ 904
----------------------	--------

Group 2 Finishes

All Group 2 Finishes	\$ 1035
----------------------	---------



Francis Anthony Collection



MT1833FIL-NL



MT1843FIL-NL

Point-of-Use Drinking Faucet with Contemporary Round Body & Handle (90° Spout) & Mountain Pure® Water Filtration System

MT1833FIL-NL

- 1/4 Turn Ceramic Cartridge
- These faucets are constructed from lead free brass
- 1/2" minimum to 1-3/8" maximum mounting hole required
- This drinking water faucet is ICC listed
- MT1250XL Water Filtration System included
- NSF/ANSI/CAN 61: Q ≤ 1

Point-of-Use Drinking Faucet with Contemporary Round Body & Handle & Mountain Pure® Water Filtration System

MT1843FIL-NL

- 1/4 Turn Ceramic Cartridge
- These faucets are constructed from lead free brass
- 1/2" minimum to 1-3/8" maximum mounting hole required
- This drinking water faucet is ICC listed
- MT1250XL Water Filtration System included
- NSF/ANSI/CAN 61: Q ≤ 1

* MT1843/SS Replaces Discontinued MT1403/SS

Standard Finishes

MT1833FIL-NL/BRS	Brushed Stainless	\$ 871
MT1833FIL-NL/CHBRZ	Champagne Bronze	\$ 997
MT1833FIL-NL/CPB	Polished Chrome	\$ 516
MT1833FIL-NL/MB	Matte Black	\$ 871
MT1833FIL-NL/ORB	Oil Rubbed Bronze	\$ 795
MT1833FIL-NL/PVDBRN	PVD Brushed Nickel	\$ 589
MT1833FIL-NL/PVDPN	PVD Polished Nickel	\$ 589
MT1833FIL-NL/ULB	Unlacquered Brass	\$ 516
MT1833FIL-NL/VB	Venetian Bronze	\$ 795

Group 1 Finishes

All Group 1 Finishes	\$ 871
----------------------	--------

Group 2 Finishes

All Group 2 Finishes	\$ 997
----------------------	--------

Standard Finishes

MT1843FIL/SS	Stainless Steel	\$ 871
MT1843FIL-NL/CHBRZ	Champagne Bronze	\$ 997
MT1843FIL-NL/CPB	Polished Chrome	\$ 516
MT1843FIL-NL/MB	Matte Black	\$ 871
MT1843FIL-NL/ORB	Oil Rubbed Bronze	\$ 795
MT1843FIL-NL/PVDBRN	PVD Brushed Nickel	\$ 589
MT1843FIL-NL/PVDPN	PVD Polished Nickel	\$ 589
MT1843FIL-NL/ULB	Unlacquered Brass	\$ 516
MT1843FIL-NL/VB	Venetian Bronze	\$ 795

Group 1 Finishes

All Group 1 Finishes	\$ 871
----------------------	--------

Group 2 Finishes

All Group 2 Finishes	\$ 997
----------------------	--------

Francis Anthony Collection



MT-
1853FIL-NL

Point-of-Use Drinking Faucet with Traditional Curved Body & Curved Handle & Mountain Pure® Water Filtration System

MT1853FIL-NL

- 1/4 Turn Ceramic Cartridge
- These faucets are constructed from lead free brass
- 1/2" minimum to 1-3/8" maximum mounting hole required
- This drinking water faucet is ICC listed
- MT1250XL Water Filtration System included
- NSF/ANSI/CAN 61: Q ≤ 1

Standard Finishes

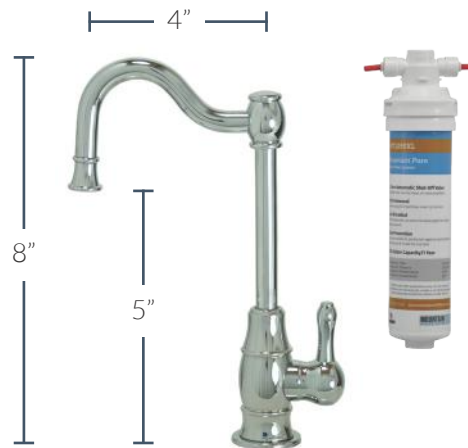
MT1853FIL-NL/BRS	Brushed Stainless	\$ 871
MT1853FIL-NL/CHBRZ	Champagne Bronze	\$ 997
MT1853FIL-NL/CPB	Polished Chrome	\$ 516
MT1853FIL-NL/MB	Matte Black	\$ 871
MT1853FIL-NL/ORB	Oil Rubbed Bronze	\$ 795
MT1853FIL-NL/PVDBRN	PVD Brushed Nickel	\$ 589
MT1853FIL-NL/PVDPN	PVD Polished Nickel	\$ 589
MT1853FIL-NL/ULB	Unlacquered Brass	\$ 516
MT1853FIL-NL/VB	Venetian Bronze	\$ 795

Group 1 Finishes

All Group 1 Finishes	\$ 871
----------------------	---------------

Group 2 Finishes

All Group 2 Finishes	\$ 997
----------------------	---------------



MT1873FIL-
NL

Point-of-Use Drinking Faucet with Traditional Double Curved Body & Curved Handle & Mountain Pure® Water Filtration System

MT1873FIL-NL

- 1/4 Turn Ceramic Cartridge
- These faucets are constructed from lead free brass
- 1/2" minimum to 1-3/8" maximum mounting hole required
- This drinking water faucet is ICC listed
- MT1250XL Water Filtration System included
- NSF/ANSI/CAN 61: Q ≤ 1

Standard Finishes

MT1873FIL-NL/BRS	Brushed Stainless	\$ 871
MT1873FIL-NL/CHBRZ	Champagne Bronze	\$ 997
MT1873FIL-NL/CPB	Polished Chrome	\$ 516
MT1873FIL-NL/MB	Matte Black	\$ 871
MT1873FIL-NL/ORB	Oil Rubbed Bronze	\$ 795
MT1873FIL-NL/PVDBRN	PVD Brushed Nickel	\$ 589
MT1873FIL-NL/PVDPN	PVD Polished Nickel	\$ 589
MT1873FIL-NL/ULB	Unlacquered Brass	\$ 516
MT1873FIL-NL/VB	Venetian Bronze	\$ 795

Group 1 Finishes

All Group 1 Finishes	\$ 871
----------------------	---------------

Group 2 Finishes

All Group 2 Finishes	\$ 997
----------------------	---------------

4"

9-1/2"

7"

118



Faucet Air Gap Unit for MT1823-NL, MT1833-NL, & MT1843-NL

AG1800

A reverse osmosis air gap usually required by the filter manufacturer and plumbing codes for installing select faucets.

- Requires two mounting holes
- Use with Little Gourmet® point of use drinking faucets

Standard Finishes

AG1800/BRN	Brushed Nickel	\$ 161
AG1800/CHBRZ	Champagne Bronze	\$ 234
AG1800/CPB	Polished Chrome	\$ 153
AG1800/MB	Matte Black	\$ 195
AG1800/ORB	Oil Rubbed Bronze	\$ 172
AG1800/PN	Polished Nickel	\$ 161
AG1800/ULB	Unlacquered Brass	\$ 153
AG1800/VB	Venetian Bronze	\$ 172

Group 1 Finishes

All Group 1 Finishes	\$ 195
----------------------	---------------

Group 2 Finishes

All Group 2 Finishes	\$ 234
----------------------	---------------



Faucet Air Gap Unit for MT1853-NL & MT1873-NL

AG1850

A reverse osmosis air gap usually required by the filter manufacturer and plumbing codes for installing select faucets.

- Requires two mounting holes
- Use with Little Gourmet® point of use drinking faucets

Standard Finishes

AG1850/BRN	Brushed Nickel	\$ 161
AG1850/CHBRZ	Champagne Bronze	\$ 234
AG1850/CPB	Polished Chrome	\$ 153
AG1850/MB	Matte Black	\$ 195
AG1850/ORB	Oil Rubbed Bronze	\$ 172
AG1850/PN	Polished Nickel	\$ 161
AG1850/ULB	Unlacquered Brass	\$ 153
AG1850/VB	Venetian Bronze	\$ 172

Group 1 Finishes

All Group 1 Finishes	\$ 195
----------------------	---------------

Group 2 Finishes

All Group 2 Finishes	\$ 234
----------------------	---------------



Hot Side Replacement Cartridge for Francis Anthony Collection Accessory Faucets

DHM32324 **\$ 45**

Hot side replacement cartridge used for the following faucets:

- MT1800-NL, MT1801-NL
- MT1820-NL, MT1821-NL
- MT1830-NL, MT1831-NL
- MT1840-NL, MT1841-NL
- MT1850-NL, MT1851-NL
- MT1870-NL, MT1871-NL
- MT1880-NL, MT1881-NL



Cold Side Replacement Cartridge for Francis Anthony Collection Accessory Faucets

DHM32325 **\$ 45**

Cold side replacement cartridge used for the following faucets:

- MT1803-NL, MT1801-NL
- MT1823-NL, MT1821-NL
- MT1833-NL, MT1831-NL
- MT1843-NL, MT1841-NL
- MT1853-NL, MT1851-NL
- MT1873-NL, MT1871-NL
- MT1883-NL, MT1881-NL



Hot & Cold Side Replacement Cartridge for MT1900-NL Faucet

MTBF26028 **\$ 45**

Hot & Cold side replacement cartridge used for the single handle MT1900-NL faucet.



Threaded Shank Adaptor for Thicker Countertop Installations

MT600/ADPT

All Point of Use Faucets will fit 2 1/4" thick deck. Adaptor will lengthen this shank by 2 3/4"

- Price.... **\$ 19**

Shower Heads, Arms, Drains, Grids, & Accessories

Section Contents

Mountain Re-Vive™ Shower Products

Shower Heads **121 - 124**

Shower Arms **125 - 130**

Hand Showers **131 - 134**

Shower Rails **135 - 138**

Mountain Re-Vive™ Shower Drains

Select Series **139 - 140**

Shower Grids **141 - 142, 144**

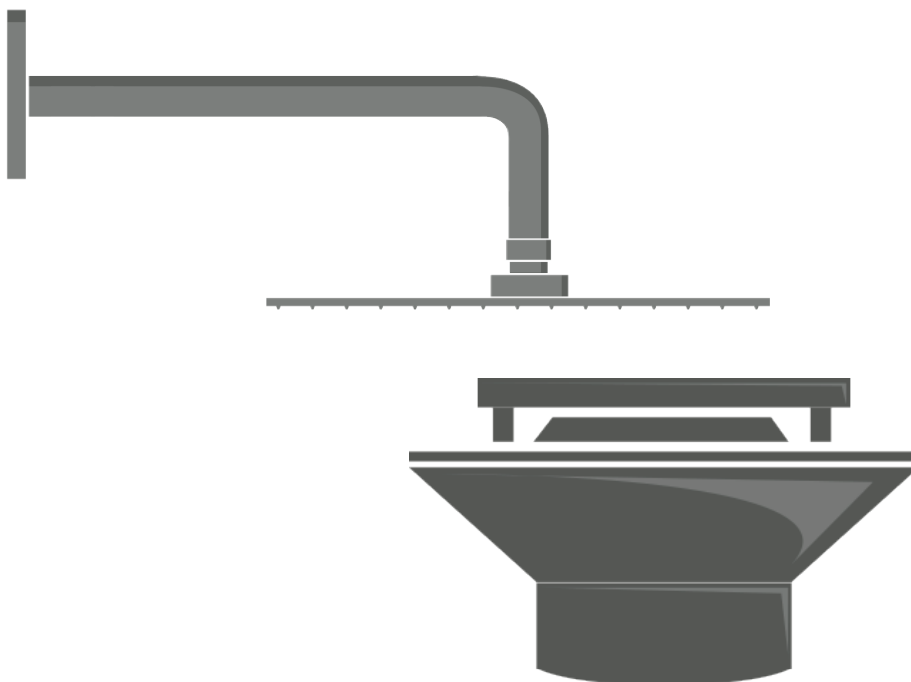
Shower Drain Bodies **143**

Complete Shower Drains **145 - 146**

Fixture Planning Diagrams

Use the shower stall fixture planning diagram to simplify your product selection and complete your design.

Shower Stall Fixture Planning Diagram **19**





Mountain Re-Vive™ Designer Series

The Mountain Re-Vive™ Shower Collection allows you to revive your shower, the soul of your bathroom. The **ultra slim, less than 3mm**, showerheads will revitalize your look. Pairing the minimalistic showerheads with the quality array of shower arms allows the Re-Vive™ Collection to rejuvenate your style.



6" Round Rain Head

MT10-6

- Seamless Stainless Steel Construction
- Ultra Slim 2.4mm
- 60 Clog Free Nozzles
- 1/2" IPS Swivel Ball Joint for Angle Adjustment
- 1.6 GPM (2.5 GPM Restrictor Also Included)

Standard Finishes

MT10-6/BRN	Brushed Nickel	\$ 306
MT10-6/CPB	Polished Chrome	\$ 212
MT10-6/MB	Matte Black	\$ 358
MT10-6/ORB	Oil Rubbed Bronze	\$ 358
MT10-6/PN	Polished Nickel	\$ 306

***Available in these finishes only**



8" Round Rain Head

MT10-8

- Seamless Stainless Steel Construction
- Ultra Slim 2.4mm
- 90 Clog Free Nozzles
- 1/2" IPS Swivel Ball Joint for Angle Adjustment
- 1.6 GPM (2.5 GPM Restrictor Also Included)

Standard Finishes

MT10-8/BRN	Brushed Nickel	\$ 443
MT10-8/CPB	Polished Chrome	\$ 376
MT10-8/MB	Matte Black	\$ 518
MT10-8/ORB	Oil Rubbed Bronze	\$ 518
MT10-8/PN	Polished Nickel	\$ 443
MT10-8/SG	Satin Gold	\$ 671

***Available in these finishes only**



10" Round Rain Head

MT10-10

- Seamless Stainless Steel Construction
- Ultra Slim 2.4mm
- 126 Clog Free Nozzles
- 1/2" IPS Swivel Ball Joint for Angle Adjustment
- 1.6 GPM (2.5 GPM Restrictor Also Included)

Standard Finishes

MT10-10/BRN	Brushed Nickel	\$ 564
MT10-10/CPB	Polished Chrome	\$ 510
MT10-10/MB	Matte Black	\$ 666
MT10-10/ORB	Oil Rubbed Bronze	\$ 666
MT10-10/PN	Polished Nickel	\$ 564
MT10-10/SG	Satin Gold	\$ 735

***Available in these finishes only**



12" Round Rain Head

MT10-12

- Seamless Stainless Steel Construction
- Ultra Slim 2.4mm
- 168 Clog Free Nozzles
- 1/2" IPS Swivel Ball Joint for Angle Adjustment
- 1.6 GPM (2.5 GPM Restrictor Also Included)

Standard Finishes

MT10-12/BRN	Brushed Nickel	\$ 792
MT10-12/CPB	Polished Chrome	\$ 668
MT10-12/MB	Matte Black	\$ 885
MT10-12/ORB	Oil Rubbed Bronze	\$ 885
MT10-12/PN	Polished Nickel	\$ 792
MT10-12/SG	Satin Gold	\$ 1043

***Available in these finishes only**



16" Round Rain Head

MT10-16

- Seamless Stainless Steel Construction
- Ultra Slim 2.4mm
- 198 Clog Free Nozzles
- 1/2" IPS Swivel Ball Joint for Angle Adjustment
- 1.6 GPM (2.5 GPM Restrictor Also Included)

Standard Finishes

MT10-16/BRN	Brushed Nickel	\$ 1246
MT10-16/CPB	Polished Chrome	\$ 1163
MT10-16/MB	Matte Black	\$ 1396
MT10-16/ORB	Oil Rubbed Bronze	\$ 1396
MT10-16/PN	Polished Nickel	\$ 1246

***Available in these finishes only**



9" Traditional Round Rain Head

MT18-9

- Solid Brass Construction
- Clog Free Nozzles
- 1/2" IPS Swivel Ball Joint for Angle Adjustment
- 1.6 GPM (2.5 GPM Restrictor Also Included)

Standard Finishes

MT18-9/BRN	Brushed Nickel	\$ 756
MT18-9/CPB	Polished Chrome	\$ 647
MT18-9/ORB	Oil Rubbed Bronze	\$ 889
MT18-9/PN	Polished Nickel	\$ 756

***Available in these finishes only**

Notes:



Mountain Re-Vive™ Designer Series

The Mountain Re-Vive™ Shower Collection allows you to revive your shower, the soul of your bathroom. The **ultra slim, less than 3mm**, showerheads will revitalize your look. Pairing the minimalistic showerheads with the quality array of shower arms allows the Re-Vive™ Collection to rejuvenate your style.



6" Square Rain Head

MT11-6

- Seamless Stainless Steel Construction
- Ultra Slim 2.4mm
- 64 Clog Free Nozzles
- 1/2" IPS Swivel Ball Joint for Angle Adjustment
- 1.6 GPM (2.5 GPM Restrictor Also Included)

Standard Finishes

MT11-6/BRN	Brushed Nickel
MT11-6/CPB	Polished Chrome
MT11-6/MB	Matte Black
MT11-6/ORB	Oil Rubbed Bronze
MT11-6/PN	Polished Nickel

***Available in these finishes only**

\$ 376

\$ 316

\$ 443

\$ 443

\$ 376



8" Square Rain Head

MT11-8

- Seamless Stainless Steel Construction
- Ultra Slim 2.4mm
- 100 Clog Free Nozzles
- 1/2" IPS Swivel Ball Joint for Angle Adjustment
- 1.6 GPM (2.5 GPM Restrictor Also Included)

Standard Finishes

MT11-8/BRN	Brushed Nickel	\$ 429
MT11-8/CPB	Polished Chrome	\$ 393
MT11-8/MB	Matte Black	\$ 510
MT11-8/ORB	Oil Rubbed Bronze	\$ 510
MT11-8/PN	Polished Nickel	\$ 429
MT11-8/SG	Satin Gold	\$ 596

***Available in these finishes only**



10" Square Rain Head

MT11-10

- Seamless Stainless Steel Construction
- Ultra Slim 2.4mm
- 144 Clog Free Nozzles
- 1/2" IPS Swivel Ball Joint for Angle Adjustment
- 1.6 GPM (2.5 GPM Restrictor Also Included)

Standard Finishes

MT11-10/BRN	Brushed Nickel
MT11-10/CPB	Polished Chrome
MT11-10/MB	Matte Black
MT11-10/ORB	Oil Rubbed Bronze
MT11-10/PN	Polished Nickel
MT11-10/SG	Satin Gold

***Available in these finishes only**

\$ 616

\$ 564

\$ 725

\$ 725

\$ 616

\$ 854



12" Square Rain Head

MT11-12

- Seamless Stainless Steel Construction
- Ultra Slim 2.4mm
- 144 Clog Free Nozzles
- 1/2" IPS Swivel Ball Joint for Angle Adjustment
- 1.6 GPM (2.5 GPM Restrictor Also Included)

Standard Finishes

MT11-12/BRN	Brushed Nickel	\$ 810
MT11-12/CPB	Polished Chrome	\$ 718
MT11-12/MB	Matte Black	\$ 907
MT11-12/ORB	Oil Rubbed Bronze	\$ 907
MT11-12/PN	Polished Nickel	\$ 810
MT11-12/SG	Satin Gold	\$ 1072

***Available in these finishes only**



16" Square Rain Head

MT11-16

- Seamless Stainless Steel Construction
- Ultra Slim 2.4mm
- 196 Clog Free Nozzles
- 1/2" IPS Swivel Ball Joint for Angle Adjustment
- 1.6 GPM (2.5 GPM Restrictor Also Included)

Standard Finishes

MT11-16/BRN	Brushed Nickel	\$ 1286
MT11-16/CPB	Polished Chrome	\$ 1215
MT11-16/MB	Matte Black	\$ 1441
MT11-16/ORB	Oil Rubbed Bronze	\$ 1441
MT11-16/PN	Polished Nickel	\$ 1286

***Available in these finishes only**



8" Multifunction Shower Head

MT12-8

- ABS Plastic Construction
- 1/2" Swivel Ball Joint for Angle Adjustment
- 1.6 GPM (2.5 GPM Restrictor Also Included)

6 Functions:

- Pellet
- Trickle
- Waterfall
- Full Spray
- Water Column
- Full Spray + Water Column

Standard Finishes

MT12-8/BRN	Brushed Nickel	\$ 87
MT12-8/CPB	Polished Chrome	\$ 80
MT12-8/MB	Matte Black	\$ 90

***Available in these finishes only**

Create a Complete Shower System by Pairing the Multifunction Shower Head



8" Multifunction
Shower Head

Page 124



Rain Rail Plus

Page 136



5" Multifunction
Hand Shower

Page 131



Hand Shower Hose

Page 132



Shower Arm w/ 45° Bend (6", 8", 12")

- Solid Brass Construction
- Wall Mount
- 45° Bend
- 1/2"NPT
- 2-7/16" Decorative Round Brass Escutcheon

MT20-6 (6" Arm)

Standard Finishes

MT20-6/BRN	Brushed Nickel	\$ 104
MT20-6/CPB	Polished Chrome	\$ 87
MT20-6/MB	Matte Black	\$ 129
MT20-6/ORB	Oil Rubbed Bronze	\$ 129
MT20-6/PN	Polished Nickel	\$ 104
MT20-6/SG	Satin Gold	\$ 169
MT20-6/ULB	Unlacquered Brass	\$ 87
MT20-6/VB	Venetian Bronze	\$ 129

MT20-8 (8" Arm)

Standard Finishes

MT20-8/BRN	Brushed Nickel	\$ 108
MT20-8/CPB	Polished Chrome	\$ 104
MT20-8/MB	Matte Black	\$ 136
MT20-8/ORB	Oil Rubbed Bronze	\$ 136
MT20-8/PN	Polished Nickel	\$ 108
MT20-8/SG	Satin Gold	\$ 177
MT20-8/ULB	Unlacquered Brass	\$ 104
MT20-8/VB	Venetian Bronze	\$ 136

MT20-12 (12" Arm)

Standard Finishes

MT20-12/BRN	Brushed Nickel	\$ 138
MT20-12/CPB	Polished Chrome	\$ 116
MT20-12/MB	Matte Black	\$ 190
MT20-12/ORB	Oil Rubbed Bronze	\$ 190
MT20-12/PN	Polished Nickel	\$ 138
MT20-12/SG	Satin Gold	\$ 246
MT20-12/ULB	Unlacquered Brass	\$ 116
MT20-12/VB	Venetian Bronze	\$ 190



Square Shower Arm w/ 45° Bend (6", 8", 12")

- Solid Brass Construction
- Wall Mount
- 45° Bend
- 1/2"NPT
- 2" Decorative Square Brass Escutcheon

MT21-6 (6" Arm)

Standard Finishes

MT21-6/BRN	Brushed Nickel	\$ 136
MT21-6/CPB	Polished Chrome	\$ 120
MT21-6/MB	Matte Black	\$ 172
MT21-6/ORB	Oil Rubbed Bronze	\$ 172
MT21-6/PN	Polished Nickel	\$ 136
MT21-6/SG	Satin Gold	\$ 223
MT21-6/ULB	Unlacquered Brass	\$ 120
MT21-6/VB	Venetian Bronze	\$ 172

MT21-8 (8" Arm)

Standard Finishes

MT21-8/BRN	Brushed Nickel	\$ 181
MT21-8/CPB	Polished Chrome	\$ 138
MT21-8/MB	Matte Black	\$ 197
MT21-8/ORB	Oil Rubbed Bronze	\$ 197
MT21-8/PN	Polished Nickel	\$ 181
MT21-8/SG	Satin Gold	\$ 257
MT21-8/ULB	Unlacquered Brass	\$ 138
MT21-8/VB	Venetian Bronze	\$ 197

MT21-12 (12" Arm)

Standard Finishes

MT21-12/BRN	Brushed Nickel	\$ 236
MT21-12/CPB	Polished Chrome	\$ 205
MT21-12/MB	Matte Black	\$ 296
MT21-12/ORB	Oil Rubbed Bronze	\$ 296
MT21-12/PN	Polished Nickel	\$ 236
MT21-12/SG	Satin Gold	\$ 385
MT21-12/ULB	Unlacquered Brass	\$ 205
MT21-12/VB	Venetian Bronze	\$ 296



Curved Round Wall Rain Arm (12", 16")

- Solid Brass Construction
- Wall Mount
- 90° Bend
- 1/2"NPT
- 2-7/16" Decorative Round Brass Escutcheon



Round 90° Wall Rain Arm (12", 16")

- Solid Brass Construction
- Wall Mount
- 90° Bend
- 1/2"NPT
- 2-7/16" Decorative Round Brass Escutcheon

MT22 (12" Arm) Standard Finishes

MT22/BRN	Brushed Nickel	\$ 153
MT22/CPB	Polished Chrome	\$ 91
MT22/MB	Matte Black	\$ 187
MT22/ORB	Oil Rubbed Bronze	\$ 187
MT22/PN	Polished Nickel	\$ 153
MT22/SG	Satin Gold	\$ 243
MT22/ULB	Unlacquered Brass	\$ 91
MT22/VB	Venetian Bronze	\$ 187

MT22-16 (16" Arm) Standard Finishes

MT22-16/BRN	Brushed Nickel	\$ 169
MT22-16/CPB	Polished Chrome	\$ 129
MT22-16/MB	Matte Black	\$ 204
MT22-16/ORB	Oil Rubbed Bronze	\$ 204
MT22-16/PN	Polished Nickel	\$ 169
MT22-16/SG	Satin Gold	\$ 265
MT22-16/ULB	Unlacquered Brass	\$ 129
MT22-16/VB	Venetian Bronze	\$ 204

MT24 (12" Arm) Standard Finishes

MT24/BRN	Brushed Nickel	\$ 224
MT24/CPB	Polished Chrome	\$ 195
MT24/MB	Matte Black	\$ 282
MT24/ORB	Oil Rubbed Bronze	\$ 282
MT24/PN	Polished Nickel	\$ 224
MT24/SG	Satin Gold	\$ 366
MT24/ULB	Unlacquered Brass	\$ 195
MT24/VB	Venetian Bronze	\$ 282

MT24-16 (16" Arm) Standard Finishes

MT24-16/BRN	Brushed Nickel	\$ 295
MT24-16/CPB	Polished Chrome	\$ 254
MT24-16/MB	Matte Black	\$ 368
MT24-16/ORB	Oil Rubbed Bronze	\$ 368
MT24-16/PN	Polished Nickel	\$ 295
MT24-16/SG	Satin Gold	\$ 477
MT24-16/ULB	Unlacquered Brass	\$ 254
MT24-16/VB	Venetian Bronze	\$ 368

Notes:



Curved Square Wall Rain Arm (12", 16")

- Solid Brass Construction
- Wall Mount
- 90° Bend
- 1/2"NPT
- 2" Decorative Square Brass Escutcheon

Square 90° Wall Rain Arm (12", 16")

- Solid Brass Construction
- Wall Mount
- 90° Bend
- 1/2"NPT
- 2" Decorative Square Brass Escutcheon

MT23 (12" Arm) Standard Finishes

MT23/BRN	Brushed Nickel	\$ 260
MT23/CPB	Polished Chrome	\$ 210
MT23/MB	Matte Black	\$ 276
MT23/ORB	Oil Rubbed Bronze	\$ 276
MT23/PN	Polished Nickel	\$ 260
MT23/SG	Satin Gold	\$ 358
MT23/ULB	Unlacquered Brass	\$ 210
MT23/VB	Venetian Bronze	\$ 276

MT25 (12" Arm) Standard Finishes

MT25/BRN	Brushed Nickel	\$ 260
MT25/CPB	Polished Chrome	\$ 210
MT25/MB	Matte Black	\$ 276
MT25/ORB	Oil Rubbed Bronze	\$ 276
MT25/PN	Polished Nickel	\$ 260
MT25/SG	Satin Gold	\$ 358
MT25/ULB	Unlacquered Brass	\$ 210
MT25/VB	Venetian Bronze	\$ 276

MT23-16 (16" Arm) Standard Finishes

MT23-16/BRN	Brushed Nickel	\$ 298
MT23-16/CPB	Polished Chrome	\$ 241
MT23-16/MB	Matte Black	\$ 318
MT23-16/ORB	Oil Rubbed Bronze	\$ 318
MT23-16/PN	Polished Nickel	\$ 298
MT23-16/SG	Satin Gold	\$ 414
MT23-16/ULB	Unlacquered Brass	\$ 241
MT23-16/VB	Venetian Bronze	\$ 318

MT25-16 (16" Arm) Standard Finishes

MT25-16/BRN	Brushed Nickel	\$ 298
MT25-16/CPB	Polished Chrome	\$ 241
MT25-16/MB	Matte Black	\$ 318
MT25-16/ORB	Oil Rubbed Bronze	\$ 318
MT25-16/PN	Polished Nickel	\$ 298
MT25-16/SG	Satin Gold	\$ 414
MT25-16/ULB	Unlacquered Brass	\$ 241
MT25-16/VB	Venetian Bronze	\$ 318

Notes:



Rectangular Wall Rain Arm (12", 16")

- Solid Brass Construction
- Wall Mount
- No Bend; 90° Down Spout
- 1/2"NPT
- 2" Decorative Square Brass Escutcheon



Round Shower Riser (12", 16")

- Solid Brass Construction
- Wall Mount with 9" Vertical Rise
- 1/2"NPT
- 2-7/16" Decorative Round Brass Escutcheon

MT28 (12" Arm)

Standard Finishes

MT28/BRN	Brushed Nickel	\$ 353
MT28/CPB	Polished Chrome	\$ 295
MT28/MB	Matte Black	\$ 439
MT28/ORB	Oil Rubbed Bronze	\$ 439
MT28/PN	Polished Nickel	\$ 353
MT28/SG	Satin Gold	\$ 570
MT28/ULB	Unlacquered Brass	\$ 295
MT28/VB	Venetian Bronze	\$ 439

MT28-16 (16" Arm)

Standard Finishes

MT28-16/BRN	Brushed Nickel	\$ 428
MT28-16/CPB	Polished Chrome	\$ 336
MT28-16/MB	Matte Black	\$ 536
MT28-16/ORB	Oil Rubbed Bronze	\$ 536
MT28-16/PN	Polished Nickel	\$ 428
MT28-16/SG	Satin Gold	\$ 697
MT28-16/ULB	Unlacquered Brass	\$ 336
MT28-16/VB	Venetian Bronze	\$ 536

MT27 (12" Arm)

Standard Finishes

MT27/BRN	Brushed Nickel	\$ 295
MT27/CPB	Polished Chrome	\$ 253
MT27/MB	Matte Black	\$ 368
MT27/ORB	Oil Rubbed Bronze	\$ 368
MT27/PN	Polished Nickel	\$ 295
MT27/SG	Satin Gold	\$ 477
MT27/ULB	Unlacquered Brass	\$ 253
MT27/VB	Venetian Bronze	\$ 368

MT27-16 (16" Arm)

Standard Finishes

MT27-16/BRN	Brushed Nickel	\$ 370
MT27-16/CPB	Polished Chrome	\$ 333
MT27-16/MB	Matte Black	\$ 462
MT27-16/ORB	Oil Rubbed Bronze	\$ 462
MT27-16/PN	Polished Nickel	\$ 370
MT27-16/SG	Satin Gold	\$ 601
MT27-16/ULB	Unlacquered Brass	\$ 333
MT27-16/VB	Venetian Bronze	\$ 462



Square Shower Riser (12", 16")

- Solid Brass Construction
- Wall Mount with 8-1/2" Vertical Rise
- 1/2"NPT
- 2" Decorative Square Brass Escutcheon

MT29 (12" Arm)

Standard Finishes

MT29/BRN	Brushed Nickel	\$ 372
MT29/CPB	Polished Chrome	\$ 315
MT29/MB	Matte Black	\$ 463
MT29/ORB	Oil Rubbed Bronze	\$ 463
MT29/PN	Polished Nickel	\$ 372
MT29/SG	Satin Gold	\$ 602
MT29/ULB	Unlacquered Brass	\$ 315
MT29/VB	Venetian Bronze	\$ 463

MT29-16 (16" Arm)

Standard Finishes

MT29-16/BRN	Brushed Nickel	\$ 446
MT29-16/CPB	Polished Chrome	\$ 390
MT29-16/MB	Matte Black	\$ 558
MT29-16/ORB	Oil Rubbed Bronze	\$ 558
MT29-16/PN	Polished Nickel	\$ 446
MT29-16/SG	Satin Gold	\$ 725
MT29-16/ULB	Unlacquered Brass	\$ 390
MT29-16/VB	Venetian Bronze	\$ 558



Round Ceiling Drop (3", 6", 8")

- Solid Brass Construction
- Ceiling Mount
- 1/2"NPT
- 2-7/16" Decorative Round Brass Escutcheon

MT30-3 (3" Drop)

Standard Finishes

MT30-3/BRN	Brushed Nickel	\$ 68
MT30-3/CPB	Polished Chrome	\$ 65
MT30-3/MB	Matte Black	\$ 87
MT30-3/ORB	Oil Rubbed Bronze	\$ 87
MT30-3/PN	Polished Nickel	\$ 68
MT30-3/SG	Satin Gold	\$ 112
MT30-3/ULB	Unlacquered Brass	\$ 65
MT30-3/VB	Venetian Bronze	\$ 87

MT30-6 (6" Drop)

Standard Finishes

MT30-6/BRN	Brushed Nickel	\$ 104
MT30-6/CPB	Polished Chrome	\$ 87
MT30-6/MB	Matte Black	\$ 131
MT30-6/ORB	Oil Rubbed Bronze	\$ 131
MT30-6/PN	Polished Nickel	\$ 104
MT30-6/SG	Satin Gold	\$ 171
MT30-6/ULB	Unlacquered Brass	\$ 87
MT30-6/VB	Venetian Bronze	\$ 131

MT30-8 (8" Drop)

Standard Finishes

MT30-8/BRN	Brushed Nickel	\$ 141
MT30-8/CPB	Polished Chrome	\$ 118
MT30-8/MB	Matte Black	\$ 179
MT30-8/ORB	Oil Rubbed Bronze	\$ 179
MT30-8/PN	Polished Nickel	\$ 141
MT30-8/SG	Satin Gold	\$ 232
MT30-8/ULB	Unlacquered Brass	\$ 118
MT30-8/VB	Venetian Bronze	\$ 179



Round Ceiling Drop (12", 18", 24")

- Solid Brass Construction
- Ceiling Mount
- 1/2"NPT
- 2-7/16" Decorative Round Brass Escutcheon

MT30-12 (12" Drop)

Standard Finishes

MT30-12/BRN	Brushed Nickel	\$ 187
MT30-12/CPB	Polished Chrome	\$ 160
MT30-12/MB	Matte Black	\$ 236
MT30-12/ORB	Oil Rubbed Bronze	\$ 236
MT30-12/PN	Polished Nickel	\$ 187
MT30-12/SG	Satin Gold	\$ 307
MT30-12/ULB	Unlacquered Brass	\$ 160
MT30-12/VB	Venetian Bronze	\$ 236

MT30-18 (18" Drop)

Standard Finishes

MT30-18/BRN	Brushed Nickel	\$ 266
MT30-18/CPB	Polished Chrome	\$ 219
MT30-18/MB	Matte Black	\$ 333
MT30-18/ORB	Oil Rubbed Bronze	\$ 333
MT30-18/PN	Polished Nickel	\$ 266
MT30-18/SG	Satin Gold	\$ 432
MT30-18/ULB	Unlacquered Brass	\$ 219
MT30-18/VB	Venetian Bronze	\$ 333

MT30-24 (24" Drop)

Standard Finishes

MT30-24/BRN	Brushed Nickel	\$ 318
MT30-24/CPB	Polished Chrome	\$ 263
MT30-24/MB	Matte Black	\$ 399
MT30-24/ORB	Oil Rubbed Bronze	\$ 399
MT30-24/PN	Polished Nickel	\$ 318
MT30-24/SG	Satin Gold	\$ 517
MT30-24/ULB	Unlacquered Brass	\$ 263
MT30-24/VB	Venetian Bronze	\$ 399



Square Ceiling Drop (3", 6", 8")

- Solid Brass Construction
- Ceiling Mount
- 1/2"NPT
- 2" Decorative Square Brass Escutcheon

MT31-3 (3" Drop)

Standard Finishes

MT31-3/BRN	Brushed Nickel	\$ 84
MT31-3/CPB	Polished Chrome	\$ 73
MT31-3/MB	Matte Black	\$ 101
MT31-3/ORB	Oil Rubbed Bronze	\$ 101
MT31-3/PN	Polished Nickel	\$ 84
MT31-3/SG	Satin Gold	\$ 130
MT31-3/ULB	Unlacquered Brass	\$ 73
MT31-3/VB	Venetian Bronze	\$ 101

MT31-6 (6" Drop)

Standard Finishes

MT31-6/BRN	Brushed Nickel	\$ 146
MT31-6/CPB	Polished Chrome	\$ 127
MT31-6/MB	Matte Black	\$ 181
MT31-6/ORB	Oil Rubbed Bronze	\$ 181
MT31-6/PN	Polished Nickel	\$ 146
MT31-6/SG	Satin Gold	\$ 236
MT31-6/ULB	Unlacquered Brass	\$ 127
MT31-6/VB	Venetian Bronze	\$ 181

MT31-8 (8" Drop)

Standard Finishes

MT31-8/BRN	Brushed Nickel	\$ 224
MT31-8/CPB	Polished Chrome	\$ 191
MT31-8/MB	Matte Black	\$ 282
MT31-8/ORB	Oil Rubbed Bronze	\$ 282
MT31-8/PN	Polished Nickel	\$ 224
MT31-8/SG	Satin Gold	\$ 366
MT31-8/ULB	Unlacquered Brass	\$ 191
MT31-8/VB	Venetian Bronze	\$ 282



Square Ceiling Drop (12", 18", 24")

- Solid Brass Construction
- Ceiling Mount
- 1/2"NPT
- 2" Decorative Square Brass Escutcheon

MT31-12 (12" Drop)

Standard Finishes

MT31-12/BRN	Brushed Nickel	\$ 204
MT31-12/CPB	Polished Chrome	\$ 169
MT31-12/MB	Matte Black	\$ 333
MT31-12/ORB	Oil Rubbed Bronze	\$ 333
MT31-12/PN	Polished Nickel	\$ 204
MT31-12/SG	Satin Gold	\$ 432
MT31-12/ULB	Unlacquered Brass	\$ 169
MT31-12/VB	Venetian Bronze	\$ 333

MT31-18 (18" Drop)

Standard Finishes

MT31-18/BRN	Brushed Nickel	\$ 336
MT31-18/CPB	Polished Chrome	\$ 295
MT31-18/MB	Matte Black	\$ 423
MT31-18/ORB	Oil Rubbed Bronze	\$ 423
MT31-18/PN	Polished Nickel	\$ 336
MT31-18/SG	Satin Gold	\$ 550
MT31-18/ULB	Unlacquered Brass	\$ 295
MT31-18/VB	Venetian Bronze	\$ 423

MT31-24 (24" Drop)

Standard Finishes

MT31-24/BRN	Brushed Nickel	\$ 403
MT31-24/CPB	Polished Chrome	\$ 353
MT31-24/MB	Matte Black	\$ 507
MT31-24/ORB	Oil Rubbed Bronze	\$ 507
MT31-24/PN	Polished Nickel	\$ 403
MT31-24/SG	Satin Gold	\$ 659
MT31-24/ULB	Unlacquered Brass	\$ 353
MT31-24/VB	Venetian Bronze	\$ 507



Mountain Re-Vive™ Shower Products

The Mountain Re-Vive™ Shower Collection allows you to revive your shower, the soul of your bathroom. The **ultra slim** contemporary hand showers will revitalize your look. Pairing this unique hand shower with the matching Re-Vive™ shower head allows you to rejuvenate your style.



5" Multifunction Hand Shower

MT12HSMF

- ABS Plastic Construction
- Interior Lining Prevents Scalding
- 1.6 or 2.5 GPM Flow Restrictors Included

9 Functions:

- Power Wash
- Mist
- Pellet
- Trickle
- Massage
- Waterfall
- Full Spray
- Pellet + Mist
- Full Spray + Mist

Standard Finishes

MT12HSMF/BRN	Brushed Nickel	\$ 73
MT12HSMF/CPB	Polished Chrome	\$ 58
MT12HSMF/MB	Matte Black	\$ 76

***Available in these finishes only**



Round Slim Hand Shower Wand (MT12HS)

- Solid Brass Construction
- Single Function

Standard Finishes

MT12HS/BRN	Brushed Nickel	\$ 135
MT12HS/CPB	Polished Chrome	\$ 113
MT12HS/MB	Matte Black	\$ 167
MT12HS/ORB	Oil Rubbed Bronze	\$ 167
MT12HS/PN	Polished Nickel	\$ 135
MT12HS/VB	Venetian Bronze	\$ 167

***Available in these finishes only**



Rectangular Slim Hand Shower Wand (MT13HS)

- Solid Brass Construction
- Single Function

Standard Finishes

MT13HS/BRN	Brushed Nickel	\$ 135
MT13HS/CPB	Polished Chrome	\$ 113
MT13HS/MB	Matte Black	\$ 167
MT13HS/ORB	Oil Rubbed Bronze	\$ 167
MT13HS/PN	Polished Nickel	\$ 135
MT13HS/VB	Venetian Bronze	\$ 167

***Available in these finishes only**



Stainless Steel Wall Mount for Handshower (MT16)

- Stationary Handshower Mount
- Solid Stainless Steel Construction
- Mounting Hardware Included

Standard Finishes

MT16/BRN	Brushed Nickel	\$ 106
MT16/CHBRZ	Champagne Bronze	\$ 157
MT16/CPB	Polished Chrome	\$ 91
MT16/MB	Matte Black	\$ 119
MT16/ORB	Oil Rubbed Bronze	\$ 119
MT16/PN	Polished Nickel	\$ 106
MT16/SG	Satin Gold	\$ 157
MT16/VB	Venetian Bronze	\$ 119

Group 1 Finishes

All Group 1 Finishes	\$ 134
----------------------	--------

Group 2 Finishes

All Group 2 Finishes	\$ 157
----------------------	--------



Stainless Steel Handshower Hose (MT17)

- Stainless Steel Hose
- Solid Brass 1/2" Female Connectors
- Five Foot Length

Standard Finishes

MT17/BRN	Brushed Nickel	\$ 80
MT17/CPB	Polished Chrome	\$ 61
MT17/MB	Matte Black	\$ 101
MT17/ORB	Oil Rubbed Bronze	\$ 101
MT17/PN	Polished Nickel	\$ 80
MT17/VB	Venetian Bronze	\$ 101



Showerarm Mount with Diverter (MT19)

- ABS Construction
- 1/2" Female Inlet x Two 1/2" Male Outlets
- Divert Water Between Handshower and Showerhead
- Adjustable Handshower Mount

Standard Finishes

MT19/BRN	Brushed Nickel	\$ 85
MT19/CPB	Polished Chrome	\$ 74
MT19/PN	Polished Nickel	\$ 85

***Available in these finishes only**



Atmospheric Vacuum Breaker

MTVAC-BRKR

- Accessory to be used with all hand shower models

Standard Finishes

MTVAC-BRKR/BRN	Brushed Nickel	\$ 54
MTVAC-BRKR/CPB	Polished Chrome	\$ 45
MTVAC-BRKR/MB	Matte Black	\$ 68
MTVAC-BRKR/ORB	Oil Rubbed Bronze	\$ 68
MTVAC-BRKR/PN	Polished Nickel	\$ 54
MTVAC-BRKR/VB	Venetian Bronze	\$ 68



Round Waterway Elbow with Adjustable Handshower Holder (MT41S)

- Solid Brass Construction
- Round Flange Included

Standard Finishes

MT41S/BRN	Brushed Nickel	\$ 176
MT41S/CHBRZ	Champagne Bronze	\$ 288
MT41S/CPB	Polished Chrome	\$ 143
MT41S/MB	Matte Black	\$ 216
MT41S/ORB	Oil Rubbed Bronze	\$ 197
MT41S/PN	Polished Nickel	\$ 176
MT41S/SG	Satin Gold	\$ 288
MT41S/ULB	Unlacquered Brass	\$ 143
MT41S/VB	Venetian Bronze	\$ 197

Group 1 Finishes

All Group 1 Finishes	\$ 216
----------------------	---------------

Group 2 Finishes

All Group 2 Finishes	\$ 288
----------------------	---------------



Square Waterway Elbow with Adjustable Handshower Holder (MT51S)

- Solid Brass Construction
- Square Flange Included

Standard Finishes

MT51S/BRN	Brushed Nickel	\$ 176
MT51S/CHBRZ	Champagne Bronze	\$ 288
MT51S/CPB	Polished Chrome	\$ 143
MT51S/MB	Matte Black	\$ 216
MT51S/ORB	Oil Rubbed Bronze	\$ 197
MT51S/PN	Polished Nickel	\$ 176
MT51S/SG	Satin Gold	\$ 288
MT51S/ULB	Unlacquered Brass	\$ 143
MT51S/VB	Venetian Bronze	\$ 197

Group 1 Finishes

All Group 1 Finishes	\$ 216
----------------------	---------------

Group 2 Finishes

All Group 2 Finishes	\$ 288
----------------------	---------------



Rectangular Waterway Elbow with Adjustable Handshower Holder (MT61S)

- Solid Brass Construction
- Rectangular Flange Included

Standard Finishes

MT61S/BRN	Brushed Nickel	\$ 176
MT61S/CHBRZ	Champagne Bronze	\$ 288
MT61S/CPB	Polished Chrome	\$ 143
MT61S/MB	Matte Black	\$ 216
MT61S/ORB	Oil Rubbed Bronze	\$ 197
MT61S/PN	Polished Nickel	\$ 176
MT61S/SG	Satin Gold	\$ 288
MT61S/ULB	Unlacquered Brass	\$ 143
MT61S/VB	Venetian Bronze	\$ 197

Group 1 Finishes

All Group 1 Finishes	\$ 216
----------------------	---------------

Group 2 Finishes

All Group 2 Finishes	\$ 288
----------------------	---------------



Traditional Waterway Elbow with Adjustable Handshower Holder (MT71S)

- Solid Brass Construction
- Round Flange Included

Standard Finishes

MT71S/BRN	Brushed Nickel	\$ 176
MT71S/CHBRZ	Champagne Bronze	\$ 288
MT71S/CPB	Polished Chrome	\$ 143
MT71S/MB	Matte Black	\$ 216
MT71S/ORB	Oil Rubbed Bronze	\$ 197
MT71S/PN	Polished Nickel	\$ 176
MT71S/SG	Satin Gold	\$ 288
MT71S/ULB	Unlacquered Brass	\$ 143
MT71S/VB	Venetian Bronze	\$ 197

Group 1 Finishes

All Group 1 Finishes	\$ 216
----------------------	---------------

Group 2 Finishes

All Group 2 Finishes	\$ 288
----------------------	---------------



Round Waterway Elbow (MT14)

- Solid Brass Construction
- 1/2" Female Inlet x 1/2" Male Outlet
- Round Flange Included

Standard Finishes

MT14/BRN	Brushed Nickel	\$ 154
MT14/CHBRZ	Champagne Bronze	\$ 239
MT14/CPB	Polished Chrome	\$ 134
MT14/MB	Matte Black	\$ 180
MT14/ORB	Oil Rubbed Bronze	\$ 180
MT14/PN	Polished Nickel	\$ 154
MT14/SG	Satin Gold	\$ 239
MT14/ULB	Unlacquered Brass	\$ 134
MT14/VB	Venetian Bronze	\$ 180

Group 1 Finishes

All Group 1 Finishes	\$ 202
----------------------	---------------

Group 2 Finishes

All Group 2 Finishes	\$ 239
----------------------	---------------



Square Waterway Elbow (MT15)

- Solid Brass Construction
- 1/2" Female Inlet x 1/2" Male Outlet
- Square Flange Included

Standard Finishes

MT15/BRN	Brushed Nickel	\$ 154
MT15/CHBRZ	Champagne Bronze	\$ 239
MT15/CPB	Polished Chrome	\$ 134
MT15/MB	Matte Black	\$ 180
MT15/ORB	Oil Rubbed Bronze	\$ 180
MT15/PN	Polished Nickel	\$ 154
MT15/SG	Satin Gold	\$ 239
MT15/ULB	Unlacquered Brass	\$ 134
MT15/VB	Venetian Bronze	\$ 180

Group 1 Finishes

All Group 1 Finishes	\$ 202
----------------------	---------------

Group 2 Finishes

All Group 2 Finishes	\$ 239
----------------------	---------------



Round Waterway Elbow with Adjustable Handshower Holder (MT41)

- Solid Brass Construction
- Round Flange Included

Standard Finishes

MT41/BRN	Brushed Nickel	\$ 171
MT41/CHBRZ	Champagne Bronze	\$ 250
MT41/CPB	Polished Chrome	\$ 139
MT41/MB	Matte Black	\$ 191
MT41/ORB	Oil Rubbed Bronze	\$ 191
MT41/PN	Polished Nickel	\$ 171
MT41/SG	Satin Gold	\$ 250
MT41/ULB	Unlacquered Brass	\$ 139
MT41/VB	Venetian Bronze	\$ 191

Group 1 Finishes

All Group 1 Finishes	\$ 215
----------------------	---------------

Group 2 Finishes

All Group 2 Finishes	\$ 250
----------------------	---------------



Square Waterway Elbow with Adjustable Handshower Holder (MT51)

- Solid Brass Construction
- Square Flange Included

Standard Finishes

MT51/BRN	Brushed Nickel	\$ 171
MT51/CHBRZ	Champagne Bronze	\$ 250
MT51/CPB	Polished Chrome	\$ 139
MT51/MB	Matte Black	\$ 191
MT51/ORB	Oil Rubbed Bronze	\$ 191
MT51/PN	Polished Nickel	\$ 171
MT51/SG	Satin Gold	\$ 250
MT51/ULB	Unlacquered Brass	\$ 139
MT51/VB	Venetian Bronze	\$ 191

Group 1 Finishes

All Group 1 Finishes	\$ 215
----------------------	---------------

Group 2 Finishes

All Group 2 Finishes	\$ 250
----------------------	---------------



Easily Convert Your Shower into a Spa-like Experience with the Rain Rail Plus



MTRRP
(Matte Black)



MTRRP
(Polished Chrome)

Create a Complete Shower System by Pairing the Rain Rail Plus



Rain Rail Plus

Page 136



Shower Heads

Pages 121 - 124



Hand Showers

Page 131



Hand Shower Hose

Page 132



Rain Rail Plus – Wall Mounted Shower Rail with Bottom Outlet Integral Waterway and Diverter

The Rain Rail Plus is the newest addition to the Mountain Re-Vive™ Shower Collection. The Rain Rail Plus is designed to make your bathroom remodel simple and effortless by avoiding unnecessary alterations to the tile, the plumbing behind the wall, or changing out the valve. Simply mount the Rain Rail Plus to the existing single showerhead outlet, and now your shower has transformed into a customized dual outlet showering experience equipped with rain head and handshower.

The Rain Rail Plus' adjustable slide rail bracket allows for easy height and angle adjustment to your handshower. Toggling between rain head and handshower functions is made easy with the diverter being located at the base of the rail.

- 3 Function Design (shower, handshower, or both on at the same time)
- Top water inlet to retrofit current shower setup
- Bottom diverter to switch from Showerhead to Handshower
- Brass Construction
- Handshower holder is adjustable in height and angle
- Swing Spout
- Mounting Hardware Included
- 33 1/8" High x 16 1/2" Deep (Standard Version - MTRRP)
- 26 1/8" High x 16 1/2" Deep (Short Version - MTRRP-2)

Standard Version (MTRRP)

Standard Finishes

MTRRP/BRN	Brushed Nickel
MTRRP/CPB	Polished Chrome
MTRRP/MB	Matte Black
MTRRP/ORB	Oil Rubbed Bronze
MTRRP/PN	Polished Nickel
MTRRP/VB	Venetian Bronze

Short Version (MTRRP-2)

Standard Finishes

MTRRP-2/BRN	Brushed Nickel	\$ 838
MTRRP-2/CPB	Polished Chrome	\$ 599
MTRRP-2/MB	Matte Black	\$ 1002
MTRRP-2/ORB	Oil Rubbed Bronze	\$ 1002
MTRRP-2/PN	Polished Nickel	\$ 838
MTRRP-2/VB	Venetian Bronze	\$ 1002

Standard Version - California (MTRRP-CA)

Standard Finishes

MTRRP-CA/BRN	Brushed Nickel	\$ 838
MTRRP-CA/CPB	Polished Chrome	\$ 599
MTRRP-CA/MB	Matte Black	\$ 1002
MTRRP-CA/ORB	Oil Rubbed Bronze	\$ 1002
MTRRP-CA/PN	Polished Nickel	\$ 838
MTRRP-CA/VB	Venetian Bronze	\$ 1002

Short Version - California (MTRRP-2CA)

Standard Finishes

MTRRP-2CA/BRN	Brushed Nickel	\$ 838
MTRRP-2CA/CPB	Polished Chrome	\$ 599
MTRRP-2CA/MB	Matte Black	\$ 1002
MTRRP-2CA/ORB	Oil Rubbed Bronze	\$ 1002
MTRRP-2CA/PN	Polished Nickel	\$ 838
MTRRP-2CA/VB	Venetian Bronze	\$ 1002



Wall Mounted Shower Rail - Round

MT9SR

- Brass construction
- 27" in length
- Handshower holder is adjustable in height and angle
- Mounting hardware included

Standard Finishes

MT9SR/BRN	Brushed Nickel	\$ 301
MT9SR/CHBRZ	Champagne Bronze	\$ 480
MT9SR/CPB	Polished Chrome	\$ 252
MT9SR/MB	Matte Black	\$ 364
MT9SR/ORB	Oil Rubbed Bronze	\$ 364
MT9SR/PN	Polished Nickel	\$ 301
MT9SR/SG	Satin Gold	\$ 480
MT9SR/ULB	Unlacquered Brass	\$ 252
MT9SR/VB	Venetian Bronze	\$ 364

Group 1 Finishes

All Group 1 Finishes	\$ 407
----------------------	---------------

Group 2 Finishes

All Group 2 Finishes	\$ 480
----------------------	---------------



Wall Mounted Shower Rail - Rectangular

MT8SR

- Brass construction
- 27" in length
- Handshower holder is adjustable in height and angle
- Mounting hardware included

Standard Finishes

MT8SR/BRN	Brushed Nickel	\$ 384
MT8SR/CHBRZ	Champagne Bronze	\$ 585
MT8SR/CPB	Polished Chrome	\$ 326
MT8SR/MB	Matte Black	\$ 442
MT8SR/ORB	Oil Rubbed Bronze	\$ 442
MT8SR/PN	Polished Nickel	\$ 384
MT8SR/SG	Satin Gold	\$ 585
MT8SR/ULB	Unlacquered Brass	\$ 326
MT8SR/VB	Venetian Bronze	\$ 442

Group 1 Finishes

All Group 1 Finishes	\$ 495
----------------------	---------------

Group 2 Finishes

All Group 2 Finishes	\$ 585
----------------------	---------------



Wall Mounted Shower Rail with Bottom Outlet Integral Waterway – Round

MT9SRW

- Integral water outlet eliminates the need for separate waterway elbow
- Brass construction
- 27" in length
- Handshower holder is adjustable in height and angle
- Mounting hardware included

Standard Finishes

MT9SRW/BRN	Brushed Nickel	\$ 387
MT9SRW/CHBRZ	Champagne Bronze	\$ 578
MT9SRW/CPB	Polished Chrome	\$ 324
MT9SRW/MB	Matte Black	\$ 437
MT9SRW/ORB	Oil Rubbed Bronze	\$ 437
MT9SRW/PN	Polished Nickel	\$ 387
MT9SRW/SG	Satin Gold	\$ 578
MT9SRW/ULB	Unlacquered Brass	\$ 324
MT9SRW/VB	Venetian Bronze	\$ 437

Group 1 Finishes

All Group 1 Finishes	\$ 489
----------------------	---------------

Group 2 Finishes

All Group 2 Finishes	\$ 578
----------------------	---------------



Wall Mounted Shower Rail with Bottom Outlet Integral Waterway – Rectangular

MT8SRW

- Integral water outlet eliminates the need for separate waterway elbow
- Brass construction
- 27" in length
- Handshower holder is adjustable in height and angle
- Mounting hardware included

Standard Finishes

MT8SRW/BRN	Brushed Nickel	\$ 470
MT8SRW/CHBRZ	Champagne Bronze	\$ 660
MT8SRW/CPB	Polished Chrome	\$ 392
MT8SRW/MB	Matte Black	\$ 501
MT8SRW/ORB	Oil Rubbed Bronze	\$ 501
MT8SRW/PN	Polished Nickel	\$ 470
MT8SRW/SG	Satin Gold	\$ 660
MT8SRW/ULB	Unlacquered Brass	\$ 392
MT8SRW/VB	Venetian Bronze	\$ 501

Group 1 Finishes

All Group 1 Finishes	\$ 561
----------------------	---------------


Group 2 Finishes

All Group 2 Finishes	\$ 660
----------------------	---------------



Mountain Re-Vive™ Shower Products - Select Series Shower Drains

The Mountain Re-Vive™ Shower Collection allows you to revive your shower, the soul of your bathroom. The Select Series Shower Drains are a decorative, high quality shower drain that will not bust the customer's budget. Two grid designs to go along with a tile-in option allow for an elegant and beautiful choice of design to suit any bathroom style.



Squares Shower Grid

MT607

- 4" square grid
- 3/16" 304 stainless steel grid
- Includes grid removal tool
- Only to be used with MT606 Drain Neck

Standard Finishes

MT607/BRN	Brushed Nickel	\$ 81
MT607/CHBRZ	Champagne Bronze	\$ 146
MT607/CPB	Polished Chrome	\$ 80
MT607/MB	Matte Black	\$ 90
MT607/ORB	Oil Rubbed Bronze	\$ 90
MT607/PN	Polished Nickel	\$ 81
MT607/SG	Satin Gold	\$ 146
MT607/VB	Venetian Bronze	\$ 90

Group 1 Finishes

All Group 1 Finishes	\$ 116
----------------------	---------------

Group 2 Finishes

All Group 2 Finishes	\$ 146
----------------------	---------------



Lines Shower Grid

MT608

- 4" square grid
- 3/16" 304 stainless steel grid
- Includes grid removal tool
- Only to be used with MT606 Drain Neck

Standard Finishes

MT608/BRN	Brushed Nickel	\$ 81
MT608/CHBRZ	Champagne Bronze	\$ 146
MT608/CPB	Polished Chrome	\$ 80
MT608/MB	Matte Black	\$ 90
MT608/ORB	Oil Rubbed Bronze	\$ 90
MT608/PN	Polished Nickel	\$ 81
MT608/SG	Satin Gold	\$ 146
MT608/VB	Venetian Bronze	\$ 90

Group 1 Finishes

All Group 1 Finishes	\$ 116
----------------------	---------------

Group 2 Finishes

All Group 2 Finishes	\$ 146
----------------------	---------------



Tile-in Shower Grid

MT609

- 3-1/2" square grid
- Plastic construction
- Includes grid removal tool
- Only to be used with MT606 Drain Neck

Standard Finishes

MT609	No Finish on Product	\$ 29
-------	----------------------	--------------



Drain Neck to Fit All Select Series' Grids

\$ 25

MT606

- Plastic construction
- Minimalistic thin edge design
- Hair catcher
- Construction debris cover included



Drain Body - ABS Rough

\$ 41

MT605A

- Fits 2" ABS Pipe



Drain Body - PVC Rough

\$ 41

MT605P

- Fits 2" PVC Pipe



Schluter Adaptor

\$ 8

MT603A

- Plastic construction
- Allows for installation into fabric waterproofing systems; i.e. Schluter®-KERDI



Kit 1 - PVC Drain Rough Body

\$ 67

MT601P


- MT605P - Drain Rough
- MT606 - Drain Neck

Kit 2 - ABS Drain Rough Body

\$ 67

MT601A

- MT605A - Drain Rough
- MT606 - Drain Neck



4" Round Shower Grid - "Plastic Oddities"

MT238

Shower grid features:

- 4" diameter O.D. with screw holes
- Two screw holes are 3-3/8" C-C
- Screws are included
- Grids are all brass, not stamped steel

Replacement shower grid fits "Plastic Oddities" shower drains.

Standard Finishes

MT238/BRN	Brushed Nickel	\$ 53
MT238/CHBRZ	Champagne Bronze	\$ 87
MT238/CPB	Polished Chrome	\$ 37
MT238/MB	Matte Black	\$ 61
MT238/ORB	Oil Rubbed Bronze	\$ 57
MT238/PN	Polished Nickel	\$ 53
MT238/SG	Satin Gold	\$ 87
MT238/ULB	Unlacquered Brass	\$ 37
MT238/VB	Venetian Bronze	\$ 57

Group 1 Finishes

All Group 1 Finishes	\$ 61
----------------------	--------------

Group 2 Finishes

All Group 2 Finishes	\$ 87
----------------------	--------------



4-1/4" Square Shower Grid

MT246

Shower grid features:

- 4-1/4" Square
- Two screw holes are 2-5/8" C-C
- Screws are included
- Grids are all brass, not stamped steel
- Fits ABA44603SQ



Deluxe Brass Shower Grid with Square Plate

MT231

Shower grid deluxe trim set consists of:

- One 4-1/4" square tile trim plate
- One 3-3/8" O.D. round grid
- Two screw holes are 2-7/8" C-C
- Includes 2 screws for installation

Fits Plumbing Products and 4T Drains.

Standard Finishes

MT231/BRN	Brushed Nickel	\$ 74
MT231/CHBRZ	Champagne Bronze	\$ 121
MT231/CPB	Polished Chrome	\$ 69
MT231/MB	Matte Black	\$ 88
MT231/ORB	Oil Rubbed Bronze	\$ 80
MT231/PN	Polished Nickel	\$ 74
MT231/SG	Satin Gold	\$ 121
MT231/ULB	Unlacquered Brass	\$ 69
MT231/VB	Venetian Bronze	\$ 80

Group 1 Finishes

All Group 1 Finishes	\$ 88
----------------------	--------------

Group 2 Finishes

All Group 2 Finishes	\$ 121
----------------------	---------------

Standard Finishes

MT246/BRN	Brushed Nickel	\$ 92
MT246/CHBRZ	Champagne Bronze	\$ 127
MT246/CPB	Polished Chrome	\$ 75
MT246/MB	Matte Black	\$ 120
MT246/ORB	Oil Rubbed Bronze	\$ 106
MT246/PN	Polished Nickel	\$ 92
MT246/SG	Satin Gold	\$ 127
MT246/ULB	Unlacquered Brass	\$ 75
MT246/VB	Venetian Bronze	\$ 106

Group 1 Finishes

All Group 1 Finishes	\$ 120
----------------------	---------------

Group 2 Finishes

All Group 2 Finishes	\$ 127
----------------------	---------------



4-1/4" Round Shower Grid - American Brass, Aluminum Foundry

MT240

Shower grid features:

- 4-1/4" diameter O.D.
- 2-7/8" prong to prong
- Grid snaps in place for installation
- Grids are all brass, not stamped steel

Replacement shower grid fits American Brass and Aluminum Foundry shower drains.

Standard Finishes

MT240/BRN	Brushed Nickel	\$ 39
MT240/CHBRZ	Champagne Bronze	\$ 74
MT240/CPB	Polished Chrome	\$ 31
MT240/MB	Matte Black	\$ 53
MT240/ORB	Oil Rubbed Bronze	\$ 45
MT240/PN	Polished Nickel	\$ 39
MT240/SG	Satin Gold	\$ 74
MT240/ULB	Unlacquered Brass	\$ 31
MT240/VB	Venetian Bronze	\$ 45

Group 1 Finishes

All Group 1 Finishes	\$ 53
----------------------	--------------

Group 2 Finishes

All Group 2 Finishes	\$ 74
----------------------	--------------



4-1/4" Round Shower Grid - Mountain Plumbing, Oatey/Casper, Zurn

MT236

Shower grid features:

- 4-1/4" diameter O.D.
- Grid snaps in place for installation
- Grids are all brass, not stamped steel

Replacement shower grid fits Mountain MT237, Oatey/Casper, Sioux Chief, Zurn, and many other shower drains.



4-1/4" Round Shower Grid - "Plastic Oddities"

MT245

Shower grid features:

- 4-1/4" diameter O.D. with screw holes
- Two screw holes are 2-5/8" C-C
- Screws are included
- Grids are all brass, not stamped steel

Replacement shower grid fits "Plastic Oddities" shower drains.

Standard Finishes

MT245/BRN	Brushed Nickel	\$ 53
MT245/CHBRZ	Champagne Bronze	\$ 101
MT245/CPB	Polished Chrome	\$ 37
MT245/MB	Matte Black	\$ 73
MT245/ORB	Oil Rubbed Bronze	\$ 61
MT245/PN	Polished Nickel	\$ 53
MT245/SG	Satin Gold	\$ 101
MT245/ULB	Unlacquered Brass	\$ 37
MT245/VB	Venetian Bronze	\$ 61

Group 1 Finishes

All Group 1 Finishes	\$ 73
----------------------	--------------

Group 2 Finishes

All Group 2 Finishes	\$ 101
----------------------	---------------

Standard Finishes

MT236/BRN	Brushed Nickel	\$ 48
MT236/CHBRZ	Champagne Bronze	\$ 95
MT236/CPB	Polished Chrome	\$ 39
MT236/MB	Matte Black	\$ 67
MT236/ORB	Oil Rubbed Bronze	\$ 63
MT236/PN	Polished Nickel	\$ 48
MT236/SG	Satin Gold	\$ 95
MT236/ULB	Unlacquered Brass	\$ 39
MT236/VB	Venetian Bronze	\$ 63

Group 1 Finishes

All Group 1 Finishes	\$ 67
----------------------	--------------

Group 2 Finishes

All Group 2 Finishes	\$ 95
----------------------	--------------



MT506P-ROUGH Shown

Shower Drain Body **\$ 86**
PVC Rough - Use w/ MT506/507-GRID

MT506/507P-ROUGH/RB

PVC drain body for solid nickel bronze grids from Mountain Plumbing.

- Fits 2" pipe PVC drain rough

Use with Mountain Plumbing shower drain:
MT506/507-GRID



MT507A-ROUGH Shown

Shower Drain Body **\$ 86**
ABS Rough - Use w/ MT506/507-GRID

MT506/507A-ROUGH/RB

ABS drain body for solid nickel bronze grids from Mountain Plumbing.

- Fits 2" pipe ABS drain rough

Use with Mountain Plumbing shower drain:
MT506/507-GRID



MT506C-ROUGH Shown

Shower Drain Body **\$ 103**
Cast Iron Rough - Use w/ MT506-GRID

MT506C-ROUGH/CAST IRON (NO HUB)

MT506I-ROUGH/CAST IRON (2 IPS)

Cast Iron drain body for solid nickel bronze grids from Mountain Plumbing.

- Fits 2" pipe Cast Iron drain rough

Use with Mountain Plumbing shower drain: MT506-GRID



MT501C-ROUGH Shown

Rectangular Shower Drain Body
Cast Iron, PVC, ABS Rough-In

MT501C-ROUGH/CAST IRON (NO HUB) \$ 109

MT501P-ROUGH/PVC \$ 90

MT501A-ROUGH/ABS \$ 90

Allows for flexibility when installing in constrained spaces.

- Clamp down floor drain
- 2" no hub outlet (cast iron); 2" hub outlet (PVC, ABS)
- 2" throat
- 3.5" L x 4" W

Notes:



4" Square Solid Brass Grid Shower Drain

MT506-GRID

4" Square solid brass grid for shower drains.

- Includes Grid Only
- For use with MT506-ROUGH

Standard Finishes

MT506-GRID/BRN	Brushed Nickel	\$ 428
MT506-GRID/CHBRZ	Champagne Bronze	\$ 776
MT506-GRID/CPB	Polished Chrome	\$ 378
MT506-GRID/MB	Matte Black	\$ 633
MT506-GRID/ORB	Oil Rubbed Bronze	\$ 514
MT506-GRID/PN	Polished Nickel	\$ 428
MT506-GRID/SG	Satin Gold	\$ 776
MT506-GRID/VB	Venetian Bronze	\$ 514

Group 1 Finishes

All Group 1 Finishes	\$ 633
----------------------	--------

Group 2 Finishes

All Group 2 Finishes	\$ 776
----------------------	--------



4" Round Solid Nickel Bronze Plated Grid Shower Drain

MT507-GRID

4" Round solid nickel bronze plated grid for shower drains.

- Includes Grid Only
- For use with MT507-ROUGH

Standard Finishes

MT507-GRID/BRN	Brushed Nickel	\$ 428
MT507-GRID/CHBRZ	Champagne Bronze	\$ 776
MT507-GRID/CPB	Polished Chrome	\$ 378
MT507-GRID/MB	Matte Black	\$ 633
MT507-GRID/ORB	Oil Rubbed Bronze	\$ 514
MT507-GRID/PN	Polished Nickel	\$ 428
MT507-GRID/SG	Satin Gold	\$ 776
MT507-GRID/VB	Venetian Bronze	\$ 514

Group 1 Finishes

All Group 1 Finishes	\$ 633
----------------------	--------

Group 2 Finishes

All Group 2 Finishes	\$ 776
----------------------	--------



4" Square Complete Shower Drain - ABS

MT506A

Our complete shower drains come in a variety of finishes to match every fixture in your bathroom! Drain Features:

- 4" Square Grid
- Solid Brass Grid Top
- ABS Pipe
- Fits 2" Pipe

Standard Finishes

MT506A/BRN	Brushed Nickel	\$ 514
MT506A/CHBRZ	Champagne Bronze	\$ 862
MT506A/CPB	Polished Chrome	\$ 464
MT506A/MB	Matte Black	\$ 719
MT506A/ORB	Oil Rubbed Bronze	\$ 602
MT506A/PN	Polished Nickel	\$ 514
MT506A/SG	Satin Gold	\$ 862
MT506A/VB	Venetian Bronze	\$ 602

Group 1 Finishes

All Group 1 Finishes	\$ 719
----------------------	---------------

Group 2 Finishes

All Group 2 Finishes	\$ 862
----------------------	---------------

4" Square Complete Shower Drain - Cast Iron

MT506C

Our complete shower drains come in a variety of finishes to match every fixture in your bathroom! Drain Features:

- 4" Square Grid
- Solid Brass Grid Top
- Cast Iron Pipe
- Fits 2" Pipe

Standard Finishes

MT506C/BRN	Brushed Nickel	\$ 526
MT506C/CHBRZ	Champagne Bronze	\$ 871
MT506C/CPB	Polished Chrome	\$ 476
MT506C/MB	Matte Black	\$ 730
MT506C/ORB	Oil Rubbed Bronze	\$ 611
MT506C/PN	Polished Nickel	\$ 526
MT506C/SG	Satin Gold	\$ 871
MT506C/VB	Venetian Bronze	\$ 611

Group 1 Finishes

All Group 1 Finishes	\$ 730
----------------------	---------------

Group 2 Finishes

All Group 2 Finishes	\$ 871
----------------------	---------------

4" Square Complete Shower Drain - PVC

MT506P

Our complete shower drains come in a variety of finishes to match every fixture in your bathroom! Drain Features:

- 4" Square Grid
- Solid Brass Grid Top
- PVC Pipe
- Fits 2" Pipe

Standard Finishes

MT506P/BRN	Brushed Nickel	\$ 514
MT506P/CHBRZ	Champagne Bronze	\$ 862
MT506P/CPB	Polished Chrome	\$ 464
MT506P/MB	Matte Black	\$ 719
MT506P/ORB	Oil Rubbed Bronze	\$ 602
MT506P/PN	Polished Nickel	\$ 514
MT506P/SG	Satin Gold	\$ 862
MT506P/VB	Venetian Bronze	\$ 602

Group 1 Finishes

All Group 1 Finishes	\$ 719
----------------------	---------------

Group 2 Finishes

All Group 2 Finishes	\$ 862
----------------------	---------------

4" Square Complete Shower Drain - IPS Cast Iron

MT506I

Our complete shower drains come in a variety of finishes to match every fixture in your bathroom! Drain Features:

- 4" Square Grid
- Solid Brass Grid Top
- IPS Cast Iron Pipe
- Fits 2" Pipe

Standard Finishes


MT506I/BRN	Brushed Nickel	\$ 526
MT506I/CHBRZ	Champagne Bronze	\$ 871
MT506I/CPB	Polished Chrome	\$ 476
MT506I/MB	Matte Black	\$ 730
MT506I/ORB	Oil Rubbed Bronze	\$ 611
MT506I/PN	Polished Nickel	\$ 526
MT506I/SG	Satin Gold	\$ 871
MT506I/VB	Venetian Bronze	\$ 611

Group 1 Finishes

All Group 1 Finishes	\$ 730
----------------------	---------------

Group 2 Finishes

All Group 2 Finishes	\$ 871
----------------------	---------------



4" Round Complete Shower Drain - ABS

MT507A

Our complete shower drains come in a variety of finishes to match every fixture in your bathroom! Drain Features:

- 4" Round Grid
- Solid Nickel Bronze Grid Top
- ABS Pipe
- Fits 2" Pipe

Standard Finishes

MT507A/BRN	Brushed Nickel	\$514
MT507A/CHBRZ	Champagne Bronze	\$840
MT507A/CPB	Polished Chrome	\$464
MT507A/MB	Matte Black	\$719
MT507A/ORB	Oil Rubbed Bronze	\$602
MT507A/PN	Polished Nickel	\$514
MT507A/SG	Satin Gold	\$840
MT507A/VB	Venetian Bronze	\$602

Group 1 Finishes

All Group 1 Finishes **\$719**

Group 2 Finishes

All Group 2 Finishes **\$ 840**

4" Round Complete Shower Drain - PVC

MT507P

Our complete shower drains come in a variety of finishes to match every fixture in your bathroom! Drain Features:

- 4" Round Grid
- Solid Nickel Bronze Grid Top
- PVC Pipe
- Fits 2" Pipe

Standard Finishes

MT507P/BRN	Brushed Nickel	\$ 514
MT507P/CHBRZ	Champagne Bronze	\$ 840
MT507P/CPB	Polished Chrome	\$ 464
MT507P/MB	Matte Black	\$ 719
MT507P/ORB	Oil Rubbed Bronze	\$ 602
MT507P/PN	Polished Nickel	\$ 514
MT507P/SG	Satin Gold	\$ 840
MT507P/VB	Venetian Bronze	\$ 602

Group 1 Finishes

All Group 1 Finishes **\$ 719**

Group 2 Finishes

All Group 2 Finishes **\$ 840**

Notes:



Section Contents

Angle/Straight **149 - 156**

Angle/Straight Sweat **157 - 160**

Fixture Planning Diagrams

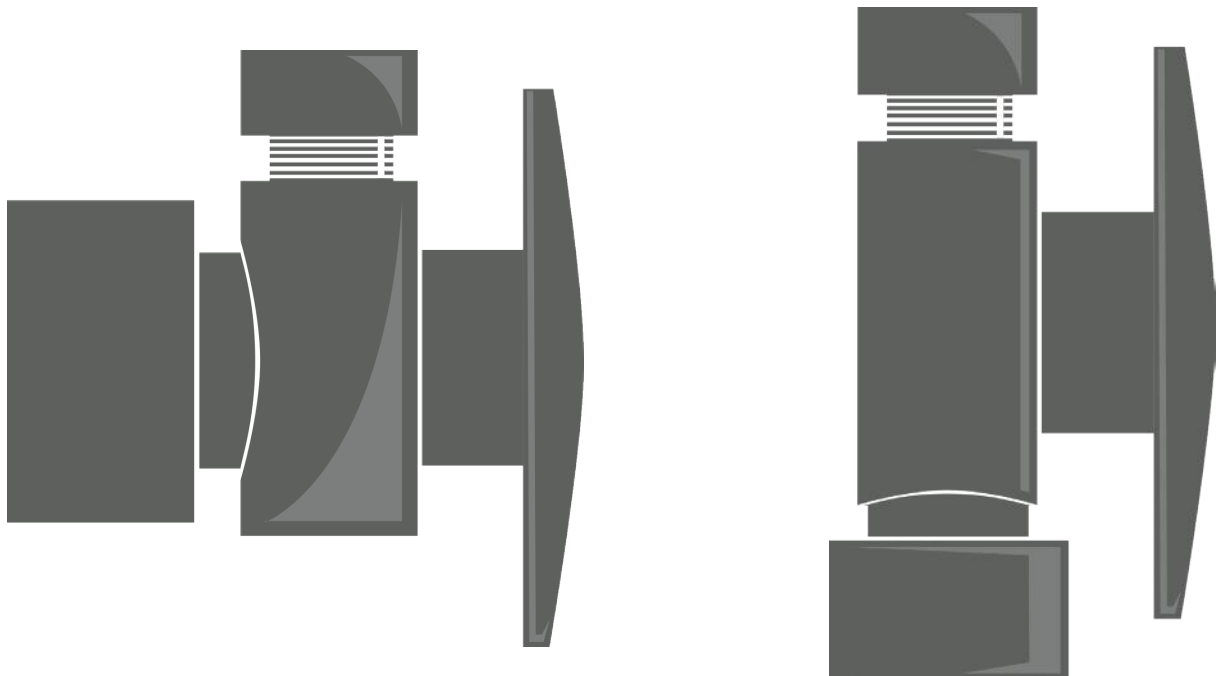
Use the bath sink, pedestal sink, toilet, and bidet fixture planning diagram to simplify your product selection and complete your design.

Bath Sink Fixture Planning Diagram **20**

Pedestal Sink Fixture Planning Diagram **21**

Toilet Fixture Planning Diagram **22**

Bidet Fixture Planning Diagram **23**



**Brass Oval Handle with 1/4 Turn Ball Valve - Lead Free**

(Angle)

**1/2" Female IPS Inlet x 3/8" O.D.
Compression Outlet****Oval Handle Angle Valve****MT401-NL**

Our oval handle angle valve is designed for a traditional look.

Standard Finishes

MT401-NL/BRN	Brushed Nickel	\$ 153
MT401-NL/CHBRZ	Champagne Bronze	\$ 204
MT401-NL/CPB	Polished Chrome	\$ 116
MT401-NL/MB	Matte Black	\$ 175
MT401-NL/ORB	Oil Rubbed Bronze	\$ 163
MT401-NL/PN	Polished Nickel	\$ 153
MT401-NL/ULB	Unlacquered Brass	\$ 116
MT401-NL/VB	Venetian Bronze	\$ 163

Group 1 Finishes

All Group 1 Finishes	\$ 175
----------------------	---------------

Group 2 Finishes

All Group 2 Finishes	\$ 204
----------------------	---------------

Brass Oval Handle with 1/4 Turn Ball Valve - Lead Free

(Angle)

**1/2" Compression (5/8" O.D.) Inlet x 3/8" O.D.
Compression Outlet****Oval Handle Angle Valve****MT403-NL**

Our oval handle angle valve is designed for a traditional look.

Standard Finishes

MT403-NL/BRN	Brushed Nickel	\$ 153
MT403-NL/CHBRZ	Champagne Bronze	\$ 248
MT403-NL/CPB	Polished Chrome	\$ 119
MT403-NL/MB	Matte Black	\$ 211
MT403-NL/ORB	Oil Rubbed Bronze	\$ 169
MT403-NL/PN	Polished Nickel	\$ 153
MT403-NL/ULB	Unlacquered Brass	\$ 119
MT403-NL/VB	Venetian Bronze	\$ 169

Group 1 Finishes

All Group 1 Finishes	\$ 211
----------------------	---------------

Group 2 Finishes

All Group 2 Finishes	\$ 248
----------------------	---------------



Brass Oval Handle with 1/4 Turn Ball Valve - Lead Free

(Straight)

1/2" Compression (5/8" O.D.) Inlet x 3/8" O.D. Compression Outlet



Oval Handle Straight Valve



MT410-NL

Our oval handle straight valve is designed for a traditional look.

Standard Finishes

MT410-NL/BRN	Brushed Nickel	\$ 140
MT410-NL/CHBRZ	Champagne Bronze	\$ 230
MT410-NL/CPB	Polished Chrome	\$ 94
MT410-NL/MB	Matte Black	\$ 176
MT410-NL/ORB	Oil Rubbed Bronze	\$ 153
MT410-NL/PN	Polished Nickel	\$ 140
MT410-NL/ULB	Unlacquered Brass	\$ 94
MT410-NL/VB	Venetian Bronze	\$ 153

Group 1 Finishes

All Group 1 Finishes	\$ 176
----------------------	--------

Group 2 Finishes

All Group 2 Finishes	\$ 230
----------------------	--------

Brass Oval Handle with 1/4 Turn Ceramic Disc Cartridge Valve - Lead Free (Angle)

1/2" Female IPS Inlet x 3/8" O.D. Compression Outlet



Oval Handle Angle Valve



MT6001-NL

Our deluxe oval handle angle valve blends with traditional or contemporary.

Standard Finishes

MT6001-NL/BRN	Brushed Nickel	\$ 159
MT6001-NL/CHBRZ	Champagne Bronze	\$ 363
MT6001-NL/CPB	Polished Chrome	\$ 138
MT6001-NL/MB	Matte Black	\$ 277
MT6001-NL/ORB	Oil Rubbed Bronze	\$ 187
MT6001-NL/PN	Polished Nickel	\$ 159
MT6001-NL/ULB	Unlacquered Brass	\$ 138
MT6001-NL/VB	Venetian Bronze	\$ 187

Group 1 Finishes

All Group 1 Finishes	\$ 277
----------------------	--------

Group 2 Finishes

All Group 2 Finishes	\$ 363
----------------------	--------

**Brass Oval Handle with 1/4 Turn Ceramic Disc Cartridge Valve - Lead Free**

(Angle)

1/2" Compression (5/8" O.D.) Inlet x 3/8" O.D. Compression Outlet**Oval Handle Angle Valve****MT6003-NL**

Our deluxe oval handle angle valve blends with traditional or contemporary.

Standard Finishes

MT6003-NL/BRN	Brushed Nickel	\$ 159
MT6003-NL/CHBRZ	Champagne Bronze	\$ 363
MT6003-NL/CPB	Polished Chrome	\$ 138
MT6003-NL/MB	Matte Black	\$ 277
MT6003-NL/ORB	Oil Rubbed Bronze	\$ 187
MT6003-NL/PN	Polished Nickel	\$ 159
MT6003-NL/ULB	Unlacquered Brass	\$ 138
MT6003-NL/VB	Venetian Bronze	\$ 187

Group 1 Finishes

All Group 1 Finishes	\$ 277
----------------------	---------------

Group 2 Finishes

All Group 2 Finishes	\$ 363
----------------------	---------------

Brass Cross Handle with 1/4 Turn Ball Valve - Lead Free

(Angle)

1/2" Female IPS Inlet x 3/8" O.D. Compression Outlet**Cross Handle Angle Valve****MT616-NL**

Our cross handle angle valve is designed for a traditional look.

Standard Finishes

MT616-NL/BRN	Brushed Nickel	\$ 183
MT616-NL/CHBRZ	Champagne Bronze	\$ 296
MT616-NL/CPB	Polished Chrome	\$ 133
MT616-NL/MB	Matte Black	\$ 248
MT616-NL/ORB	Oil Rubbed Bronze	\$ 199
MT616-NL/PN	Polished Nickel	\$ 183
MT616-NL/ULB	Unlacquered Brass	\$ 133
MT616-NL/VB	Venetian Bronze	\$ 199

Group 1 Finishes

All Group 1 Finishes	\$ 248
----------------------	---------------

Group 2 Finishes

All Group 2 Finishes	\$ 296
----------------------	---------------



Brass Cross Handle with 1/4 Turn Ball Valve - Lead Free

(Angle)

1/2" Compression (5/8" O.D.) Inlet x 3/8" O.D. Compression Outlet



Cross Handle Angle Valve



MT621-NL

Our cross handle angle valve is designed for a traditional look.

Standard Finishes

MT621-NL/BRN	Brushed Nickel	\$ 183
MT621-NL/CHBRZ	Champagne Bronze	\$ 296
MT621-NL/CPB	Polished Chrome	\$ 133
MT621-NL/MB	Matte Black	\$ 248
MT621-NL/ORB	Oil Rubbed Bronze	\$ 199
MT621-NL/PN	Polished Nickel	\$ 183
MT621-NL/ULB	Unlacquered Brass	\$ 133
MT621-NL/VB	Venetian Bronze	\$ 199

Group 1 Finishes

All Group 1 Finishes	\$ 248
----------------------	--------

Group 2 Finishes

All Group 2 Finishes	\$ 296
----------------------	--------

Brass Cross Handle with 1/4 Turn Ceramic Disc Cartridge Valve - Lead Free

(Angle)

1/2" Female IPS Inlet x 3/8" O.D. Compression Outlet



Cross Handle Angle Valve



MT4001X-NL

Our cross handle angle valve is designed for a traditional look.

Standard Finishes

MT4001X-NL/BRN	Brushed Nickel	\$ 254
MT4001X-NL/CHBRZ	Champagne Bronze	\$ 396
MT4001X-NL/CPB	Polished Chrome	\$ 173
MT4001X-NL/MB	Matte Black	\$ 301
MT4001X-NL/ORB	Oil Rubbed Bronze	\$ 266
MT4001X-NL/PN	Polished Nickel	\$ 254
MT4001X-NL/ULB	Unlacquered Brass	\$ 173
MT4001X-NL/VB	Venetian Bronze	\$ 266

Group 1 Finishes

All Group 1 Finishes	\$ 301
----------------------	--------

Group 2 Finishes

All Group 2 Finishes	\$ 396
----------------------	--------

**Brass Cross Handle with 1/4 Turn Ceramic Disc Cartridge Valve - Lead Free**

(Angle)

1/2" Compression (5/8" O.D.) Inlet x 3/8" O.D. Compression Outlet**Cross Handle Angle Valve****MT4003X-NL**

Our cross handle angle valve is designed for a traditional look.

Standard Finishes

MT4003X-NL/BRN	Brushed Nickel	\$ 254
MT4003X-NL/CHBRZ	Champagne Bronze	\$ 396
MT4003X-NL/CPB	Polished Chrome	\$ 173
MT4003X-NL/MB	Matte Black	\$ 301
MT4003X-NL/ORB	Oil Rubbed Bronze	\$ 266
MT4003X-NL/PN	Polished Nickel	\$ 254
MT4003X-NL/ULB	Unlacquered Brass	\$ 173
MT4003X-NL/VB	Venetian Bronze	\$ 266

Group 1 Finishes

All Group 1 Finishes	\$ 301
----------------------	---------------

Group 2 Finishes

All Group 2 Finishes	\$ 396
----------------------	---------------

Brass Deluxe Cross Handle with 1/4 Turn Ceramic Disc Cartridge Valve - Lead Free (Angle)**1/2" Compression (5/8" O.D.) Inlet x 3/8" O.D. Compression Outlet****Cross Handle Angle Valve****MT4004X-NL**

Our deluxe cross handle angle valve and flange is designed for a very traditional look.

- Includes flange

Standard Finishes

MT4004X-NL/BRN	Brushed Nickel	\$ 368
MT4004X-NL/CHBRZ	Champagne Bronze	\$ 585
MT4004X-NL/CPB	Polished Chrome	\$ 253
MT4004X-NL/MB	Matte Black	\$ 445
MT4004X-NL/ORB	Oil Rubbed Bronze	\$ 405
MT4004X-NL/PN	Polished Nickel	\$ 368
MT4004X-NL/ULB	Unlacquered Brass	\$ 253
MT4004X-NL/VB	Venetian Bronze	\$ 405

Group 1 Finishes

All Group 1 Finishes	\$ 445
----------------------	---------------

Group 2 Finishes

All Group 2 Finishes	\$ 585
----------------------	---------------



Contemporary Lever Handle with 1/4 Turn Ceramic Disc Cartridge Valve - Lead Free (Angle)

1/2" Female IPS Inlet x 3/8" O.D. Compression Outlet



Lever Handle Angle Valve



MT5001L-NL

Our lever handle angle valve is designed for a contemporary look.

Standard Finishes

MT5001L-NL/BRN	Brushed Nickel	\$ 217
MT5001L-NL/CHBRZ	Champagne Bronze	\$ 395
MT5001L-NL/CPB	Polished Chrome	\$ 142
MT5001L-NL/MB	Matte Black	\$ 299
MT5001L-NL/ORB	Oil Rubbed Bronze	\$ 247
MT5001L-NL/PN	Polished Nickel	\$ 217
MT5001L-NL/ULB	Unlacquered Brass	\$ 142
MT5001L-NL/VB	Venetian Bronze	\$ 247

Group 1 Finishes

All Group 1 Finishes	\$ 299
----------------------	---------------

Group 2 Finishes

All Group 2 Finishes	\$ 395
----------------------	---------------

Contemporary Lever Handle with 1/4 Turn Ceramic Disc Cartridge Valve - Lead Free (Angle)

1/2" Compression (5/8" O.D.) Inlet x 3/8" O.D. Compression Outlet



Lever Handle Angle Valve



MT5003L-NL

Our lever handle angle valve is designed for a contemporary look.

Standard Finishes

MT5003L-NL/BRN	Brushed Nickel	\$ 217
MT5003L-NL/CHBRZ	Champagne Bronze	\$ 395
MT5003L-NL/CPB	Polished Chrome	\$ 142
MT5003L-NL/MB	Matte Black	\$ 299
MT5003L-NL/ORB	Oil Rubbed Bronze	\$ 247
MT5003L-NL/PN	Polished Nickel	\$ 217
MT5003L-NL/ULB	Unlacquered Brass	\$ 142
MT5003L-NL/VB	Venetian Bronze	\$ 247

Group 1 Finishes

All Group 1 Finishes	\$ 299
----------------------	---------------

Group 2 Finishes

All Group 2 Finishes	\$ 395
----------------------	---------------

**Mini Lever Handle with 1/4 Turn Ball Valve - Lead Free**

(Angle)

1/2" Compression (5/8" O.D.) Inlet x 3/8" O.D. Compression Outlet**Lever Handle Angle Valve****MT521-NL**

Our mini lever handle angle valve is designed for a contemporary look.

Standard Finishes

MT521-NL/BRN	Brushed Nickel	\$ 167
MT521-NL/CHBRZ	Champagne Bronze	\$ 267
MT521-NL/CPB	Polished Chrome	\$ 121
MT521-NL/MB	Matte Black	\$ 227
MT521-NL/ORB	Oil Rubbed Bronze	\$ 181
MT521-NL/PN	Polished Nickel	\$ 167
MT521-NL/ULB	Unlacquered Brass	\$ 121
MT521-NL/VB	Venetian Bronze	\$ 181

Group 1 Finishes

All Group 1 Finishes	\$ 227
----------------------	---------------

Group 2 Finishes

All Group 2 Finishes	\$ 267
----------------------	---------------

Contemporary Lever Handle with 1/4 Turn Ceramic Disc Cartridge Valve - Lead Free (Straight)**1/2" Compression (5/8" O.D.) Inlet x 3/8" O.D. Compression Outlet****Lever Handle Straight Valve****MT5120L-NL**

Our lever handle straight valve is designed for a contemporary look.

Standard Finishes

MT5120L-NL/BRN	Brushed Nickel	\$ 226
MT5120L-NL/CHBRZ	Champagne Bronze	\$ 405
MT5120L-NL/CPB	Polished Chrome	\$ 155
MT5120L-NL/MB	Matte Black	\$ 310
MT5120L-NL/ORB	Oil Rubbed Bronze	\$ 257
MT5120L-NL/PN	Polished Nickel	\$ 226
MT5120L-NL/ULB	Unlacquered Brass	\$ 155
MT5120L-NL/VB	Venetian Bronze	\$ 257

Group 1 Finishes

All Group 1 Finishes	\$ 310
----------------------	---------------

Group 2 Finishes

All Group 2 Finishes	\$ 405
----------------------	---------------





Contemporary Round Handle with 1/4 Turn Ceramic Disc Cartridge Valve - Lead Free (Angle)

1/2" Compression (5/8" O.D.) Inlet x 3/8" O.D. Compression Outlet



Round Handle Angle Valve



MT6004-NL

Our round handle angle valve is designed for a contemporary look.

Standard Finishes

MT6004-NL/BRN	Brushed Nickel	\$ 308
MT6004-NL/CHBRZ	Champagne Bronze	\$ 430
MT6004-NL/CPB	Polished Chrome	\$ 202
MT6004-NL/MB	Matte Black	\$ 391
MT6004-NL/ORB	Oil Rubbed Bronze	\$ 349
MT6004-NL/PN	Polished Nickel	\$ 308
MT6004-NL/ULB	Unlacquered Brass	\$ 202
MT6004-NL/VB	Venetian Bronze	\$ 349

Group 1 Finishes

All Group 1 Finishes	\$ 391
----------------------	--------

Group 2 Finishes

All Group 2 Finishes	\$ 430
----------------------	--------

Contemporary Square Handle with 1/4 Turn Ceramic Disc Cartridge Valve - Lead Free (Angle)

1/2" Compression (5/8" O.D.) Inlet x 3/8" O.D. Compression Outlet



Square Handle Angle Valve



MT5004-NL

Our square handle angle valve is designed for a contemporary look.

Standard Finishes

MT5004-NL/BRN	Brushed Nickel	\$ 317
MT5004-NL/CHBRZ	Champagne Bronze	\$ 458
MT5004-NL/CPB	Polished Chrome	\$ 225
MT5004-NL/MB	Matte Black	\$ 418
MT5004-NL/ORB	Oil Rubbed Bronze	\$ 366
MT5004-NL/PN	Polished Nickel	\$ 317
MT5004-NL/ULB	Unlacquered Brass	\$ 225
MT5004-NL/VB	Venetian Bronze	\$ 366

Group 1 Finishes

All Group 1 Finishes	\$ 418
----------------------	--------

Group 2 Finishes

All Group 2 Finishes	\$ 458
----------------------	--------

**Brass Oval Handle with 1/4 Turn Ball Valve - Lead Free**

(Sweat - Angle)

**1/2" Copper Sweat Inlet x 3/8"
O.D. Compression Outlet****Oval Handle Angle Sweat Valve****MT316-NL**

This angle sweat valve is traditionally styled with a brass oval handle.

- Includes 5" sweat extension and bell flange

Standard Finishes

MT316-NL/BRN	Brushed Nickel	\$ 190
MT316-NL/CHBRZ	Champagne Bronze	\$ 240
MT316-NL/CPB	Polished Chrome	\$ 147
MT316-NL/MB	Matte Black	\$ 204
MT316-NL/ORB	Oil Rubbed Bronze	\$ 195
MT316-NL/PN	Polished Nickel	\$ 190
MT316-NL/ULB	Unlacquered Brass	\$ 147
MT316-NL/VB	Venetian Bronze	\$ 195

Group 1 Finishes

All Group 1 Finishes	\$ 204
----------------------	---------------

Group 2 Finishes

All Group 2 Finishes	\$ 240
----------------------	---------------

Brass Oval Handle with 1/4 Turn Ball Valve - Lead Free

(Sweat - Straight)

**1/2" Copper Sweat Inlet x 3/8"
O.D. Compression Outlet****Oval Handle Straight Sweat Valve****MT317-NL**

This straight sweat valve is traditionally styled with a brass oval handle.

- Includes 5" sweat extension and bell flange

Standard Finishes

MT317-NL/BRN	Brushed Nickel	\$ 191
MT317-NL/CHBRZ	Champagne Bronze	\$ 273
MT317-NL/CPB	Polished Chrome	\$ 134
MT317-NL/MB	Matte Black	\$ 219
MT317-NL/ORB	Oil Rubbed Bronze	\$ 218
MT317-NL/PN	Polished Nickel	\$ 191
MT317-NL/ULB	Unlacquered Brass	\$ 134
MT317-NL/VB	Venetian Bronze	\$ 218

Group 1 Finishes

All Group 1 Finishes	\$ 219
----------------------	---------------

Group 2 Finishes

All Group 2 Finishes	\$ 273
----------------------	---------------



Brass Cross Handle with 1/4 Turn Ball Valve - Lead Free

(Sweat - Angle)

1/2" Copper Sweat Inlet x 3/8" O.D. Compression Outlet



Cross Handle Angle Sweat Valve



MT629-NL

This angle sweat valve is traditionally styled with a cross handle.

- Includes 5" sweat extension and bell flange

Standard Finishes

MT629-NL/BRN	Brushed Nickel	\$ 184
MT629-NL/CHBRZ	Champagne Bronze	\$ 240
MT629-NL/CPB	Polished Chrome	\$ 147
MT629-NL/MB	Matte Black	\$ 204
MT629-NL/ORB	Oil Rubbed Bronze	\$ 195
MT629-NL/PN	Polished Nickel	\$ 184
MT629-NL/ULB	Unlacquered Brass	\$ 147
MT629-NL/VB	Venetian Bronze	\$ 195

Group 1 Finishes

All Group 1 Finishes	\$ 204
----------------------	---------------

Group 2 Finishes

All Group 2 Finishes	\$ 240
----------------------	---------------

Brass Cross Handle with 1/4 Turn Ball Valve - Lead Free

(Sweat - Straight)

1/2" Copper Sweat Inlet x 3/8" O.D. Compression Outlet



Cross Handle Straight Sweat Valve



MT631-NL

This straight sweat valve is traditionally styled with a cross handle.

- Includes 5" sweat extension and bell flange

Standard Finishes

MT631-NL/BRN	Brushed Nickel	\$ 225
MT631-NL/CHBRZ	Champagne Bronze	\$ 335
MT631-NL/CPB	Polished Chrome	\$ 183
MT631-NL/MB	Matte Black	\$ 303
MT631-NL/ORB	Oil Rubbed Bronze	\$ 254
MT631-NL/PN	Polished Nickel	\$ 225
MT631-NL/ULB	Unlacquered Brass	\$ 183
MT631-NL/VB	Venetian Bronze	\$ 254

Group 1 Finishes

All Group 1 Finishes	\$ 303
----------------------	---------------

Group 2 Finishes

All Group 2 Finishes	\$ 335
----------------------	---------------

**Brass Cross Handle with 1/4 Turn Ceramic Disc Cartridge Valve - Lead Free**

(Sweat - Angle)

**1/2" Copper Sweat Inlet x 3/8"
O.D. Compression Outlet****Cross Handle Angle Sweat Valve****MT416X-NL**

This angle sweat valve is traditionally styled with a cross handle.

- Includes 5" sweat extension and 11/16" bell flange

Standard Finishes

MT416X-NL/BRN	Brushed Nickel	\$ 303
MT416X-NL/CHBRZ	Champagne Bronze	\$ 473
MT416X-NL/CPB	Polished Chrome	\$ 233
MT416X-NL/MB	Matte Black	\$ 360
MT416X-NL/ORB	Oil Rubbed Bronze	\$ 334
MT416X-NL/PN	Polished Nickel	\$ 303
MT416X-NL/ULB	Unlacquered Brass	\$ 233
MT416X-NL/VB	Venetian Bronze	\$ 334

Group 1 Finishes

All Group 1 Finishes	\$ 360
----------------------	---------------

Group 2 Finishes

All Group 2 Finishes	\$ 473
----------------------	---------------

Brass Cross Handle with 1/4 Turn Ceramic Disc Cartridge Valve - Lead Free

(Sweat - Straight)

**1/2" Copper Sweat Inlet x 3/8"
O.D. Compression Outlet****Cross Handle Straight Sweat Valve****MT417X-NL**

This straight sweat valve is traditionally styled with a cross handle.

- Includes 5" sweat extension and 11/16" bell flange

Standard Finishes

MT417X-NL/BRN	Brushed Nickel	\$ 314
MT417X-NL/CHBRZ	Champagne Bronze	\$ 484
MT417X-NL/CPB	Polished Chrome	\$ 245
MT417X-NL/MB	Matte Black	\$ 370
MT417X-NL/ORB	Oil Rubbed Bronze	\$ 341
MT417X-NL/PN	Polished Nickel	\$ 314
MT417X-NL/ULB	Unlacquered Brass	\$ 245
MT417X-NL/VB	Venetian Bronze	\$ 341

Group 1 Finishes

All Group 1 Finishes	\$ 370
----------------------	---------------

Group 2 Finishes

All Group 2 Finishes	\$ 484
----------------------	---------------



Contemporary Lever Handle with 1/4 Turn Ceramic Disc Cartridge Valve - Lead Free (Sweat - Angle)

1/2" Copper Sweat Inlet x 3/8" O.D. Compression Outlet



Lever Handle Angle Sweat Valve



MT516L-NL

This angle sweat valve is a contemporary styled valve with a lever handle.

- Includes 5" sweat extension and 11/16" bell flange

Standard Finishes

MT516L-NL/BRN	Brushed Nickel	\$ 310
MT516L-NL/CHBRZ	Champagne Bronze	\$ 446
MT516L-NL/CPB	Polished Chrome	\$ 210
MT516L-NL/MB	Matte Black	\$ 405
MT516L-NL/ORB	Oil Rubbed Bronze	\$ 359
MT516L-NL/PN	Polished Nickel	\$ 310
MT516L-NL/ULB	Unlacquered Brass	\$ 210
MT516L-NL/VB	Venetian Bronze	\$ 359

Group 1 Finishes


All Group 1 Finishes	\$ 405
----------------------	--------

Group 2 Finishes

All Group 2 Finishes	\$ 446
----------------------	--------

Contemporary Lever Handle with 1/4 Turn Ceramic Disc Cartridge Valve - Lead Free (Sweat - Straight)

1/2" Copper Sweat Inlet x 3/8" O.D. Compression Outlet



Lever Handle Straight Sweat Valve



MT517L-NL

This straight sweat valve is a contemporary styled valve with a lever handle.

- Includes 5" sweat extension and 11/16" bell flange

Standard Finishes

MT517L-NL/BRN	Brushed Nickel	\$ 321
MT517L-NL/CHBRZ	Champagne Bronze	\$ 461
MT517L-NL/CPB	Polished Chrome	\$ 218
MT517L-NL/MB	Matte Black	\$ 418
MT517L-NL/ORB	Oil Rubbed Bronze	\$ 368
MT517L-NL/PN	Polished Nickel	\$ 321
MT517L-NL/ULB	Unlacquered Brass	\$ 218
MT517L-NL/VB	Venetian Bronze	\$ 368

Group 1 Finishes

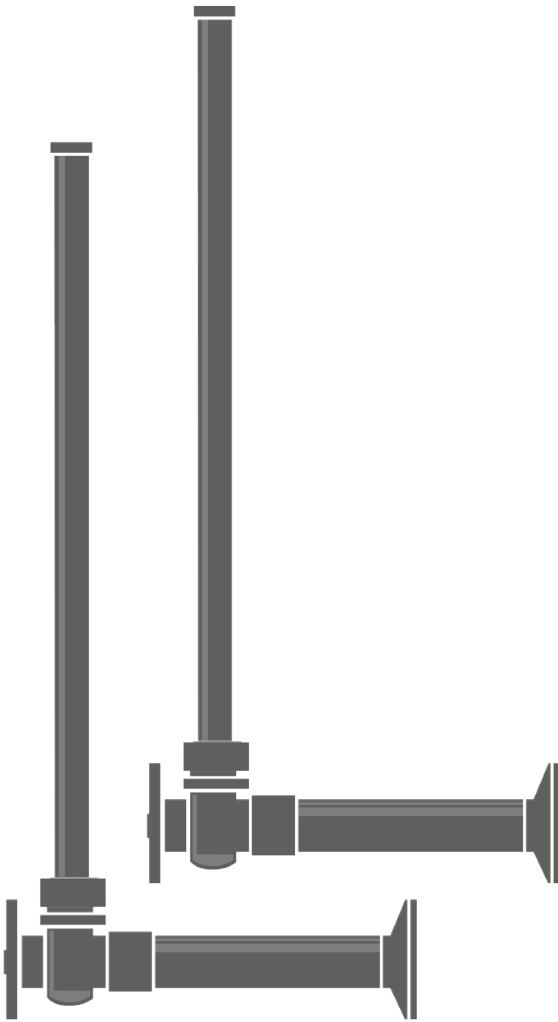
All Group 1 Finishes	\$ 418
----------------------	--------

Group 2 Finishes

All Group 2 Finishes	\$ 461
----------------------	--------



Notes:



Section Contents

Supply Parts **163 - 166**

Lavatory Supply Kit

Angle/Straight **167 - 174**

Angle Sweat **175 - 176**

Angle - Cover Tube **177**

Lavatory Supply Kit - Bottle Trap

Angle/Straight **178 - 183**

Angle Sweat **183**

Lavatory Supply Kit - P-Trap (1-1/4")

Angle/Straight **184 - 188**

Angle/Straight Sweat **188 - 189**

Lavatory Supply Kit - P-Trap (1-1/2")

Angle/Straight **189 - 193**

Angle/Straight Sweat **194**

Lavatory Supply Kit New England

Angle/Straight **195 - 202**

Angle/Straight Sweat **203 - 206**

Toilet Supply Kits

Angle/Straight **207 - 214**

Angle/Straight Sweat **215 - 217**

Angle - Cover Tube **218**

Fixture Planning Diagrams

Use the bath sink, pedestal sink, toilet, and bidet fixture planning diagram to simplify your product selection and complete your design.

Bath Sink Fixture Planning Diagram **20**

Pedestal Sink Fixture Planning Diagram **21**

Toilet Fixture Planning Diagram **22**

Bidet Fixture Planning Diagram **23**




Rigid Supply Tubes for Lavatory Connections

Bull Nose Risers

MT432X



MT4321X



Bull Nose Supply Tube For Lavatory - 20" with Metal End Piece

MT432X

Bull nose supply tube risers with metal end piece for lavatory connections.

- Rigid Supply Tube
- 3/8" O.D. x 20" Long
- Available in 20" only
- Lead Free Material
- Can be hand formed for installation, but a spring bender is recommended
- NSF/ANSI/CAN 61: Q ≤ 1

Standard Finishes

MT432X/BRN	Brushed Nickel	\$ 41
MT432X/CHBRZ	Champagne Bronze	\$ 87
MT432X/CPB	Polished Chrome	\$ 35
MT432X/MB	Matte Black	\$ 55
MT432X/ORB	Oil Rubbed Bronze	\$ 49
MT432X/PN	Polished Nickel	\$ 41
MT432X/ULB	Unlacquered Brass	\$ 35
MT432X/VB	Venetian Bronze	\$ 49

Group 1 Finishes

All Group 1 Finishes	\$ 55
----------------------	--------------

Group 2 Finishes

All Group 2 Finishes	\$ 87
----------------------	--------------

Bull Nose Supply Tube For Lavatory - 30" with Metal End Piece

MT4321X

Bull nose supply tube risers with metal end piece for lavatory connections.

- Rigid Supply Tube
- 3/8" O.D. x 30" Long
- Lead Free Material
- Can be hand formed for installation, but a spring bender is recommended
- NSF/ANSI/CAN 61: Q ≤ 1

Standard Finishes

MT4321X/BRN	Brushed Nickel	\$ 80
MT4321X/CHBRZ	Champagne Bronze	\$ 184
MT4321X/CPB	Polished Chrome	\$ 58
MT4321X/MB	Matte Black	\$ 113
MT4321X/ORB	Oil Rubbed Bronze	\$ 98
MT4321X/PN	Polished Nickel	\$ 80
MT4321X/ULB	Unlacquered Brass	\$ 58
MT4321X/VB	Venetian Bronze	\$ 98

Group 1 Finishes

All Group 1 Finishes	\$ 113
----------------------	---------------

Group 2 Finishes

All Group 2 Finishes	\$ 184
----------------------	---------------

Notes:



Flanges - Low Pattern



MT441X



MT442X

Flat Sure Grip Brass Flange

MT441X

A flat sure grip brass flange to fit over 5/8" O.D. copper tube.

- 5/8" I.D. x 2-1/2" O.D. x 13/32" HT

MT442X

A flat sure grip brass flange to fit over 1/2" IPS.

- 13/16" I.D. x 2-1/2" O.D. x 13/32" HT

Standard Finishes

MT441X/BRN	MT442X/BRN	Brushed Nickel	\$ 24
MT441X/CHBRZ	MT442X/CHBRZ	Champagne Bronze	\$ 52
MT441X/CPB	MT442X/CPB	Polished Chrome	\$ 10
MT441X/MB	MT442X/MB	Matte Black	\$ 32
MT441X/ORB	MT442X/ORB	Oil Rubbed Bronze	\$ 25
MT441X/PN	MT442X/PN	Polished Nickel	\$ 24
MT441X/ULB	MT442X/ULB	Unlacquered Brass	\$ 10
MT441X/VB	MT442X/VB	Venetian Bronze	\$ 25


Group 1 Finishes

All Group 1 Finishes	\$ 32
----------------------	--------------


Group 2 Finishes

All Group 2 Finishes	\$ 52
----------------------	--------------

Flanges - Brass Bell



MT443X



MT445X

Brass Bell Sure Grip Brass Flange

MT443X

A brass bell sure grip flange to fit over 1/2" IPS pipe nipples.

- 13/16" I.D. x 2-13/32" O.D. x 1-1/8" HT

MT445X

A brass bell sure grip flange to fit over 5/8" O.D. copper tube.

- 5/8" I.D. x 2-13/32" O.D. x 1-1/8" HT

Standard Finishes

MT443X/BRN	MT445X/BRN	Brushed Nickel	\$ 28
MT443X/CHBRZ	MT445X/CHBRZ	Champagne Bronze	\$ 54
MT443X/CPB	MT445X/CPB	Polished Chrome	\$ 14
MT443X/MB	MT445X/MB	Matte Black	\$ 34
MT443X/ORB	MT445X/ORB	Oil Rubbed Bronze	\$ 32
MT443X/PN	MT445X/PN	Polished Nickel	\$ 28
MT443X/ULB	MT445X/ULB	Unlacquered Brass	\$ 14
MT443X/VB	MT445X/VB	Venetian Bronze	\$ 32

Group 1 Finishes

All Group 1 Finishes	\$ 34
----------------------	--------------

Group 2 Finishes

All Group 2 Finishes	\$ 54
----------------------	--------------

Standard Finishes


MT4390X/BRN	Brushed Nickel	\$ 72
MT4390X/CHBRZ	Champagne Bronze	\$ 106
MT4390X/CPB	Polished Chrome	\$ 47
MT4390X/MB	Matte Black	\$ 90
MT4390X/ORB	Oil Rubbed Bronze	\$ 75
MT4390X/PN	Polished Nickel	\$ 72
MT4390X/ULB	Unlacquered Brass	\$ 47
MT4390X/VB	Venetian Bronze	\$ 75

Group 1 Finishes

All Group 1 Finishes	\$ 90
----------------------	--------------

Group 2 Finishes

All Group 2 Finishes	\$ 106
----------------------	---------------



Brass Cover Tube & Flange

MT4390X

Cover tube for O.D. Compression x O.D. Compression


- 6" cover tube that can be cut to size
- Covers 1/2" copper stub
- Includes Flange

A close-up photograph of a metal pipe with threaded ends. The pipe is oriented horizontally, showing its cylindrical body and the threaded sections at both ends. The threads are clearly visible and appear to be standard industrial threads. The metal has a slightly weathered or greyish appearance.

All Group 2 Finishes **\$ 148**

**Brass Oval Handle with 1/4 Turn Ball Valve - Lead Free**

(Angle - No Trap)

1/2" Female IPS Inlet x 3/8" O.D. Compression Outlet**Oval Handle (valve MT401-NL)****MT4934-NL**

Complete Lavatory Supply Kits include everything you need to install your bathroom lavatory sink. Our oval handle angle valve is designed for a traditional look.

- 2 - MT401-NL Angle Valves
- 2 - MT432X 3/8" x 20" Rigid Supply Tubes
- 2 - MT450X 1/2" x 4" Pipe Nipples
- 2 - MT442X Sure Grip Flanges

Standard Finishes

MT4934-NL/BRN	Brushed Nickel	\$ 572
MT4934-NL/CHBRZ	Champagne Bronze	\$ 986
MT4934-NL/CPB	Polished Chrome	\$ 416
MT4934-NL/MB	Matte Black	\$ 710
MT4934-NL/ORB	Oil Rubbed Bronze	\$ 619
MT4934-NL/PN	Polished Nickel	\$ 572
MT4934-NL/ULB	Unlacquered Brass	\$ 416
MT4934-NL/VB	Venetian Bronze	\$ 619

Group 1 Finishes

All Group 1 Finishes	\$ 710
----------------------	---------------

Group 2 Finishes

All Group 2 Finishes	\$ 986
----------------------	---------------

Oval Handle (valve MT403-NL)**MT493BO-NL**

Complete Lavatory Supply Kits include everything you need to install your bathroom lavatory sink. Our oval handle angle valve is designed for a traditional look.

- 2 - MT403-NL Angle Valves
- 2 - MT432X 3/8" x 20" Rigid Supply Tubes
- 2 - MT441X Sure Grip Flanges

Standard Finishes


MT493BO-NL/BRN	Brushed Nickel	\$ 436
MT493BO-NL/CHBRZ	Champagne Bronze	\$ 778
MT493BO-NL/CPB	Polished Chrome	\$ 326
MT493BO-NL/MB	Matte Black	\$ 595
MT493BO-NL/ORB	Oil Rubbed Bronze	\$ 484
MT493BO-NL/PN	Polished Nickel	\$ 436
MT493BO-NL/ULB	Unlaquered Brass	\$ 326
MT493BO-NL/VB	Venetian Bronze	\$ 484

Group 1 Finishes

All Group 1 Finishes	\$ 595
----------------------	---------------

Group 2 Finishes

All Group 2 Finishes	\$ 778
----------------------	---------------


1/2" Compression (5/8" O.D.) Inlet x 3/8" O.D. Compression Outlet



Brass Oval Handle with 1/4 Turn Ceramic Disc Cartridge Valve - Lead Free

(Angle - No Trap)

1/2" Female IPS Inlet x 3/8" O.D. Compression Outlet



Oval Handle (valve MT6001-NL)

MT6910-NL

Complete Lavatory Supply Kits include everything you need to install your bathroom lavatory sink. Our deluxe brass oval handle angle valve blends with traditional or contemporary fixtures.

- 2 - MT6001-NL Angle Valves
- 2 - MT432X 3/8" x 20" Rigid Supply Tubes
- 2 - MT450X 1/2" x 4" Pipe Nipples
- 2 - MT442X Sure Grip Flanges

Standard Finishes

MT6910-NL/BRN	Brushed Nickel	\$ 586
MT6910-NL/CHBRZ	Champagne Bronze	\$ 1305
MT6910-NL/CPB	Polished Chrome	\$ 458
MT6910-NL/MB	Matte Black	\$ 912
MT6910-NL/ORB	Oil Rubbed Bronze	\$ 665
MT6910-NL/PN	Polished Nickel	\$ 586
MT6910-NL/ULB	Unlaquered Brass	\$ 458
MT6910-NL/VB	Venetian Bronze	\$ 665

Group 1 Finishes

All Group 1 Finishes	\$ 912
----------------------	--------

Group 2 Finishes

All Group 2 Finishes	\$ 1305
----------------------	---------

Oval Handle (valve MT6003-NL)

MT6930-NL

Complete Lavatory Supply Kits include everything you need to install your bathroom lavatory sink. Our deluxe brass oval handle angle valve blends with traditional or contemporary fixtures.

- 2 - MT6003-NL Angle Valves
- 2 - MT432X 3/8" x 20" Rigid Supply Tubes
- 2 - MT441X Sure Grip Flanges

Standard Finishes

MT6930-NL/BRN	Brushed Nickel	\$ 448
MT6930-NL/CHBRZ	Champagne Bronze	\$ 1006
MT6930-NL/CPB	Polished Chrome	\$ 363
MT6930-NL/MB	Matte Black	\$ 725
MT6930-NL/ORB	Oil Rubbed Bronze	\$ 519
MT6930-NL/PN	Polished Nickel	\$ 448
MT6930-NL/ULB	Unlacquered Brass	\$ 363
MT6930-NL/VB	Venetian Bronze	\$ 519


Group 1 Finishes

All Group 1 Finishes	\$ 725
----------------------	--------

Group 2 Finishes

All Group 2 Finishes	\$ 1006
----------------------	---------

1/2" Compression (5/8" O.D.) Inlet x 3/8" O.D. Compression Outlet






Brass Cross Handle with 1/4 Turn Ball Valve - Lead Free

(Angle - No Trap)

1/2" Female IPS Inlet x 3/8" O.D. Compression Outlet



Cross Handle (valve MT616-NL)

MT6254X-NL

Complete Lavatory Supply Kits include everything you need to install your bathroom lavatory sink. Our cross handle angle valve is designed for a traditional look.

- 2 - MT616-NL Angle Valves
- 2 - MT432X 3/8" x 20" Rigid Supply Tubes
- 2 - MT450X 1/2" x 4" Pipe Nipples
- 2 - MT442X Sure Grip Flanges

Standard Finishes

MT6254X-NL/BRN	Brushed Nickel	\$ 632
MT6254X-NL/CHBRZ	Champagne Bronze	\$ 1167
MT6254X-NL/CPB	Polished Chrome	\$ 448
MT6254X-NL/MB	Matte Black	\$ 982
MT6254X-NL/ORB	Oil Rubbed Bronze	\$ 740
MT6254X-NL/PN	Polished Nickel	\$ 632
MT6254X-NL/ULB	Unlacquered Brass	\$ 448
MT6254X-NL/VB	Venetian Bronze	\$ 740

Group 1 Finishes

All Group 1 Finishes	\$ 982
----------------------	---------------

Group 2 Finishes

All Group 2 Finishes	\$ 1167
----------------------	----------------

Cross Handle (valve MT621-NL)

MT493BX-NL

Complete Lavatory Supply Kits include everything you need to install your bathroom lavatory sink. Our cross handle angle valve is designed for a traditional look.

- 2 - MT621-NL Angle Valves
- 2 - MT432X 3/8" x 20" Rigid Supply Tubes
- 2 - MT441X Sure Grip Flanges

Standard Finishes

MT493BX-NL/BRN	Brushed Nickel	\$ 495
MT493BX-NL/CHBRZ	Champagne Bronze	\$ 868
MT493BX-NL/CPB	Polished Chrome	\$ 353
MT493BX-NL/MB	Matte Black	\$ 672
MT493BX-NL/ORB	Oil Rubbed Bronze	\$ 545
MT493BX-NL/PN	Polished Nickel	\$ 495
MT493BX-NL/ULB	Unlacquered Brass	\$ 353
MT493BX-NL/VB	Venetian Bronze	\$ 545


Group 1 Finishes

All Group 1 Finishes	\$ 672
----------------------	---------------

Group 2 Finishes

All Group 2 Finishes	\$ 868
----------------------	---------------

1/2" Compression (5/8" O.D.) Inlet x 3/8" O.D. Compression Outlet






Brass Cross Handle with 1/4 Turn Ceramic Disc Cartridge Valve - Lead Free

(Angle - No Trap)

1/2" Female IPS Inlet x 3/8" O.D. Compression Outlet



Cross Handle (valve MT4001X-NL)

MT4910X-NL

Complete Lavatory Supply Kits include everything you need to install your bathroom lavatory sink. Our cross handle angle valve is designed for a traditional look.

- 2 - MT4001X-NL Angle Valves
- 2 - MT432X 3/8" x 20" Rigid Supply Tubes
- 2 - MT450X 1/2" x 4" Pipe Nipples
- 2 - MT442X Sure Grip Flanges

Standard Finishes

MT4910X-NL/BRN	Brushed Nickel	\$ 775
MT4910X-NL/CHBRZ	Champagne Bronze	\$ 1370
MT4910X-NL/CPB	Polished Chrome	\$ 529
MT4910X-NL/MB	Matte Black	\$ 961
MT4910X-NL/ORB	Oil Rubbed Bronze	\$ 826
MT4910X-NL/PN	Polished Nickel	\$ 775
MT4910X-NL/ULB	Unlacquered Brass	\$ 529
MT4910X-NL/VB	Venetian Bronze	\$ 826

Group 1 Finishes

All Group 1 Finishes	\$ 961
----------------------	--------

Group 2 Finishes

All Group 2 Finishes	\$ 1370
----------------------	---------

Cross Handle (valve MT4003X-NL)

MT4930X-NL

Complete Lavatory Supply Kits include everything you need to install your bathroom lavatory sink. Our cross handle angle valve is designed for a traditional look.

- 2 - MT4003X-NL Angle Valves
- 2 - MT432X 3/8" x 20" Rigid Supply Tubes
- 2 - MT441X Sure Grip Flanges

Standard Finishes

MT4930X-NL/BRN	Brushed Nickel	\$ 639
MT4930X-NL/CHBRZ	Champagne Bronze	\$ 1071
MT4930X-NL/CPB	Polished Chrome	\$ 435
MT4930X-NL/MB	Matte Black	\$ 775
MT4930X-NL/ORB	Oil Rubbed Bronze	\$ 682
MT4930X-NL/PN	Polished Nickel	\$ 639
MT4930X-NL/ULB	Unlacquered Brass	\$ 435
MT4930X-NL/VB	Venetian Bronze	\$ 682


Group 1 Finishes

All Group 1 Finishes	\$ 775
----------------------	--------

Group 2 Finishes


All Group 2 Finishes	\$ 1071
----------------------	---------

1/2" Compression (5/8" O.D.) Inlet x 3/8" O.D. Compression Outlet



**Brass Cross Handle with 1/4 Turn Ceramic Disc Cartridge Valve - Lead Free**

(Angle - No Trap)

1/2" Compression (5/8" O.D.) Inlet x 3/8" O.D. Compression Outlet**Cross Handle (valve MT4004X-NL)****MT4931X-NL**

Complete Lavatory Supply Kits include everything you need to install your bathroom lavatory sink. Our deluxe cross handle angle valve and flange is designed for a very traditional look.

- 2 - MT4004X-NL Angle Valves
- 2 - MT432X 3/8" x 20" Rigid Supply Tubes

Standard Finishes

MT4931X-NL/BRN	Brushed Nickel	\$ 816
MT4931X-NL/CHBRZ	Champagne Bronze	\$ 1343
MT4931X-NL/CPB	Polished Chrome	\$ 577
MT4931X-NL/MB	Matte Black	\$ 1000
MT4931X-NL/ORB	Oil Rubbed Bronze	\$ 909
MT4931X-NL/PN	Polished Nickel	\$ 816
MT4931X-NL/ULB	Unlacquered Brass	\$ 577
MT4931X-NL/VB	Venetian Bronze	\$ 909

Group 1 Finishes

All Group 1 Finishes **\$ 1000**

Group 2 Finishes

All Group 2 Finishes **\$ 1343**

Contemporary Lever Handle with 1/4 Turn Ceramic Disc Cartridge Valve - Lead Free (Angle - No Trap)**Lever Handle (valve MT5001L-NL)****MT5910L-NL**

Complete Lavatory Supply Kits include everything you need to install your bathroom lavatory sink. Our lever handle angle valve is designed for a contemporary look.

- 2 - MT5001L-NL Angle Valves
- 2 - MT432X 3/8" x 20" Rigid Supply Tubes
- 2 - MT450X 1/2" x 4" Pipe Nipples
- 2 - MT442X Sure Grip Flanges

Standard Finishes


MT5910L-NL/BRN	Brushed Nickel	\$ 701
MT5910L-NL/CHBRZ	Champagne Bronze	\$ 1239
MT5910L-NL/CPB	Polished Chrome	\$ 467
MT5910L-NL/MB	Matte Black	\$ 956
MT5910L-NL/ORB	Oil Rubbed Bronze	\$ 788
MT5910L-NL/PN	Polished Nickel	\$ 701
MT5910L-NL/ULB	Unlacquered Brass	\$ 467
MT5910L-NL/VB	Venetian Bronze	\$ 788

Group 1 Finishes

All Group 1 Finishes **\$ 956**

Group 2 Finishes


All Group 2 Finishes **\$ 1239**

1/2" Female IPS Inlet x 3/8" O.D. Compression Outlet



Contemporary Lever Handle with 1/4 Turn Ceramic Disc Cartridge Valve - Lead Free (Angle - No Trap)

1/2" Compression (5/8" O.D.) Inlet x 3/8" O.D. Compression Outlet



Lever Handle (valve MT5003L-NL)

MT5930L-NL

Complete Lavatory Supply Kits include everything you need to install your bathroom lavatory sink. Our lever handle angle valve is designed for a contemporary look.

- 2 - MT5003L-NL Angle Valves
- 2 - MT432X 3/8" x 20" Rigid Supply Tubes
- 2 - MT441X Sure Grip Flanges

Standard Finishes

MT5930L-NL/BRN	Brushed Nickel	\$ 564
MT5930L-NL/CHBRZ	Champagne Bronze	\$ 1029
MT5930L-NL/CPB	Polished Chrome	\$ 372
MT5930L-NL/MB	Matte Black	\$ 757
MT5930L-NL/ORB	Oil Rubbed Bronze	\$ 641
MT5930L-NL/PN	Polished Nickel	\$ 564
MT5930L-NL/ULB	Unlacquered Brass	\$ 372
MT5930L-NL/VB	Venetian Bronze	\$ 641

Group 1 Finishes

All Group 1 Finishes	\$ 757
----------------------	--------

Group 2 Finishes

All Group 2 Finishes	\$ 1029
----------------------	---------

Mini Lever Handle with 1/4 Turn Ball Valve - Lead Free

(Angle - No Trap)

Lever Handle (valve MT521-NL)

MT493BL-NL

Complete Lavatory Supply Kits include everything you need to install your bathroom lavatory sink. Our lever handle angle valve is designed for a contemporary look.

- 2 - MT521-NL Angle Valves
- 2 - MT432X 3/8" x 20" Rigid Supply Tubes
- 2 - MT441X Sure Grip Flanges

Standard Finishes

MT493BL-NL/BRN	Brushed Nickel	\$ 495
MT493BL-NL/CHBRZ	Champagne Bronze	\$ 868
MT493BL-NL/CPB	Polished Chrome	\$ 353
MT493BL-NL/MB	Matte Black	\$ 672
MT493BL-NL/ORB	Oil Rubbed Bronze	\$ 545
MT493BL-NL/PN	Polished Nickel	\$ 495
MT493BL-NL/ULB	Unlacquered Brass	\$ 353
MT493BL-NL/VB	Venetian Bronze	\$ 545


Group 1 Finishes

All Group 1 Finishes	\$ 672
----------------------	--------

Group 2 Finishes

All Group 2 Finishes	\$ 868
----------------------	--------


1/2" Compression (5/8" O.D.) Inlet x 3/8" O.D. Compression Outlet





Contemporary Round Handle with 1/4 Turn Ceramic Disc Cartridge Valve - Lead Free (Angle - No Trap)

1/2" Compression (5/8" O.D.) Inlet x 3/8" O.D. Compression Outlet



Round Handle (valve MT6004-NL)

MT6931-NL

Complete Lavatory Supply Kits include everything you need to install your bathroom lavatory sink. Our round handle angle valve is designed for a contemporary look.

- 2 - MT6004-NL Angle Valves
- 2 - MT432X 3/8" x 20" Rigid Supply Tubes

Standard Finishes

MT6931-NL/BRN	Brushed Nickel	\$ 699
MT6931-NL/CHBRZ	Champagne Bronze	\$ 1020
MT6931-NL/CPB	Polished Chrome	\$ 476
MT6931-NL/MB	Matte Black	\$ 889
MT6931-NL/ORB	Oil Rubbed Bronze	\$ 796
MT6931-NL/PN	Polished Nickel	\$ 699
MT6931-NL/ULB	Unlacquered Brass	\$ 476
MT6931-NL/VB	Venetian Bronze	\$ 796

Group 1 Finishes

All Group 1 Finishes	\$ 889
----------------------	--------

Group 2 Finishes

All Group 2 Finishes	\$ 1020
----------------------	---------

Contemporary Square Handle with 1/4 Turn Ceramic Disc Cartridge Valve - Lead Free (Angle - No Trap)

Square Handle (valve MT5004-NL)

MT5931-NL

Complete Lavatory Supply Kits include everything you need to install your bathroom lavatory sink. Our square handle angle valve is designed for a contemporary look.

- 2 - MT5004-NL Angle Valves
- 2 - MT432X 3/8" x 20" Rigid Supply Tubes

Standard Finishes

MT5931-NL/BRN	Brushed Nickel	\$ 719
MT5931-NL/CHBRZ	Champagne Bronze	\$ 1049
MT5931-NL/CPB	Polished Chrome	\$ 517
MT5931-NL/MB	Matte Black	\$ 944
MT5931-NL/ORB	Oil Rubbed Bronze	\$ 828
MT5931-NL/PN	Polished Nickel	\$ 719
MT5931-NL/ULB	Unlacquered Brass	\$ 517
MT5931-NL/VB	Venetian Bronze	\$ 828


Group 1 Finishes

All Group 1 Finishes	\$ 944
----------------------	--------

Group 2 Finishes

All Group 2 Finishes	\$ 1049
----------------------	---------

1/2" Compression (5/8" O.D.) Inlet x 3/8" O.D. Compression Outlet






Brass Oval Handle with 1/4 Turn Ball Valve - Lead Free

(Straight - No Trap)

1/2" Compression (5/8" O.D.) Inlet x 3/8" O.D. Compression Outlet



Oval Handle (valve MT410-NL)

MT4127-NL

Complete Lavatory Supply Kits include everything you need to install your bathroom lavatory sink. Our oval handle straight valve is designed for a traditional look.

- 2 - MT410-NL Straight Valves
- 2 - MT432X 3/8" x 20" Rigid Supply Tubes
- 2 - MT441X Sure Grip Flanges

Standard Finishes

MT4127-NL/BRN	Brushed Nickel	\$ 409
MT4127-NL/CHBRZ	Champagne Bronze	\$ 740
MT4127-NL/CPB	Polished Chrome	\$ 275
MT4127-NL/MB	Matte Black	\$ 525
MT4127-NL/ORB	Oil Rubbed Bronze	\$ 454
MT4127-NL/PN	Polished Nickel	\$ 409
MT4127-NL/ULB	Unlacquered Brass	\$ 275
MT4127-NL/VB	Venetian Bronze	\$ 454

Group 1 Finishes

All Group 1 Finishes	\$ 525
----------------------	--------

Group 2 Finishes

All Group 2 Finishes	\$ 740
----------------------	--------

Contemporary Lever Handle with 1/4 Turn Ceramic Disc Cartridge Valve - Lead Free

(Straight - No Trap)

Lever Handle (valve MT5120L-NL)

MT5121L-NL

Complete Lavatory Supply Kits include everything you need to install your bathroom lavatory sink. Our lever handle straight valve is designed for a contemporary look.

- 2 - MT5120L-NL Straight Valves
- 2 - MT432X 3/8" x 20" Rigid Supply Tubes
- 2 - MT441X Sure Grip Flanges

Standard Finishes

MT5121L-NL/BRN	Brushed Nickel	\$ 579
MT5121L-NL/CHBRZ	Champagne Bronze	\$ 1049
MT5121L-NL/CPB	Polished Chrome	\$ 396
MT5121L-NL/MB	Matte Black	\$ 790
MT5121L-NL/ORB	Oil Rubbed Bronze	\$ 661
MT5121L-NL/PN	Polished Nickel	\$ 579
MT5121L-NL/ULB	Unlacquered Brass	\$ 396
MT5121L-NL/VB	Venetian Bronze	\$ 661


Group 1 Finishes

All Group 1 Finishes	\$ 790
----------------------	--------

Group 2 Finishes


All Group 2 Finishes	\$ 1049
----------------------	---------

1/2" Compression (5/8" O.D.) Inlet x 3/8" O.D. Compression Outlet



**Brass Cross Handle with 1/4 Turn Ceramic Disc Cartridge Valve - Lead Free**

(Sweat - Angle - No Trap)

1/2" Copper Sweat Inlet x 3/8" O.D. Compression Outlet**Cross Handle (valve MT416X-NL)****MT8122X-NL**

Complete Lavatory Supply Kits include everything you need to install your bathroom lavatory sink. This angle sweat valve is traditionally styled with a cross handle.

- 2 - MT416X-NL Angle Sweat Valves
- 2 - MT432X 3/8" x 20" Rigid Supply Tubes

Standard Finishes

MT8122X-NL/BRN	Brushed Nickel	\$ 688
MT8122X-NL/CHBRZ	Champagne Bronze	\$ 1097
MT8122X-NL/CPB	Polished Chrome	\$ 538
MT8122X-NL/MB	Matte Black	\$ 831
MT8122X-NL/ORB	Oil Rubbed Bronze	\$ 766
MT8122X-NL/PN	Polished Nickel	\$ 688
MT8122X-NL/ULB	Unlacquered Brass	\$ 538
MT8122X-NL/VB	Venetian Bronze	\$ 766

Group 1 Finishes

All Group 1 Finishes	\$ 831
----------------------	---------------

Group 2 Finishes

All Group 2 Finishes	\$ 1097
----------------------	----------------

Brass Cross Handle with 1/4 Turn Ball Valve - Lead Free

(Sweat - Angle - No Trap)

Cross Handle (valve MT629-NL)**MT6123X-NL**

Complete Lavatory Supply Kits include everything you need to install your bathroom lavatory sink. This angle sweat valve is traditionally styled with a mini cross handle.

- 2 - MT629-NL Angle Sweat Valves
- 2 - MT432X 3/8" x 20" Rigid Supply Tubes

Standard Finishes


MT6123X-NL/BRN	Brushed Nickel	\$ 452
MT6123X-NL/CHBRZ	Champagne Bronze	\$ 655
MT6123X-NL/CPB	Polished Chrome	\$ 368
MT6123X-NL/MB	Matte Black	\$ 517
MT6123X-NL/ORB	Oil Rubbed Bronze	\$ 488
MT6123X-NL/PN	Polished Nickel	\$ 452
MT6123X-NL/ULB	Unlacquered Brass	\$ 368
MT6123X-NL/VB	Venetian Bronze	\$ 488

Group 1 Finishes

All Group 1 Finishes	\$ 517
----------------------	---------------

Group 2 Finishes

All Group 2 Finishes	\$ 655
----------------------	---------------

1/2" Copper Sweat Inlet x 3/8" O.D. Compression Outlet



Brass Cross Handle with 1/4 Turn Ball Valve - Lead Free

(Cover Tube - No Trap)

1/2" Compression (5/8" O.D.) Inlet x 3/8" O.D. Compression Outlet



Cross Handle (valve MT621-NL)

MT593BX-NL

Complete Lavatory Supply Kits include everything you need to install your bathroom lavatory sink. Our cross handle angle valve is designed for a traditional look.

- 2 - MT621-NL Angle Valves
- 2 - MT432X 3/8" x 20" Rigid Supply Tubes
- 2 - MT4390X Cover Tubes

Standard Finishes

MT593BX-NL/BRN	Brushed Nickel	\$ 593
MT593BX-NL/CHBRZ	Champagne Bronze	\$ 976
MT593BX-NL/CPB	Polished Chrome	\$ 431
MT593BX-NL/MB	Matte Black	\$ 790
MT593BX-NL/PN	Polished Nickel	\$ 593

Group 1 Finishes

All Group 1 Finishes	\$ 790
----------------------	---------------

Group 2 Finishes

All Group 2 Finishes	\$ 976
----------------------	---------------

Mini Lever Handle with 1/4 Turn Ball Valve - Lead Free

(Cover Tube - No Trap)

Lever Handle (valve MT521-NL)

MT593BL-NL

Complete Lavatory Supply Kits include everything you need to install your bathroom lavatory sink. Our mini lever handle angle valve is designed for a contemporary look.

- 2 - MT521-NL Angle Valves
- 2 - MT432X 3/8" x 20" Rigid Supply Tubes
- 2 - MT4390X Cover Tubes

Standard Finishes

MT593BL-NL/BRN	Brushed Nickel	\$ 561
MT593BL-NL/CHBRZ	Champagne Bronze	\$ 921
MT593BL-NL/CPB	Polished Chrome	\$ 409
MT593BL-NL/MB	Matte Black	\$ 745
MT593BL-NL/PN	Polished Nickel	\$ 561

Group 1 Finishes

All Group 1 Finishes	\$ 745
----------------------	---------------

Group 2 Finishes

All Group 2 Finishes	\$ 921
----------------------	---------------

1/2" Compression (5/8" O.D.) Inlet x 3/8" O.D. Compression Outlet





Brass Oval Handle with 1/4 Turn Ceramic Disc Cartridge Valve - Lead Free

(Angle - Bottle Trap)

1/2" Compression (5/8" O.D.) Inlet x 3/8" O.D. Compression Outlet



Oval Handle (valve MT6003-NL)

MT9000-NL

Complete Lavatory Supply with Decorative Bottle Trap Kits include everything you need to install your bathroom lavatory sink. Our deluxe brass oval handle angle valve blends with traditional or contemporary fixtures.

- 2 - MT6003-NL Angle Valves
- 2 - MT432X 3/8" x 20" Rigid Supply Tubes
- 2 - MT441X Sure Grip Flanges
- 1 - MT1000 1-1/4" x 1-1/4" Lavatory Trap w/ Flange

Standard Finishes

MT9000-NL/BRN	Brushed Nickel	\$ 842
MT9000-NL/CHBRZ	Champagne Bronze	\$ 1829
MT9000-NL/CPB	Polished Chrome	\$ 695
MT9000-NL/MB	Matte Black	\$ 1370
MT9000-NL/ORB	Oil Rubbed Bronze	\$ 1096
MT9000-NL/PN	Polished Nickel	\$ 842
MT9000-NL/ULB	Unlacquered Brass	\$ 695
MT9000-NL/VB	Venetian Bronze	\$ 1096

Group 1 Finishes

All Group 1 Finishes	\$ 1370
----------------------	----------------

Group 2 Finishes

All Group 2 Finishes	\$ 1829
----------------------	----------------

Brass Oval Handle with 1/4 Turn Ball Valve - Lead Free

(Angle - Bottle Trap)

Oval Handle (valve MT403-NL)

MT8002-NL

Complete Lavatory Supply with Decorative Bottle Trap Kits include everything you need to install your bathroom lavatory sink. Our oval handle angle valve is designed for a traditional look.

- 2 - MT403-NL Angle Valves
- 2 - MT432X 3/8" x 20" Rigid Supply Tubes
- 2 - MT441X Sure Grip Flanges
- 1 - MT1000 1-1/4" x 1-1/4" Lavatory Trap w/ Flange

Standard Finishes

MT8002-NL/BRN	Brushed Nickel	\$ 810
MT8002-NL/CHBRZ	Champagne Bronze	\$ 1643
MT8002-NL/CPB	Polished Chrome	\$ 642
MT8002-NL/MB	Matte Black	\$ 1208
MT8002-NL/ORB	Oil Rubbed Bronze	\$ 1035
MT8002-NL/PN	Polished Nickel	\$ 810
MT8002-NL/ULB	Unlacquered Brass	\$ 642
MT8002-NL/VB	Venetian Bronze	\$ 1035

Group 1 Finishes

All Group 1 Finishes	\$ 1208
----------------------	----------------

Group 2 Finishes

All Group 2 Finishes	\$ 1643
----------------------	----------------

1/2" Compression (5/8" O.D.) Inlet x 3/8" O.D. Compression Outlet



**Brass Cross Handle with 1/4 Turn Ceramic Disc Cartridge Valve - Lead Free**

(Angle - Bottle Trap)

1/2" Compression (5/8" O.D.) Inlet x 3/8" O.D. Compression Outlet**Cross Handle (valve MT4003X-NL)****MT8000-NL**

Complete Lavatory Supply with Decorative Bottle Trap
Kits include everything you need to install your bathroom lavatory sink. Our cross handle angle valve is designed for a traditional look.

- 2 - MT4003X-NL Angle Valves
- 2 - MT432X 3/8" x 20" Rigid Supply Tubes
- 2 - MT441X Sure Grip Flanges
- 1 - MT1000 1-1/4" x 1-1/4" Lavatory Trap w/ Flange

Standard Finishes

MT8000-NL/BRN	Brushed Nickel	\$ 1030
MT8000-NL/CHBRZ	Champagne Bronze	\$ 1894
MT8000-NL/CPB	Polished Chrome	\$ 766
MT8000-NL/MB	Matte Black	\$ 1419
MT8000-NL/ORB	Oil Rubbed Bronze	\$ 1256
MT8000-NL/PN	Polished Nickel	\$ 1030
MT8000-NL/ULB	Unlacquered Brass	\$ 766
MT8000-NL/VB	Venetian Bronze	\$ 1256

Group 1 Finishes

All Group 1 Finishes	\$ 1419
----------------------	----------------

Group 2 Finishes

All Group 2 Finishes	\$ 1894
----------------------	----------------

Cross Handle (valve MT4004X-NL)**MT8001-NL**

Complete Lavatory Supply with Decorative Bottle Trap
Kits include everything you need to install your bathroom lavatory sink. Our deluxe cross handle angle valve and flange is designed for a very traditional look.

- 2 - MT4004X-NL Angle Valves
- 2 - MT432X 3/8" x 20" Rigid Supply Tubes
- 1 - MT1000 1-1/4" x 1-1/4" Lavatory Trap w/ Flange

Standard Finishes

MT8001-NL/BRN	Brushed Nickel	\$ 1208
MT8001-NL/CHBRZ	Champagne Bronze	\$ 2166
MT8001-NL/CPB	Polished Chrome	\$ 909
MT8001-NL/MB	Matte Black	\$ 1644
MT8001-NL/ORB	Oil Rubbed Bronze	\$ 1484
MT8001-NL/PN	Polished Nickel	\$ 1208
MT8001-NL/ULB	Unlacquered Brass	\$ 909
MT8001-NL/VB	Venetian Bronze	\$ 1484

Group 1 Finishes

All Group 1 Finishes	\$ 1644
----------------------	----------------

Group 2 Finishes

All Group 2 Finishes	\$ 2166
----------------------	----------------

1/2" Compression (5/8" O.D.) Inlet x 3/8" O.D. Compression Outlet



Brass Cross Handle with 1/4 Turn Ball Valve - Lead Free

(Angle - Bottle Trap)

1/2" Compression (5/8" O.D.) Inlet x 3/8" O.D. Compression Outlet



Cross Handle (valve MT621-NL)

MT7002-NL

Complete Lavatory Supply with Decorative Bottle Trap Kits include everything you need to install your bathroom lavatory sink. Our mini cross handle angle valve and flange is designed for a very traditional look.

- 2 - MT621-NL Angle Valves
- 2 - MT432X 3/8" x 20" Rigid Supply Tubes
- 2 - MT441X Sure Grip Flanges
- 1 - MT1000 1-1/4" x 1-1/4" Lavatory Trap w/ Flange

Standard Finishes

MT7002-NL/BRN	Brushed Nickel	\$ 869
MT7002-NL/CHBRZ	Champagne Bronze	\$ 1734
MT7002-NL/CPB	Polished Chrome	\$ 670
MT7002-NL/MB	Matte Black	\$ 1287
MT7002-NL/ORB	Oil Rubbed Bronze	\$ 1096
MT7002-NL/PN	Polished Nickel	\$ 869
MT7002-NL/ULB	Unlacquered Brass	\$ 670
MT7002-NL/VB	Venetian Bronze	\$ 1096

Group 1 Finishes

All Group 1 Finishes	\$ 1287
----------------------	----------------

Group 2 Finishes

All Group 2 Finishes	\$ 1734
----------------------	----------------

Contemporary Lever Handle with 1/4 Turn Ceramic Disc Cartridge Valve - Lead Free

(Angle - Bottle Trap)

Lever Handle (valve MT5003L-NL)

MT7000-NL

Complete Lavatory Supply with Decorative Bottle Trap Kits include everything you need to install your bathroom lavatory sink. Our lever handle angle valve is designed for a contemporary look.

- 2 - MT5003L-NL Angle Valves
- 2 - MT432X 3/8" x 20" Rigid Supply Tubes
- 2 - MT441X Sure Grip Flanges
- 1 - MT1000 1-1/4" x 1-1/4" Lavatory Trap w/ Flange

Standard Finishes

MT7000-NL/BRN	Brushed Nickel	\$ 1076
MT7000-NL/CHBRZ	Champagne Bronze	\$ 2080
MT7000-NL/CPB	Polished Chrome	\$ 791
MT7000-NL/MB	Matte Black	\$ 1588
MT7000-NL/ORB	Oil Rubbed Bronze	\$ 1358
MT7000-NL/PN	Polished Nickel	\$ 1076
MT7000-NL/ULB	Unlacquered Brass	\$ 791
MT7000-NL/VB	Venetian Bronze	\$ 1358

Group 1 Finishes

All Group 1 Finishes	\$ 1588
----------------------	----------------

Group 2 Finishes

All Group 2 Finishes	\$ 2080
----------------------	----------------

1/2" Compression (5/8" O.D.) Inlet x 3/8" O.D. Compression Outlet






Contemporary Lever Handle with 1/4 Turn Ceramic Disc Cartridge Valve - Lead Free

(Angle - Round Bottle Trap w/ Clean-Out Plug)

Lever Handle (valve MT5003L-NL)

1/2" Compression (5/8" O.D.) Inlet x 3/8" O.D. Compression Outlet



MT9004-NL

Complete Lavatory Supply Kits with Decorative Round Bottle Trap with Clean-Out Plug include everything you need to install your bathroom lavatory sink. Our lever handle angle valve is designed for a contemporary look.

- 2 - MT5003L-NL Angle Valves
- 2 - MT432X 3/8" x 20" Rigid Supply Tubes
- 2 - MT441X Sure Grip Flanges
- 1 - MT2000-2 1-1/4" x 1-1/4" Lavatory Trap w/ Flange

Standard Finishes

MT9004-NL/BRN	Brushed Nickel	\$ 1046
MT9004-NL/CHBRZ	Champagne Bronze	\$ 1890
MT9004-NL/CPB	Polished Chrome	\$ 797
MT9004-NL/MB	Matte Black	\$ 1385
MT9004-NL/ORB	Oil Rubbed Bronze	\$ 1226
MT9004-NL/PN	Polished Nickel	\$ 1046
MT9004-NL/ULB	Unlacquered Brass	\$ 797
MT9004-NL/VB	Venetian Bronze	\$ 1226

Group 1 Finishes

All Group 1 Finishes	\$ 1385
----------------------	----------------

Group 2 Finishes

All Group 2 Finishes	\$ 1890
----------------------	----------------

Mini Lever Handle with 1/4 Turn Ball Valve - Lead Free

(Angle - Round Bottle Trap w/ Clean-Out Plug)

Lever Handle (valve MT521-NL)

MT6002-NL

Complete Lavatory Supply Kits with Decorative Round Bottle Trap with Clean-Out Plug include everything you need to install your bathroom lavatory sink. Our lever handle angle valve is designed for a contemporary look.

- 2 - MT521-NL Angle Valves
- 2 - MT432X 3/8" x 20" Rigid Supply Tubes
- 2 - MT441X Sure Grip Flanges
- 1 - MT2000-2 1-1/4" x 1-1/4" Lavatory Trap w/ Flange

Standard Finishes

MT6002-NL/BRN	Brushed Nickel	\$ 1002
MT6002-NL/CHBRZ	Champagne Bronze	\$ 1778
MT6002-NL/CPB	Polished Chrome	\$ 778
MT6002-NL/MB	Matte Black	\$ 1322
MT6002-NL/ORB	Oil Rubbed Bronze	\$ 1155
MT6002-NL/PN	Polished Nickel	\$ 1002
MT6002-NL/ULB	Unlacquered Brass	\$ 778
MT6002-NL/VB	Venetian Bronze	\$ 1155

Group 1 Finishes

All Group 1 Finishes	\$ 1322
----------------------	----------------

Group 2 Finishes

All Group 2 Finishes	\$ 1778
----------------------	----------------


1/2" Compression (5/8" O.D.) Inlet x 3/8" O.D. Compression Outlet





Contemporary Round Handle with 1/4 Turn Ceramic Disc Cartridge Valve - Lead Free (Angle - Round Bottle Trap w/ Clean-Out Plug)

1/2" Compression (5/8" O.D.) Inlet x 3/8" O.D. Compression Outlet



Round Handle (valve MT6004-NL)

MT9002-NL

Complete Lavatory Supply Kits with Decorative Round Bottle Trap with Clean-Out Plug include everything you need to install your bathroom lavatory sink. Our round handle angle valve is designed for a contemporary look.

- 2 - MT6004-NL Angle Valves
- 2 - MT432X 3/8" x 20" Rigid Supply Tubes
- 1 - MT2000-2 1-1/4" x 1-1/4" Lavatory Trap w/ Flange

Standard Finishes

MT9002-NL/BRN	Brushed Nickel	\$ 1227
MT9002-NL/CHBRZ	Champagne Bronze	\$ 1845
MT9002-NL/CPB	Polished Chrome	\$ 918
MT9002-NL/MB	Matte Black	\$ 1490
MT9002-NL/ORB	Oil Rubbed Bronze	\$ 1429
MT9002-NL/PN	Polished Nickel	\$ 1227
MT9002-NL/ULB	Unlacquered Brass	\$ 918
MT9002-NL/VB	Venetian Bronze	\$ 1429

Group 1 Finishes

All Group 1 Finishes	\$ 1490
----------------------	---------

Group 2 Finishes

All Group 2 Finishes	\$ 1845
----------------------	---------

Contemporary Square Handle with 1/4 Turn Ceramic Disc Cartridge Valve - Lead Free (Angle - Square Bottle Trap)

Square Handle (valve MT5004-NL)

MT7001-NL

Complete Lavatory Supply Kits with Decorative Square Bottle Trap include everything you need to install your bathroom lavatory sink. Our square handle angle valve is designed for a contemporary look.

- 2 - MT5004-NL Angle Valves
- 2 - MT432X 3/8" x 20" Rigid Supply Tubes
- 1 - MT3000 1-1/4" x 1-1/4" Lavatory Trap w/ Flange

Standard Finishes

MT7001-NL/BRN	Brushed Nickel	\$ 1202
MT7001-NL/CHBRZ	Champagne Bronze	\$ 1799
MT7001-NL/CPB	Polished Chrome	\$ 921
MT7001-NL/MB	Matte Black	\$ 1525
MT7001-NL/ORB	Oil Rubbed Bronze	\$ 1357
MT7001-NL/PN	Polished Nickel	\$ 1202
MT7001-NL/ULB	Unlacquered Brass	\$ 921
MT7001-NL/VB	Venetian Bronze	\$ 1357

Group 1 Finishes

All Group 1 Finishes	\$ 1525
----------------------	---------

Group 2 Finishes

All Group 2 Finishes	\$ 1799
----------------------	---------

1/2" Compression (5/8" O.D.) Inlet x 3/8" O.D. Compression Outlet





Brass Oval Handle with 1/4 Turn Ball Valve - Lead Free

(Straight - Bottle Trap)

1/2" Compression (5/8" O.D.) Inlet x 3/8" O.D. Compression Outlet



Oval Handle (valve MT410-NL)

MT4420-NL

Complete Lavatory Supply with Decorative Bottle Trap Kits include everything you need to install your bathroom lavatory sink. Our oval handle straight valve is designed for a traditional look.

- 2 - MT410-NL Straight Valves
- 2 - MT432X 3/8" x 20" Rigid Supply Tubes
- 2 - MT441X Sure Grip Flanges
- 1 - MT1000 1-1/4" x 1-1/4" Lavatory Trap w/ Flange

Standard Finishes

MT4420-NL/BRN	Brushed Nickel	\$ 800
MT4420-NL/CHBRZ	Champagne Bronze	\$ 1525
MT4420-NL/CPB	Polished Chrome	\$ 606
MT4420-NL/MB	Matte Black	\$ 1168
MT4420-NL/ORB	Oil Rubbed Bronze	\$ 1028
MT4420-NL/PN	Polished Nickel	\$ 800
MT4420-NL/ULB	Unlacquered Brass	\$ 606
MT4420-NL/VB	Venetian Bronze	\$ 1028

Group 1 Finishes

All Group 1 Finishes	\$ 1168
----------------------	----------------

Group 2 Finishes

All Group 2 Finishes	\$ 1525
----------------------	----------------

Brass Oval Handle with 1/4 Turn Ball Valve - Lead Free

(Sweat - Angle - Bottle Trap)

Oval Handle (valve MT316-NL)

MT3320X-NL

Complete Lavatory Supply with Decorative Bottle Trap Kits include everything you need to install your bathroom lavatory sink. Our oval handle angle sweat valve is designed for a traditional look.

- 2 - MT316-NL Angle Sweat Valves
- 2 - MT432X 3/8" x 20" Rigid Supply Tubes
- 1 - MT1000 1-1/4" x 1-1/4" Lavatory Trap w/ Flange

Standard Finishes

MT3320X-NL/BRN	Brushed Nickel	\$ 833
MT3320X-NL/CHBRZ	Champagne Bronze	\$ 1519
MT3320X-NL/CPB	Polished Chrome	\$ 684
MT3320X-NL/MB	Matte Black	\$ 1132
MT3320X-NL/ORB	Oil Rubbed Bronze	\$ 1037
MT3320X-NL/PN	Polished Nickel	\$ 833
MT3320X-NL/ULB	Unlacquered Brass	\$ 684
MT3320X-NL/VB	Venetian Bronze	\$ 1037

Group 1 Finishes

All Group 1 Finishes	\$ 1132
----------------------	----------------

Group 2 Finishes



All Group 2 Finishes	\$ 1519
----------------------	----------------

1/2" Copper Sweat Inlet x 3/8" O.D. Compression Outlet





Bottle and P-Trap Kit Table of Contents

Image	Model Number	Kit Pages	Trap Only Information
	MT1000	178 - 180, 183	231
	MT2000-2	181 - 182	232
	MT3000	182	231
	MT301X (1-1/4" x 1-1/4")	184 - 189	234
	MT302X (1-1/2" x 1-1/2")	189 - 194	234
	MT304X (1-1/4" x 1-1/2")	195 - 206	235

Brass Oval Handle with 1/4 Turn Ball Valve - Lead Free

(Angle - P-Trap 1-1/4" x 1-1/4")

Oval Handle (valve MT403-NL)

MT7200-NL

Complete Lavatory Supply Kits with P-Trap include everything you need to install your bathroom lavatory sink. Our oval handle angle valve is designed for a traditional look.

- 2 - MT403-NL Angle Valves
- 2 - MT432X 3/8" x 20" Rigid Supply Tubes
- 2 - MT441X Sure Grip Flanges
- 1 - MT301X 1-1/4" x 1-1/4" P-Trap
- 1 - MT314X High Box Flange

Standard Finishes

MT7200-NL/BRN	Brushed Nickel	\$ 711
MT7200-NL/CHBRZ	Champagne Bronze	\$ 1300
MT7200-NL/CPB	Polished Chrome	\$ 538
MT7200-NL/MB	Matte Black	\$ 995
MT7200-NL/ORB	Oil Rubbed Bronze	\$ 842
MT7200-NL/PN	Polished Nickel	\$ 711
MT7200-NL/ULB	Unlacquered Brass	\$ 538
MT7200-NL/VB	Venetian Bronze	\$ 842

Group 1 Finishes

All Group 1 Finishes	\$ 995
----------------------	--------

Group 2 Finishes

All Group 2 Finishes	\$ 1300
----------------------	---------

1/2" Compression (5/8" O.D.) Inlet x 3/8" O.D. Compression Outlet



**Brass Oval Handle with 1/4 Turn Ceramic Disc Cartridge Valve - Lead Free**

(Angle - P-Trap 1-1/4" x 1-1/4")

1/2" Compression (5/8" O.D.) Inlet x 3/8" O.D. Compression Outlet**Oval Handle (valve MT6003-NL)****MT9100-NL**

Complete Lavatory Supply Kits with P-Trap include everything you need to install your bathroom lavatory sink. Our deluxe brass oval handle angle valve blends with traditional or contemporary fixtures.

- 2 - MT6003-NL Angle Valves
- 2 - MT432X 3/8" x 20" Rigid Supply Tubes
- 2 - MT441X Sure Grip Flanges
- 1 - MT301X 1-1/4" x 1-1/4" P-Trap
- 1 - MT314X High Box Flange

Standard Finishes

MT9100-NL/BRN	Brushed Nickel	\$ 712
MT9100-NL/CHBRZ	Champagne Bronze	\$ 1507
MT9100-NL/CPB	Polished Chrome	\$ 567
MT9100-NL/MB	Matte Black	\$ 1112
MT9100-NL/ORB	Oil Rubbed Bronze	\$ 863
MT9100-NL/PN	Polished Nickel	\$ 712
MT9100-NL/ULB	Unlacquered Brass	\$ 567
MT9100-NL/VB	Venetian Bronze	\$ 863

Group 1 Finishes

All Group 1 Finishes	\$ 1112
----------------------	----------------

Group 2 Finishes

All Group 2 Finishes	\$ 1507
----------------------	----------------

Brass Cross Handle with 1/4 Turn Ball Valve - Lead Free (Angle - P-Trap 1-1/4" x 1-1/4")**Cross Handle (valve MT621-NL)****MT4431X-NL**

Complete Lavatory Supply Kits with P-Trap include everything you need to install your bathroom lavatory sink. Our cross handle angle valve is designed for a traditional look.

- 2 - MT621-NL Angle Valves
- 2 - MT432X 3/8" x 20" Rigid Supply Tubes
- 2 - MT441X Sure Grip Flanges
- 1 - MT301X 1-1/4" x 1-1/4" P-Trap
- 1 - MT314X High Box Flange

Standard Finishes

MT4431X-NL/BRN	Brushed Nickel	\$ 772
MT4431X-NL/CHBRZ	Champagne Bronze	\$ 1390
MT4431X-NL/CPB	Polished Chrome	\$ 567
MT4431X-NL/MB	Matte Black	\$ 1072
MT4431X-NL/ORB	Oil Rubbed Bronze	\$ 901
MT4431X-NL/PN	Polished Nickel	\$ 772
MT4431X-NL/ULB	Unlacquered Brass	\$ 567
MT4431X-NL/VB	Venetian Bronze	\$ 901

Group 1 Finishes

All Group 1 Finishes	\$ 1072
----------------------	----------------

Group 2 Finishes

All Group 2 Finishes	\$ 1390
----------------------	----------------

1/2" Compression (5/8" O.D.) Inlet x 3/8" O.D. Compression Outlet



Brass Cross Handle with 1/4 Turn Ceramic Disc Cartridge Valve - Lead Free

(Angle - P-Trap 1-1/4" x 1-1/4")

1/2" Compression (5/8" O.D.) Inlet x 3/8" O.D. Compression Outlet



Cross Handle (valve MT4003X-NL)

MT8100-NL

Complete Lavatory Supply Kits with P-Trap include everything you need to install your bathroom lavatory sink. Our cross handle angle valve is designed for a traditional look.

- 2 - MT4003X-NL Angle Valves
- 2 - MT432X 3/8" x 20" Rigid Supply Tubes
- 2 - MT441X Sure Grip Flanges
- 1 - MT301X 1-1/4" x 1-1/4" P-Trap
- 1 - MT314X High Box Flange

Standard Finishes

MT8100-NL/BRN	Brushed Nickel	\$ 902
MT8100-NL/CHBRZ	Champagne Bronze	\$ 1572
MT8100-NL/CPB	Polished Chrome	\$ 638
MT8100-NL/MB	Matte Black	\$ 1161
MT8100-NL/ORB	Oil Rubbed Bronze	\$ 1024
MT8100-NL/PN	Polished Nickel	\$ 902
MT8100-NL/ULB	Unlacquered Brass	\$ 638
MT8100-NL/VB	Venetian Bronze	\$ 1024

Group 1 Finishes

All Group 1 Finishes	\$ 1161
----------------------	----------------

Group 2 Finishes

All Group 2 Finishes	\$ 1572
----------------------	----------------

Brass Cross Handle with 1/4 Turn Ceramic Disc Cartridge Valve - Lead Free

(Angle - P-Trap 1-1/4" x 1-1/4")

Cross Handle (valve MT4004X-NL)

MT8103-NL

Complete Lavatory Supply Kits with P-Trap include everything you need to install your bathroom lavatory sink. Our deluxe cross handle angle valve and flange is designed for a very traditional look.

- 2 - MT4004X-NL Angle Valves
- 2 - MT432X 3/8" x 20" Rigid Supply Tubes
- 1 - MT301X 1-1/4" x 1-1/4" P-Trap
- 1 - MT314X High Box Flange

Standard Finishes

MT8103-NL/BRN	Brushed Nickel	\$ 1079
MT8103-NL/CHBRZ	Champagne Bronze	\$ 1844
MT8103-NL/CPB	Polished Chrome	\$ 779
MT8103-NL/MB	Matte Black	\$ 1385
MT8103-NL/ORB	Oil Rubbed Bronze	\$ 1251
MT8103-NL/PN	Polished Nickel	\$ 1079
MT8103-NL/ULB	Unlacquered Brass	\$ 779
MT8103-NL/VB	Venetian Bronze	\$ 1251

Group 1 Finishes

All Group 1 Finishes	\$ 1385
----------------------	----------------

Group 2 Finishes

All Group 2 Finishes	\$ 1844
----------------------	----------------

1/2" Compression (5/8" O.D.) Inlet x 3/8" O.D. Compression Outlet





Contemporary Lever Handle with 1/4 Turn Ceramic Disc Cartridge Valve - Lead Free

(Angle - P-Trap 1-1/4" x 1-1/4")

1/2" Compression (5/8" O.D.) Inlet x 3/8" O.D. Compression Outlet



Lever Handle (valve MT5003L-NL)

MT7100-NL

Complete Lavatory Supply Kits with P-Trap include everything you need to install your bathroom lavatory sink. Our lever handle angle valve is designed for a contemporary look.

- 2 - MT5003L-NL Angle Valves
- 2 - MT432X 3/8" x 20" Rigid Supply Tubes
- 2 - MT441X Sure Grip Flanges
- 1 - MT301X 1-1/4" x 1-1/4" P-Trap
- 1 - MT314X High Box Flange

Standard Finishes

MT7100-NL/BRN	Brushed Nickel	\$ 828
MT7100-NL/CHBRZ	Champagne Bronze	\$ 1531
MT7100-NL/CPB	Polished Chrome	\$ 576
MT7100-NL/MB	Matte Black	\$ 1155
MT7100-NL/ORB	Oil Rubbed Bronze	\$ 985
MT7100-NL/PN	Polished Nickel	\$ 828
MT7100-NL/ULB	Unlacquered Brass	\$ 576
MT7100-NL/VB	Venetian Bronze	\$ 985

Group 1 Finishes

All Group 1 Finishes	\$ 1155
----------------------	----------------

Group 2 Finishes

All Group 2 Finishes	\$ 1531
----------------------	----------------

Mini Lever Handle with 1/4 Turn Ball Valve - Lead Free

(Angle - P-Trap 1-1/4" x 1-1/4")

Lever Handle (valve MT521-NL)

MT5431-NL

Complete Lavatory Supply Kits with P-Trap include everything you need to install your bathroom lavatory sink. Our mini lever handle angle valve is designed for a contemporary look.

- 2 - MT521-NL Angle Valves
- 2 - MT432X 3/8" x 20" Rigid Supply Tubes
- 2 - MT441X Sure Grip Flanges
- 1 - MT301X 1-1/4" x 1-1/4" P-Trap
- 1 - MT314X High Box Flange

Standard Finishes

MT5431-NL/BRN	Brushed Nickel	\$ 772
MT5431-NL/CHBRZ	Champagne Bronze	\$ 1390
MT5431-NL/CPB	Polished Chrome	\$ 567
MT5431-NL/MB	Matte Black	\$ 1072
MT5431-NL/ORB	Oil Rubbed Bronze	\$ 901
MT5431-NL/PN	Polished Nickel	\$ 772
MT5431-NL/ULB	Unlacquered Brass	\$ 567
MT5431-NL/VB	Venetian Bronze	\$ 901

Group 1 Finishes

All Group 1 Finishes	\$ 1072
----------------------	----------------

Group 2 Finishes

All Group 2 Finishes	\$ 1390
----------------------	----------------

1/2" Compression (5/8" O.D.) Inlet x 3/8" O.D. Compression Outlet





Brass Oval Handle with 1/4 Turn Ball Valve - Lead Free

(Straight - P-Trap 1-1/4" x 1-1/4")

1/2" Compression (5/8" O.D.) Inlet x 3/8" O.D. Compression Outlet



Oval Handle (valve MT410-NL)

MT4430-NL

Complete Lavatory Supply Kits with P-Trap include everything you need to install your bathroom lavatory sink. Our oval handle straight valve is designed for a traditional look.

- 2 - MT410-NL Straight Valves
- 2 - MT432X 3/8" x 20" Rigid Supply Tubes
- 2 - MT441X Sure Grip Flanges
- 1 - MT301X 1-1/4" x 1-1/4" P-Trap
- 1 - MT314X High Box Flange

Standard Finishes

MT4430-NL/BRN	Brushed Nickel	\$ 672
MT4430-NL/CHBRZ	Champagne Bronze	\$ 1202
MT4430-NL/CPB	Polished Chrome	\$ 477
MT4430-NL/MB	Matte Black	\$ 875
MT4430-NL/ORB	Oil Rubbed Bronze	\$ 796
MT4430-NL/PN	Polished Nickel	\$ 672
MT4430-NL/ULB	Unlacquered Brass	\$ 477
MT4430-NL/VB	Venetian Bronze	\$ 796

Group 1 Finishes

All Group 1 Finishes	\$ 875
----------------------	--------

Group 2 Finishes

All Group 2 Finishes	\$ 1202
----------------------	---------

Brass Oval Handle with 1/4 Turn Ball Valve - Lead Free

(Sweat - Angle - P-Trap 1-1/4" x 1-1/4")

Oval Handle (valve MT316-NL)

MT4433-NL

Complete Lavatory Supply Kits with P-Trap include everything you need to install your bathroom lavatory sink. This angle sweat valve is traditionally styled with a brass oval handle.

- 2 - MT316-NL Angle Sweat Valves
- 2 - MT432X 3/8" x 20" Rigid Supply Tubes
- 1 - MT301X 1-1/4" x 1-1/4" P-Trap
- 1 - MT314X High Box Flange

Standard Finishes

MT4433-NL/BRN	Brushed Nickel	\$ 735
MT4433-NL/CHBRZ	Champagne Bronze	\$ 1176
MT4433-NL/CPB	Polished Chrome	\$ 579
MT4433-NL/MB	Matte Black	\$ 919
MT4433-NL/ORB	Oil Rubbed Bronze	\$ 844
MT4433-NL/PN	Polished Nickel	\$ 735
MT4433-NL/ULB	Unlacquered Brass	\$ 579
MT4433-NL/VB	Venetian Bronze	\$ 844

Group 1 Finishes

All Group 1 Finishes	\$ 919
----------------------	--------

Group 2 Finishes

All Group 2 Finishes	\$ 1176
----------------------	---------

1/2" Copper Sweat Inlet x 3/8" O.D. Compression Outlet



**Brass Oval Handle with 1/4 Turn Ball Valve - Lead Free**

(Sweat - Straight - P-Trap 1-1/4" x 1-1/4")

1/2" Copper Sweat Inlet x 3/8" O.D. Compression Outlet**Oval Handle (valve MT317-NL)****MT4434-NL**

Complete Lavatory Supply Kits with P-Trap include everything you need to install your bathroom lavatory sink. This straight sweat valve is traditionally styled with a brass oval handle.

- 2 - MT317-NL Straight Sweat Valves
- 2 - MT432X 3/8" x 20" Rigid Supply Tubes
- 1 - MT301X 1-1/4" x 1-1/4" P-Trap
- 1 - MT314X High Box Flange

Standard Finishes

MT4434-NL/BRN	Brushed Nickel	\$ 728
MT4434-NL/CHBRZ	Champagne Bronze	\$ 1200
MT4434-NL/CPB	Polished Chrome	\$ 543
MT4434-NL/MB	Matte Black	\$ 936
MT4434-NL/ORB	Oil Rubbed Bronze	\$ 878
MT4434-NL/PN	Polished Nickel	\$ 728
MT4434-NL/ULB	Unlacquered Brass	\$ 543
MT4434-NL/VB	Venetian Bronze	\$ 878

Group 1 Finishes

All Group 1 Finishes	\$ 936
----------------------	---------------

Group 2 Finishes

All Group 2 Finishes	\$ 1200
----------------------	----------------

Brass Oval Handle with 1/4 Turn Ball Valve - Lead Free (Angle - P-Trap 1-1/2" x 1-1/2")**Oval Handle (valve MT403-NL)****MT7201-NL**

Complete Lavatory Supply Kits with P-Trap include everything you need to install your bathroom lavatory sink. Our oval handle angle valve is designed for a traditional look.

- 2 - MT403-NL Angle Valves
- 2 - MT432X 3/8" x 20" Rigid Supply Tubes
- 2 - MT441X Sure Grip Flanges
- 1 - MT302X 1-1/2" x 1-1/2" P-Trap
- 1 - MT313X High Box Flange

Standard Finishes

MT7201-NL/BRN	Brushed Nickel	\$ 711
MT7201-NL/CHBRZ	Champagne Bronze	\$ 1300
MT7201-NL/CPB	Polished Chrome	\$ 538
MT7201-NL/MB	Matte Black	\$ 995
MT7201-NL/ORB	Oil Rubbed Bronze	\$ 836
MT7201-NL/PN	Polished Nickel	\$ 711
MT7201-NL/ULB	Unlacquered Brass	\$ 538
MT7201-NL/VB	Venetian Bronze	\$ 836

Group 1 Finishes

All Group 1 Finishes	\$ 995
----------------------	---------------

Group 2 Finishes

All Group 2 Finishes	\$ 1300
----------------------	----------------

1/2" Compression (5/8" O.D.) Inlet x 3/8" O.D. Compression Outlet



Brass Oval Handle with 1/4 Turn Ceramic Disc Cartridge Valve - Lead Free

(Angle - P-Trap 1-1/2" x 1-1/2")

1/2" Compression (5/8" O.D.) Inlet x 3/8" O.D. Compression Outlet



Oval Handle (valve MT6003-NL)

MT9101-NL

Complete Lavatory Supply Kits with P-Trap include everything you need to install your bathroom lavatory sink. Our deluxe brass oval handle angle valve blends with traditional or contemporary fixtures.

- 2 - MT6003-NL Angle Valves
- 2 - MT432X 3/8" x 20" Rigid Supply Tubes
- 2 - MT441X Sure Grip Flanges
- 1 - MT302X 1-1/2" x 1-1/2" P-Trap
- 1 - MT313X High Box Flange

Standard Finishes

MT9101-NL/BRN	Brushed Nickel	\$ 712
MT9101-NL/CHBRZ	Champagne Bronze	\$ 1507
MT9101-NL/CPB	Polished Chrome	\$ 567
MT9101-NL/MB	Matte Black	\$ 1112
MT9101-NL/ORB	Oil Rubbed Bronze	\$ 861
MT9101-NL/PN	Polished Nickel	\$ 712
MT9101-NL/ULB	Unlacquered Brass	\$ 567
MT9101-NL/VB	Venetian Bronze	\$ 861

Group 1 Finishes

All Group 1 Finishes	\$ 1112
----------------------	----------------

Group 2 Finishes

All Group 2 Finishes	\$ 1507
----------------------	----------------

Brass Cross Handle with 1/4 Turn Ball Valve - Lead Free (Angle - P-Trap 1-1/2" x 1-1/2")

Cross Handle (valve MT621-NL)

MT4432X-NL

Complete Lavatory Supply Kits with P-Trap include everything you need to install your bathroom lavatory sink. Our cross handle angle valve is designed for a traditional look.

- 2 - MT621-NL Angle Valves
- 2 - MT432X 3/8" x 20" Rigid Supply Tubes
- 2 - MT441X Sure Grip Flanges
- 1 - MT302X 1-1/2" x 1-1/2" P-Trap
- 1 - MT313X High Box Flange

Standard Finishes

MT4432X-NL/BRN	Brushed Nickel	\$ 772
MT4432X-NL/CHBRZ	Champagne Bronze	\$ 1390
MT4432X-NL/CPB	Polished Chrome	\$ 567
MT4432X-NL/MB	Matte Black	\$ 1072
MT4432X-NL/ORB	Oil Rubbed Bronze	\$ 898
MT4432X-NL/PN	Polished Nickel	\$ 772
MT4432X-NL/ULB	Unlacquered Brass	\$ 567
MT4432X-NL/VB	Venetian Bronze	\$ 898

Group 1 Finishes

All Group 1 Finishes	\$ 1072
----------------------	----------------

Group 2 Finishes

All Group 2 Finishes	\$ 1390
----------------------	----------------

1/2" Compression (5/8" O.D.) Inlet x 3/8" O.D. Compression Outlet



**Brass Cross Handle with 1/4 Turn Ceramic Disc Cartridge Valve - Lead Free**

(Angle - P-Trap 1-1/2" x 1-1/2")

1/2" Compression (5/8" O.D.) Inlet x 3/8" O.D. Compression Outlet**Cross Handle (valve MT4003X-NL)****MT8101-NL**

Complete Lavatory Supply Kits with P-Trap include everything you need to install your bathroom lavatory sink. Our cross handle angle valve is designed for a traditional look.

- 2 - MT4003X-NL Angle Valves
- 2 - MT432X 3/8" x 20" Rigid Supply Tubes
- 2 - MT441X Sure Grip Flanges
- 1 - MT302X 1-1/2" x 1-1/2" P-Trap
- 1 - MT313X High Box Flange

Standard Finishes

MT8101-NL/BRN	Brushed Nickel	\$ 902
MT8101-NL/CHBRZ	Champagne Bronze	\$ 1572
MT8101-NL/CPB	Polished Chrome	\$ 638
MT8101-NL/MB	Matte Black	\$ 1161
MT8101-NL/ORB	Oil Rubbed Bronze	\$ 1020
MT8101-NL/PN	Polished Nickel	\$ 902
MT8101-NL/ULB	Unlacquered Brass	\$ 638
MT8101-NL/VB	Venetian Bronze	\$ 1020

Group 1 Finishes

All Group 1 Finishes	\$ 1161
----------------------	----------------

Group 2 Finishes

All Group 2 Finishes	\$ 1572
----------------------	----------------

Brass Cross Handle with 1/4 Turn Ceramic Disc Cartridge Valve - Lead Free

(Angle - P-Trap 1-1/2" x 1-1/2")

Cross Handle (valve MT4004X-NL)**MT8104-NL**

Complete Lavatory Supply Kits with P-Trap include everything you need to install your bathroom lavatory sink. Our deluxe cross handle angle valve and flange is designed for a very traditional look.

- 2 - MT4004X-NL Angle Valves
- 2 - MT432X 3/8" x 20" Rigid Supply Tubes
- 1 - MT302X 1-1/2" x 1-1/2" P-Trap
- 1 - MT313X High Box Flange

Standard Finishes

MT8104-NL/BRN	Brushed Nickel	\$ 1079
MT8104-NL/CHBRZ	Champagne Bronze	\$ 1844
MT8104-NL/CPB	Polished Chrome	\$ 779
MT8104-NL/MB	Matte Black	\$ 1385
MT8104-NL/ORB	Oil Rubbed Bronze	\$ 1248
MT8104-NL/PN	Polished Nickel	\$ 1079
MT8104-NL/ULB	Unlacquered Brass	\$ 779
MT8104-NL/VB	Venetian Bronze	\$ 1248

Group 1 Finishes

All Group 1 Finishes	\$ 1385
----------------------	----------------

Group 2 Finishes

All Group 2 Finishes	\$ 1844
----------------------	----------------

1/2" Compression (5/8" O.D.) Inlet x 3/8" O.D. Compression Outlet



Contemporary Lever Handle with 1/4 Turn Ceramic Disc Cartridge Valve - Lead Free (Angle - P-Trap 1-1/2" x 1-1/2")

1/2" Compression (5/8" O.D.) Inlet x 3/8" O.D. Compression Outlet



Lever Handle (valve MT5003L-NL)

MT7101-NL

Complete Lavatory Supply Kits with P-Trap include everything you need to install your bathroom lavatory sink. Our lever handle angle valve is designed for a contemporary look.

- 2 - MT5003L-NL Angle Valves
- 2 - MT432X 3/8" x 20" Rigid Supply Tubes
- 2 - MT441X Sure Grip Flanges
- 1 - MT302X 1-1/2" x 1-1/2" P-Trap
- 1 - MT313X High Box Flange

Standard Finishes

MT7101-NL/BRN	Brushed Nickel	\$ 828
MT7101-NL/CHBRZ	Champagne Bronze	\$ 1531
MT7101-NL/CPB	Polished Chrome	\$ 576
MT7101-NL/MB	Matte Black	\$ 1155
MT7101-NL/ORB	Oil Rubbed Bronze	\$ 983
MT7101-NL/PN	Polished Nickel	\$ 828
MT7101-NL/ULB	Unlacquered Brass	\$ 576
MT7101-NL/VB	Venetian Bronze	\$ 983

Group 1 Finishes

All Group 1 Finishes	\$ 1155
----------------------	---------

Group 2 Finishes

All Group 2 Finishes	\$ 1531
----------------------	---------

Mini Lever Handle with 1/4 Turn Ball Valve - Lead Free (Angle - P-Trap 1-1/2" x 1-1/2")

(Angle - P-Trap 1-1/2" x 1-1/2")

Lever Handle (valve MT521-NL)

MT5432-NL

Complete Lavatory Supply Kits with P-Trap include everything you need to install your bathroom lavatory sink. Our mini lever handle angle valve is designed for a contemporary look.

- 2 - MT521-NL Angle Valves
- 2 - MT432X 3/8" x 20" Rigid Supply Tubes
- 2 - MT441X Sure Grip Flanges
- 1 - MT302X 1-1/2" x 1-1/2" P-Trap
- 1 - MT313X High Box Flange

Standard Finishes

MT5432-NL/BRN	Brushed Nickel	\$ 772
MT5432-NL/CHBRZ	Champagne Bronze	\$ 1390
MT5432-NL/CPB	Polished Chrome	\$ 567
MT5432-NL/MB	Matte Black	\$ 1072
MT5432-NL/ORB	Oil Rubbed Bronze	\$ 901
MT5432-NL/PN	Polished Nickel	\$ 772
MT5432-NL/ULB	Unlacquered Brass	\$ 567
MT5432-NL/VB	Venetian Bronze	\$ 901

Group 1 Finishes

All Group 1 Finishes	\$ 1072
----------------------	---------

Group 2 Finishes

All Group 2 Finishes	\$ 1390
----------------------	---------

1/2" Compression (5/8" O.D.) Inlet x 3/8" O.D. Compression Outlet



Brass Oval Handle with 1/4 Turn Ball Valve - Lead Free

(Straight - P-Trap 1-1/2" x 1-1/2")

1/2" Compression (5/8" O.D.) Inlet x 3/8" O.D. Compression Outlet



Oval Handle (valve MT410-NL)

MT4421-NL

Complete Lavatory Supply Kits with P-Trap include everything you need to install your bathroom lavatory sink. Our oval handle straight valve is designed for a traditional look.

- 2 - MT410-NL Straight Valves
- 2 - MT432X 3/8" x 20" Rigid Supply Tubes
- 2 - MT441X Sure Grip Flanges
- 1 - MT302X 1-1/2" x 1-1/2" P-Trap
- 1 - MT313X High Box Flange

Standard Finishes

MT4421-NL/BRN	Brushed Nickel	\$ 672
MT4421-NL/CHBRZ	Champagne Bronze	\$ 1525
MT4421-NL/CPB	Polished Chrome	\$ 477
MT4421-NL/MB	Matte Black	\$ 911
MT4421-NL/ORB	Oil Rubbed Bronze	\$ 792
MT4421-NL/PN	Polished Nickel	\$ 672
MT4421-NL/ULB	Unlacquered Brass	\$ 477
MT4421-NL/VB	Venetian Bronze	\$ 792

Group 1 Finishes

All Group 1 Finishes **\$ 911**

Group 2 Finishes

All Group 2 Finishes **\$ 1525**

Notes:



Brass Oval Handle with 1/4 Turn Ball Valve - Lead Free

(Sweat - Angle - P-Trap 1-1/2" x 1-1/2")

1/2" Copper Sweat Inlet x 3/8" O.D. Compression Outlet



Oval Handle (valve MT316-NL)

MT4422-NL

Complete Lavatory Supply Kits with P-Trap include everything you need to install your bathroom lavatory sink. This angle sweat valve is traditionally styled with a brass oval handle.

- 2 - MT316-NL Angle Sweat Valves
- 2 - MT432X 3/8" x 20" Rigid Supply Tubes
- 1 - MT302X 1-1/2" x 1-1/2" P-Trap
- 1 - MT313X High Box Flange

Standard Finishes

MT4422-NL/BRN	Brushed Nickel	\$ 735
MT4422-NL/CHBRZ	Champagne Bronze	\$ 1176
MT4422-NL/CPB	Polished Chrome	\$ 579
MT4422-NL/MB	Matte Black	\$ 919
MT4422-NL/ORB	Oil Rubbed Bronze	\$ 842
MT4422-NL/PN	Polished Nickel	\$ 735
MT4422-NL/ULB	Unlacquered Brass	\$ 579
MT4422-NL/VB	Venetian Bronze	\$ 842

Group 1 Finishes

All Group 1 Finishes	\$ 919
----------------------	--------

Group 2 Finishes

All Group 2 Finishes	\$ 1176
----------------------	---------

Brass Oval Handle with 1/4 Turn Ball Valve - Lead Free

(Sweat - Straight - P-Trap 1-1/2" x 1-1/2")

Oval Handle (valve MT317-NL)

MT4423-NL

Complete Lavatory Supply Kits with P-Trap include everything you need to install your bathroom lavatory sink. This straight sweat valve is traditionally styled with a brass oval handle.

- 2 - MT317-NL Straight Sweat Valves
- 2 - MT432X 3/8" x 20" Rigid Supply Tubes
- 1 - MT302X 1-1/2" x 1-1/2" P-Trap
- 1 - MT313X High Box Flange

Standard Finishes

MT4423-NL/BRN	Brushed Nickel	\$ 728
MT4423-NL/CHBRZ	Champagne Bronze	\$ 1200
MT4423-NL/CPB	Polished Chrome	\$ 543
MT4423-NL/MB	Matte Black	\$ 936
MT4423-NL/ORB	Oil Rubbed Bronze	\$ 876
MT4423-NL/PN	Polished Nickel	\$ 728
MT4423-NL/ULB	Unlacquered Brass	\$ 543
MT4423-NL/VB	Venetian Bronze	\$ 876

Group 1 Finishes

All Group 1 Finishes	\$ 936
----------------------	--------

Group 2 Finishes

All Group 2 Finishes	\$ 1200
----------------------	---------

1/2" Copper Sweat Inlet x 3/8" O.D. Compression Outlet



**Brass Oval Handle with 1/4 Turn Ball Valve - Lead Free**

(Angle - New England/Massachusetts P-Trap)

1/2" Compression (5/8" O.D.) Inlet x 3/8" O.D. Compression Outlet**Oval Handle (valve MT403-NL)****MT403MASS-NL**

Complete Lavatory Supply Kits with New England/Massachusetts P-Trap include everything you need to install your bathroom lavatory sink. Our oval handle angle valve is designed for a traditional look.

- 2 - MT403-NL Angle Valves
- 2 - MT432X 3/8" x 20" Rigid Supply Tubes
- 2 - MT441X Sure Grip Flanges
- 1 - MT304X 1-1/4" x 1-1/2" x 11" P-Trap

Standard Finishes

MT403MASS-NL/BRN	Brushed Nickel	\$ 727
MT403MASS-NL/CHBRZ	Champagne Bronze	\$ 1336
MT403MASS-NL/CPB	Polished Chrome	\$ 554
MT403MASS-NL/MB	Matte Black	\$ 993
MT403MASS-NL/ORB	Oil Rubbed Bronze	\$ 826
MT403MASS-NL/PN	Polished Nickel	\$ 727
MT403MASS-NL/ULB	Unlacquered Brass	\$ 554
MT403MASS-NL/VB	Venetian Bronze	\$ 826

Group 1 Finishes

All Group 1 Finishes	\$ 993
----------------------	---------------

Group 2 Finishes

All Group 2 Finishes	\$ 1336
----------------------	----------------

Brass Oval Handle with 1/4 Turn Ceramic Disc Cartridge Valve - Lead Free

(Angle - New England/Massachusetts P-Trap)

Oval Handle (valve MT6003-NL)**MT3043-NL**

Complete Lavatory Supply Kits with New England/Massachusetts P-Trap include everything you need to install your bathroom lavatory sink. Our deluxe brass oval handle angle valve blends with traditional or contemporary fixtures.

- 2 - MT6003-NL Angle Valves
- 2 - MT432X 3/8" x 20" Rigid Supply Tubes
- 2 - MT441X Sure Grip Flanges
- 1 - MT304X 1-1/4" x 1-1/2" x 11" P-Trap

Standard Finishes


MT3043-NL/BRN	Brushed Nickel	\$ 771
MT3043-NL/CHBRZ	Champagne Bronze	\$ 1564
MT3043-NL/CPB	Polished Chrome	\$ 616
MT3043-NL/MB	Matte Black	\$ 1164
MT3043-NL/ORB	Oil Rubbed Bronze	\$ 897
MT3043-NL/PN	Polished Nickel	\$ 771
MT3043-NL/ULB	Unlaquered Brass	\$ 616
MT3043-NL/VB	Venetian Bronze	\$ 897

Group 1 Finishes

All Group 1 Finishes	\$ 1164
----------------------	----------------

Group 2 Finishes

All Group 2 Finishes	\$ 1564
----------------------	----------------


1/2" Compression (5/8" O.D.) Inlet x 3/8" O.D. Compression Outlet



Brass Cross Handle with 1/4 Turn Ball Valve - Lead Free

(Angle - New England/Massachusetts P-Trap)

1/2" Compression (5/8" O.D.) Inlet x 3/8" O.D. Compression Outlet



Cross Handle (valve MT621-NL)

MT621MASS-NL

Complete Lavatory Supply Kits with New England/Massachusetts P-Trap include everything you need to install your bathroom lavatory sink. Our cross handle angle valve is designed for a traditional look.

- 2 - MT621-NL Angle Valves
- 2 - MT432X 3/8" x 20" Rigid Supply Tubes
- 2 - MT441X Sure Grip Flanges
- 1 - MT304X 1-1/4" x 1-1/2" x 11" P-Trap

Standard Finishes

MT621MASS-NL/BRN	Brushed Nickel	\$ 788
MT621MASS-NL/CHBRZ	Champagne Bronze	\$ 1428
MT621MASS-NL/CPB	Polished Chrome	\$ 582
MT621MASS-NL/MB	Matte Black	\$ 1071
MT621MASS-NL/ORB	Oil Rubbed Bronze	\$ 886
MT621MASS-NL/PN	Polished Nickel	\$ 788
MT621MASS-NL/ULB	Unlacquered Brass	\$ 582
MT621MASS-NL/VB	Venetian Bronze	\$ 886

Group 1 Finishes

All Group 1 Finishes \$ 1071

Group 2 Finishes

All Group 2 Finishes \$ 1428

Brass Cross Handle with 1/4 Turn Ceramic Disc Cartridge Valve - Lead Free

(Angle - New England/Massachusetts P-Trap)

Cross Handle (valve MT4003X-NL)

MT3042-NL

Complete Lavatory Supply Kits with New England/Massachusetts P-Trap include everything you need to install your bathroom lavatory sink. Our cross handle angle valve is designed for a traditional look.

- 2 - MT4003X-NL Angle Valves
- 2 - MT432X 3/8" x 20" Rigid Supply Tubes
- 2 - MT441X Sure Grip Flanges
- 1 - MT304X 1-1/4" x 1-1/2" x 11" P-Trap

Standard Finishes

MT3042-NL/BRN	Brushed Nickel	\$ 959
MT3042-NL/CHBRZ	Champagne Bronze	\$ 1630
MT3042-NL/CPB	Polished Chrome	\$ 687
MT3042-NL/MB	Matte Black	\$ 1214
MT3042-NL/ORB	Oil Rubbed Bronze	\$ 1056
MT3042-NL/PN	Polished Nickel	\$ 959
MT3042-NL/ULB	Unlacquered Brass	\$ 687
MT3042-NL/VB	Venetian Bronze	\$ 1056

Group 1 Finishes

All Group 1 Finishes \$ 1214

Group 2 Finishes


All Group 2 Finishes \$ 1630

1/2" Compression (5/8" O.D.) Inlet x 3/8" O.D. Compression Outlet



**Brass Cross Handle with 1/4 Turn Ceramic Disc Cartridge Valve - Lead Free**

(Angle - New England/Massachusetts P-Trap)

1/2" Compression (5/8" O.D.) Inlet x 3/8" O.D. Compression Outlet**Cross Handle (valve MT4004X-NL)****MT3044-NL**

Complete Lavatory Supply Kits with New England/Massachusetts P-Trap include everything you need to install your bathroom lavatory sink. Our deluxe cross handle angle valve and flange is designed for a very traditional look.

- 2 - MT4004X-NL Angle Valves
- 2 - MT432X 3/8" x 20" Rigid Supply Tubes
- 1 - MT304X 1-1/4" x 1-1/2" x 11" P-Trap

Standard Finishes

MT3044-NL/BRN	Brushed Nickel	\$ 1138
MT3044-NL/CHBRZ	Champagne Bronze	\$ 1902
MT3044-NL/CPB	Polished Chrome	\$ 830
MT3044-NL/MB	Matte Black	\$ 1439
MT3044-NL/ORB	Oil Rubbed Bronze	\$ 1284
MT3044-NL/PN	Polished Nickel	\$ 1138
MT3044-NL/ULB	Unlaquered Brass	\$ 830
MT3044-NL/VB	Venetian Bronze	\$ 1284

Group 1 Finishes

All Group 1 Finishes **\$ 1439**

Group 2 Finishes

All Group 2 Finishes **\$ 1902**

Contemporary Lever Handle with 1/4 Turn Ceramic Disc Cartridge Valve - Lead Free (Angle - New England/Massachusetts P-Trap)**Lever Handle (valve MT5003L-NL)****MT3041-NL**

Complete Lavatory Supply Kits with New England/Massachusetts P-Trap include everything you need to install your bathroom lavatory sink. Our lever handle angle valve is designed for a contemporary look.

- 2 - MT5003L-NL Angle Valves
- 2 - MT432X 3/8" x 20" Rigid Supply Tubes
- 2 - MT441X Sure Grip Flanges
- 1 - MT304X 1-1/4" x 1-1/2" x 11" P-Trap

Standard Finishes


MT3041-NL/BRN	Brushed Nickel	\$ 886
MT3041-NL/CHBRZ	Champagne Bronze	\$ 1588
MT3041-NL/CPB	Polished Chrome	\$ 625
MT3041-NL/MB	Matte Black	\$ 1208
MT3041-NL/ORB	Oil Rubbed Bronze	\$ 1018
MT3041-NL/PN	Polished Nickel	\$ 886
MT3041-NL/ULB	Unlaquered Brass	\$ 625
MT3041-NL/VB	Venetian Bronze	\$ 1018

Group 1 Finishes

All Group 1 Finishes **\$ 1208**

Group 2 Finishes

All Group 2 Finishes **\$ 1588**

1/2" Compression (5/8" O.D.) Inlet x 3/8" O.D. Compression Outlet



**Brass Oval Handle with 1/4 Turn Ball Valve - Lead Free**

(Angle - New England/Massachusetts P-Trap)

Oval Handle (valve MT401-NL)**MT401MASS-NL**

Complete Lavatory Supply Kits with New England/Massachusetts P-Trap include everything you need to install your bathroom lavatory sink. Our oval handle angle valve is designed for a traditional look.

- 2 - MT401-NL Angle Valves
- 2 - MT432X 3/8" x 20" Rigid Supply Tubes
- 2 - MT450X 1/2" x 4" Pipe Nipples
- 2 - MT442X Sure Grip Flanges
- 1 - MT304X 1-1/4" x 1-1/2" x 11" P-Trap

Standard Finishes


MT401MASS-NL/BRN	Brushed Nickel	\$ 863
MT401MASS-NL/CHBRZ	Champagne Bronze	\$ 1544
MT401MASS-NL/CPB	Polished Chrome	\$ 646
MT401MASS-NL/MB	Matte Black	\$ 1108
MT401MASS-NL/ORB	Oil Rubbed Bronze	\$ 959
MT401MASS-NL/PN	Polished Nickel	\$ 863
MT401MASS-NL/ULB	Unlacquered Brass	\$ 646
MT401MASS-NL/VB	Venetian Bronze	\$ 959

Group 1 Finishes

All Group 1 Finishes	\$ 1108
----------------------	----------------

Group 2 Finishes

All Group 2 Finishes	\$ 1544
----------------------	----------------

1/2" Female IPS Inlet x 3/8" O.D. Compression Outlet**Brass Oval Handle with 1/4 Turn Ceramic Disc Cartridge Valve - Lead Free**

(Angle - New England/Massachusetts P-Trap)

Oval Handle (valve MT6001-NL)**MT3047-NL**

Complete Lavatory Supply Kits with New England/Massachusetts P-Trap include everything you need to install your bathroom lavatory sink. Our deluxe brass oval handle angle valve blends with traditional or contemporary fixtures.

- 2 - MT6001-NL Angle Valves
- 2 - MT432X 3/8" x 20" Rigid Supply Tubes
- 2 - MT450X 1/2" x 4" Pipe Nipples
- 2 - MT442X Sure Grip Flanges
- 1 - MT304X 1-1/4" x 1-1/2" x 11" P-Trap

Standard Finishes


MT3047-NL/BRN	Brushed Nickel	\$ 906
MT3047-NL/CHBRZ	Champagne Bronze	\$ 1862
MT3047-NL/CPB	Polished Chrome	\$ 711
MT3047-NL/MB	Matte Black	\$ 1349
MT3047-NL/ORB	Oil Rubbed Bronze	\$ 1042
MT3047-NL/PN	Polished Nickel	\$ 906
MT3047-NL/ULB	Unlacquered Brass	\$ 711
MT3047-NL/VB	Venetian Bronze	\$ 1042

Group 1 Finishes

All Group 1 Finishes	\$ 1349
----------------------	----------------

Group 2 Finishes

All Group 2 Finishes	\$ 1862
----------------------	----------------


1/2" Female IPS Inlet x 3/8" O.D. Compression Outlet



Brass Cross Handle with 1/4 Turn Ball Valve - Lead Free

(Angle - New England/Massachusetts P-Trap)

1/2" Female IPS Inlet x 3/8" O.D. Compression Outlet



Cross Handle (valve MT616-NL)

MT616MASS-NL

Complete Lavatory Supply Kits with New England/Massachusetts P-Trap include everything you need to install your bathroom lavatory sink. Our cross handle angle valve is designed for a traditional look.

- 2 - MT616-NL Angle Valves
- 2 - MT432X 3/8" x 20" Rigid Supply Tubes
- 2 - MT450X 1/2" x 4" Pipe Nipples
- 2 - MT442X Sure Grip Flanges
- 1 - MT304X 1-1/4" x 1-1/2" x 11" P-Trap

Standard Finishes

MT616MASS-NL/BRN	Brushed Nickel	\$ 924
MT616MASS-NL/CHBRZ	Champagne Bronze	\$ 1726
MT616MASS-NL/CPB	Polished Chrome	\$ 677
MT616MASS-NL/MB	Matte Black	\$ 1257
MT616MASS-NL/ORB	Oil Rubbed Bronze	\$ 1030
MT616MASS-NL/PN	Polished Nickel	\$ 924
MT616MASS-NL/ULB	Unlacquered Brass	\$ 677
MT616MASS-NL/VB	Venetian Bronze	\$ 1030

Group 1 Finishes

All Group 1 Finishes	\$ 1257
----------------------	----------------

Group 2 Finishes

All Group 2 Finishes	\$ 1726
----------------------	----------------

Brass Cross Handle with 1/4 Turn Ceramic Disc Cartridge Valve - Lead Free

(Angle - New England/Massachusetts P-Trap)

Cross Handle (valve MT4001X-NL)

MT3046-NL

Complete Lavatory Supply Kits with New England/Massachusetts P-Trap include everything you need to install your bathroom lavatory sink. Our cross handle angle valve is designed for a traditional look.

- 2 - MT4001X-NL Angle Valves
- 2 - MT432X 3/8" x 20" Rigid Supply Tubes
- 2 - MT450X 1/2" x 4" Pipe Nipples
- 2 - MT442X Sure Grip Flanges
- 1 - MT304X 1-1/4" x 1-1/2" x 11" P-Trap

Standard Finishes

MT3046-NL/BRN	Brushed Nickel	\$ 1096
MT3046-NL/CHBRZ	Champagne Bronze	\$ 1929
MT3046-NL/CPB	Polished Chrome	\$ 782
MT3046-NL/MB	Matte Black	\$ 1401
MT3046-NL/ORB	Oil Rubbed Bronze	\$ 1201
MT3046-NL/PN	Polished Nickel	\$ 1096
MT3046-NL/ULB	Unlacquered Brass	\$ 782
MT3046-NL/VB	Venetian Bronze	\$ 1201


Group 1 Finishes

All Group 1 Finishes	\$ 1401
----------------------	----------------

Group 2 Finishes


All Group 2 Finishes	\$ 1929
----------------------	----------------

1/2" Female IPS Inlet x 3/8" O.D. Compression Outlet



Contemporary Lever Handle with 1/4 Turn Ceramic Disc Cartridge Valve - Lead Free (Angle - New England/Massachusetts P-Trap)

**1/2" Female IPS Inlet x 3/8"
O.D. Compression Outlet**



Lever Handle (valve MT5001L-NL)

MT3045-NL

Complete Lavatory Supply Kits with New England/
Massachusetts P-Trap include everything you need to install
your bathroom lavatory sink. Our lever handle angle valve is
designed for a contemporary look.

- 2 - MT5001L-NL Angle Valves
- 2 - MT432X 3/8" x 20" Rigid Supply Tubes
- 2 - MT450X 1/2" x 4" Pipe Nipples
- 2 - MT442X Sure Grip Flanges
- 1 - MT304X 1-1/4" x 1-1/2" x 11" P-Trap

Standard Finishes

MT3045-NL/BRN	Brushed Nickel	\$ 1021
MT3045-NL/CHBRZ	Champagne Bronze	\$ 1799
MT3045-NL/CPB	Polished Chrome	\$ 720
MT3045-NL/MB	Matte Black	\$ 1394
MT3045-NL/ORB	Oil Rubbed Bronze	\$ 1162
MT3045-NL/PN	Polished Nickel	\$ 1021
MT3045-NL/ULB	Unlacquered Brass	\$ 720
MT3045-NL/VB	Venetian Bronze	\$ 1162

Group 1 Finishes

All Group 1 Finishes **\$ 1394**

Group 2 Finishes

All Group 2 Finishes **\$ 1799**

Notes:



Brass Oval Handle with 1/4 Turn Ball Valve - Lead Free

(Straight - New England/Massachusetts P-Trap)

**1/2" Compression (5/8" O.D.) Inlet x
3/8" O.D. Compression Outlet**



Oval Handle (valve MT410-NL)

MT410MASS-NL

Complete Lavatory Supply Kits with New England/
Massachusetts P-Trap include everything you need to install
your bathroom lavatory sink. Our oval handle straight valve
is designed for a traditional look.

- 2 - MT410-NL Straight Valves
- 2 - MT432X 3/8" x 20" Rigid Supply Tubes
- 2 - MT441X Sure Grip Flanges
- 1 - MT304X 1-1/4" x 1-1/2" x 11" P-Trap

Standard Finishes

MT410MASS-NL/BRN	Brushed Nickel	\$ 729
MT410MASS-NL/CHBRZ	Champagne Bronze	\$ 1260
MT410MASS-NL/CPB	Polished Chrome	\$ 528
MT410MASS-NL/MB	Matte Black	\$ 962
MT410MASS-NL/ORB	Oil Rubbed Bronze	\$ 828
MT410MASS-NL/PN	Polished Nickel	\$ 729
MT410MASS-NL/ULB	Unlacquered Brass	\$ 528
MT410MASS-NL/VB	Venetian Bronze	\$ 828

Group 1 Finishes

All Group 1 Finishes **\$ 962**

Group 2 Finishes

All Group 2 Finishes **\$ 1260**

Notes:

Brass Oval Handle with 1/4 Turn Ball Valve - Lead Free

(Sweat - Angle - New England/Massachusetts P-Trap)

Oval Handle (valve MT316-NL)

MT316MASS-NL

Complete Lavatory Supply Kits with New England/
Massachusetts P-Trap include everything you need to install
your bathroom lavatory sink. This angle sweat valve is
traditionally styled with a brass oval handle.

- 2 - MT316-NL Angle Sweat Valves
- 2 - MT432X 3/8" x 20" Rigid Supply Tubes
- 1 - MT304X 1-1/4" x 1-1/2" x 11" P-Trap

Standard Finishes


MT316MASS-NL/BRN	Brushed Nickel	\$ 844
MT316MASS-NL/CHBRZ	Champagne Bronze	\$ 1361
MT316MASS-NL/CPB	Polished Chrome	\$ 669
MT316MASS-NL/MB	Matte Black	\$ 1030
MT316MASS-NL/ORB	Oil Rubbed Bronze	\$ 930
MT316MASS-NL/PN	Polished Nickel	\$ 844
MT316MASS-NL/ULB	Unlacquered Brass	\$ 669
MT316MASS-NL/VB	Venetian Bronze	\$ 930

Group 1 Finishes

All Group 1 Finishes **\$ 1030**

Group 2 Finishes

All Group 2 Finishes **\$ 1361**



Notes:



Brass Cross Handle with 1/4 Turn Ball Valve - Lead Free

(Sweat - Angle - New England/Massachusetts P-Trap)

1/2" Copper Sweat Inlet x 3/8" O.D. Compression Outlet



Cross Handle (valve MT629-NL)

MT629MASS-NL

Complete Lavatory Supply Kits with New England/Massachusetts P-Trap include everything you need to install your bathroom lavatory sink. This angle sweat valve is traditionally styled with a mini cross handle.

- 2 - MT629-NL Angle Sweat Valves
- 2 - MT432X 3/8" x 20" Rigid Supply Tubes
- 1 - MT304X 1-1/4" x 1-1/2" x 11" P-Trap

Standard Finishes

MT629MASS-NL/BRN	Brushed Nickel	\$ 744
MT629MASS-NL/CHBRZ	Champagne Bronze	\$ 1213
MT629MASS-NL/CPB	Polished Chrome	\$ 596
MT629MASS-NL/MB	Matte Black	\$ 918
MT629MASS-NL/ORB	Oil Rubbed Bronze	\$ 828
MT629MASS-NL/PN	Polished Nickel	\$ 744
MT629MASS-NL/ULB	Unlacquered Brass	\$ 596
MT629MASS-NL/VB	Venetian Bronze	\$ 828

Group 1 Finishes

All Group 1 Finishes	\$ 918
----------------------	---------------

Group 2 Finishes

All Group 2 Finishes	\$ 1213
----------------------	----------------

Brass Cross Handle with 1/4 Turn Ceramic Disc Cartridge Valve - Lead Free

(Sweat - Angle - New England/Massachusetts P-Trap)

Cross Handle (valve MT416X-NL)

MT8120X-NL

Complete Lavatory Supply Kits with New England/Massachusetts P-Trap include everything you need to install your bathroom lavatory sink. This angle sweat valve is traditionally styled with a cross handle.

- 2 - MT416X-NL Angle Sweat Valves
- 2 - MT432X 3/8" x 20" Rigid Supply Tubes
- 1 - MT304X 1-1/4" x 1-1/2" x 11" P-Trap

Standard Finishes

MT8120X-NL/BRN	Brushed Nickel	\$ 1010
MT8120X-NL/CHBRZ	Champagne Bronze	\$ 1679
MT8120X-NL/CPB	Polished Chrome	\$ 791
MT8120X-NL/MB	Matte Black	\$ 1271
MT8120X-NL/ORB	Oil Rubbed Bronze	\$ 1142
MT8120X-NL/PN	Polished Nickel	\$ 1010
MT8120X-NL/ULB	Unlacquered Brass	\$ 791
MT8120X-NL/VB	Venetian Bronze	\$ 1142

Group 1 Finishes

All Group 1 Finishes	\$ 1271
----------------------	----------------

Group 2 Finishes

All Group 2 Finishes	\$ 1679
----------------------	----------------

1/2" Copper Sweat Inlet x 3/8" O.D. Compression Outlet



Contemporary Lever Handle with 1/4 Turn Ceramic Disc Cartridge Valve - Lead Free (Sweat - Angle - New England/Massachusetts P-Trap)

**1/2" Copper Sweat Inlet x 3/8" O.D.
Compression Outlet**



Lever Handle (valve MT516L-NL)

MT5170L-NL

Complete Lavatory Supply Kits with New England/ Massachusetts P-Trap include everything you need to install your bathroom lavatory sink. This angle sweat valve is a contemporary styled valve with a lever handle for a contemporary look.

- 2 - MT516L-NL Angle Sweat Valves
- 2 - MT432X 3/8" x 20" Rigid Supply Tubes
- 1 - MT304X 1-1/4" x 1-1/2" x 11" P-Trap

Standard Finishes

MT5170L-NL/BRN	Brushed Nickel	\$ 1021
MT5170L-NL/CHBRZ	Champagne Bronze	\$ 1608
MT5170L-NL/CPB	Polished Chrome	\$ 744
MT5170L-NL/MB	Matte Black	\$ 1359
MT5170L-NL/ORB	Oil Rubbed Bronze	\$ 1191
MT5170L-NL/PN	Polished Nickel	\$ 1021
MT5170L-NL/ULB	Unlacquered Brass	\$ 744
MT5170L-NL/VB	Venetian Bronze	\$ 1191

Group 1 Finishes

All Group 1 Finishes **\$ 1359**

Group 2 Finishes

All Group 2 Finishes **\$ 1608**


Notes:



Brass Cross Handle with 1/4 Turn Ball Valve - Lead Free

(Sweat - Straight - New England/Massachusetts P-Trap)

1/2" Copper Sweat Inlet x 3/8" O.D. Compression Outlet



Cross Handle (valve MT631-NL)

MT631MASS-NL

Complete Lavatory Supply Kits with New England/Massachusetts P-Trap include everything you need to install your bathroom lavatory sink. This straight sweat valve is traditionally styled with a mini cross handle.

- 2 - MT631-NL Straight Sweat Valves
- 2 - MT432X 3/8" x 20" Rigid Supply Tubes
- 1 - MT304X 1-1/4" x 1-1/2" x 11" P-Trap

Standard Finishes

MT631MASS-NL/BRN	Brushed Nickel	\$ 850
MT631MASS-NL/CHBRZ	Champagne Bronze	\$ 1508
MT631MASS-NL/CPB	Polished Chrome	\$ 691
MT631MASS-NL/MB	Matte Black	\$ 1155
MT631MASS-NL/ORB	Oil Rubbed Bronze	\$ 983
MT631MASS-NL/PN	Polished Nickel	\$ 850
MT631MASS-NL/ULB	Unlacquered Brass	\$ 691
MT631MASS-NL/VB	Venetian Bronze	\$ 983

Group 1 Finishes

All Group 1 Finishes	\$ 1155
----------------------	----------------

Group 2 Finishes

All Group 2 Finishes	\$ 1508
----------------------	----------------

Brass Oval Handle with 1/4 Turn Ball Valve - Lead Free

(Sweat - Straight - New England/Massachusetts P-Trap)

Oval Handle (valve MT317-NL)

MT317MASS-NL

Complete Lavatory Supply Kits with New England/Massachusetts P-Trap include everything you need to install your bathroom lavatory sink. This straight sweat valve is traditionally styled with a brass oval handle.

- 2 - MT317-NL Straight Sweat Valves
- 2 - MT432X 3/8" x 20" Rigid Supply Tubes
- 1 - MT304X 1-1/4" x 1-1/2" x 11" P-Trap

Standard Finishes

MT317MASS-NL/BRN	Brushed Nickel	\$ 784
MT317MASS-NL/CHBRZ	Champagne Bronze	\$ 1257
MT317MASS-NL/CPB	Polished Chrome	\$ 593
MT317MASS-NL/MB	Matte Black	\$ 989
MT317MASS-NL/ORB	Oil Rubbed Bronze	\$ 912
MT317MASS-NL/PN	Polished Nickel	\$ 784
MT317MASS-NL/ULB	Unlacquered Brass	\$ 593
MT317MASS-NL/VB	Venetian Bronze	\$ 912

Group 1 Finishes

All Group 1 Finishes	\$ 989
----------------------	---------------

Group 2 Finishes

All Group 2 Finishes	\$ 1257
----------------------	----------------


1/2" Copper Sweat Inlet x 3/8" O.D. Compression Outlet



Brass Oval Handle with 1/4 Turn Ball Valve - Lead Free

(Angle - Flat Head Riser Supply Tube)

1/2" Female IPS Inlet x 3/8" O.D. Compression Outlet



Oval Handle (valve MT401-NL)

MT4820BOIPS-NL

Complete Toilet Supply Kits include everything you need to install your toilet or bidet. Our oval handle angle valve is designed for a traditional look.

- 1 - MT401-NL Angle Valve
- 1 - MT436X 3/8" x 20" Rigid Supply Tube
- 1 - MT450X 1/2" x 4" Pipe Nipple
- 1 - MT442X Sure Grip Flange

Standard Finishes

MT4820BOIPS-NL/BRN	Brushed Nickel	\$ 301
MT4820BOIPS-NL/CHBRZ	Champagne Bronze	\$ 517
MT4820BOIPS-NL/CPB	Polished Chrome	\$ 214
MT4820BOIPS-NL/MB	Matte Black	\$ 369
MT4820BOIPS-NL/ORB	Oil Rubbed Bronze	\$ 321
MT4820BOIPS-NL/PN	Polished Nickel	\$ 301
MT4820BOIPS-NL/ULB	Unlacquered Brass	\$ 214
MT4820BOIPS-NL/VB	Venetian Bronze	\$ 321

Group 1 Finishes

All Group 1 Finishes	\$ 369
----------------------	--------

Group 2 Finishes

All Group 2 Finishes	\$ 517
----------------------	--------

Oval Handle (valve MT403-NL)

MT4820BO-NL

Complete Toilet Supply Kits include everything you need to install your toilet or bidet. Our oval handle angle valve is designed for a traditional look.

- 1 - MT403-NL Angle Valve
- 1 - MT436X 3/8" x 20" Rigid Supply Tube
- 1 - MT441X Sure Grip Flange

Standard Finishes

MT4820BO-NL/BRN	Brushed Nickel	\$ 233
MT4820BO-NL/CHBRZ	Champagne Bronze	\$ 413
MT4820BO-NL/CPB	Polished Chrome	\$ 170
MT4820BO-NL/MB	Matte Black	\$ 311
MT4820BO-NL/ORB	Oil Rubbed Bronze	\$ 254
MT4820BO-NL/PN	Polished Nickel	\$ 233
MT4820BO-NL/ULB	Unlacquered Brass	\$ 170
MT4820BO-NL/VB	Venetian Bronze	\$ 254

Group 1 Finishes

All Group 1 Finishes	\$ 311
----------------------	--------

Group 2 Finishes

All Group 2 Finishes	\$ 413
----------------------	--------

1/2" Compression (5/8" O.D.) Inlet x 3/8" O.D. Compression Outlet





Brass Oval Handle with 1/4 Turn Ceramic Disc Cartridge Valve - Lead Free

(Angle - Flat Head Riser Supply Tube)

1/2" Female IPS Inlet x 3/8" O.D. Compression Outlet



Oval Handle (valve MT6001-NL)

MT6800-NL

Complete Toilet Supply Kits include everything you need to install your toilet or bidet. Our deluxe brass oval handle angle valve blends with traditional or contemporary fixtures.

- 1 - MT6001-NL Angle Valve
- 1 - MT436X 3/8" x 20" Rigid Supply Tube
- 1 - MT450X 1/2" x 4" Pipe Nipple
- 1 - MT442X Sure Grip Flange

Standard Finishes

MT6800-NL/BRN	Brushed Nickel	\$ 308
MT6800-NL/CHBRZ	Champagne Bronze	\$ 635
MT6800-NL/CPB	Polished Chrome	\$ 237
MT6800-NL/MB	Matte Black	\$ 469
MT6800-NL/ORB	Oil Rubbed Bronze	\$ 346
MT6800-NL/PN	Polished Nickel	\$ 308
MT6800-NL/ULB	Unlacquered Brass	\$ 237
MT6800-NL/VB	Venetian Bronze	\$ 346

Group 1 Finishes

All Group 1 Finishes	\$ 469
----------------------	--------

Group 2 Finishes

All Group 2 Finishes	\$ 635
----------------------	--------

Oval Handle (valve MT6003-NL)

MT6820-NL

Complete Toilet Supply Kits include everything you need to install your toilet or bidet. Our deluxe brass oval handle angle valve blends with traditional or contemporary fixtures.

- 1 - MT6003-NL Angle Valve
- 1 - MT436X 3/8" x 20" Rigid Supply Tube
- 1 - MT441X Sure Grip Flange

Standard Finishes

MT6820-NL/BRN	Brushed Nickel	\$ 240
MT6820-NL/CHBRZ	Champagne Bronze	\$ 506
MT6820-NL/CPB	Polished Chrome	\$ 217
MT6820-NL/MB	Matte Black	\$ 375
MT6820-NL/ORB	Oil Rubbed Bronze	\$ 273
MT6820-NL/PN	Polished Nickel	\$ 240
MT6820-NL/ULB	Unlacquered Brass	\$ 217
MT6820-NL/VB	Venetian Bronze	\$ 273

Group 1 Finishes

All Group 1 Finishes	\$ 375
----------------------	--------

Group 2 Finishes

All Group 2 Finishes	\$ 506
----------------------	--------


1/2" Compression (5/8" O.D.) Inlet x 3/8" O.D. Compression Outlet



Brass Cross Handle with 1/4 Turn Ball Valve - Lead Free

(Angle - Flat Head Riser Supply Tube)

1/2" Female IPS Inlet x 3/8" O.D. Compression Outlet



Cross Handle (valve MT616-NL)

MT483BX-NL

Complete Toilet Supply Kits include everything you need to install your toilet or bidet. Our cross handle angle valve is designed for a traditional look.

- 1 - MT616-NL Angle Valve
- 1 - MT436X 3/8" x 20" Rigid Supply Tube
- 1 - MT450X 1/2" x 4" Pipe Nipple
- 1 - MT442X Sure Grip Flange

Standard Finishes		
MT483BX-NL/BRN	Brushed Nickel	\$ 332
MT483BX-NL/CHBRZ	Champagne Bronze	\$ 607
MT483BX-NL/CPB	Polished Chrome	\$ 231
MT483BX-NL/MB	Matte Black	\$ 442
MT483BX-NL/ORB	Oil Rubbed Bronze	\$ 357
MT483BX-NL/PN	Polished Nickel	\$ 332
MT483BX-NL/ULB	Unlacquered Brass	\$ 231
MT483BX-NL/VB	Venetian Bronze	\$ 357
Group 1 Finishes		
All Group 1 Finishes		\$ 442
Group 2 Finishes		
All Group 2 Finishes		\$ 607

Cross Handle (valve MT621-NL)

MT482BX-NL

Complete Toilet Supply Kits include everything you need to install your toilet or bidet. Our cross handle angle valve is designed for a traditional look.

- 1 - MT621-NL Angle Valve
- 1 - MT436X 3/8" x 20" Rigid Supply Tube
- 1 - MT441X Sure Grip Flange

Standard Finishes		
MT482BX-NL/BRN	Brushed Nickel	\$ 263
MT482BX-NL/CHBRZ	Champagne Bronze	\$ 458
MT482BX-NL/CPB	Polished Chrome	\$ 183
MT482BX-NL/MB	Matte Black	\$ 349
MT482BX-NL/ORB	Oil Rubbed Bronze	\$ 284
MT482BX-NL/PN	Polished Nickel	\$ 263
MT482BX-NL/ULB	Unlacquered Brass	\$ 183
MT482BX-NL/VB	Venetian Bronze	\$ 284
Group 1 Finishes		
All Group 1 Finishes		\$ 349
Group 2 Finishes		
All Group 2 Finishes		\$ 458

1/2" Compression (5/8" O.D.) Inlet x 3/8" O.D. Compression Outlet





Brass Cross Handle with 1/4 Turn Ceramic Disc Cartridge Valve - Lead Free (Angle - Flat Head Riser Supply Tube)

1/2" Female IPS Inlet x 3/8" O.D. Compression Outlet



Cross Handle (valve MT4001X-NL)

MT4800X-NL

Complete Toilet Supply Kits include everything you need to install your toilet or bidet. Our cross handle angle valve is designed for a traditional look.

- 1 - MT4001X-NL Angle Valve
- 1 - MT436X 3/8" x 20" Rigid Supply Tube
- 1 - MT450X 1/2" x 4" Pipe Nipple
- 1 - MT442X Sure Grip Flange

Standard Finishes

MT4800X-NL/BRN	Brushed Nickel	\$ 403
MT4800X-NL/CHBRZ	Champagne Bronze	\$ 710
MT4800X-NL/CPB	Polished Chrome	\$ 272
MT4800X-NL/MB	Matte Black	\$ 493
MT4800X-NL/ORB	Oil Rubbed Bronze	\$ 425
MT4800X-NL/PN	Polished Nickel	\$ 403
MT4800X-NL/ULB	Unlacquered Brass	\$ 272
MT4800X-NL/VB	Venetian Bronze	\$ 425

Group 1 Finishes

All Group 1 Finishes	\$ 493
----------------------	---------------

Group 2 Finishes

All Group 2 Finishes	\$ 710
----------------------	---------------

Cross Handle (valve MT4003X-NL)

MT4820X-NL

Complete Toilet Supply Kits include everything you need to install your toilet or bidet. Our cross handle angle valve is designed for a traditional look.

- 1 - MT4003X-NL Angle Valve
- 1 - MT436X 3/8" x 20" Rigid Supply Tube
- 1 - MT441X Sure Grip Flange

Standard Finishes

MT4820X-NL/BRN	Brushed Nickel	\$ 334
MT4820X-NL/CHBRZ	Champagne Bronze	\$ 538
MT4820X-NL/CPB	Polished Chrome	\$ 226
MT4820X-NL/MB	Matte Black	\$ 401
MT4820X-NL/ORB	Oil Rubbed Bronze	\$ 353
MT4820X-NL/PN	Polished Nickel	\$ 334
MT4820X-NL/ULB	Unlacquered Brass	\$ 226
MT4820X-NL/VB	Venetian Bronze	\$ 353

Group 1 Finishes

All Group 1 Finishes	\$ 401
----------------------	---------------

Group 2 Finishes

All Group 2 Finishes	\$ 538
----------------------	---------------

1/2" Compression (5/8" O.D.) Inlet x 3/8" O.D. Compression Outlet



Brass Cross Handle with 1/4 Turn Ceramic Disc Cartridge Valve - Lead Free

(Angle - Flat Head Riser Supply Tube)

1/2" Compression (5/8" O.D.) Inlet
x 3/8" O.D. Compression Outlet



Cross Handle (valve MT4004X-NL)

- MT4831X-NL**
Complete Toilet Supply Kits include everything you need to install your toilet or bidet. Our deluxe cross handle angle valve and flange is designed for a very traditional look.
- 1 - MT4004X-NL Angle Valve
 - 1 - MT436X 3/8" x 20" Rigid Supply Tube

Standard Finishes		
MT4831X-NL/BRN	Brushed Nickel	\$ 423
MT4831X-NL/CHBRZ	Champagne Bronze	\$ 696
MT4831X-NL/CPB	Polished Chrome	\$ 297
MT4831X-NL/MB	Matte Black	\$ 514
MT4831X-NL/ORB	Oil Rubbed Bronze	\$ 467
MT4831X-NL/PN	Polished Nickel	\$ 423
MT4831X-NL/ULB	Unlacquered Brass	\$ 297
MT4831X-NL/VB	Venetian Bronze	\$ 467
Group 1 Finishes		
All Group 1 Finishes		\$ 514
Group 2 Finishes		
All Group 2 Finishes		\$ 696

Contemporary Lever Handle with 1/4 Turn Ceramic Disc Cartridge Valve - Lead Free

(Angle - Flat Head Riser Supply Tube)

Lever Handle (valve MT5001L-NL)

- MT5800L-NL**
Complete Toilet Supply Kits include everything you need to install your toilet or bidet. Our lever handle angle valve is designed for a contemporary look.
- 1 - MT5001L-NL Angle Valve
 - 1 - MT436X 3/8" x 20" Rigid Supply Tube
 - 1 - MT450X 1/2" x 4" Pipe Nipple
 - 1 - MT442X Sure Grip Flange

Standard Finishes		
MT5800L-NL/BRN	Brushed Nickel	\$ 366
MT5800L-NL/CHBRZ	Champagne Bronze	\$ 668
MT5800L-NL/CPB	Polished Chrome	\$ 241
MT5800L-NL/MB	Matte Black	\$ 491
MT5800L-NL/ORB	Oil Rubbed Bronze	\$ 406
MT5800L-NL/PN	Polished Nickel	\$ 366
MT5800L-NL/ULB	Unlacquered Brass	\$ 241
MT5800L-NL/VB	Venetian Bronze	\$ 406
Group 1 Finishes		
All Group 1 Finishes		\$ 491
Group 2 Finishes		
All Group 2 Finishes		\$ 668

1/2" Female IPS Inlet x 3/8" O.D.
Compression Outlet





Contemporary Lever Handle with 1/4 Turn Ceramic Disc Cartridge Valve - Lead Free

(Angle - Flat Head Riser Supply Tube)

1/2" Compression (5/8" O.D.) Inlet x 3/8" O.D. Compression Outlet



Lever Handle (valve MT5003L-NL)

MT5820L-NL

Complete Toilet Supply Kits include everything you need to install your toilet or bidet. Our lever handle angle valve is designed for a contemporary look.

- 1 - MT5003L-NL Angle Valve
- 1 - MT436X 3/8" x 20" Rigid Supply Tube
- 1 - MT441X Sure Grip Flange

Standard Finishes

MT5820L-NL/BRN	Brushed Nickel	\$ 298
MT5820L-NL/CHBRZ	Champagne Bronze	\$ 537
MT5820L-NL/CPB	Polished Chrome	\$ 194
MT5820L-NL/MB	Matte Black	\$ 398
MT5820L-NL/ORB	Oil Rubbed Bronze	\$ 334
MT5820L-NL/PN	Polished Nickel	\$ 298
MT5820L-NL/ULB	Unlacquered Brass	\$ 194
MT5820L-NL/VB	Venetian Bronze	\$ 334

Group 1 Finishes

All Group 1 Finishes	\$ 398
----------------------	---------------

Group 2 Finishes

All Group 2 Finishes	\$ 537
----------------------	---------------

Mini Lever Handle with 1/4 Turn Ball Valve - Lead Free

(Angle - Flat Head Riser Supply Tube)

Lever Handle (valve MT521-NL)

MT482BL-NL

Complete Toilet Supply Kits include everything you need to install your toilet or bidet. Our mini lever handle angle valve is designed for a contemporary look.

- 1 - MT521-NL Angle Valve
- 1 - MT436X 3/8" x 20" Rigid Supply Tube
- 1 - MT441X Sure Grip Flange

Standard Finishes

MT482BL-NL/BRN	Brushed Nickel	\$ 263
MT482BL-NL/CHBRZ	Champagne Bronze	\$ 458
MT482BL-NL/CPB	Polished Chrome	\$ 183
MT482BL-NL/MB	Matte Black	\$ 349
MT482BL-NL/ORB	Oil Rubbed Bronze	\$ 284
MT482BL-NL/PN	Polished Nickel	\$ 263
MT482BL-NL/ULB	Unlacquered Brass	\$ 183
MT482BL-NL/VB	Venetian Bronze	\$ 284

Group 1 Finishes

All Group 1 Finishes	\$ 349
----------------------	---------------

Group 2 Finishes

All Group 2 Finishes	\$ 458
----------------------	---------------

1/2" Compression (5/8" O.D.) Inlet x 3/8" O.D. Compression Outlet



Contemporary Round Handle with 1/4 Turn Ceramic Disc Cartridge Valve - Lead Free
(Angle - Flat Head Riser Supply Tube)

1/2" Compression (5/8" O.D.) Inlet
x 3/8" O.D. Compression Outlet



Round Handle (valve MT6004-NL)

MT6831-NL
Complete Toilet Supply Kits include everything you need to install your toilet or bidet. Our round handle angle valve is designed for a contemporary look.

- 1 - MT6004-NL Angle Valve
- 1 - MT436X 3/8" x 20" Rigid Supply Tube

Standard Finishes		
MT6831-NL/BRN	Brushed Nickel	\$ 363
MT6831-NL/CHBRZ	Champagne Bronze	\$ 515
MT6831-NL/CPB	Polished Chrome	\$ 245
MT6831-NL/MB	Matte Black	\$ 458
MT6831-NL/ORB	Oil Rubbed Bronze	\$ 411
MT6831-NL/PN	Polished Nickel	\$ 363
MT6831-NL/ULB	Unlacquered Brass	\$ 245
MT6831-NL/VB	Venetian Bronze	\$ 411
Group 1 Finishes		
All Group 1 Finishes		\$ 458
Group 2 Finishes		
All Group 2 Finishes		\$ 515

Contemporary Square Handle with 1/4 Turn Ceramic Disc Cartridge Valve - Lead Free
(Angle - Flat Head Riser Supply Tube)

Square Handle (valve MT5004-NL)

MT5831-NL
Complete Toilet Supply Kits include everything you need to install your toilet or bidet. Our square handle angle valve is designed for a contemporary look.

- 1 - MT5004-NL Angle Valve
- 1 - MT436X 3/8" x 20" Rigid Supply Tube

Standard Finishes		
MT5831-NL/BRN	Brushed Nickel	\$ 374
MT5831-NL/CHBRZ	Champagne Bronze	\$ 555
MT5831-NL/CPB	Polished Chrome	\$ 266
MT5831-NL/MB	Matte Black	\$ 484
MT5831-NL/ORB	Oil Rubbed Bronze	\$ 428
MT5831-NL/PN	Polished Nickel	\$ 374
MT5831-NL/ULB	Unlacquered Brass	\$ 266
MT5831-NL/VB	Venetian Bronze	\$ 428
Group 1 Finishes		
All Group 1 Finishes		\$ 484
Group 2 Finishes		
All Group 2 Finishes		\$ 555

1/2" Compression (5/8" O.D.) Inlet
x 3/8" O.D. Compression Outlet





Brass Oval Handle with 1/4 Turn Ball Valve - Lead Free

(Straight - Flat Head Riser Supply Tube)

1/2" Compression (5/8" O.D.) Inlet x 3/8" O.D. Compression Outlet



Oval Handle (valve MT410-NL)

MT4223-NL

Complete Toilet Supply Kits include everything you need to install your toilet or bidet. Our oval handle straight valve is designed for a traditional look.

- 1 - MT410-NL Straight Valve
- 1 - MT436X 3/8" x 20" Rigid Supply Tube
- 1 - MT441X Sure Grip Flange

Standard Finishes

MT4223-NL/BRN	Brushed Nickel	\$ 218
MT4223-NL/CHBRZ	Champagne Bronze	\$ 372
MT4223-NL/CPB	Polished Chrome	\$ 145
MT4223-NL/MB	Matte Black	\$ 272
MT4223-NL/ORB	Oil Rubbed Bronze	\$ 240
MT4223-NL/PN	Polished Nickel	\$ 218
MT4223-NL/ULB	Unlacquered Brass	\$ 145
MT4223-NL/VB	Venetian Bronze	\$ 240

Group 1 Finishes

All Group 1 Finishes	\$ 272
----------------------	---------------

Group 2 Finishes

All Group 2 Finishes	\$ 372
----------------------	---------------

Contemporary Lever Handle with 1/4 Turn Ceramic Disc Cartridge Valve - Lead Free

(Straight - Flat Head Riser Supply Tube)

Lever Handle (valve MT5120L-NL)

MT5122L-NL

Complete Toilet Supply Kits include everything you need to install your toilet or bidet. Our lever handle straight valve is designed for a contemporary look.

- 1 - MT5120L-NL Straight Valve
- 1 - MT436X 3/8" x 20" Rigid Supply Tube
- 1 - MT441X Sure Grip Flange

Standard Finishes

MT5122L-NL/BRN	Brushed Nickel	\$ 304
MT5122L-NL/CHBRZ	Champagne Bronze	\$ 547
MT5122L-NL/CPB	Polished Chrome	\$ 205
MT5122L-NL/MB	Matte Black	\$ 409
MT5122L-NL/ORB	Oil Rubbed Bronze	\$ 345
MT5122L-NL/PN	Polished Nickel	\$ 304
MT5122L-NL/ULB	Unlacquered Brass	\$ 205
MT5122L-NL/VB	Venetian Bronze	\$ 345

Group 1 Finishes

All Group 1 Finishes	\$ 409
----------------------	---------------

Group 2 Finishes

All Group 2 Finishes	\$ 547
----------------------	---------------

1/2" Compression (5/8" O.D.) Inlet x 3/8" O.D. Compression Outlet



**Brass Cross Handle with 1/4 Turn Ceramic Disc Cartridge Valve - Lead Free**

(Sweat - Angle - Flat Head Riser Supply Tube)

1/2" Copper Sweat Inlet x 3/8" O.D. Compression Outlet**Cross Handle (valve MT416X-NL)****MT4840X-NL**

Complete Toilet Supply Kits include everything you need to install your toilet or bidet. This angle sweat valve is traditionally styled with a cross handle.

- 1 - MT416X-NL Angle Sweat Valve
- 1 - MT436X 3/8" x 20" Rigid Supply Tube

Standard Finishes

MT4840X-NL/BRN	Brushed Nickel	\$ 359
MT4840X-NL/CHBRZ	Champagne Bronze	\$ 571
MT4840X-NL/CPB	Polished Chrome	\$ 277
MT4840X-NL/MB	Matte Black	\$ 429
MT4840X-NL/ORB	Oil Rubbed Bronze	\$ 396
MT4840X-NL/PN	Polished Nickel	\$ 359
MT4840X-NL/ULB	Unlacquered Brass	\$ 277
MT4840X-NL/VB	Venetian Bronze	\$ 396

Group 1 Finishes

All Group 1 Finishes	\$ 429
----------------------	---------------

Group 2 Finishes

All Group 2 Finishes	\$ 571
----------------------	---------------

Brass Cross Handle with 1/4 Turn Ball Valve - Lead Free

(Sweat - Angle - Flat Head Riser Supply Tube)

Cross Handle (valve MT629-NL)**MT5161X-NL**

Complete Toilet Supply Kits include everything you need to install your toilet or bidet. This angle sweat valve is traditionally styled with a mini cross handle.

- 1 - MT629-NL Angle Sweat Valve
- 1 - MT436X 3/8" x 20" Rigid Supply Tube

Standard Finishes

MT5161X-NL/BRN	Brushed Nickel	\$ 241
MT5161X-NL/CHBRZ	Champagne Bronze	\$ 352
MT5161X-NL/CPB	Polished Chrome	\$ 191
MT5161X-NL/MB	Matte Black	\$ 272
MT5161X-NL/ORB	Oil Rubbed Bronze	\$ 255
MT5161X-NL/PN	Polished Nickel	\$ 241
MT5161X-NL/ULB	Unlacquered Brass	\$ 191
MT5161X-NL/VB	Venetian Bronze	\$ 255

Group 1 Finishes

All Group 1 Finishes	\$ 272
----------------------	---------------

Group 2 Finishes

All Group 2 Finishes	\$ 352
----------------------	---------------

1/2" Copper Sweat Inlet x 3/8" O.D. Compression Outlet



Brass Oval Handle with 1/4 Turn Ball Valve - Lead Free

(Sweat - Angle - Flat Head Riser Supply Tube)

1/2" Copper Sweat Inlet x 3/8" O.D. Compression Outlet



Oval Handle (valve MT316-NL)

MT3840-NL

Complete Toilet Supply Kits include everything you need to install your toilet or bidet. This angle sweat valve is traditionally styled with a brass oval handle.

- 1 - MT316-NL Angle Sweat Valve
- 1 - MT436X 3/8" x 20" Rigid Supply Tube

Standard Finishes

MT3840-NL/BRN	Brushed Nickel	\$ 245
MT3840-NL/CHBRZ	Champagne Bronze	\$ 352
MT3840-NL/CPB	Polished Chrome	\$ 191
MT3840-NL/MB	Matte Black	\$ 272
MT3840-NL/ORB	Oil Rubbed Bronze	\$ 255
MT3840-NL/PN	Polished Nickel	\$ 245
MT3840-NL/ULB	Unlacquered Brass	\$ 191
MT3840-NL/VB	Venetian Bronze	\$ 255

Group 1 Finishes

All Group 1 Finishes	\$ 272
----------------------	---------------

Group 2 Finishes

All Group 2 Finishes	\$ 352
----------------------	---------------

Contemporary Lever Handle with 1/4 Turn Ceramic Disc Cartridge Valve - Lead Free

(Sweat - Angle - Flat Head Riser Supply Tube)

Lever Handle (valve MT516L-NL)

MT5160L-NL

Complete Toilet Supply Kits include everything you need to install your toilet or bidet. This angle sweat valve is a contemporary styled valve with a lever handle.

- 1 - MT516L-NL Angle Sweat Valve
- 1 - MT436X 3/8" x 20" Rigid Supply Tube

Standard Finishes

MT5160L-NL/BRN	Brushed Nickel	\$ 366
MT5160L-NL/CHBRZ	Champagne Bronze	\$ 547
MT5160L-NL/CPB	Polished Chrome	\$ 253
MT5160L-NL/MB	Matte Black	\$ 473
MT5160L-NL/ORB	Oil Rubbed Bronze	\$ 421
MT5160L-NL/PN	Polished Nickel	\$ 366
MT5160L-NL/ULB	Unlacquered Brass	\$ 253
MT5160L-NL/VB	Venetian Bronze	\$ 421

Group 1 Finishes

All Group 1 Finishes	\$ 473
----------------------	---------------

Group 2 Finishes

All Group 2 Finishes	\$ 547
----------------------	---------------

1/2" Copper Sweat Inlet x 3/8" O.D. Compression Outlet





Brass Cross Handle with 1/4 Turn Ball Valve - Lead Free

(Sweat - Straight - Flat Head Riser Supply Tube)

1/2" Copper Sweat Inlet x 3/8" O.D. Compression Outlet



Cross Handle (valve MT631-NL)

MT5060L-NL

Complete Toilet Supply Kits include everything you need to install your toilet or bidet. This straight sweat valve is traditionally styled with a mini cross handle.

- 1 - MT631-NL Straight Sweat Valve
- 1 - MT436X 3/8" x 20" Rigid Supply Tube

Standard Finishes

MT5060L-NL/BRN	Brushed Nickel	\$ 280
MT5060L-NL/CHBRZ	Champagne Bronze	\$ 497
MT5060L-NL/CPB	Polished Chrome	\$ 227
MT5060L-NL/MB	Matte Black	\$ 371
MT5060L-NL/ORB	Oil Rubbed Bronze	\$ 316
MT5060L-NL/PN	Polished Nickel	\$ 280
MT5060L-NL/ULB	Unlacquered Brass	\$ 227
MT5060L-NL/VB	Venetian Bronze	\$ 316

Group 1 Finishes

All Group 1 Finishes	\$ 371
----------------------	---------------

Group 2 Finishes

All Group 2 Finishes	\$ 497
----------------------	---------------

Brass Oval Handle with 1/4 Turn Ball Valve - Lead Free

(Sweat - Straight - Flat Head Riser Supply Tube)

Oval Handle (valve MT317-NL)

MT4811X-NL

Complete Toilet Supply Kits include everything you need to install your toilet or bidet. This straight sweat valve is traditionally styled with a brass oval handle.

- 1 - MT317-NL Straight Sweat Valve
- 1 - MT436X 3/8" x 20" Rigid Supply Tube

Standard Finishes

MT4811X-NL/BRN	Brushed Nickel	\$ 247
MT4811X-NL/CHBRZ	Champagne Bronze	\$ 371
MT4811X-NL/CPB	Polished Chrome	\$ 177
MT4811X-NL/MB	Matte Black	\$ 288
MT4811X-NL/ORB	Oil Rubbed Bronze	\$ 281
MT4811X-NL/PN	Polished Nickel	\$ 247
MT4811X-NL/ULB	Unlacquered Brass	\$ 177
MT4811X-NL/VB	Venetian Bronze	\$ 281

Group 1 Finishes

All Group 1 Finishes	\$ 288
----------------------	---------------

Group 2 Finishes

All Group 2 Finishes	\$ 371
----------------------	---------------

1/2" Copper Sweat Inlet x 3/8" O.D. Compression Outlet





Brass Cross Handle with 1/4 Turn Ball Valve - Lead Free

(Cover Tube - Flat Head Riser Supply Tube)

**1/2" Compression (5/8" O.D.) Inlet x
3/8" O.D. Compression Outlet**



Cross Handle (valve MT621-NL)

MT582BX-NL

Complete Toilet Supply Kits include everything you need to install your toilet or bidet. Our cross handle angle valve is designed for a traditional look.

- 1 - MT621-NL Angle Valve
- 1 - MT436X 3/8" x 20" Rigid Supply Tube
- 1 - MT4390X Cover Tube

Standard Finishes

MT582BX-NL/BRN	Brushed Nickel	\$ 313
MT582BX-NL/CHBRZ	Champagne Bronze	\$ 514
MT582BX-NL/CPB	Polished Chrome	\$ 225
MT582BX-NL/MB	Matte Black	\$ 409
MT582BX-NL/PN	Polished Nickel	\$ 313

Group 1 Finishes

All Group 1 Finishes	\$ 409
----------------------	---------------

Group 2 Finishes

All Group 2 Finishes	\$ 514
----------------------	---------------

Mini Lever Handle with 1/4 Turn Ball Valve - Lead Free

(Cover Tube - Flat Head Riser Supply Tube)

Lever Handle (valve MT521-NL)

MT582BL-NL

Complete Toilet Supply Kits include everything you need to install your toilet or bidet. Our lever handle angle valve is designed for a contemporary look.

- 1 - MT521-NL Angle Valve
- 1 - MT436X 3/8" x 20" Rigid Supply Tube
- 1 - MT4390X Cover Tube

Standard Finishes

MT582BL-NL/BRN	Brushed Nickel	\$ 297
MT582BL-NL/CHBRZ	Champagne Bronze	\$ 485
MT582BL-NL/CPB	Polished Chrome	\$ 212
MT582BL-NL/MB	Matte Black	\$ 386
MT582BL-NL/PN	Polished Nickel	\$ 297


Group 1 Finishes

All Group 1 Finishes	\$ 386
----------------------	---------------

Group 2 Finishes

All Group 2 Finishes	\$ 485
----------------------	---------------

**1/2" Compression (5/8" O.D.) Inlet x 3/8" O.D.
Compression Outlet**





Decorative Lavatory Drains

Section Contents

Decorative Drains for Vessel, Glass, & Lavatory Sinks **221 - 227**

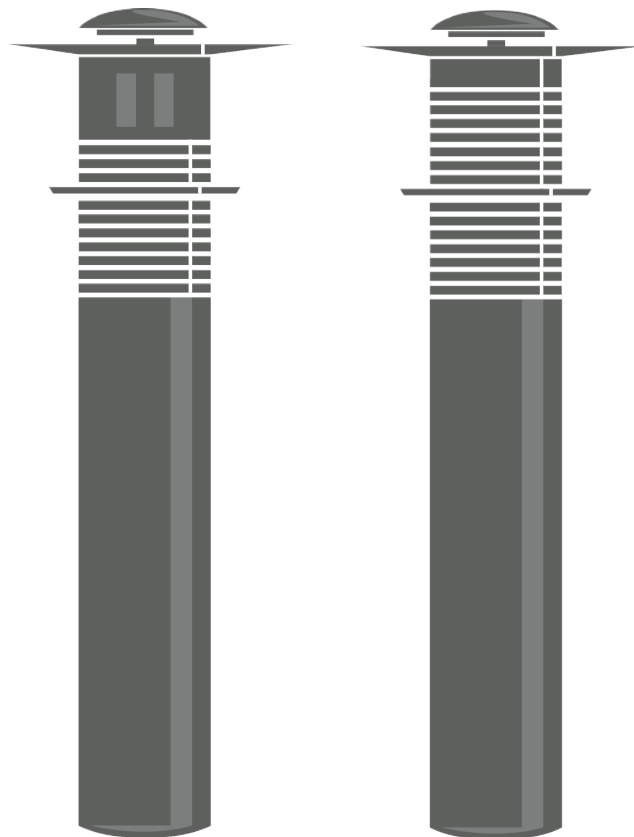
Lavatory Drain Parts **228 - 229**

Fixture Planning Diagrams

Use the bath sink and pedestal sink fixture planning diagram to simplify your product selection and complete your design.

Bath Sink Fixture Planning Diagram **20**

Pedestal Sink Fixture Planning Diagram **21**





20 Hole Brass Lavatory Grid Drain - 6" Tailpiece with Overflow

MT730-2

A decorative, fully plated, 20-hole brass lavatory grid drain for sinks and vessels with overflow.

- Patented "Fast Flow Angle Top"
- No clogging or puddling of water
- Eliminates water spots
- Tailpiece measures 6" Long x 1-1/4" O.D.
- Drain Opening 1-1/2" diameter
- 2-1/2" Threaded Drain Body
- Comes With Overflow
- IAPMO (UPC) Approved

Standard Finishes

MT730-2/BRN	Brushed Nickel	\$ 124
MT730-2/CHBRZ	Champagne Bronze	\$ 296
MT730-2/CPB	Polished Chrome	\$ 92
MT730-2/MB	Matte Black	\$ 251
MT730-2/ORB	Oil Rubbed Bronze	\$ 211
MT730-2/PN	Polished Nickel	\$ 124
MT730-2/ULB	Unlacquered Brass	\$ 92
MT730-2/VB	Venetian Bronze	\$ 211

Group 1 Finishes

All Group 1 Finishes **\$ 251**

Group 2 Finishes

All Group 2 Finishes **\$ 296**



20 Hole Brass Lavatory Grid Drain - 6" Tailpiece without Overflow

MT740-2

A decorative, fully plated, 20-hole brass lavatory grid drain for sinks and vessels without overflow.

- Patented "Fast Flow Angle Top"
- No clogging or puddling of water
- Eliminates water spots
- Tailpiece measures 6" Long x 1-1/4" O.D.
- Drain Opening 1-1/2" diameter
- 2-1/2" Threaded Drain Body
- Comes Without Overflow
- IAPMO (UPC) Approved

Standard Finishes

MT740-2/BRN	Brushed Nickel	\$ 124
MT740-2/CHBRZ	Champagne Bronze	\$ 296
MT740-2/CPB	Polished Chrome	\$ 92
MT740-2/MB	Matte Black	\$ 251
MT740-2/ORB	Oil Rubbed Bronze	\$ 211
MT740-2/PN	Polished Nickel	\$ 124
MT740-2/ULB	Unlacquered Brass	\$ 92
MT740-2/VB	Venetian Bronze	\$ 211

Group 1 Finishes

All Group 1 Finishes **\$ 251**

Group 2 Finishes

All Group 2 Finishes **\$ 296**



20 Hole Brass Lavatory Grid Drain - 8" Tailpiece with Overflow

MT734

A decorative, fully plated, 20-hole brass lavatory grid drain for sinks and vessels with overflow.

- Patented "Fast Flow Angle Top"
- No clogging or puddling of water
- Eliminates water spots
- Tailpiece measures 8" Long x 1-1/4" O.D.
- Drain Opening 1-1/2" diameter
- 2-1/2" Threaded Drain Body
- Comes With Overflow
- IAPMO (UPC) Approved

Standard Finishes

MT734/BRN	Brushed Nickel	\$ 133
MT734/CHBRZ	Champagne Bronze	\$ 312
MT734/CPB	Polished Chrome	\$ 96
MT734/MB	Matte Black	\$ 261
MT734/ORB	Oil Rubbed Bronze	\$ 220
MT734/PN	Polished Nickel	\$ 133
MT734/ULB	Unlacquered Brass	\$ 96
MT734/VB	Venetian Bronze	\$ 220

Group 1 Finishes

All Group 1 Finishes	\$ 261
----------------------	---------------

Group 2 Finishes

All Group 2 Finishes	\$ 312
----------------------	---------------



20 Hole Brass Lavatory Grid Drain - 8" Tailpiece without Overflow

MT735

A decorative, fully plated, 20-hole brass lavatory grid drain for sinks and vessels without overflow.

- Patented "Fast Flow Angle Top"
- No clogging or puddling of water
- Eliminates water spots
- Tailpiece measures 8" Long x 1-1/4" O.D.
- Drain Opening 1-1/2" diameter
- 4" Threaded Drain Body
- Comes Without Overflow
- IAPMO (UPC) Approved

Standard Finishes

MT735/BRN	Brushed Nickel	\$ 133
MT735/CHBRZ	Champagne Bronze	\$ 312
MT735/CPB	Polished Chrome	\$ 96
MT735/MB	Matte Black	\$ 261
MT735/ORB	Oil Rubbed Bronze	\$ 220
MT735/PN	Polished Nickel	\$ 133
MT735/ULB	Unlacquered Brass	\$ 96
MT735/VB	Venetian Bronze	\$ 220

Group 1 Finishes

All Group 1 Finishes	\$ 261
----------------------	---------------

Group 2 Finishes

All Group 2 Finishes	\$ 312
----------------------	---------------



Tear Drop Pattern Lavatory Grid Drain - with Overflow

MT749-3

A teardrop pattern lavatory drain for sinks and vessels with overflow. Fully plated brass drain body and tailpiece.

- Tailpiece measures 8" Long x 1-1/4" O.D.
- Drain Opening 1-1/2" diameter
- 4" Threaded Drain Body
- Comes With Overflow

Standard Finishes

MT749-3/BRN	Brushed Nickel	\$ 133
MT749-3/CHBRZ	Champagne Bronze	\$ 312
MT749-3/CPB	Polished Chrome	\$ 96
MT749-3/MB	Matte Black	\$ 261
MT749-3/ORB	Oil Rubbed Bronze	\$ 220
MT749-3/PN	Polished Nickel	\$ 133
MT749-3/ULB	Unlacquered Brass	\$ 96
MT749-3/VB	Venetian Bronze	\$ 220

Group 1 Finishes

All Group 1 Finishes	\$ 261
----------------------	---------------

Group 2 Finishes

All Group 2 Finishes	\$ 312
----------------------	---------------



Tear Drop Pattern Lavatory Grid Drain - without Overflow

MT749

A teardrop pattern lavatory drain for sinks and vessels without overflow. Fully plated brass drain body and tailpiece.

- Tailpiece measures 8" Long x 1-1/4" O.D.
- Drain Opening 1-1/2" diameter
- 4" Threaded Drain Body
- Comes Without Overflow

Standard Finishes

MT749/BRN	Brushed Nickel	\$ 133
MT749/CHBRZ	Champagne Bronze	\$ 312
MT749/CPB	Polished Chrome	\$ 96
MT749/MB	Matte Black	\$ 261
MT749/ORB	Oil Rubbed Bronze	\$ 220
MT749/PN	Polished Nickel	\$ 133
MT749/ULB	Unlacquered Brass	\$ 96
MT749/VB	Venetian Bronze	\$ 220


Group 1 Finishes

All Group 1 Finishes	\$ 261
----------------------	---------------

Group 2 Finishes

All Group 2 Finishes	\$ 312
----------------------	---------------

Notes:



EZ-CLICK™ Soft Touch Round Lavatory Drain - with Overflow

MT741

A soft touch lavatory drain for sinks and vessels with overflow. Fully plated brass drain body and tailpiece. Features EZ-Click™ round pop-up drain mechanism.

- Tailpiece measures 8" Long x 1-1/4" O.D.
- Drain Opening 1-1/2" diameter
- 2-1/2" Drain Body
- Comes With Overflow

Standard Finishes


MT741/BRN	Brushed Nickel	\$ 138
MT741/CHBRZ	Champagne Bronze	\$ 326
MT741/CPB	Polished Chrome	\$ 104
MT741/MB	Matte Black	\$ 276
MT741/ORB	Oil Rubbed Bronze	\$ 231
MT741/PN	Polished Nickel	\$ 138
MT741/ULB	Unlacquered Brass	\$ 104
MT741/VB	Venetian Bronze	\$ 231

Group 1 Finishes

All Group 1 Finishes **\$ 276**

Group 2 Finishes

All Group 2 Finishes **\$ 326**



EZ-CLICK™ Soft Touch Round Lavatory Drain - without Overflow

MT742

A soft touch lavatory drain for sinks and vessels without overflow. Fully plated brass drain body and tailpiece. Features EZ-Click™ round pop-up drain mechanism.

- Tailpiece measures 8" Long x 1-1/4" O.D.
- Drain Opening 1-1/2" diameter
- 4" Drain Body
- Comes Without Overflow

Standard Finishes


MT742/BRN	Brushed Nickel	\$ 138
MT742/CHBRZ	Champagne Bronze	\$ 326
MT742/CPB	Polished Chrome	\$ 104
MT742/MB	Matte Black	\$ 276
MT742/ORB	Oil Rubbed Bronze	\$ 231
MT742/PN	Polished Nickel	\$ 138
MT742/ULB	Unlacquered Brass	\$ 104
MT742/VB	Venetian Bronze	\$ 231

Group 1 Finishes

All Group 1 Finishes **\$ 276**

Group 2 Finishes

All Group 2 Finishes **\$ 326**



Dome Style Round Lavatory Drain - with Overflow & Stationary Dome

MT744-3

Dome style lavatory drain for sinks and vessels with overflow. Fully plated brass drain body and tailpiece. Features a stationary round dome.

- Tailpiece measures 8" Long x 1-1/4" O.D.
- Drain Opening 1-1/2" diameter
- 4" Drain Body
- Max Sink 2-1/4" Thick
- With Overflow
- Does Not Seal Water

Standard Finishes

MT744-3/BRN	Brushed Nickel	\$ 258
MT744-3/CHBRZ	Champagne Bronze	\$ 481
MT744-3/CPB	Polished Chrome	\$ 215
MT744-3/MB	Matte Black	\$ 345
MT744-3/ORB	Oil Rubbed Bronze	\$ 282
MT744-3/PN	Polished Nickel	\$ 258
MT744-3/ULB	Unlacquered Brass	\$ 215
MT744-3/VB	Venetian Bronze	\$ 282

Group 1 Finishes


All Group 1 Finishes

Group 2 Finishes

All Group 2 Finishes

\$ 345

\$ 481



Dome Style Round Lavatory Drain - without Overflow & Stationary Dome

MT744-2

Dome style lavatory drain for sinks and vessels without overflow. Fully plated brass drain body and tailpiece. Features a stationary round dome.

- Tailpiece measures 8" Long x 1-1/4" O.D.
- Drain Opening 1-1/2" diameter
- 4" Drain Body
- Max Sink 2-1/4" Thick
- Without Overflow
- Does Not Seal Water

Standard Finishes

MT744-2/BRN	Brushed Nickel	\$ 258
MT744-2/CHBRZ	Champagne Bronze	\$ 481
MT744-2/CPB	Polished Chrome	\$ 215
MT744-2/MB	Matte Black	\$ 345
MT744-2/ORB	Oil Rubbed Bronze	\$ 282
MT744-2/PN	Polished Nickel	\$ 258
MT744-2/ULB	Unlacquered Brass	\$ 215
MT744-2/VB	Venetian Bronze	\$ 282

Group 1 Finishes


All Group 1 Finishes

Group 2 Finishes

All Group 2 Finishes

\$ 345

\$ 481



Dome Style Round Lavatory Drain - with Overflow & EZ-CLICK™ Soft Touch Dome

MT745-3

Dome style, soft touch lavatory drain for sinks and vessels with overflow. Fully plated brass drain body and tailpiece. Features EZ-Click™ round dome pop-up drain mechanism.

- Tailpiece measures 8" Long x 1-1/4" O.D.
- Drain Opening 1-1/2" diameter
- 4" Drain Body
- Max Sink 2-1/4" Thick
- With Overflow
- Seals Water

Standard Finishes


MT745-3/BRN	Brushed Nickel	\$ 258
MT745-3/CHBRZ	Champagne Bronze	\$ 481
MT745-3/CPB	Polished Chrome	\$ 215
MT745-3/MB	Matte Black	\$ 345
MT745-3/ORB	Oil Rubbed Bronze	\$ 282
MT745-3/PN	Polished Nickel	\$ 258
MT745-3/ULB	Unlacquered Brass	\$ 215
MT745-3/VB	Venetian Bronze	\$ 282

Group 1 Finishes

All Group 1 Finishes	\$ 345
----------------------	--------

Group 2 Finishes

All Group 2 Finishes	\$ 481
----------------------	--------



Dome Style Round Lavatory Drain - without Overflow & EZ-CLICK™ Soft Touch Dome

MT745-2

Dome style, soft touch lavatory drain for sinks and vessels without overflow. Fully plated brass drain body and tailpiece. Features EZ-Click™ round dome pop-up drain mechanism.

- Tailpiece measures 8" Long x 1-1/4" O.D.
- Drain Opening 1-1/2" diameter
- 4" Drain Body
- Max Sink 2-1/4" Thick
- Without Overflow
- Seals Water

Standard Finishes


MT745-2/BRN	Brushed Nickel	\$ 258
MT745-2/CHBRZ	Champagne Bronze	\$ 481
MT745-2/CPB	Polished Chrome	\$ 215
MT745-2/MB	Matte Black	\$ 345
MT745-2/ORB	Oil Rubbed Bronze	\$ 282
MT745-2/PN	Polished Nickel	\$ 258
MT745-2/ULB	Unlacquered Brass	\$ 215
MT745-2/VB	Venetian Bronze	\$ 282

Group 1 Finishes

All Group 1 Finishes	\$ 345
----------------------	--------

Group 2 Finishes

All Group 2 Finishes	\$ 481
----------------------	--------



Finger Touch Lavatory Drain - with Overflow

MT743-3

A finger touch lavatory drain for sinks and vessels with overflow. Fully plated brass drain body and tailpiece. Features round flip drain that opens and closes.

- Tailpiece measures 8" Long x 1-1/4" O.D.
- Drain Opening 1-1/2" diameter
- 4" Threaded Drain Body
- Comes With Overflow

Standard Finishes

MT743-3/BRN	Brushed Nickel	\$ 205
MT743-3/CHBRZ	Champagne Bronze	\$ 338
MT743-3/CPB	Polished Chrome	\$ 195
MT743-3/MB	Matte Black	\$ 281
MT743-3/ORB	Oil Rubbed Bronze	\$ 244
MT743-3/PN	Polished Nickel	\$ 205
MT743-3/ULB	Unlacquered Brass	\$ 195
MT743-3/VB	Venetian Bronze	\$ 244

Group 1 Finishes

All Group 1 Finishes **\$ 281**

Group 2 Finishes

All Group 2 Finishes **\$ 338**



Finger Touch Lavatory - without Overflow

MT743

A finger touch lavatory drain for sinks and vessels without overflow. Fully plated brass drain body and tailpiece. Features round flip drain that opens and closes.

- Tailpiece measures 8" Long x 1-1/4" O.D.
- Drain Opening 1-1/2" diameter
- 4" Threaded Drain Body
- Comes Without Overflow

Standard Finishes

MT743/BRN	Brushed Nickel	\$ 205
MT743/CHBRZ	Champagne Bronze	\$ 338
MT743/CPB	Polished Chrome	\$ 195
MT743/MB	Matte Black	\$ 281
MT743/ORB	Oil Rubbed Bronze	\$ 244
MT743/PN	Polished Nickel	\$ 205
MT743/ULB	Unlacquered Brass	\$ 195
MT743/VB	Venetian Bronze	\$ 244

Group 1 Finishes

All Group 1 Finishes **\$ 281**

Group 2 Finishes

All Group 2 Finishes **\$ 338**



12" Lavatory Drain Tailpiece - Threaded on Both Ends



MT326TP

A 1-1/4" x 12" tailpiece threaded on both ends. Replacement for shorter tailpieces on most manufacturer's lavatory drains with a threaded tailpiece. May be cut to appropriate size.

- 17 Gauge Tailpiece
- 1-1/4" - 27 Threads on both ends

Standard Finishes

MT326TP/BRN	Brushed Nickel	\$ 124
MT326TP/CHBRZ	Champagne Bronze	\$ 200
MT326TP/CPB	Polished Chrome	\$ 90
MT326TP/MB	Matte Black	\$ 144
MT326TP/ORB	Oil Rubbed Bronze	\$ 137
MT326TP/PN	Polished Nickel	\$ 124
MT326TP/ULB	Unlacquered Brass	\$ 90
MT326TP/VB	Venetian Bronze	\$ 137

Group 1 Finishes

All Group 1 Finishes	\$ 144
----------------------	--------

Group 2 Finishes

All Group 2 Finishes	\$ 200
----------------------	--------

Solid Brass Spacer with Washer for Sinks

Glass

MTDISC

Spacer disk for use with vessels for countertop installation.

- 2-3/4" O.D. X 1-3/4" I.D. X 5/8" High
- 1-3/4" hole required in glass sink

Standard Finishes

MTDISC/BRN	Brushed Nickel	\$ 128
MTDISC/CHBRZ	Champagne Bronze	\$ 192
MTDISC/CPB	Polished Chrome	\$ 125
MTDISC/MB	Matte Black	\$ 156
MTDISC/ORB	Oil Rubbed Bronze	\$ 137
MTDISC/PN	Polished Nickel	\$ 128
MTDISC/ULB	Unlacquered Brass	\$ 125
MTDISC/VB	Venetian Bronze	\$ 137

Group 1 Finishes

All Group 1 Finishes	\$ 156
----------------------	--------

Group 2 Finishes

All Group 2 Finishes	\$ 192
----------------------	--------





Slip Joint Tailpiece Extension Tube for Lavatory Drains

MT328SJ

A 1-1/4" x 8", 17 gauge Slip Joint Tailpiece Extension Tube for standard P-Traps.

- Compatible with all Mountain Plumbing lavatory drains.
- Also compatible with most other manufacturer's lavatory drains.

Standard Finishes

MT328SJ/BRN	Brushed Nickel	\$ 96
MT328SJ/CHBRZ	Champagne Bronze	\$ 205
MT328SJ/CPB	Polished Chrome	\$ 80
MT328SJ/MB	Matte Black	\$ 145
MT328SJ/ORB	Oil Rubbed Bronze	\$ 124
MT328SJ/PN	Polished Nickel	\$ 96
MT328SJ/ULB	Unlacquered Brass	\$ 80
MT328SJ/VB	Venetian Bronze	\$ 124

Group 1 Finishes

All Group 1 Finishes	\$ 145
----------------------	---------------

Group 2 Finishes

All Group 2 Finishes	\$ 205
----------------------	---------------



European Slip Joint Tailpiece Extension Tube for Lavatory Drains

MT329ESJ

Our European Slip Joint Tailpiece Extension Tube for Lavatory Drains is designed to adapt euro-style lavatory drains to connect to 1-1/4" P-Traps.

- Comes with 1-1/4" BSP thread
- Tailpiece measures 4-3/4"

Standard Finishes

MT329ESJ/BRN	Brushed Nickel	\$ 92
MT329ESJ/CHBRZ	Champagne Bronze	\$ 173
MT329ESJ/CPB	Polished Chrome	\$ 80
MT329ESJ/MB	Matte Black	\$ 123
MT329ESJ/ORB	Oil Rubbed Bronze	\$ 103
MT329ESJ/PN	Polished Nickel	\$ 92
MT329ESJ/ULB	Unlacquered Brass	\$ 80
MT329ESJ/VB	Venetian Bronze	\$ 103

Group 1 Finishes

All Group 1 Finishes	\$ 123
----------------------	---------------

Group 2 Finishes

All Group 2 Finishes	\$ 173
----------------------	---------------

Notes:

Decorative Lavatory Traps

Section Contents

Bottle Traps **231 - 232**

P-Traps **233 - 236**

Lavatory Trap Parts **237 - 238**

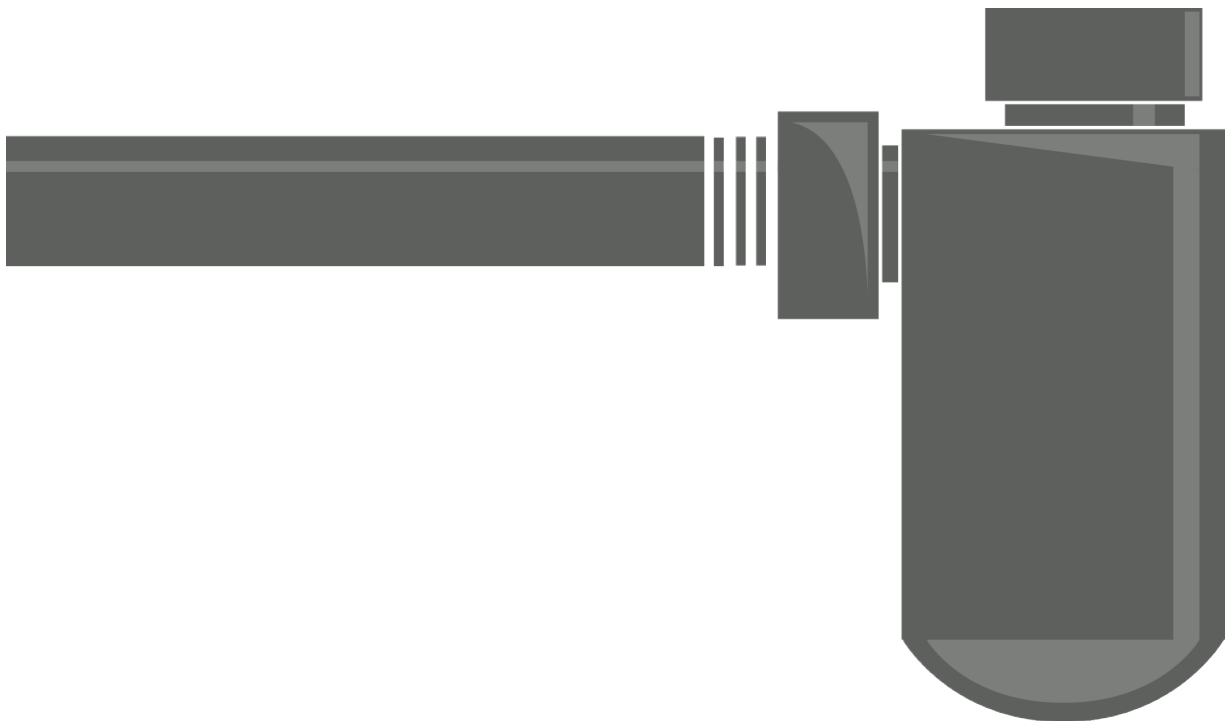
Lavatory Space Saving Trap **238**

Fixture Planning Diagrams

Use the bath sink and pedestal sink fixture planning diagram to simplify your product selection and complete your design.

Bath Sink Fixture Planning Diagram **20**

Pedestal Sink Fixture Planning Diagram **21**



Bottle Traps



Deluxe Decorative Bottle Trap

MT1000

Our traditional style decorative lavatory bottle trap for exposed applications.

- Patented design with a heavy cast brass body
- Fully plated drain with 17 gauge tube
- 1-1/4" x 1-1/4" trap with 9" drain tube
- Includes flange and reducer seal to attach 1-1/4" drain tube to 1-1/2" wall drain
- IAPMO (UPC) Approved

Standard Finishes

MT1000/BRN	Brushed Nickel	\$ 374
MT1000/CHBRZ	Champagne Bronze	\$ 865
MT1000/CPB	Polished Chrome	\$ 316
MT1000/MB	Matte Black	\$ 615
MT1000/ORB	Oil Rubbed Bronze	\$ 550
MT1000/PN	Polished Nickel	\$ 374
MT1000/ULB	Unlacquered Brass	\$ 316
MT1000/VB	Venetian Bronze	\$ 550

Group 1 Finishes

All Group 1 Finishes	\$ 615
----------------------	---------------

Group 2 Finishes

All Group 2 Finishes	\$ 865
----------------------	---------------



Square Style Decorative Bottle Trap

MT3000

Our square style decorative lavatory bottle trap for exposed applications.

- Fully plated drain with 17 gauge tube
- 1-1/4" x 1-1/4" trap with 9" drain tube
- Includes flange and reducer seal to attach 1-1/4" drain tube to 1-1/2" wall drain
- IAPMO (UPC) Approved
- This the first square bottle trap to be approved in the USA

Standard Finishes

MT3000/BRN	Brushed Nickel	\$ 507
MT3000/CHBRZ	Champagne Bronze	\$ 911
MT3000/CPB	Polished Chrome	\$ 424
MT3000/MB	Matte Black	\$ 650
MT3000/ORB	Oil Rubbed Bronze	\$ 610
MT3000/PN	Polished Nickel	\$ 507
MT3000/ULB	Unlacquered Brass	\$ 424
MT3000/VB	Venetian Bronze	\$ 610


Group 1 Finishes

All Group 1 Finishes	\$ 650
----------------------	---------------

Group 2 Finishes

All Group 2 Finishes	\$ 911
----------------------	---------------

Bottle Traps



Comes with Clean-Out Plug

Round Style Decorative Bottle Trap with Clean-Out Plug

MT2000-2

Our round style decorative lavatory bottle trap for exposed applications.

- Fully plated drain with 17 gauge tube
- 1-1/4" x 1-1/4" trap with 11" drain tube
- Includes flange and reducer seal to attach 1-1/4" drain tube to 1-1/2" wall drain
- Drain body is 4-3/4" tall
- Patented feature eliminates long drain tubes from closing water seal

Standard Finishes

MT2000-2/BRN	Brushed Nickel	\$ 507
MT2000-2/CHBRZ	Champagne Bronze	\$ 911
MT2000-2/CPB	Polished Chrome	\$ 424
MT2000-2/MB	Matte Black	\$ 650
MT2000-2/ORB	Oil Rubbed Bronze	\$ 610
MT2000-2/PN	Polished Nickel	\$ 507
MT2000-2/ULB	Unlacquered Brass	\$ 424
MT2000-2/VB	Venetian Bronze	\$ 610

Group 1 Finishes

All Group 1 Finishes	\$ 650
----------------------	--------

Group 2 Finishes

All Group 2 Finishes	\$ 911
----------------------	--------

For Complete Lavatory Supply Kits with Bottle Trap See Pages 178 - 183

Notes:

P-Traps



1-1/4" P-Trap - Traditional Style with High Box Flange

MT3140

A traditionally styled 1-1/4" x 1-1/4" Lavatory P-Trap.

- 17 gauge brass (P-Trap)
- Includes High Box Flange

Consists of:

- 1 - MT301X 1-1/4" x 1-1/4" P-Trap
- 1 - MT314X 3" Diameter x 1-1/4" High Box Flange

Standard Finishes

MT3140/BRN	Brushed Nickel	\$ 277
MT3140/CHBRZ	Champagne Bronze	\$ 527
MT3140/CPB	Polished Chrome	\$ 213
MT3140/MB	Matte Black	\$ 405
MT3140/ORB	Oil Rubbed Bronze	\$ 358
MT3140/PN	Polished Nickel	\$ 277
MT3140/ULB	Unlacquered Brass	\$ 213
MT3140/VB	Venetian Bronze	\$ 358

Group 1 Finishes

All Group 1 Finishes

Group 2 Finishes

All Group 2 Finishes

1-1/2" P-Trap - Traditional Style with High Box Flange

MT3130

A traditionally styled 1-1/2" x 1-1/2" Lavatory P-Trap.

- 17 gauge brass (P-Trap)
- Includes High Box Flange

Consists of:

- 1 - MT302X 1-1/2" x 1-1/2" P-Trap
- 1 - MT313X 3" Diameter x 1-1/2" High Box Flange
- Includes reducing washer to fit 1-1/4" tailpiece

Standard Finishes

MT3130/BRN	Brushed Nickel	\$ 277
MT3130/CHBRZ	Champagne Bronze	\$ 527
MT3130/CPB	Polished Chrome	\$ 213
MT3130/MB	Matte Black	\$ 405
MT3130/ORB	Oil Rubbed Bronze	\$ 358
MT3130/PN	Polished Nickel	\$ 277
MT3130/ULB	Unlacquered Brass	\$ 213
MT3130/VB	Venetian Bronze	\$ 358

Group 1 Finishes

All Group 1 Finishes \$ 405

Group 2 Finishes

All Group 2 Finishes \$ 527

Notes:

P-Traps



1-1/4" P-Trap - Traditional Style - No Flange

MT301X

A traditionally styled 1-1/4" x 1-1/4" Lavatory P-Trap.

- 17 gauge brass
- Flange not included - Use High Box Flange MT314X

Standard Finishes

MT301X/BRN	Brushed Nickel	\$ 237
MT301X/CHBRZ	Champagne Bronze	\$ 431
MT301X/CPB	Polished Chrome	\$ 181
MT301X/MB	Matte Black	\$ 339
MT301X/ORB	Oil Rubbed Bronze	\$ 292
MT301X/PN	Polished Nickel	\$ 237
MT301X/ULB	Unlacquered Brass	\$ 181
MT301X/VB	Venetian Bronze	\$ 292

Group 1 Finishes

All Group 1 Finishes	\$ 339
----------------------	--------

Group 2 Finishes

All Group 2 Finishes	\$ 431
----------------------	--------

1-1/2" P-Trap - Traditional Style - No Flange

MT302X

A traditionally styled 1-1/2" x 1-1/2" Lavatory P-Trap.

- 17 gauge brass
- Flange not included - Use High Box Flange MT313X
- Includes reducing washer to fit 1-1/2" x 1-1/4" tailpiece

Standard Finishes

MT302X/BRN	Brushed Nickel	\$ 237
MT302X/CHBRZ	Champagne Bronze	\$ 431
MT302X/CPB	Polished Chrome	\$ 181
MT302X/MB	Matte Black	\$ 339
MT302X/ORB	Oil Rubbed Bronze	\$ 292
MT302X/PN	Polished Nickel	\$ 237
MT302X/ULB	Unlacquered Brass	\$ 181
MT302X/VB	Venetian Bronze	\$ 292

Group 1 Finishes

All Group 1 Finishes	\$ 339
----------------------	--------

Group 2 Finishes

All Group 2 Finishes	\$ 431
----------------------	--------

For Complete Lavatory Supply Kits with P-Trap See Pages 184 - 194

Notes:

P-Traps



New England/Massachusetts P-Trap

MT304X

A traditionally styled design that meets the requirements of the Commonwealth of Massachusetts plumbing codes. 1-1/2" Lavatory P-Trap with Clean-Out.

- 17 gauge brass
- 1-1/4" inlet x 1-1/2" PVC outlet
- Includes reducing washer to fit 1-1/4" tailpiece
- Trap includes cover tube for 1-1/2" PVC pipe and flange
- High Box Flange and PVC/ABS adaptors included
- MASS Approved
- IAPMO cUPC Approved

Standard Finishes

MT304X/BRN	Brushed Nickel	\$ 290
MT304X/CHBRZ	Champagne Bronze	\$ 560
MT304X/CPB	Polished Chrome	\$ 229
MT304X/MB	Matte Black	\$ 399
MT304X/ORB	Oil Rubbed Bronze	\$ 341
MT304X/PN	Polished Nickel	\$ 290
MT304X/ULB	Unlacquered Brass	\$ 229
MT304X/VB	Venetian Bronze	\$ 341

Group 1 Finishes

All Group 1 Finishes	\$ 399
----------------------	--------

Group 2 Finishes

All Group 2 Finishes	\$ 560
----------------------	--------

**For Complete Lavatory Supply Kits with
New England/Massachusetts P-Trap See Pages 195 - 206**

Notes:

P-Traps



1-1/2" P-Trap - Traditional Style with Clean-Out Plug

MT305X

A traditionally styled 1-1/2" x 1-1/2" Lavatory P-Trap with Clean-Out.

- 17 gauge brass
- Flange not included - Use High Box Flange MT313X
- Includes reducing washer to fit 1-1/4" tailpiece

Standard Finishes

MT305X/BRN	Brushed Nickel	\$ 292
MT305X/CHBRZ	Champagne Bronze	\$ 560
MT305X/CPB	Polished Chrome	\$ 229
MT305X/MB	Matte Black	\$ 399
MT305X/ORB	Oil Rubbed Bronze	\$ 376
MT305X/PN	Polished Nickel	\$ 292
MT305X/ULB	Unlacquered Brass	\$ 229
MT305X/VB	Venetian Bronze	\$ 376

Group 1 Finishes

All Group 1 Finishes	\$ 399
----------------------	--------

Group 2 Finishes

All Group 2 Finishes	\$ 560
----------------------	--------



1-1/2" P-Trap - Traditional Style with Clean-Out Plug & High Box Flange

MT315X

A traditionally styled 1-1/2" x 1-1/2" Lavatory P-Trap with Clean-Out.

- 17 gauge brass
- Includes High Box Flange

Consists of:

- 1 - MT305X 1-1/2" x 1-1/2" P-Trap with Clean-Out
- 1 - MT313X 3" Diameter x 1-1/2" High Box Flange
- Includes reducing washer to fit 1-1/4" tailpiece

Standard Finishes

MT315X/BRN	Brushed Nickel	\$ 330
MT315X/CHBRZ	Champagne Bronze	\$ 649
MT315X/CPB	Polished Chrome	\$ 261
MT315X/MB	Matte Black	\$ 463
MT315X/ORB	Oil Rubbed Bronze	\$ 403
MT315X/PN	Polished Nickel	\$ 330
MT315X/ULB	Unlacquered Brass	\$ 261
MT315X/VB	Venetian Bronze	\$ 403

Group 1 Finishes

All Group 1 Finishes	\$ 463
----------------------	--------

Group 2 Finishes

All Group 2 Finishes	\$ 649
----------------------	--------

MT314X

- 3" O.D. x 1-1/4" I.D. x 1-3/4" HT.
- High quality plated brass, not steel
- Available in multiple finishes


A 1-1/2" high box flange for 1-1/2" I.D. P-Traps.

- 3" O.D. x 1-1/2" I.D. x 1-3/4" HT.
- High quality plated brass, not steel
- Available in multiple finishes

MT314X/BRN	MT313X/BRN	Brushed Nickel	\$ 38
MT314X/CHBRZ	MT313X/CHBRZ	Champagne Bronze	\$ 90
MT314X/CPB	MT313X/CPB	Polished Chrome	\$ 32
MT314X/MB	MT313X/MB	Matte Black	\$ 63
MT314X/ORB	MT313X/ORB	Oil Rubbed Bronze	\$ 60
MT314X/PN	MT313X/PN	Polished Nickel	\$ 38
MT314X/ULB	MT313X/ULB	Unlacquered Brass	\$ 32
MT314X/VB	MT313X/VB	Venetian Bronze	\$ 60

All Group 1 Finishes **\$63**

All Group 2 Finishes **\$ 90**





Waste Pipe for Deluxe, Round, & Square Bottle Traps

MT406

This 1-1/4" O.D. x 16" long waste arm is designed for the deluxe, round, and square bottle traps. Use when the standard supplied waste arm is too short for your application.

- 17 gauge brass
- Flange not included
- Use with lavatory trap model numbers MT1000, MT2000-2, and MT3000

Standard Finishes

MT406/BRN	Brushed Nickel	\$ 183
MT406/CHBRZ	Champagne Bronze	\$ 326
MT406/CPB	Polished Chrome	\$ 106
MT406/MB	Matte Black	\$ 230
MT406/ORB	Oil Rubbed Bronze	\$ 207
MT406/PN	Polished Nickel	\$ 183
MT406/ULB	Unlacquered Brass	\$ 106
MT406/VB	Venetian Bronze	\$ 207

Group 1 Finishes

All Group 1 Finishes	\$ 230
----------------------	--------

Group 2 Finishes

All Group 2 Finishes	\$ 326
----------------------	--------



Space Saving Trap for Lavatory Sinks

MTSSTLAV \$34

- By raising the tailpiece and redirecting the P-Trap to the back of the cabinet, you ensure maximum storage space.
- Kit includes everything needed to hook up a lavatory sink.



Toilet Tank Levers

Section Contents

TOTO **241**

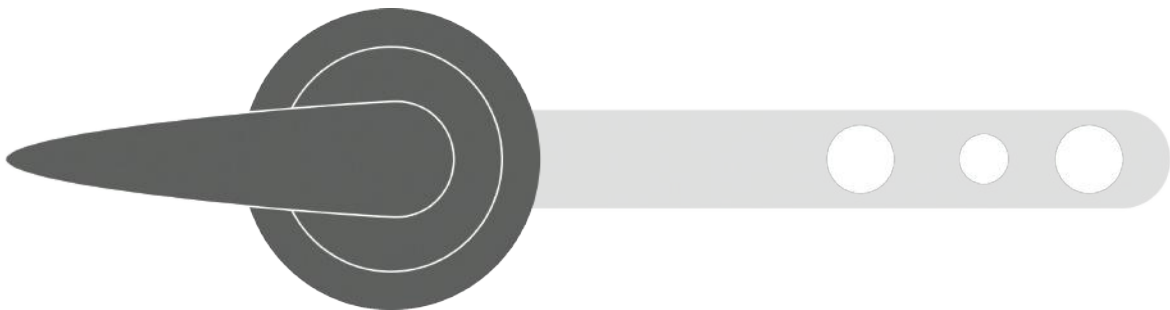
Universal Tank Lever **242**

Wax Rings **242**

Fixture Planning Diagrams

Use the toilet fixture planning diagram to simplify your product selection and complete your design.

Toilet Fixture Planning Diagram **22**





**Side Mount Toilet Tank Lever -
TOTO "Ultramax", "Carolina",
"Carlyle",
"Supreme"**

MT904

This contemporary style side mount toilet tank lever is the perfect finishing touch to your toilet. Available in a variety of finishes to match every fixture in your bathroom.

Fits TOTO Model# THU004 for Ultramax, Carolina, Carlyle, and Supreme toilets.

Standard Finishes

MT904/BRN	Brushed Nickel	\$ 89
MT904/CHBRZ	Champagne Bronze	\$ 265
MT904/MB	Matte Black	\$ 135
MT904/ORB	Oil Rubbed Bronze	\$ 155
MT904/PN	Polished Nickel	\$ 89
MT904/ULB	Unlacquered Brass	\$ 82
MT904/VB	Venetian Bronze	\$ 155

Group 1 Finishes

All Group 1 Finishes	\$ 185
----------------------	---------------

Group 2 Finishes

All Group 2 Finishes	\$ 265
----------------------	---------------



**Side Mount Toilet Tank
Lever - TOTO "Bristal",
"Drake", "Vespin"**

MT968

This contemporary style side mount toilet tank lever is the perfect finishing touch to your toilet. Available in a variety of finishes to match every fixture in your bathroom.

Fits TOTO Model# THU068 for Bristal, Drake, and Vespin toilets.

Standard Finishes

MT968/BRN	Brushed Nickel	\$ 89
MT968/CHBRZ	Champagne Bronze	\$ 265
MT968/MB	Matte Black	\$ 135
MT968/ORB	Oil Rubbed Bronze	\$ 155
MT968/PN	Polished Nickel	\$ 89
MT968/ULB	Unlacquered Brass	\$ 82
MT968/VB	Venetian Bronze	\$ 155

Group 1 Finishes

All Group 1 Finishes	\$ 185
----------------------	---------------

Group 2 Finishes

All Group 2 Finishes	\$ 265
----------------------	---------------



**Dual Flush Style Toilet
Flusher for TOTO Aqua**

MT221-160

Dual Flush style toilet flusher allows for conservation of water by reducing gallons used per flush. This will become the perfect finishing touch to your toilet!

Fits TOTO Aqua IV Model #'s:
CST446
MS446
MW446
MW646
MS646

Standard Finishes

MT221-160/BRN	Brushed Nickel	\$ 197
MT221-160/CHBRZ	Champagne Bronze	\$ 296
MT221-160/MB	Matte Black	\$ 243
MT221-160/ORB	Oil Rubbed Bronze	\$ 223
MT221-160/PN	Polished Nickel	\$ 197
MT221-160/ULB	Unlacquered Brass	\$ 182
MT221-160/VB	Venetian Bronze	\$ 223

Group 1 Finishes

All Group 1 Finishes	\$ 243
----------------------	---------------

Group 2 Finishes

All Group 2 Finishes	\$ 296
----------------------	---------------



Universal Toilet Tank Lever

MT969U

For use with most front, side, and angled style toilet tanks with chain style flush valves.

Standard Finishes

MT969U/BRN	Brushed Nickel	\$ 89
MT969U/CPB	Polished Chrome	\$ 82
MT969U/CHBRZ	Champagne Bronze	\$ 265
MT969U/MB	Matte Black	\$ 135
MT969U/ORB	Oil Rubbed Bronze	\$ 155
MT969U/PN	Polished Nickel	\$ 89
MT969U/ULB	Unlacquered Brass	\$ 82
MT969U/VB	Venetian Bronze	\$ 155

Group 1 Finishes

All Group 1 Finishes	\$ 185
----------------------	--------

Group 2 Finishes

All Group 2 Finishes	\$ 265
----------------------	--------

Don't Forget the Wax Ring!



Wax Ring

MT27WRB \$ 27

Toilet Installation Kit includes:

- Wax Ring with Plastic Flange
- Use when installing toilets and bidets.



Wax Ring with Gasket

MT27TSK \$ 63

Toilet Installation Kit includes:

- Wax Ring with Plastic Flange
- 1/4" Flange Extender
- 2 Brass Toilet Bolts
- 20" Braided SS Toilet Connector with CP Brass Ballcock Nut

Notes:

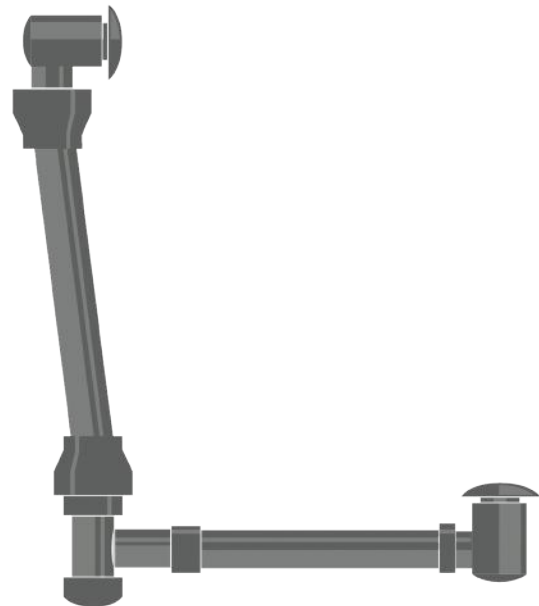
Get the Most Out of Your Bathtub

DoubleFlex™

Bath waste installations just became faster and easier. Introducing the new Mountain DoubleFlex™, the new bath waste system that is designed to handle misalignment problems. The secret is in the patented swivel joints at the overflow head and at the sanitary tee. We first incorporated this technology over 11 years ago with a swivel joint located at the overflow head; now we have also placed a swivel joint at the sanitary tee. What this means is that there is much more flexibility to compensate for misalignment when installing the bath tub. The DoubleFlex™ is available in both PVC and ABS as well as 3 different cable lengths to be utilized on any size tub.



Just look for the DoubleFlex™ Icon!

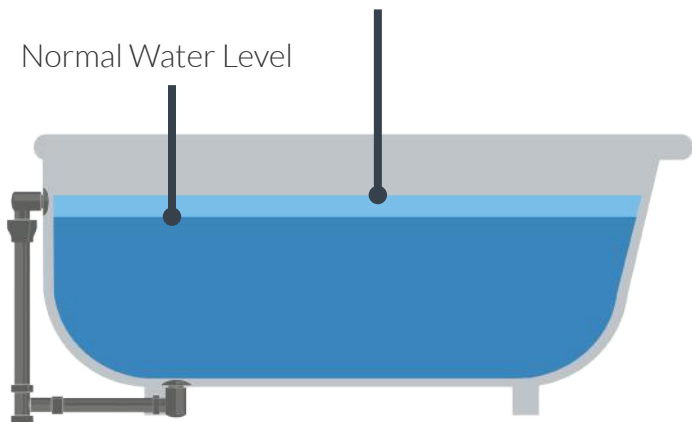


Immerse Yourself

Water Level with Our Immerse Feature

- 2" Additional Soaking Room

Normal Water Level



The Mountain Plumbing “Immerse” feature allows you to have the most luxurious bathing experience you’ve ever had! It now comes standard on all Mountain Plumbing Products cable drains, allowing you to indulge in a more lavish bathing experience. The expertly engineered overflow has been developed for your tub to accommodate a near additional 2 inches of water. To fully take advantage of the immerse feature, simply fill your tub to the height you have been familiar with. Once seated and relaxed in your tub, the amount of displaced water will rise by approximately 2 inches and remain at this level. This additional water depth added to your tub will allow for you to be fully submerged, covering up your bare shoulders, and resulting in a more luxurious bath. It is the ultimate in getting the most out of your bathtub.



Just look for the Immerse Icon!

Bath Waste & Overflow

Section Contents

DoubleFlex™ Feature	243
Immerse Feature	243
DoubleFlex™ Adaptor	245
Schedule 40 Cable Operated	246 - 248
Schedule 20 Cable Operated	249 - 251
Brass Cable Operated	252 - 254
Cable Operated Body Only	254 - 255
Cable Operated Trim Kits	256
Brass Bath Waste & Overflow	257 - 258
Exposed Bath Waste & Overflow	259 - 260
Freestanding Bath Waste & Overflow	261
BWO Plumber's Half Kits	262 - 264
Bathtub Drains	265 - 266, 270
Tub Docking Station	267 - 269

Fixture Planning Diagrams

Use the bathtub and freestanding bathtub fixture planning diagram to simplify your product selection and complete your design.

Bathtub Fixture Planning Diagram	17
Freestanding Sink Fixture Planning Diagram	18



DoubleFlex™

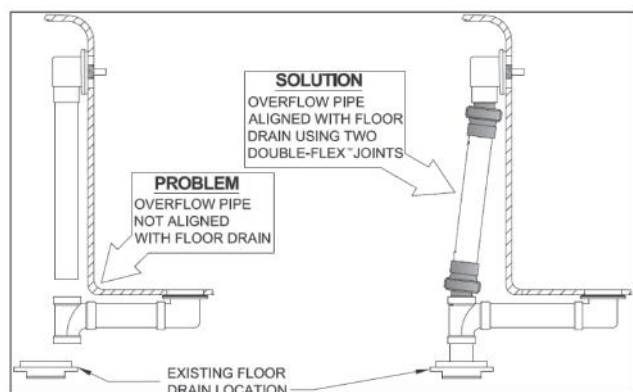
Bath waste installations just became faster and easier. **DoubleFlex™** is designed to handle misalignment problems using patented swivel joints at the overflow head and at the sanitary tee.

- 1-1/2" Female x 1-1/2" Male Schedule 40
- Approved for all Drain, Waste, and Vent applications
- Comes Packaged in Clamshell Packaging
- All BWO40S Schedule 40 Cable Drains include 2 DoubleFlex™ Fittings*

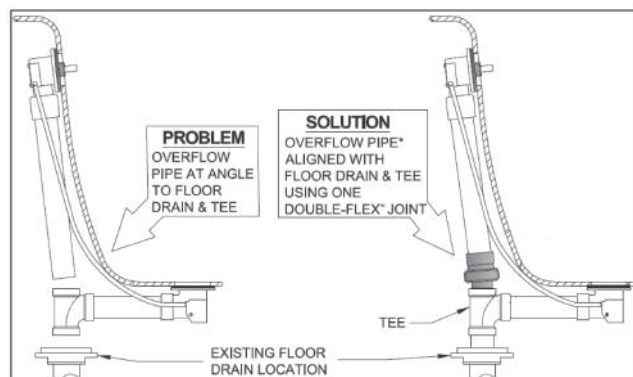
*One DoubleFlex™ fitting is pre-glued to the overflow head.

Available in PVC and ABS.

Problem/Scenario 1



Problem/Scenario 2



Comes Standard with Every Schedule 40 Cable Drain -or- Purchase Separately



PVC DoubleFlex™ Adaptor

CBWODF-P \$ 19



ABS DoubleFlex™ Adaptor

CBWODF-A \$ 19

Schedule 40 ABS & PVC Cable Operated Bath Waste & Overflow Drain with Patented Flexible Overflow Neck for 12" to 22" Tub Depths

BWO40S22A2 and BWO40S22P2

Cable operated bath drain with control knob at overflow. Includes a solid brass or plastic molded trim kit. Schedule 40 pipe with brass parts and 1-1/2" drain with patented, flexible overflow neck conforms to any bathtub angle. Available in multiple finishes to match every fixture in your bathroom!

- Schedule 40 ABS or PVC
- Patented Flexible Overflow Control Neck
- Fits 12" to 22" Tub Depths
- Cable Length 27"
- Pipe not included
- Includes 1-1/2" Sanitary Tee
- Innovative DoubleFlex™ Design for Easy Installation

Kit Components:

- BWO40S22A2 or BWO40S22P2
- TRIMM3



ABS with Flexible Overflow Neck BWO40S22A2

Standard Finishes

BWO40S22A2/BRN	Brushed Nickel	\$ 346
BWO40S22A2/CHBRZ	Champagne Bronze	\$ 525
BWO40S22A2/CPB	Polished Chrome	\$ 311
BWO40S22A2/MB	Matte Black	\$ 438
BWO40S22A2/ORB	Oil Rubbed Bronze	\$ 407
BWO40S22A2/PN	Polished Nickel	\$ 346
BWO40S22A2/ULB	Unlacquered Brass	\$ 311
BWO40S22A2/VB	Venetian Bronze	\$ 407

Group 1 Finishes

All Group 1 Finishes	\$ 438
----------------------	---------------

Group 2 Finishes

All Group 2 Finishes	\$ 525
----------------------	---------------

Other Finishes

BWO40S22A2/BL	Black	\$ 254
BWO40S22A2/BNE	Bone	\$ 254
BWO40S22A2/BT	Biscuit	\$ 254
BWO40S22A2/IW	Ice White	\$ 254
BWO40S22A2/PW	Polar White	\$ 254
BWO40S22A2/WH	White	\$ 254

PVC with Flexible Overflow Neck BWO40S22P2

Standard Finishes

BWO40S22P2/BRN	Brushed Nickel	\$ 346
BWO40S22P2/CHBRZ	Champagne Bronze	\$ 525
BWO40S22P2/CPB	Polished Chrome	\$ 311
BWO40S22P2/MB	Matte Black	\$ 438
BWO40S22P2/ORB	Oil Rubbed Bronze	\$ 407
BWO40S22P2/PN	Polished Nickel	\$ 346
BWO40S22P2/ULB	Unlacquered Brass	\$ 311
BWO40S22P2/VB	Venetian Bronze	\$ 407

Group 1 Finishes

All Group 1 Finishes	\$ 438
----------------------	---------------

Group 2 Finishes

All Group 2 Finishes	\$ 525
----------------------	---------------

Other Finishes

BWO40S22P2/BL	Black	\$ 254
BWO40S22P2/BNE	Bone	\$ 254
BWO40S22P2/BT	Biscuit	\$ 254
BWO40S22P2/IW	Ice White	\$ 254
BWO40S22P2/PW	Polar White	\$ 254
BWO40S22P2/WH	White	\$ 254

For Cable Operated Rough and Trim Individual Parts Go To Pages 254 - 256

Schedule 40 ABS & PVC Cable Operated Bath Waste & Overflow Drain with Patented Flexible Overflow Neck for 23" to 36" Tub Depths

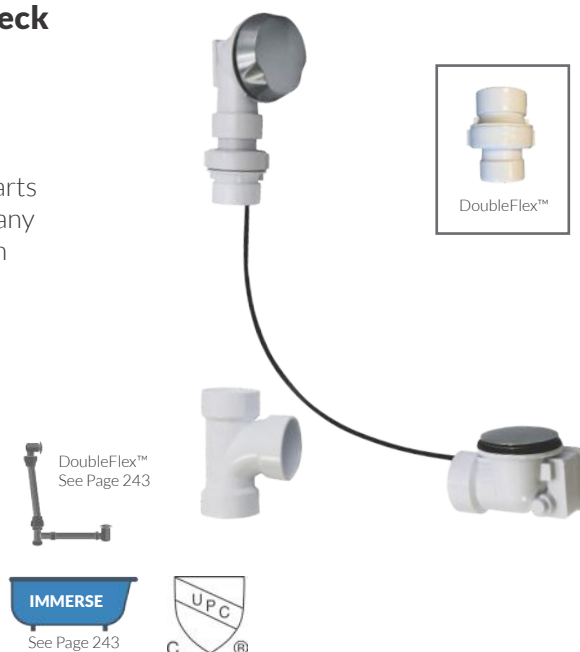
BWO40S45A2 and BWO40S45P2

Cable operated bath drain with control knob at overflow. Includes a solid brass or plastic molded trim kit. Schedule 40 pipe with brass parts and 1-1/2" drain with patented, flexible overflow neck conforms to any bathtub angle. Available in multiple finishes to match every fixture in your bathroom!

- Schedule 40 ABS or PVC
- Patented Flexible Overflow Control Neck
- Fits 23" to 36" Tub Depths
- Cable Length 39"
- Pipe not included
- Includes 1-1/2" Sanitary Tee
- Innovative DoubleFlex™ Design for Easy Installation

Kit Components:

- BWO40S45A2 or BWO40S45P2
- TRIMM3



ABS with Flexible Overflow Neck BWO40S45A2

Standard Finishes

BWO40S45A2/BRN	Brushed Nickel	\$ 364
BWO40S45A2/CHBRZ	Champagne Bronze	\$ 543
BWO40S45A2/CPB	Polished Chrome	\$ 331
BWO40S45A2/MB	Matte Black	\$ 458
BWO40S45A2/ORB	Oil Rubbed Bronze	\$ 426
BWO40S45A2/PN	Polished Nickel	\$ 364
BWO40S45A2/ULB	Unlacquered Brass	\$ 331
BWO40S45A2/VB	Venetian Bronze	\$ 426

Group 1 Finishes

All Group 1 Finishes	\$ 458
----------------------	---------------

Group 2 Finishes

All Group 2 Finishes	\$ 543
----------------------	---------------

Other Finishes

BWO40S45A2/BL	Black	\$ 273
BWO40S45A2/BNE	Bone	\$ 273
BWO40S45A2/BT	Biscuit	\$ 273
BWO40S45A2/IW	Ice White	\$ 273
BWO40S45A2/PW	Polar White	\$ 273
BWO40S45A2/WH	White	\$ 273

PVC with Flexible Overflow Neck BWO40S45P2

Standard Finishes

BWO40S45P2/BRN	Brushed Nickel	\$ 364
BWO40S45P2/CHBRZ	Champagne Bronze	\$ 543
BWO40S45P2/CPB	Polished Chrome	\$ 331
BWO40S45P2/MB	Matte Black	\$ 458
BWO40S45P2/ORB	Oil Rubbed Bronze	\$ 426
BWO40S45P2/PN	Polished Nickel	\$ 364
BWO40S45P2/ULB	Unlacquered Brass	\$ 331
BWO40S45P2/VB	Venetian Bronze	\$ 426

Group 1 Finishes

All Group 1 Finishes	\$ 458
----------------------	---------------

Group 2 Finishes

All Group 2 Finishes	\$ 543
----------------------	---------------

Other Finishes

BWO40S45P2/BL	Black	\$ 273
BWO40S45P2/BNE	Bone	\$ 273
BWO40S45P2/BT	Biscuit	\$ 273
BWO40S45P2/IW	Ice White	\$ 273
BWO40S45P2/PW	Polar White	\$ 273
BWO40S45P2/WH	White	\$ 273

For Cable Operated Rough and Trim Individual Parts Go To Pages 254 - 256

Schedule 40 ABS & PVC Cable Operated Bath Waste & Overflow Drain with Patented Flexible Overflow Neck for 36" to 45" Tub Depths


BWO40S61A2 and BWO40S61P2

Cable operated bath drain with control knob at overflow. Includes a solid brass or plastic molded trim kit. Schedule 40 pipe with brass parts and 1-1/2" drain with patented, flexible overflow neck conforms to any bathtub angle. Available in multiple finishes to match every fixture in your bathroom!

- Schedule 40 ABS or PVC
- Patented Flexible Overflow Control Neck
- Fits 36" to 45" Tub Depths
- Cable Length 50"
- Pipe not included
- Includes 1-1/2" Sanitary Tee
- Innovative DoubleFlex™ Design for Easy Installation

Kit Components:

- BWO40S61A2 or BWO40S61P2
- TRIMM3



ABS with Flexible Overflow Neck BWO40S61A2

Standard Finishes

BWO40S61A2/BRN	Brushed Nickel	\$ 396
BWO40S61A2/CHBRZ	Champagne Bronze	\$ 577
BWO40S61A2/CPB	Polished Chrome	\$ 363
BWO40S61A2/MB	Matte Black	\$ 489
BWO40S61A2/ORB	Oil Rubbed Bronze	\$ 460
BWO40S61A2/PN	Polished Nickel	\$ 396
BWO40S61A2/ULB	Unlacquered Brass	\$ 363
BWO40S61A2/VB	Venetian Bronze	\$ 460

Group 1 Finishes

All Group 1 Finishes	\$ 489
----------------------	---------------

Group 2 Finishes

All Group 2 Finishes	\$ 577
----------------------	---------------

Other Finishes

BWO40S61A2/BL	Black	\$ 306
BWO40S61A2/BNE	Bone	\$ 306
BWO40S61A2/BT	Biscuit	\$ 306
BWO40S61A2/IW	Ice White	\$ 306
BWO40S61A2/PW	Polar White	\$ 306
BWO40S61A2/WH	White	\$ 306

PVC with Flexible Overflow Neck BWO40S61P2

Standard Finishes

BWO40S61P2/BRN	Brushed Nickel	\$ 396
BWO40S61P2/CHBRZ	Champagne Bronze	\$ 577
BWO40S61P2/CPB	Polished Chrome	\$ 363
BWO40S61P2/MB	Matte Black	\$ 489
BWO40S61P2/ORB	Oil Rubbed Bronze	\$ 460
BWO40S61P2/PN	Polished Nickel	\$ 396
BWO40S61P2/ULB	Unlacquered Brass	\$ 363
BWO40S61P2/VB	Venetian Bronze	\$ 460

Group 1 Finishes

All Group 1 Finishes	\$ 489
----------------------	---------------

Group 2 Finishes

All Group 2 Finishes	\$ 577
----------------------	---------------

Other Finishes

BWO40S61P2/BL	Black	\$ 306
BWO40S61P2/BNE	Bone	\$ 306
BWO40S61P2/BT	Biscuit	\$ 306
BWO40S61P2/IW	Ice White	\$ 306
BWO40S61P2/PW	Polar White	\$ 306
BWO40S61P2/WH	White	\$ 306

For Cable Operated Rough and Trim Individual Parts Go To Pages 254 - 256

Schedule 20 1-1/2" Tubular ABS Cable Operated Bath Waste & Overflow Drain with Patented Flexible Overflow Neck for 12" to 22" and 22" to 28" Tub Depths

BDR20S22-2 and BDR20S27-2

Complete cable operated bath waste & overflow kit includes pipe with trim kit. Molded in ABS and polypropylene using brass components. Includes a solid brass or plastic molded trim kit. Available in multiple finishes to match every fixture in your bathroom!

- Schedule 20 1-1/2" Drain
- Patented Flexible Overflow Neck
- For Acrylic, Fiberglass, Cast Iron, Steel, and Whirlpool Tubs
- Can be cut to size by installer

Kit Components:

- BDR20S22-2 or BDR20S27-2
- TRIMM3



ABS with Flexible Overflow Neck BDR20S22-2

- Vertical Pipe 12" to 22"
- Horizontal Pipe 7" to 12"
- Cable Length 27"

Standard Finishes

BDR20S22-2/BRN	Brushed Nickel	\$ 342
BDR20S22-2/CHBRZ	Champagne Bronze	\$ 522
BDR20S22-2/CPB	Polished Chrome	\$ 308
BDR20S22-2/MB	Matte Black	\$ 436
BDR20S22-2/ORB	Oil Rubbed Bronze	\$ 405
BDR20S22-2/PN	Polished Nickel	\$ 342
BDR20S22-2/ULB	Unlacquered Brass	\$ 308
BDR20S22-2/VB	Venetian Bronze	\$ 405

Group 1 Finishes

All Group 1 Finishes	\$ 436
----------------------	---------------

Group 2 Finishes

All Group 2 Finishes	\$ 522
----------------------	---------------

Other Finishes

BDR20S22-2/BL	Black	\$ 252
BDR20S22-2/BNE	Bone	\$ 252
BDR20S22-2/BT	Biscuit	\$ 252
BDR20S22-2/IW	Ice White	\$ 252
BDR20S22-2/PW	Polar White	\$ 252
BDR20S22-2/WH	White	\$ 252

ABS with Flexible Overflow Neck BDR20S27-2

- Vertical Pipe 22" to 28"
- Horizontal Pipe 7" to 12"
- Cable Length 39"

Standard Finishes

BDR20S27-2/BRN	Brushed Nickel	\$ 342
BDR20S27-2/CHBRZ	Champagne Bronze	\$ 522
BDR20S27-2/CPB	Polished Chrome	\$ 308
BDR20S27-2/MB	Matte Black	\$ 436
BDR20S27-2/ORB	Oil Rubbed Bronze	\$ 405
BDR20S27-2/PN	Polished Nickel	\$ 342
BDR20S27-2/ULB	Unlacquered Brass	\$ 308
BDR20S27-2/VB	Venetian Bronze	\$ 405

Group 1 Finishes

All Group 1 Finishes	\$ 436
----------------------	---------------

Group 2 Finishes

All Group 2 Finishes	\$ 522
----------------------	---------------

Other Finishes

BDR20S27-2/BL	Black	\$ 252
BDR20S27-2/BNE	Bone	\$ 252
BDR20S27-2/BT	Biscuit	\$ 252
BDR20S27-2/IW	Ice White	\$ 252
BDR20S27-2/PW	Polar White	\$ 252
BDR20S27-2/WH	White	\$ 252

For Cable Operated Rough and Trim Individual Parts Go To Pages 254 - 256

Schedule 20 1-1/2" Tubular ABS Cable Operated Bath Waste & Overflow Drain with Patented Flexible Overflow Neck for 22" to 28" Tub Depths

BDR20S35-2 and BDR20S45-2

Complete cable operated bath waste & overflow kit includes pipe with trim kit. Molded in ABS and polypropylene using brass components. Includes a solid brass or plastic molded trim kit. Available in multiple finishes to match every fixture in your bathroom!

- Schedule 20 1-1/2" Drain
- Patented Flexible Overflow Neck
- For Acrylic, Fiberglass, Cast Iron, Steel, and Whirlpool Tubs
- Can be cut to size by installer

Kit Components:

- BDR20S35-2 or BDR20S45-2
- TRIMM3



ABS with Flexible Overflow Neck BDR20S35-2

- Vertical Pipe 22" to 28"
- Horizontal Pipe 13" to 20"
- Cable Length 39"

ABS with Flexible Overflow Neck BDR20S45-2

- Vertical Pipe 22" to 28"
- Horizontal Pipe 22" to 27"
- Cable Length 39"

Standard Finishes

BDR20S35-2/BRN	Brushed Nickel	\$ 357
BDR20S35-2/CHBRZ	Champagne Bronze	\$ 537
BDR20S35-2/CPB	Polished Chrome	\$ 324
BDR20S35-2/MB	Matte Black	\$ 449
BDR20S35-2/ORB	Oil Rubbed Bronze	\$ 421
BDR20S35-2/PN	Polished Nickel	\$ 357
BDR20S35-2/ULB	Unlacquered Brass	\$ 324
BDR20S35-2/VB	Venetian Bronze	\$ 421

Group 1 Finishes

All Group 1 Finishes	\$ 449
----------------------	---------------

Group 2 Finishes

All Group 2 Finishes	\$ 537
----------------------	---------------

Other Finishes

BDR20S35-2/BL	Black	\$ 267
BDR20S35-2/BNE	Bone	\$ 267
BDR20S35-2/BT	Biscuit	\$ 267
BDR20S35-2/IW	Ice White	\$ 267
BDR20S35-2/PW	Polar White	\$ 267
BDR20S35-2/WH	White	\$ 267

Standard Finishes

BDR20S45-2/BRN	Brushed Nickel	\$ 357
BDR20S45-2/CHBRZ	Champagne Bronze	\$ 537
BDR20S45-2/CPB	Polished Chrome	\$ 324
BDR20S45-2/MB	Matte Black	\$ 449
BDR20S45-2/ORB	Oil Rubbed Bronze	\$ 421
BDR20S45-2/PN	Polished Nickel	\$ 357
BDR20S45-2/ULB	Unlacquered Brass	\$ 324
BDR20S45-2/VB	Venetian Bronze	\$ 421

Group 1 Finishes

All Group 1 Finishes	\$ 449
----------------------	---------------

Group 2 Finishes

All Group 2 Finishes	\$ 537
----------------------	---------------

Other Finishes

BDR20S45-2/BL	Black	\$ 267
BDR20S45-2/BNE	Bone	\$ 267
BDR20S45-2/BT	Biscuit	\$ 267
BDR20S45-2/IW	Ice White	\$ 267
BDR20S45-2/PW	Polar White	\$ 267
BDR20S45-2/WH	White	\$ 267

For Cable Operated Rough and Trim Individual Parts Go To Pages 254 - 256



Schedule 20 1-1/2" Tubular ABS Cable Operated Bath Waste & Overflow Drain with Patented Flexible Overflow Neck for 26" to 33" Tub Depth

BDR20S61-2

Complete cable operated bath waste & overflow kit includes pipe with trim kit. Molded in ABS and polypropylene using brass components. Includes a solid brass or plastic molded trim kit. Available in multiple finishes to match every fixture in your bathroom!

- Schedule 20 1-1/2" Drain
- Patented Flexible Overflow Neck
- For Acrylic, Fiberglass, Cast Iron, Steel, and Whirlpool Tubs
- Can be cut to size by installer
- Vertical Pipe 26" to 33"
- Horizontal Pipe 22" to 29"
- Cable Length 50"

Kit Components:

- BDR20S61-2
- TRIMM3

ABS with Flexible Overflow Neck BDR20S61-2

Standard Finishes

BDR20S61-2/BRN	Brushed Nickel	\$ 371
BDR20S61-2/CHBRZ	Champagne Bronze	\$ 551
BDR20S61-2/CPB	Polished Chrome	\$ 336
BDR20S61-2/MB	Matte Black	\$ 463
BDR20S61-2/ORB	Oil Rubbed Bronze	\$ 435
BDR20S61-2/PN	Polished Nickel	\$ 371
BDR20S61-2/ULB	Unlacquered Brass	\$ 336
BDR20S61-2/VB	Venetian Bronze	\$ 435

Group 1 Finishes

All Group 1 Finishes	\$ 463
----------------------	---------------

Group 2 Finishes

All Group 2 Finishes	\$ 551
----------------------	---------------

Other Finishes

BDR20S61-2/BL	Black	\$ 281
BDR20S61-2/BNE	Bone	\$ 281
BDR20S61-2/BT	Biscuit	\$ 281
BDR20S61-2/IW	Ice White	\$ 281
BDR20S61-2/PW	Polar White	\$ 281
BDR20S61-2/WH	White	\$ 281

For Cable Operated Rough and Trim Individual Parts Go To Pages 254 - 256



Brass Body Cable Operated Bath Waste & Overflow Drain with Patented Flexible Overflow Neck for 22" Tub

BDR20SBR22

Complete cable operated bath waste & overflow kit includes pipe with trim kit. Includes a solid brass molded trim kit. Available in multiple finishes to match every fixture in your bathroom!

- 1-1/2" 17 Gauge Tube
- Patented Flexible Overflow Neck swivels and conforms to any angle bathtub
- Vertical Pipe 12" to 22"
- Horizontal Pipe 7" to 13"

Kit Components:

- BDR20SBR22
- TRIMM3

Standard Finishes

BDR20SBR22/BRN	Brushed Nickel	\$ 1117
BDR20SBR22/CHBRZ	Champagne Bronze	\$ 1325
BDR20SBR22/CPB	Polished Chrome	\$ 1081
BDR20SBR22/MB	Matte Black	\$ 1223
BDR20SBR22/ORB	Oil Rubbed Bronze	\$ 1191
BDR20SBR22/PN	Polished Nickel	\$ 1117
BDR20SBR22/ULB	Unlacquered Brass	\$ 1081
BDR20SBR22/VB	Venetian Bronze	\$ 1191

Group 1 Finishes

All Group 1 Finishes	\$ 1223
----------------------	----------------

Group 2 Finishes

All Group 2 Finishes	\$ 1325
----------------------	----------------



Brass Body Cable Operated Bath Waste & Overflow Drain with Rigid Overflow Neck for 22" Tub

BDR20BR22

Complete cable operated bath waste & overflow kit includes pipe with trim kit. Includes a solid brass molded trim kit. Available in multiple finishes to match every fixture in your bathroom!

- 1-1/2" 17 Gauge Tube
- Rigid Overflow Neck
- Vertical Pipe 12" to 22"
- Horizontal Pipe 7" to 13"

Kit Components:

- BDR20BR22
- TRIMM3

Standard Finishes

BDR20BR22/BRN	Brushed Nickel	\$ 1059
BDR20BR22/CHBRZ	Champagne Bronze	\$ 1266
BDR20BR22/CPB	Polished Chrome	\$ 1022
BDR20BR22/MB	Matte Black	\$ 1165
BDR20BR22/ORB	Oil Rubbed Bronze	\$ 1130
BDR20BR22/PN	Polished Nickel	\$ 1059
BDR20BR22/ULB	Unlacquered Brass	\$ 1022
BDR20BR22/VB	Venetian Bronze	\$ 1130

Group 1 Finishes

All Group 1 Finishes	\$ 1165
----------------------	----------------

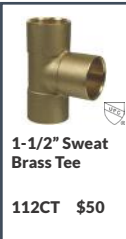
Group 2 Finishes

All Group 2 Finishes	\$ 1266
----------------------	----------------

For Cable Operated Rough and Trim Individual Parts Go To Pages 254 - 256



See Page 243

1-1/2" Sweat
Brass Tee

112CT \$50



See Page 243

1-1/2" Sweat
Brass Tee

112CT \$50

Brass Body Cable Operated Bath Waste & Overflow Drain with Patented Flexible Overflow Neck for 27" Tub

BDR20SBR27

Complete cable operated bath waste & overflow kit includes pipe with trim kit. Includes a solid brass molded trim kit. Available in multiple finishes to match every fixture in your bathroom!

- 1-1/2" 17 Gauge Tube
- Patented Flexible Overflow Neck swivels and conforms to any angle bathtub
- Vertical Pipe 22" to 27"
- Horizontal Pipe 7" to 13"

Kit Components:

- BDR20SBR27
- TRIMM3

Standard Finishes

BDR20SBR27/BRN	Brushed Nickel	\$ 1229
BDR20SBR27/CHBRZ	Champagne Bronze	\$ 1436
BDR20SBR27/CPB	Polished Chrome	\$ 1191
BDR20SBR27/MB	Matte Black	\$ 1335
BDR20SBR27/ORB	Oil Rubbed Bronze	\$ 1300
BDR20SBR27/PN	Polished Nickel	\$ 1229
BDR20SBR27/ULB	Unlacquered Brass	\$ 1191
BDR20SBR27/VB	Venetian Bronze	\$ 1300

Group 1 Finishes

All Group 1 Finishes	\$ 1335
----------------------	---------

Group 2 Finishes

All Group 2 Finishes	\$ 1436
----------------------	---------

Brass Body Cable Operated Bath Waste & Overflow Drain with Rigid Overflow Neck for 27" Tub

BDR20BR27

Complete cable-operated bath waste & overflow kit includes pipe with trim kit. Includes a solid brass molded trim kit. Available in multiple finishes to match every fixture in your bathroom!

- 1-1/2" 17 Gauge Tube
- Rigid Overflow Neck
- Vertical Pipe 22" to 27"
- Horizontal Pipe 7" to 13"

Kit Components:

- BDR20BR27
- TRIMM3

Standard Finishes

BDR20BR27/BRN	Brushed Nickel	\$ 1093
BDR20BR27/CHBRZ	Champagne Bronze	\$ 1299
BDR20BR27/CPB	Polished Chrome	\$ 1055
BDR20BR27/MB	Matte Black	\$ 1200
BDR20BR27/ORB	Oil Rubbed Bronze	\$ 1165
BDR20BR27/PN	Polished Nickel	\$ 1093
BDR20BR27/ULB	Unlacquered Brass	\$ 1055
BDR20BR27/VB	Venetian Bronze	\$ 1165

Group 1 Finishes

All Group 1 Finishes	\$ 1200
----------------------	---------

Group 2 Finishes

All Group 2 Finishes	\$ 1299
----------------------	---------

For Cable Operated Rough and Trim Individual Parts Go To Pages 254 - 256



IMMERSE

See Page 243



Brass Body Cable Operated Bath Waste & Overflow Drain with Patented Flexible Overflow Neck for 21" Center Drain Tub

BDR20SBR45

Complete cable operated bath waste & overflow kit includes pipe with trim kit. Includes a solid brass molded trim kit. Available in multiple finishes to match every fixture in your bathroom!

- 1-1/2" 17 Gauge Tube
- Patented Flexible Overflow Neck swivels and conforms to any angle bathtub
- Vertical Pipe 12" to 21"
- Horizontal Pipe 13" to 21"
- Designed for Center Drain Tubs

Kit Components:

- BDR20SBR45
- TRIMM3

Standard Finishes

BDR20SBR45/BRN	Brushed Nickel	\$ 1312
BDR20SBR45/CHBRZ	Champagne Bronze	\$ 1519
BDR20SBR45/CPB	Polished Chrome	\$ 1274
BDR20SBR45/MB	Matte Black	\$ 1419
BDR20SBR45/ORB	Oil Rubbed Bronze	\$ 1384
BDR20SBR45/PN	Polished Nickel	\$ 1312
BDR20SBR45/ULB	Unlacquered Brass	\$ 1274
BDR20SBR45/VB	Venetian Bronze	\$ 1384

Group 1 Finishes

All Group 1 Finishes \$ 1419

Group 2 Finishes

All Group 2 Finishes \$ 1519



1-1/2" Sweat Brass Tee

112CT \$50



See Page 243



C



1-1/2" Sweat Brass Tee

112CT \$50

Cable Operated Bath Waste & Overflow - Body Only - Brass with Patented Flexible Overflow Neck

BDR20SBR

1-1/2" 17 gauge pipe, solid brass tub drain with our patented, flexible overflow to conform to any angle bath. Comes with factory sealed swivel overflow neck. Use with TRIMM3 Kit. A premium drain for those who want the best! Patent ball joint.

Three Sizes Available:

- BDR20SBR22 (for 12" - 22" tub depth) \$ 937
- BDR20SBR27 (for 22" - 28" tub depth) \$ 1046
- BDR20SBR45 (for 22" - 28" tub depth) \$ 1160



See Page 243



C



1-1/2" Sweat Brass Tee

112CT \$50

Cable Operated Bath Waste & Overflow - Body Only - Brass with Rigid Overflow Neck

BDR20BR

1-1/2" 17 gauge pipe, solid brass tub drain with rigid overflow neck. Use with TRIMM3 Kit. A premium drain for those who want the best! Patent ball joint.

Two Sizes Available:

- BDR20BR22 (for 12" - 22" tub depth) \$ 906
- BDR20BR27 (for 22" - 28" tub depth) \$ 940



Cable Operated Drain with Patented Flexible Overflow Control Neck - ABS or PVC - Pipe Not Included

BWO40S

Cable operated bath drain with control knob at overflow. Schedule 40 pipe with brass parts and 1-1/2" drain with patented, flexible overflow neck conforms to any bathtub angle. Overflow with swivel action using patented swivel ball joint. Drain comes in either ABS or PVC. Use with TRIMM3 Kit. Pipe not included. All installation hardware included.

Three Sizes Available in ABS (A)

- BWO40S22A2 (for 12" - 22" tub depth) **\$ 213**
- BWO40S45A2 (for 23" - 36" tub depth) **\$ 231**
- BWO40S61A2 (for 36" - 45" tub depth) **\$ 264**

Three Sizes Available in PVC (P)

- BWO40S22P2 (for 12" - 22" tub depth) **\$ 213**
- BWO40S45P2 (for 23" - 36" tub depth) **\$ 231**
- BWO40S61P2 (for 36" - 45" tub depth) **\$ 264**



Schedule 20 1-1/2" Tubular ABS Cable Operated Bath Waste & Overflow - Body Only - Patented Flexible Overflow Neck

BDR20S

Complete schedule 20 1-1/2" tubular bath drain with patented flexible overflow neck, molded in ABS using metal components. For use with TRIMM3 Kit. All installation hardware included.

Five Sizes Available:

- BDR20S22-2 (for 12" - 22" tub depth) **\$ 209**
- BDR20S27-2 (for 22" - 28" tub depth) **\$ 206**
- BDR20S35-2 (for 22" - 28" tub depth) **\$ 226**
- BDR20S45-2 (for 22" - 28" tub depth) **\$ 226**
- BDR20S61-2 (for 26" - 33" tub depth) **\$ 239**





Round Trim for All Cable Operated Drains

TRIMM3

Round trim is used for cable operated bathtub drains. Available in multiple finishes to match every fixture in your bathroom!

Available in Molded Plastic or Solid Brass.

Standard Finishes

TRIMM3/BRN	Brushed Nickel	\$ 133
TRIMM3/CHBRZ	Champagne Bronze	\$ 312
TRIMM3/CPB	Polished Chrome	\$ 99
TRIMM3/MB	Matte Black	\$ 226
TRIMM3/ORB	Oil Rubbed Bronze	\$ 195
TRIMM3/PN	Polished Nickel	\$ 133
TRIMM3/ULB	Unlacquered Brass	\$ 99
TRIMM3/VB	Venetian Bronze	\$ 195

Group 1 Finishes

All Group 1 Finishes	\$ 226
----------------------	---------------

Group 2 Finishes

All Group 2 Finishes	\$ 312
----------------------	---------------

Other Finishes

TRIMM3/BL	Black	\$ 42
TRIMM3/BNE	Bone	\$ 42
TRIMM3/BT	Biscuit	\$ 42
TRIMM3/IW	Ice White	\$ 42
TRIMM3/PW	Polar White	\$ 42
TRIMM3/WH	White	\$ 42



Handle for ADA Extension to TRIMM3

MTLEVTDL

Handle for ADA Extension to TRIMM3 round bathtub trim. TRIMM3 is used for cable operated bathtub drains. Available in Polished Chrome only.

Standard Finishes

MTLEVTDL/CPB	Polished Chrome	\$ 26
--------------	-----------------	--------------



Pressure Test Kit for Cable Operated Bath Drain

BDR/TESTKIT1

\$ 83

Pressure Test Kit for all ABS, PVC, & Polypropelene Schedule 20 and Schedule 40. Enables pressure testing of your cable operated bath waste drains. Use with Mountain Plumbing bath waste & overflows only.



See Page 243



See Page 243



Economy Lift & Turn Style Bath Waste & Overflow Drain (Brass Body)

- 1-1/2" 17 Gauge Tube
- Brass body drain with 3" tailpiece
- Includes lift and turn trim kit
- Economy face plate has two exposed screws

HBDWLT22 Vertical Pipe 20"-26" & Horizontal Pipe 5"-14"

Standard Finishes

HBDWLT22/BRN	Brushed Nickel	\$ 485
HBDWLT22/CHBRZ	Champagne Bronze	\$ 660
HBDWLT22/CPB	Polished Chrome	\$ 442
HBDWLT22/MB	Matte Black	\$ 564
HBDWLT22/ORB	Oil Rubbed Bronze	\$ 502
HBDWLT22/PN	Polished Nickel	\$ 485
HBDWLT22/ULB	Unlacquered Brass	\$ 442
HBDWLT22/VB	Venetian Bronze	\$ 502

Group 1 Finishes

All Group 1 Finishes	\$ 564
----------------------	---------------

Group 2 Finishes

All Group 2 Finishes	\$ 660
----------------------	---------------

HBDWLT45 Vertical Pipe 26"-34" & Horizontal Pipe 14"-28"
(For Center Drain Tubs)

Standard Finishes

HBDWLT45/BRN	Brushed Nickel	\$ 787
HBDWLT45/CHBRZ	Champagne Bronze	\$ 962
HBDWLT45/CPB	Polished Chrome	\$ 742
HBDWLT45/MB	Matte Black	\$ 865
HBDWLT45/ORB	Oil Rubbed Bronze	\$ 803
HBDWLT45/PN	Polished Nickel	\$ 787
HBDWLT45/ULB	Unlacquered Brass	\$ 742
HBDWLT45/VB	Venetian Bronze	\$ 803

Group 1 Finishes

All Group 1 Finishes	\$ 865
----------------------	---------------

Group 2 Finishes

All Group 2 Finishes	\$ 962
----------------------	---------------

Deluxe Lift & Turn Style Bath Waste & Overflow Drain (Brass Body)

- 1-1/2" 17 Gauge Tube
- Brass body drain with 3" tailpiece
- Includes lift and turn trim kit
- Designer face plate features no exposed screws

BDWUNLT22 Vertical Pipe 20"-26" & Horizontal Pipe 5"-14"

Standard Finishes

BDWUNLT22/BRN	Brushed Nickel	\$ 502
BDWUNLT22/CHBRZ	Champagne Bronze	\$ 696
BDWUNLT22/CPB	Polished Chrome	\$ 470
BDWUNLT22/MB	Matte Black	\$ 588
BDWUNLT22/ORB	Oil Rubbed Bronze	\$ 541
BDWUNLT22/PN	Polished Nickel	\$ 502
BDWUNLT22/ULB	Unlacquered Brass	\$ 470
BDWUNLT22/VB	Venetian Bronze	\$ 541

Group 1 Finishes

All Group 1 Finishes	\$ 588
----------------------	---------------

Group 2 Finishes

All Group 2 Finishes	\$ 696
----------------------	---------------

BDWUNLT45 Vertical Pipe 26"-34" & Horizontal Pipe 14"-28"
(For Center Drain Tubs)

Standard Finishes

BDWUNLT45/BRN	Brushed Nickel	\$ 803
BDWUNLT45/CHBRZ	Champagne Bronze	\$ 999
BDWUNLT45/CPB	Polished Chrome	\$ 774
BDWUNLT45/MB	Matte Black	\$ 890
BDWUNLT45/ORB	Oil Rubbed Bronze	\$ 844
BDWUNLT45/PN	Polished Nickel	\$ 803
BDWUNLT45/ULB	Unlacquered Brass	\$ 774
BDWUNLT45/VB	Venetian Bronze	\$ 844

Group 1 Finishes

All Group 1 Finishes	\$ 890
----------------------	---------------

Group 2 Finishes

All Group 2 Finishes	\$ 999
----------------------	---------------



Soft Toe Touch Style Bath Waste & Overflow Drain (Brass Body)

- 1-1/2" 17 Gauge Tube
- Brass body drain with slim design overflow cover and 3" tailpiece
- Includes EZ-Click™ trim kit with lifetime warranty on drain mechanism
- Designer face plate features no exposed screws

BDWUNV22 Vertical Pipe 20"-26" & Horizontal Pipe 5"-14"

Standard Finishes

BDWUNV22/BRN	Brushed Nickel	\$ 570
BDWUNV22/CHBRZ	Champagne Bronze	\$ 842
BDWUNV22/CPB	Polished Chrome	\$ 536
BDWUNV22/MB	Matte Black	\$ 696
BDWUNV22/ORB	Oil Rubbed Bronze	\$ 607
BDWUNV22/PN	Polished Nickel	\$ 570
BDWUNV22/ULB	Unlacquered Brass	\$ 536
BDWUNV22/VB	Venetian Bronze	\$ 607

Group 1 Finishes

All Group 1 Finishes **\$ 696**

Group 2 Finishes

All Group 2 Finishes **\$ 842**

BDWUNV45 Vertical Pipe 26"-34" & Horizontal Pipe 14"-28"
(For Center Drain Tubs)

Standard Finishes

BDWUNV45/BRN	Brushed Nickel	\$ 885
BDWUNV45/CHBRZ	Champagne Bronze	\$ 1160
BDWUNV45/CPB	Polished Chrome	\$ 851
BDWUNV45/MB	Matte Black	\$ 1014
BDWUNV45/ORB	Oil Rubbed Bronze	\$ 924
BDWUNV45/PN	Polished Nickel	\$ 885
BDWUNV45/ULB	Unlacquered Brass	\$ 851
BDWUNV45/VB	Venetian Bronze	\$ 924


Group 1 Finishes

All Group 1 Finishes **\$ 1014**

Group 2 Finishes

All Group 2 Finishes **\$ 1160**

Notes:



Exposed Bottom Outlet Bath Waste & Overflow with Swivel Neck & EZ-Click™ Drain

BDEXP1

Designed for tubs requiring exposed bath waste and overflow.

- Fully Plated Solid Brass Body
- 17 Gauge Tube
- Swivel Overflow Neck
- Designer Face Plate with No Holes
- Deluxe EZ-Click™ Drain

Standard Finishes

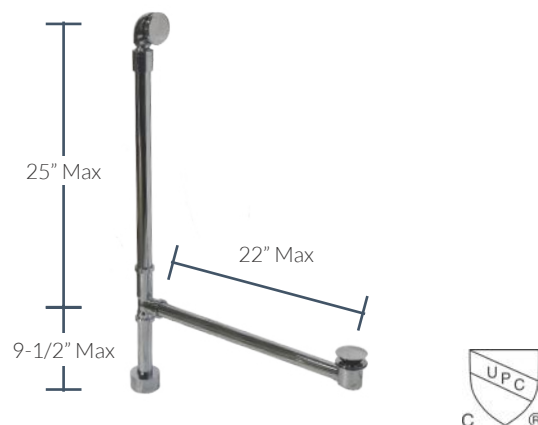
BDEXP1/BRN	Brushed Nickel	\$ 673
BDEXP1/CHBRZ	Champagne Bronze	\$ 1579
BDEXP1/CPB	Polished Chrome	\$ 650
BDEXP1/MB	Matte Black	\$ 798
BDEXP1/PN	Polished Nickel	\$ 673
BDEXP1/ULB	Unlacquered Brass	\$ 650

Group 1 Finishes

All Group 1 Finishes **\$ 1223**

Group 2 Finishes

All Group 2 Finishes **\$ 1579**



Exposed Bottom Outlet Bath Waste & Overflow with Swivel Neck & EZ-Click™ Drain (Extended)

BDEXP1-VA

Designed for tubs requiring exposed bath waste and overflow and a longer horizontal drain pipe.

- Fully Plated Solid Brass Body
- 17 Gauge Tube
- Swivel Overflow Neck
- Designer Face Plate with No Holes
- Deluxe EZ-Click™ Drain
- 22" Horizontal Tube

Standard Finishes

BDEXP1-VA/BRN	Brushed Nickel	\$ 700
BDEXP1-VA/CHBRZ	Champagne Bronze	\$ 1755
BDEXP1-VA/CPB	Polished Chrome	\$ 675
BDEXP1-VA/MB	Matte Black	\$ 825
BDEXP1-VA/PN	Polished Nickel	\$ 700
BDEXP1-VA/ULB	Unlacquered Brass	\$ 675

Group 1 Finishes

All Group 1 Finishes **\$ 1360**

Group 2 Finishes

All Group 2 Finishes **\$ 1755**

Notes:



Exposed Direct Outlet Bath Waste & Overflow with Swivel Neck & EZ-Click™ Drain

BDEXP2

Designed for tubs requiring exposed bath waste and overflow.

- Fully Plated Solid Brass Body
- 17 Gauge Tube
- Swivel Overflow Neck
- Designer Face Plate with No Holes
- Deluxe EZ-Click™ Drain

Standard Finishes


BDEXP2/BRN	Brushed Nickel	\$ 673
BDEXP2/CHBRZ	Champagne Bronze	\$ 1579
BDEXP2/CPB	Polished Chrome	\$ 650
BDEXP2/MB	Matte Black	\$ 798
BDEXP2/PN	Polished Nickel	\$ 673
BDEXP2/ULB	Unlacquered Brass	\$ 650

Group 1 Finishes

All Group 1 Finishes	\$ 1223
----------------------	----------------

Group 2 Finishes

All Group 2 Finishes	\$ 1579
----------------------	----------------



Exposed Direct Outlet Bath Waste & Overflow with Swivel Neck & EZ-Click™ Drain (Extended)

BDEXP2-VA

Designed for tubs requiring exposed bath waste and overflow and a longer horizontal drain pipe.

- Fully Plated Solid Brass Body
- 17 Gauge Tube
- Swivel Overflow Neck
- Designer Face Plate with No Holes
- Deluxe EZ-Click™ Drain
- 22" Horizontal Tube

Standard Finishes

BDEXP2-VA/BRN	Brushed Nickel	\$ 700
BDEXP2-VA/CHBRZ	Champagne Bronze	\$ 1755
BDEXP2-VA/CPB	Polished Chrome	\$ 675
BDEXP2-VA/MB	Matte Black	\$ 825
BDEXP2-VA/PN	Polished Nickel	\$ 700
BDEXP2-VA/ULB	Unlacquered Brass	\$ 675

Group 1 Finishes

All Group 1 Finishes	\$ 1360
----------------------	----------------

Group 2 Finishes

All Group 2 Finishes	\$ 1755
----------------------	----------------



Exposed Overflow Drain with Swivel Neck & Detached EZ-Click™ Drain

BDEXP3

Designed for tubs requiring exposed bath waste and overflow.

- Fully Plated Solid Brass Body
- 17 Gauge Tube
- Swivel Overflow Neck
- Designer Face Plate with No Holes
- Deluxe EZ-Click™ Drain

Standard Finishes

BDEXP3/BRN	Brushed Nickel	\$ 619
BDEXP3/CHBRZ	Champagne Bronze	\$ 1453
BDEXP3/CPB	Polished Chrome	\$ 598
BDEXP3/MB	Matte Black	\$ 734
BDEXP3/PN	Polished Nickel	\$ 619
BDEXP3/ULB	Unlacquered Brass	\$ 598

Group 1 Finishes

All Group 1 Finishes	\$ 1125
----------------------	----------------

Group 2 Finishes

All Group 2 Finishes	\$ 1453
----------------------	----------------



Clawfoot Style Bath Waste & Overflow with Lift & Turn Trim Kit (Brass Body)

BDLTCFT22

Clawfoot Style bath waste and overflow is a completely polished and plated 17 gauge tube. Designed for exposed applications in clawfoot and slipper style bathtubs.

- Solid Brass Body
- Includes Lift & Turn Trim Kit

Standard Finishes

BDLTCFT22/BRN	Brushed Nickel	\$ 1203
BDLTCFT22/CHBRZ	Champagne Bronze	\$ 1823
BDLTCFT22/CPB	Polished Chrome	\$ 876
BDLTCFT22/MB	Matte Black	\$ 1406
BDLTCFT22/ORB	Oil Rubbed Bronze	\$ 1289
BDLTCFT22/PN	Polished Nickel	\$ 1203
BDLTCFT22/ULB	Unlacquered Brass	\$ 876
BDLTCFT22/VB	Venetian Bronze	\$ 1289

Group 1 Finishes

All Group 1 Finishes	\$ 1406
----------------------	---------

Group 2 Finishes

All Group 2 Finishes	\$ 1823
----------------------	---------



See Page 243



Clawfoot Style Bath Waste & Overflow with EZ-Click™ Trim Kit (Brass Body)

BDSCFT22

Clawfoot Style bath waste and overflow is a completely polished and plated 17 gauge tube. Designed for exposed applications in clawfoot and slipper style bathtubs.

- Solid Brass Body
- Patented Flexible Overflow Control Neck
- Includes EZ-Click™ trim kit with lifetime warranty on drain mechanism

Standard Finishes

BDSCFT22/BRN	Brushed Nickel	\$ 1434
BDSCFT22/CHBRZ	Champagne Bronze	\$ 2008
BDSCFT22/CPB	Polished Chrome	\$ 1280
BDSCFT22/MB	Matte Black	\$ 1900
BDSCFT22/ORB	Oil Rubbed Bronze	\$ 1749
BDSCFT22/PN	Polished Nickel	\$ 1434
BDSCFT22/ULB	Unlacquered Brass	\$ 1280
BDSCFT22/VB	Venetian Bronze	\$ 1749

Group 1 Finishes

All Group 1 Finishes	\$ 1900
----------------------	---------

Group 2 Finishes

All Group 2 Finishes	\$ 2008
----------------------	---------

Clawfoot Style Bath Waste & Overflow with Brass Plug and Chain (Brass Body)

BDPCCFT22

Clawfoot Style bath waste and overflow is a completely polished and plated 17 gauge tube. Designed for exposed applications in clawfoot and slipper style bathtubs.

- Solid Brass Body
- Includes Brass Plug and Chain

Standard Finishes

BDPCCFT22/BRN	Brushed Nickel	\$ 1102
BDPCCFT22/CHBRZ	Champagne Bronze	\$ 1757
BDPCCFT22/CPB	Polished Chrome	\$ 776
BDPCCFT22/MB	Matte Black	\$ 1252
BDPCCFT22/ORB	Oil Rubbed Bronze	\$ 1179
BDPCCFT22/PN	Polished Nickel	\$ 1102
BDPCCFT22/ULB	Unlacquered Brass	\$ 776
BDPCCFT22/VB	Venetian Bronze	\$ 1179

Group 1 Finishes

All Group 1 Finishes	\$ 1252
----------------------	---------

Group 2 Finishes

All Group 2 Finishes	\$ 1757
----------------------	---------





ABS & PVC Plumber's Half Kit with Economy Lift & Turn Trim (Two Hole Face Plate)

- Economy Lift & Turn Plumber's Half Kit with Two Hole Face Plate
- All half kits contain rigid overflow elbow, drain shoe, tee, trim kit, and test plugs
- Pipe not included in half kits

ABS

BDWPLTA

Standard Finishes

BDWPLTA/BRN	Brushed Nickel	\$ 219
BDWPLTA/CHBRZ	Champagne Bronze	\$ 395
BDWPLTA/CPB	Polished Chrome	\$ 177
BDWPLTA/MB	Matte Black	\$ 299
BDWPLTA/ORB	Oil Rubbed Bronze	\$ 237
BDWPLTA/PN	Polished Nickel	\$ 219
BDWPLTA/ULB	Unlacquered Brass	\$ 177
BDWPLTA/VB	Venetian Bronze	\$ 237

Group 1 Finishes

All Group 1 Finishes	\$ 299
----------------------	--------

Group 2 Finishes

All Group 2 Finishes	\$ 395
----------------------	--------

PVC

BDWPLTP

Standard Finishes

BDWPLTP/BRN	Brushed Nickel	\$ 219
BDWPLTP/CHBRZ	Champagne Bronze	\$ 395
BDWPLTP/CPB	Polished Chrome	\$ 177
BDWPLTP/MB	Matte Black	\$ 299
BDWPLTP/ORB	Oil Rubbed Bronze	\$ 237
BDWPLTP/PN	Polished Nickel	\$ 219
BDWPLTP/ULB	Unlacquered Brass	\$ 177
BDWPLTP/VB	Venetian Bronze	\$ 237

Group 1 Finishes

All Group 1 Finishes	\$ 299
----------------------	--------

Group 2 Finishes

All Group 2 Finishes	\$ 395
----------------------	--------



ABS & PVC Plumber's Half Kit with Deluxe Lift & Turn Trim (Designer Face Plate)

- Deluxe Lift & Turn Plumber's Half Kit with Designer Face Plate
- All half kits contain rigid overflow elbow, drain shoe, tee, trim kit, and test plugs
- Pipe not included in half kits

ABS

BDWUNLTA

Standard Finishes

BDWUNLTA/BRN	Brushed Nickel	\$ 237
BDWUNLTA/CHBRZ	Champagne Bronze	\$ 431
BDWUNLTA/CPB	Polished Chrome	\$ 205
BDWUNLTA/MB	Matte Black	\$ 324
BDWUNLTA/ORB	Oil Rubbed Bronze	\$ 276
BDWUNLTA/PN	Polished Nickel	\$ 237
BDWUNLTA/ULB	Unlacquered Brass	\$ 205
BDWUNLTA/VB	Venetian Bronze	\$ 276

Group 1 Finishes

All Group 1 Finishes	\$ 324
----------------------	--------

Group 2 Finishes

All Group 2 Finishes	\$ 431
----------------------	--------

PVC

BDWUNLTP

Standard Finishes

BDWUNLTP/BRN	Brushed Nickel	\$ 237
BDWUNLTP/CHBRZ	Champagne Bronze	\$ 431
BDWUNLTP/CPB	Polished Chrome	\$ 205
BDWUNLTP/MB	Matte Black	\$ 324
BDWUNLTP/ORB	Oil Rubbed Bronze	\$ 276
BDWUNLTP/PN	Polished Nickel	\$ 237
BDWUNLTP/ULB	Unlacquered Brass	\$ 205
BDWUNLTP/VB	Venetian Bronze	\$ 276

Group 1 Finishes

All Group 1 Finishes	\$ 324
----------------------	--------

Group 2 Finishes

All Group 2 Finishes	\$ 431
----------------------	--------



- Economy Soft Toe Touch Plumber's Half Kit with Two Hole Face Plate
- All half kits contain rigid overflow elbow, drain shoe, tee, trim kit, and test plugs
- Pipe not included in half kits

All Group 2 Finishes

(Cannot be ordered in AB, EB, SB, or TB)

\$ 196
\$ 361
\$ 162
\$ 276
\$ 219
\$ 196
\$ 162
\$ 219

\$ 276

\$ 361

All Group 2 Finishes

(Cannot be ordered in AB, EB, SB, or TB)

\$ 196
\$ 361
\$ 162
\$ 276
\$ 219
\$ 196
\$ 162
\$ 219

\$ 276

\$ 361



- Includes EZ-Click™ trim kit with lifetime warranty on drain mechanism
- All half kits contain rigid overflow elbow, drain shoe, tee, trim kit, and test plugs
- Pipe not included in half kits

Other Finishes		
BDWUNVA/BNE	Bone	\$ 381
BDWUNVA/BT	Biscuit	\$ 381
BDWUNVA/IW	Ice White	\$ 381
BDWUNVA/PW	Polar White	\$ 381
BDWUNVA/WH	White	\$ 381

Other Finishes		
BDWUNVP/BNE	Bone	\$ 381
BDWUNVP/BT	Biscuit	\$ 381
BDWUNVP/IW	Ice White	\$ 381
BDWUNVP/PW	Polar White	\$ 381
BDWUNVP/WH	White	\$ 381

Notes:



UNVTRIM

- Trim Only - No Elbow, Pipe, or Drain Shoe Included
- Will fit drain bodies with: 1-1/2 - 11-1/2 NPSM thread with bushing or 1-3/8 - 16 fine thread
- Designer face plate with no holes
- Suitable for most overflows with one or two screw installation

UNVTRIM/BRN	Brushed Nickel	\$ 228
UNVTRIM/CHBRZ	Champagne Bronze	\$ 487
UNVTRIM/CPB	Polished Chrome	\$ 196
UNVTRIM/MB	Matte Black	\$ 350
UNVTRIM/ORB	Oil Rubbed Bronze	\$ 265
UNVTRIM/PN	Polished Nickel	\$ 228
UNVTRIM/ULB	Unlacquered Brass	\$ 196
UNVTRIM/VB	Venetian Bronze	\$ 265

All Group 1 Finishes **\$ 350**

All Group 2 Finishes **\$487**



UNVLT

- Trim Only - No Elbow, Pipe, or Drain Shoe Included
- Drain for lift and turn with bushing and washer
- Designer face plate with no holes
- Suitable for most overflows with one or two screw installation

UNVLT/BRN	Brushed Nickel	\$ 171
UNVLT/CHBRZ	Champagne Bronze	\$ 349
UNVLT/CPB	Polished Chrome	\$ 142
UNVLT/MB	Matte Black	\$ 248
UNVLT/ORB	Oil Rubbed Bronze	\$ 206
UNVLT/PN	Polished Nickel	\$ 171
UNVLT/ULB	Unlacquered Brass	\$ 142
UNVLT/VB	Venetian Bronze	\$ 206

All Group 1 Finishes **\$ 248**

All Group 2 Finishes **\$ 349**



Economy Soft Toe Touch Round Trim Kit

MT94-2

Economy Soft Toe Touch round trim kit will fit most manufacturer's drain bodies. Trim Only - No Elbow, Pipe, or Drain Shoe Included

- Trim Only - No Elbow, Pipe, or Drain Shoe Included
- Will fit drain bodies with 1-1/2 - 11-1/2 NPSM thread
- Two-Hole Face Plate

Standard Finishes

MT94-2/BRN	Brushed Nickel	\$ 139
MT94-2/CHBRZ	Champagne Bronze	\$ 304
MT94-2/CPB	Polished Chrome	\$ 108
MT94-2/MB	Matte Black	\$ 216
MT94-2/ORB	Oil Rubbed Bronze	\$ 162
MT94-2/PN	Polished Nickel	\$ 139
MT94-2/ULB	Unlacquered Brass	\$ 108
MT94-2/VB	Venetian Bronze	\$ 162

Group 1 Finishes

All Group 1 Finishes	\$ 216
----------------------	--------

Group 2 Finishes

All Group 2 Finishes	\$ 304
----------------------	--------



Economy Lift & Turn Drain Trim

HTRLT

Economy Lift and Turn trim kit will fit most manufacturer's drain bodies: 1-1/2 - 11-1/2 NPSM thread on the drain flange.

- Trim Only - No Elbow, Pipe, or Drain Shoe Included
- Drain for lift and turn with washer
- Two-Hole Face Plate

Standard Finishes

HTRLT/BRN	Brushed Nickel	\$ 155
HTRLT/CHBRZ	Champagne Bronze	\$ 314
HTRLT/CPB	Polished Chrome	\$ 116
HTRLT/MB	Matte Black	\$ 228
HTRLT/ORB	Oil Rubbed Bronze	\$ 171
HTRLT/PN	Polished Nickel	\$ 155
HTRLT/ULB	Unlacquered Brass	\$ 116
HTRLT/VB	Venetian Bronze	\$ 171

Group 1 Finishes

All Group 1 Finishes	\$ 228
----------------------	--------

Group 2 Finishes

All Group 2 Finishes	\$ 314
----------------------	--------



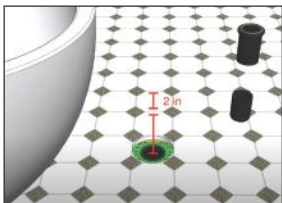
H2O Delivery - Mechanical



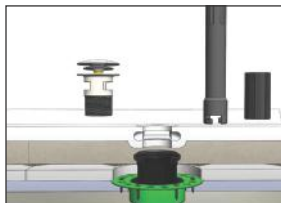
How Does It Work?



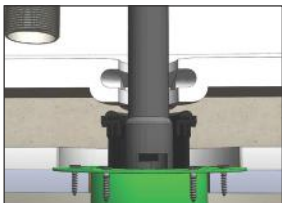
Step 1: Install Deck Flange



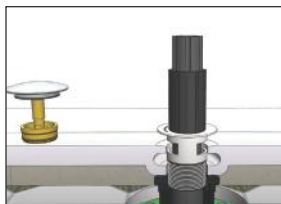
Step 2: Measure distance from bottom of the tub to the floor; cut tail piece to length



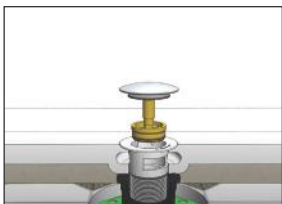
Step 3: Slide tub and align drain holes



Step 4: Using the long tool, pull the tail piece to create seal underneath the tub



Step 5: Thread the trim through the drain hole and tighten with smaller tool



Step 6: Install the drain stopper

Tub Docking Station - Freestanding Tub Drain Rough-In with Trim - Complete Kit

BDWOF-DS

The Mountain Plumbing Docking Station is the ultimate solution to quickly and easily install a freestanding bathtub.

- EZ-Click™ tub drain with brass tailpiece
- ABS and PVC adapter kits included
- Asymmetrical metal deck flange provides easier installation in tight spaces
- Removable drain stopper allows for easier cleaning
- For freestanding tubs with integrated overflow and 2" drain hole

Docking Station Benefits:

- Easier to install when compared to similar products from our competitors.
- Does not require the tub to be placed on its side (which prevents the possibility of the tub being scratched).
- Product includes the drain; competitors sell this separately.
- Drain is removable after installation without removing the entire tub.
- Removable drain plug with hair catcher for easier cleaning.
- Plug top is removable to allow for easy access to snake the drain line.
- Tub can be water tested and then easily removed to store in a safe place to avoid damage.

Standard Finishes

BDWOF-DS/BRN	Brushed Nickel	\$ 317
BDWOF-DS/CPB	Polished Chrome	\$ 290
BDWOF-DS/MB	Matte Black	\$ 317
BDWOF-DS/ORB	Oil Rubbed Bronze	\$ 355
BDWOF-DS/PN	Polished Nickel	\$ 317
BDWOF-DS/PW	Polar White	\$ 317
BDWOF-DS/ULB	Unlacquered Brass	\$ 290
BDWOF-DS/VB	Venetian Bronze	\$ 355

Group 1 Finishes

All Group 1 Finishes \$ 398

Group 2 Finishes

All Group 2 Finishes \$ 470



**Quickly and Easily
Install Freestanding
Bathtubs**



Tub Docking Station - Trim Kit with Overflow

Only Compatible with the BDWOF-DSROUGH

BDWOF-DSTRIM

- EZ-Click™ tub drain with brass tailpiece
- All Tools for Trim Assembly
- Drain Comes with Overflow

Standard Finishes

BDWOF-DSTRIM/BRN	Brushed Nickel	\$ 179
BDWOF-DSTRIM/CPB	Polished Chrome	\$ 153
BDWOF-DSTRIM/MB	Matte Black	\$ 179
BDWOF-DSTRIM/ORB	Oil Rubbed Bronze	\$ 217
BDWOF-DSTRIM/PN	Polished Nickel	\$ 179
BDWOF-DSTRIM/PW	Polar White	\$ 179
BDWOF-DSTRIM/ULB	Unlacquered Brass	\$ 153
BDWOF-DSTRIM/VB	Venetian Bronze	\$ 217

Group 1 Finishes

All Group 1 Finishes	\$ 260
----------------------	--------

Group 2 Finishes

All Group 2 Finishes	\$ 332
----------------------	--------



Tub Docking Station - Trim Kit without Overflow

Only Compatible with the BDWOF-DSROUGH

BDWOF-DS-NSTRIM

- EZ-Click™ tub drain with brass tailpiece
- All Tools for Trim Assembly
- Drain Comes without Overflow

Standard Finishes

BDWOF-DS-NSTRIM/BRN	Brushed Nickel	\$ 179
BDWOF-DS-NSTRIM/CPB	Polished Chrome	\$ 153
BDWOF-DS-NSTRIM/MB	Matte Black	\$ 179
BDWOF-DS-NSTRIM/ORB	Oil Rubbed Bronze	\$ 217
BDWOF-DS-NSTRIM/PN	Polished Nickel	\$ 179
BDWOF-DS-NSTRIM/PW	Polar White	\$ 179
BDWOF-DS-NSTRIM/ULB	Unlacquered Brass	\$ 153
BDWOF-DS-NSTRIM/VB	Venetian Bronze	\$ 217

Group 1 Finishes

All Group 1 Finishes	\$ 260
----------------------	--------

Group 2 Finishes

All Group 2 Finishes	\$ 332
----------------------	--------



Tub Docking Station - Spacer

BDWOF-DS/SPACER

\$ 4

- This spacer is required for installation on tubs between 3/4" to 1-1/4" thick at the drain hole
- Not needed for tubs thicker than 1-1/4"
- Buna-N rubber seals against underside of tub



Tub Docking Station - Rough Kit

Only Compatible with the BDWOF-DSTRIM

BDWOF-DSROUGH

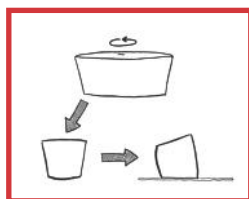
\$ 138

- Floor Rough
- PVC and ABS Adaptors


Installing a freestanding tub the traditional way isn't super complicated, but it is cumbersome and a lot can go wrong.

The Old Way

Must **tilt tub on side and lift** to connect tailpiece - **increases risk of scratches and cracks**



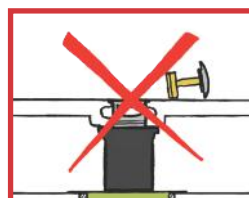
High damage risk when **lifting and lowering** tub to install



Lifting and lowering installation **requires more labor** and **adds cost** to project




Impossible to snake without **removing tub** completely to gain access




Docking Station Way

No tilting or lifting required to attach tailpiece before placing tub - **decreases risk of scratches and cracks**




Low damage risk because **no lifting or lowering** required for tub installation



Sliding tub into place to install **requires less labor** and **helps control cost** of project



Removable clicker drain allows easy access **to snake drain and clear clogs**



In stock and ready to ship as an innovative solution to quickly and easily install freestanding bathtubs whenever you make a purchase!

Please Scan QR Code to the left or visit mountainplumbing.com/tub-docking-station to Learn More!

The Following Are For Tubs with Built-In Overflows:



EZ-Click™ Bath Tub Drain with Overflow (drain tube not included)

BDWOF-ST

- EZ-Click™ bath drain with overflow for tubs with built in overflow
- 2-1/2" Long drain body
- 1-1/2 - 11-1/2 NPSM thread
- Female thread for 1-1/2" brass tube (not included)
- Maximum 1" thick tub drain overflow
- 2" Drain hole required

*** BDWOF-ST is not compatible with the Tub Docking Station (BDWOF-DS, BDWOF-DSTRIM, BDWOF-DSNSTRIM, BDWOF-DSROUGH)**

Standard Finishes

BDWOF-ST/BRN	Brushed Nickel	\$ 167
BDWOF-ST/CHBRZ	Champagne Bronze	\$ 280
BDWOF-ST/CPB	Polished Chrome	\$ 138
BDWOF-ST/MB	Matte Black	\$ 167
BDWOF-ST/ORB	Oil Rubbed Bronze	\$ 212
BDWOF-ST/PN	Polished Nickel	\$ 167
BDWOF-ST/PW	Polar White	\$ 167
BDWOF-ST/ULB	Unlacquered Brass	\$ 138
BDWOF-ST/VB	Venetian Bronze	\$ 212

Group 1 Finishes

All Group 1 Finishes	\$ 237
----------------------	---------------

Group 2 Finishes

All Group 2 Finishes	\$ 280
----------------------	---------------



EZ-Click™ Bath Tub Drain without Overflow (drain tube not included)

BDWOF-ST-NS

- EZ-Click™ bath drain without overflow
- 2-1/2" Long drain body
- 1-1/2 - 11-1/2 NPSM thread
- Female thread for 1-1/2" brass tube (not included)
- 2" Drain hole required

*** BDWOF-ST-NS is not compatible with the Tub Docking Station (BDWOF-DS, BDWOF-DSTRIM, BDWOF-DSNSTRIM, BDWOF-DSROUGH)**

Standard Finishes

BDWOF-ST-NS/BRN	Brushed Nickel	\$ 167
BDWOF-ST-NS/CHBRZ	Champagne Bronze	\$ 280
BDWOF-ST-NS/CPB	Polished Chrome	\$ 138
BDWOF-ST-NS/MB	Matte Black	\$ 167
BDWOF-ST-NS/ORB	Oil Rubbed Bronze	\$ 212
BDWOF-ST-NS/PN	Polished Nickel	\$ 167
BDWOF-ST-NS/PW	Polar White	\$ 167
BDWOF-ST-NS/ULB	Unlacquered Brass	\$ 138
BDWOF-ST-NS/VB	Venetian Bronze	\$ 212

Group 1 Finishes

All Group 1 Finishes	\$ 237
----------------------	---------------

Group 2 Finishes

All Group 2 Finishes	\$ 280
----------------------	---------------

Product Index

AG1800 119	HBDWLT45 257	MT1853-NL 111	MT3043-NL 195
AG1850 119	HTRLT 266	MT1853FIL-NL 117	MT3044-NL 197
BAGCU 59	MT10(-6,-8,-10,-12) 121	MT1870-NL 81	MT3045-NL 201
BAGCUSQ 60	MT10-16 122	MT1870DIY-NL 85	MT3046-NL 200
BDEXP1 259	MT100 61	MT1871-NL 95	MT3047-NL 199
BDEXP1-VA 259	MT1000 231	MT1871DIY-NL 101	MT304X 235
BDEXP2 260	MT102 61	MT1873-NL 111	MT305X 236
BDEXP2-VA 260	MT105 61	MT1873FIL-NL 117	MT31(-3,-6,-8) 130
BDEXP3 260	MT106 61	MT1880-NL 82	MT31(-12,-18,-24) 130
BDLTCFT22 261	MT11(-6,-8,-10,-12) 123	MT1880DIY-NL 86	MT310 49
BDPCCFT22 261	MT11-16 124	MT1881-NL 96	MT3130 233
BDR/TESTKIT1 256	MT115 49	MT1881DIY-NL 102	MT313X 237
BDR20BR 254	MT12-8 124	MT1883-NL 112	MT3140 233
BDR20BR22 252	MT12HS 131	MT1883FIL-NL 118	MT314X 237
BDR20BR27 253	MT12HSMF 131	MT19 132	MT315X 236
BDR20S 255	MT120EV 54	MT1900-NL 97	MT316-NL 157
BDR20S22-2 249	MT1250XL 69	MT1900DIY-NL 98	MT316MASS-NL 203
BDR20S27-2 249	MT1250XL/RFC 69	MT20(-6,-8,-12) 125	MT317-NL 157
BDR20S35-2 250	MT125 62	MT2000-2 232	MT317MASS-NL 206
BDR20S45-2 250	MT127 62	MT200EV 51	MT326TP 228
BDR20S61-2 251	MT13HS 131	MT202 51	MT328SJ 229
BDR20SBR 254	MT130 54	MT204 55	MT329ESJ 229
BDR20SBR22 252	MT14 134	MT205 56	MT3320X-NL 183
BDR20SBR27 253	MT15 134	MT21(-6,-8,-12) 125	MT3840-NL 216
BDR20SBR45 254	MT16 132	MT210EV 52	MT400U 59
BDSCFT22 261	MT17 132	MT212EV 53	MT4001X-NL 152
BDWOF-DS 267	MT18-9 122	MT22 126	MT4003X-NL 153
BDWOF-DS/SPACER 268	MT1800-NL 74	MT22-16 126	MT4004X-NL 153
BDWOF-DS-NSTRIM 268	MT1800DIY-NL 83	MT23 127	MT401-NL 149
BDWOF-DSROUGH 269	MT1801-NL 88	MT23-16 127	MT401MASS-NL 199
BDWOF-DSTRIM 268	MT1801DIY-NL 99	MT24 126	MT403-NL 149
BDWOF-ST 270	MT1803-NL 104	MT24-16 126	MT403MASS-NL 195
BDWOF-ST-NS 270	MT1803FIL-NL 115	MT25 127	MT406 238
BDWPLTA 262	MT1820-NL 75	MT25-16 127	MT41 134
BDWPLTP 262	MT1820-NLIH 76	MT27 128	MT41S 133
BDWPTTA 263	MT1820DIY-NL 83	MT27-16 128	MT410-NL 150
BDWPTTP 263	MT1821-NL 89	MT28 128	MT410MASS-NL 202
BDWUNLT22 257	MT1821-NLIH 90	MT28-16 128	MT416X-NL 159
BDWUNLT45 257	MT1821DIY-NL 99	MT29 128	MT417X-NL 159
BDWUNLTA 262	MT1823-NL 105	MT29-16 128	MT4127-NL 174
BDWUNLTP 262	MT1823-NLIH 106	MT221-160 241	MT4223-NL 214
BDWUNV22 258	MT1823FIL-NL 115	MT231 141	MT432X 163
BDWUNV45 258	MT1830-NL 77	MT236 142	MT4321X 163
BDWUNVA 264	MT1830-NLIH 78	MT238 141	MT435X 164
BDWUNVP 264	MT1830DIY-NL 84	MT240 142	MT436X 164
BRBOLT/90 47,49	MT1831-NL 91	MT245 142	MT4390X 165
BTAPS50 60	MT1831-NLIH 92	MT246 141	MT441X 165
BWDS6818 56	MT1831DIY-NL 100	MT250 58	MT4420-NL 183
BWDUF 57	MT1833-NL 107	MT250-B 58	MT4421-NL 193
BWDUFG 57	MT1833-NLIH 108	MT250-C 58	MT4422-NL 194
BWO40S 255	MT1833FIL-NL 116	MT27TSK 242	MT4423-NL 194
BWO40S22A2 246	MT1840-NL 79	MT27WRB 242	MT442X 165
BWO40S22P2 246	MT1840-NLIH 80	MT3K-HF 70	MT4430-NL 188
BWO40S45A2 247	MT1840DIY-NL 84	MT3K-HF/RFC 70	MT4431X-NL 185
BWO40S45P2 247	MT1841-NL 93	MT30(-3,-6,-8) 129	MT4432X-NL 190
BWO40S61A2 248	MT1841-NLIH 94	MT30(-12,-18,-24) 129	MT4433-NL 188
BWO40S61P2 248	MT1841DIY-NL 100	MT300 47	MT4434-NL 189
BWSTU 57	MT1843-NL 109	MT300BSK 47	MT443X 165
BWSTUG 57	MT1843-NLIH 110	MT3000 231	MT445X 165
CBWODF-A 245	MT1843FIL-NL 116	MT301X 234	MT448X-NL 166
CBWODF-P 245	MT1850-NL 81	MT302X 234	MT450X-NL 166
DHM32324 119	MT1850DIY-NL 85	MT303 48	MT4800X-NL 210
DHM32325 119	MT1851-NL 95	MT3041-NL 197	MT4811X-NL 217
HBDWLT22 257	MT1851DIY-NL 101	MT3042-NL 196	MT4820BO-NL 207


Product Index

MT4820BOIPS-NL	207	MT6K-HF	70	MT744-2	225	MTSINK2DE	36
MT4820X-NL	210	MT6K-HF/RFC	70	MT744-3	225	MTSINK2S	35
MT482BL-NL	212	MT6LD	68	MT745-2	226	MTSINK2SE	35
MT482BX-NL	209	MT600-NL	113	MT745-3	226	MTSSTLAV	238
MT4831X-NL	211	MT600/ADPT	119	MT749	223	MTVAC-BRKR	132
MT483BX-NL	209	MT601A	140	MT749-3	223	PROSELECT 1	29
MT4840X-NL	215	MT601P	140	MT777BF	31	PROSELECT 5	29
MT4910X-NL	170	MT603A	140	MT7799EV	52	STEALTH 580	30
MT4930X-NL	170	MT605A	140	MT8SR	137	STEALTH 750	30
MT4931X-NL	171	MT605P	140	MT8SRW	138	STEALTH 1250	30
MT4934-NL	167	MT606	140	MT8000-NL	179	STEALTHTRAP	32
MT493BL-NL	172	MT607	139	MT8001-NL	179	TRIMM3	256
MT493BO-NL	167	MT608	139	MT8002-NL	178	UNVLT	265
MT493BX-NL	169	MT609	139	MT8100-NL	186	UNVTRIM	265
MT500U	60	MT6001-NL	150	MT8101-NL	191		
MT501A-ROUGH	143	MT6002-NL	181	MT8103-NL	186		
MT501C-ROUGH	143	MT6003-NL	151	MT8104-NL	191		
MT501P-ROUGH	143	MT6004-NL	156	MT8120X-NL	204		
MT5001L-NL	154	MT61S	133	MT8122X-NL	175		
MT5003L-NL	154	MT6123X-NL	175	MT8799	48		
MT5004-NL	156	MT616-NL	151	MT9SR	137		
MT506-GRID	144	MT616MASS-NL	200	MT9SRW	138		
MT5060L-NL	217	MT621-NL	152	MT9000-NL	178		
MT506A	145	MT621MASS-NL	196	MT9002-NL	182		
MT506A-ROUGH/RB	143	MT624-NL	113	MT9004-NL	181		
MT506C	145	MT6254X-NL	169	MT904	241		
MT506C-ROUGH	143	MT629-NL	158	MT9100-NL	185		
MT506I	145	MT629MASS-NL	204	MT9101-NL	190		
MT506I-ROUGH	143	MT630-NL	114	MT94-2	266		
MT506P	145	MT631-NL	158	MT951	37		
MT506P-ROUGH/RB	143	MT631MASS-NL	206	MT951/BOX	41		
MT507-GRID	144	MT641-3	67	MT953	37		
MT507A	146	MT660	71	MT953/BOX	41		
MT507A-ROUGH/RB	143	MT661/RFC	71	MT955	41		
MT507P	146	MT662-2	71	MT957	38		
MT507P-ROUGH/RB	143	MT670-2	68	MT957R	38		
MT51	134	MT6800-NL	208	MT958	42		
MT51S	133	MT6820-NL	208	MT958R	42		
MT516L-NL	160	MT6831-NL	213	MT959K	44		
MT517L-NL	160	MT6910-NL	168	MT959T	44		
MT5120L-NL	155	MT6930-NL	168	MT962	39		
MT5121L-NL	174	MT6931-NL	173	MT962R	39		
MT5122L-NL	214	MT700	50	MT963	43		
MT5160L-NL	216	MT7000-NL	180	MT963R	43		
MT5161X-NL	215	MT7001-NL	182	MT964K	40		
MT5170L-NL	205	MT7002-NL	180	MT964T	40		
MT521-NL	155	MT71S	133	MT968	241		
MT521MASS-NL	198	MT710	50	MT969U	242		
MT5431-NL	187	MT7100-NL	187	MT999BF	31		
MT5432-NL	192	MT7101-NL	192	MTBF26028	119		
MT568-SPLASHGUARD	30	MT7122L-NL	176	MTDISC	228		
MT582BL-NL	218	MT7200-NL	184	MTLEVTDL	256		
MT582BX-NL	218	MT7201-NL	189	MTRRP	136		
MT5800L-NL	211	MT730-2	221	MTRRP-2	136		
MT5820L-NL	212	MT734	222	MTRRP-CA	136		
MT5831-NL	213	MT735	222	MTRRP-2CA	136		
MT5910L-NL	171	MT740-2	221	MTSINK1D	34		
MT593BL-NL	177	MT741	224	MTSINK1DE	34		
MT593BX-NL	177	MT742	224	MTSINK1S	33		
MT5930L-NL	172	MT743	227	MTSINK1SE	33		
MT5931-NL	173	MT743-3	227	MTSINK2D	36		

Mountain Plumbing Products

INSTALLATION VIDEOS

Welcome to the Mountain Plumbing Products installation and technical support video collection. We have worked to create this series of videos to demonstrate how simple and straightforward it can be to install our products. Use the QR Codes below for quick access! Please also visit our website's Video Center for additional training and resource content.



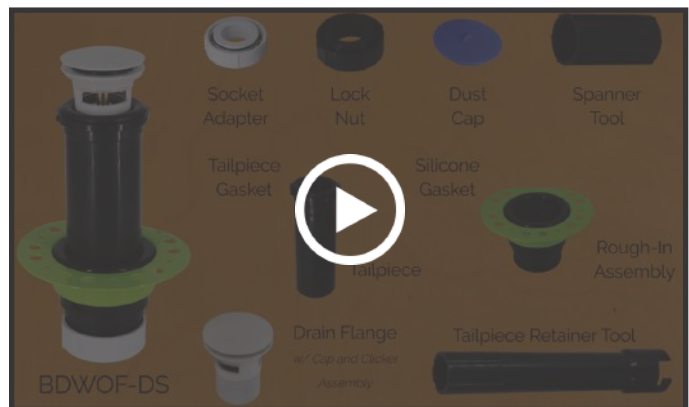
Please SCAN Our QR CODE
For Quick Access to the
Perfect Grind® Installation
Video!



Please SCAN Our QR CODE
For Quick Access to the
Little Gourmet® Installation
Video!




Please SCAN Our QR CODE
For Quick Access to the
Mountain Pure® Installation
Video!



Please SCAN Our QR CODE
For Quick Access to the
Tub Docking Station Installation
Video!

Comprehensive Website

CUSTOMER SUPPORT



Spec Sheet Library

Technical Specifications for our products can be found all in one place with our easy-to-access online library. Product model numbers are listed alphabetically with each spec sheet available for download as a PDF file.

mountainplumbing.com/page/resources/spec-sheet-library

Live Chat Support

Do you have questions about our products or your current project? With Live Chat Support you can get answers or direction right away! It's customer service right at your keyboard. Please click on the icon in the bottom right corner of the website to speak with us.



mountainplumbing.com and all other pages



Warranty Claims

We have streamlined our warranty claims process with our comprehensive online submission form. Simply provide the necessary information and you will receive a confirmation and request number by email. Our team will then work to process your warranty claim right away!


mountainplumbing.com/warranty-claims

CA Prop 65 Warning

What is this warning label?

The label is a warning being provided by Mountain Plumbing Products to comply with the California Safe Drinking Water and Toxic Enforcement Act of 1986, commonly known as “Proposition 65.” Many products sold in California are required by law to carry the label. The following example label is included on packaging for Mountain Plumbing Product’s faucets, supply lines, and supply valves.

Attention California Residents:

 **WARNING:** This product can expose you to chemicals including Lead and Chromium (hexavalent compounds) which are known to the State of California to cause cancer and birth defects or other reproductive harm.”

We are providing Prop 65 warning labels simply to inform consumers that the product contains chemicals on the State of California’s Prop 65 list. Mountain Plumbing Products products that carry the Prop 65 label include components made with brass, which contains small but detectable amounts of lead—an element included on the Prop 65 chemical list and Chromium (hexavalent compounds) used in plating finishes.

Even though a product may be found to contain a Proposition 65-listed chemical, it does not mean that use of the product will cause cancer, birth defects or other reproductive harm. Nor does it mean that a product is unsafe. All Mountain Plumbing Products’ products meet or exceed the requirements of applicable product performance and safety industry standards, as well as the federal Safe Drinking Water Act. We are confident there is no health hazard associated with the installation or removal of Mountain Plumbing Products’ products.

What is California Proposition 65?

In 1986, California voters approved the Safe Drinking Water and Toxic Enforcement Act (known as “Proposition 65”). Proposition 65 is a “Right to Know” statute; its purpose is to make sure people are aware, before they purchase, that the product they come into contact with contains chemicals known to the State of California to cause cancer, birth defects or other reproductive harm. The statute requires a warning label even if the amount of the chemical is miniscule.

The State of California has listed over 900 chemicals that must be disclosed under Prop 65. The list, which is updated annually, includes a wide variety of chemicals that can be found in many consumer products, such as kitchen utensils, footwear and handbags, exercise equipment, photo and scrapbook albums, luggage, and many other products (even foods and beverages).

Where can I find out more information about Proposition 65?

The State of California provides Proposition 65 information on the Office of Environmental Health Hazard Assessment website.

Why does Mountain Plumbing Products include this warning on its products?

We are providing Prop 65 warning labels to inform consumers that the product contains chemicals on the State of California’s Prop 65 list. It does not mean that a product is unsafe. All Mountain Plumbing Products’ products meet or exceed the requirements of applicable product performance and safety industry standards, as well as the federal Safe Drinking Water Act. The label simply ensures that Mountain Plumbing Products is in compliance with the State of California’s Prop 65 law for warning label requirements.

Why is this label included on my faucet if I don’t live in California?

Mountain Plumbing Products’ products are sold nationwide and in Canada. It would be considerably complex to determine which products will be ultimately sold or brought into California. Therefore, to ensure compliance with Proposition 65 requirements, we have decided to include these labels on applicable products, regardless of where they might be purchased or sold.

Terms and Conditions

Return Goods Authorization

- No returns of discontinued items other than defective items still under warranty will be allowed.
- All goods returned must have a return good authorization number (RGA#) attached with the product.
- Return authorizations must be requested in writing by fax, mail, or email (RGA@mountainplumbing.com) within 90 days of delivery and must include original PO#, Item #, and reason for return.
- If goods were ordered incorrectly, a 35% restocking charge will apply and the customer is responsible for return freight charges.
- No returns on special orders.
- If an item is returned as defective, and after inspection and/or testing is deemed not defective, a credit will still be issued but the customer is responsible for return freight charges and a 35% restocking fee.

Payment Terms

- Payment is due Net 30 Days after date of invoice.
- A service charge of 1.5% per month (18% APR) will be charged on all invoices outstanding over 30 days.
- No deductions for RGAs can be taken from payments until a credit memo has been issued by Mountain Plumbing.

Freight Terms

- Full freight allowed on net orders of \$1,000.00 per invoice within the continental United States.
- Full freight allowed on net orders of \$1,800.00 per invoice to Hawaii and Alaska.
- Full freight allowed on net orders of \$1,500.00 per invoice to Canada.

Pricing

- Due to increasing costs of brass and raw materials, prices and product modifications are subject to change without notice.
- Publisher assumes no responsibility for typographical errors.

Shortages

- Shortages must be reported by the customer within 3 business days of receipt of shipped PO.

Order Cancellations

- Orders may be cancelled up to ship date.
- Once the order is shipped, a 35% restocking charge will apply if the goods are returned (RGA required)
- Customer is responsible for all return freight.

Approval of Orders

- All orders are subject to approval by Mountain Plumbing Products and must be submitted via fax or email (orders@mountainplumbing.com). NO PHONE ORDERS.
- Orders with special freight requirements (e.g. Next Day Air, etc) must be submitted prior to 2PM CST.
- Order modifications, including cancellations, can occur up to the time of shipment with an additional \$10.00 service charge if the order has already been processed.

MOUNTAIN PLUMBING LIMITED WARRANTY

1. LIMITED WARRANTY.

Subject to the Conditions, Exclusions, and Limitations set forth herein, Mountain Accessories, Inc. ("Mountain Plumbing") provides a Limited Warranty on all Mountain Plumbing products purchased from an Authorized Mountain Plumbing Retailer/Dealer ("retailer/dealer"). This Limited Warranty shall commence on the date of original purchase and shall expire:

- 1 year from the date of purchase for all working parts except as noted below.
- 3 years from the date of purchase for the Instant Hot Water Tank.
- 3 years from the date of purchase for accessory faucets.
- 3 years from the date of purchase for water chiller compressors.
- 3 years from the date of purchase for 1/2 HP and 1/3 HP Model Mountain Perfect Grind Waste Disposers.
- With the life of the product for 5/8 HP, 3/4 HP and 1 1/4 HP Model Mountain Perfect Grind Waste Disposers.

Finishes on Mountain Plumbing products are warranted from the date of installation and shall expire:

- With the life of the product for all PVD finishes if instructions are followed properly.
- With the life of the product for all Xenoy molded products.
- 1 year from the date of installation for all other finishes if instructions are followed properly.

FAILURE TO FOLLOW APPLICABLE INSTRUCTIONS VOIDS THE WARRANTY FOR ALL FINISHES.

THE USE OF PLUMBERS PUTTY ON MOUNTAIN PLUMBING PRODUCTS VOIDS THE WARRANTY FOR ALL PRODUCTS. A NON-ACID OR NEUTRAL CURE CAULK IS RECOMMENDED.

MOUNTAIN PLUMBING INSTANT HOT TANKS MUST BE USED WITH AN OPEN VENT FAUCET. THE USE OF A NON-VENTED FAUCET WILL DAMAGE THE TANK AND VOID THE WARRANTY. LIKEWISE, THE WARRANTY FOR INSTANT HOT FAUCETS IS VOID IF CONNECTED TO A TANK WHICH IS NOT AN OPEN VENT TYPE.

2. WHAT WE WILL DO.

In the event your Mountain Plumbing product fails as a result of a defect in manufacturing, materials or workmanship within the applicable Limited Warranty period, Mountain Plumbing, at its option, will: (1) provide replacement parts to the Mountain Plumbing retailer/dealer you specify; or (2) repair the existing product at no cost to you, except as set forth herein; or (3) refund the original purchase price or retailer's/dealer's price at the time of the original purchase, whichever is less. Replacement parts or repairs are warranted for the remainder of the original Limited Warranty period. Labor and shipping charges are not covered under the Limited Warranty.

If Mountain Plumbing replaces or repairs the existing bath waste and overflow product, and an access panel is not available, the costs for accessing the bath waste and overflow is not covered under the Limited Warranty. This includes but is not limited to any tile work that has to be replaced in order to replace or repair the bath waste and overflow.

Mountain Plumbing reserves the right to discontinue or modify its products at any time without notice. In the event that repair or replacement of a product pursuant to this Limited Warranty is not possible, Mountain Plumbing will fulfill any repair or replacement obligation under this Limited Warranty with a product of equal or greater value.

3. WARRANTY CLAIM PROCESS (for building owners and homeowners only).

To make a claim under the Limited Warranty, you must notify the Mountain Plumbing retailer/dealer who supplied you with your Mountain Plumbing product. Unless otherwise specified in writing by Mountain Plumbing, all defective products must be returned to the Mountain Plumbing retailer/dealer to be forwarded to Mountain Plumbing for inspection and testing to determine of the cause of the alleged failure or defect.

If the retailer/dealer is unavailable or unknown to you, you may contact Mountain Plumbing at:

<https://mountainplumbing.com/warranty-claims/>

Warranty claims made directly to Mountain Plumbing shall include written notification of the alleged failure of, or defect in, any Mountain Plumbing product, and must be received by Mountain Plumbing no later than thirty (30) days after detection of an alleged failure or defect occurring within the applicable warranty period. Written notifications should include a description of the failed or defective part or product, product model number (if available), date of purchase, date of installation, photo of the defective product, and description of the alleged product failure or defect. All products alleged to be defective must be made available to Mountain Plumbing for inspection and testing to determine the cause of the alleged failure or defect.

Upon receipt of a warranty claim notification through either the retailer/dealer or directly, Mountain Plumbing shall have ninety (90) business days in which to determine whether it acknowledges responsibility for any alleged defects in materials or workmanship and the appropriate course of action to be taken.

The foregoing Warranty Claim Process only applies to claims made by owners of residences and buildings in which the warranted products are installed. Mountain Plumbing retailers/dealers and other customers who purchased products directly from Mountain Plumbing should follow Mountain Plumbing's Return Goods Authorization Policy then in effect.

4. GENERAL CONDITIONS.

This Limited Warranty applies only if the Mountain Plumbing product:

- Is purchased from an Authorized Mountain Plumbing Retailer/Dealer.
- Is selected, configured and installed by a licensed plumbing contractor according to the current installation instructions provided by Mountain Plumbing, if applicable.
- Remains in its originally installed location.
- Shows no evidence of misuse, tampering, mishandling, neglect, accidental damage, modification or repair without the approval of Mountain Plumbing.
- Is installed in accordance with then-applicable building, mechanical, plumbing, electrical, and other code requirements.

The Limited Warranty does NOT cover product failure or damage due to:

- Improper installation or modification including adjustments or corrections due to improper installation.
- Components not manufactured or sold by Mountain Plumbing.
- Any abnormal operating conditions.
- Exposure to conditions beyond reasonable installed conditions including but not limited to temperatures and/or pressures that exceed limitations printed on the product literature or installation instructions.
- Delivery by others.
- Accidents.
- Acts of God.
- Normal wear and tear.

5. EXCLUSIONS.

The Limited Warranty set forth in this document is the exclusive warranty (whether written or oral) applicable to Mountain Plumbing products, and no individual is authorized to modify or expand this Limited Warranty. All warranty claims must be made during the applicable warranty period unless otherwise specified.

MOUNTAIN PLUMBING HEREBY DISCLAIMS ANY WARRANTY NOT EXPRESSLY PROVIDED HEREIN, INCLUDING, WITHOUT LIMITATION, THE IMPLIED WARRANTIES OF MERCHANTABILITY AND FITNESS FOR A PARTICULAR PURPOSE. MOUNTAIN PLUMBING FURTHER DISCLAIMS ANY STATUTORY OR IMPLIED WARRANTY OF HABITABILITY.

In the event the applicable consumer law prohibits the disclaimer of an implied warranty, the above Limited Warranty shall not extend the time period of any such implied warranty. Some states do not allow limitations for consumers on how long an implied warranty lasts, so the above limitation may not be applicable.

6. LIMITATION OF LIABILITY.

EXCEPT AS OTHERWISE EXPRESSLY STATED IN THIS LIMITED WARRANTY, MOUNTAIN PLUMBING FURTHER DISCLAIMS ANY RESPONSIBILITY FOR LOSSES, EXPENSES, INCONVENIENCES, AND SPECIAL, INDIRECT, SECONDARY, INCIDENTAL OR CONSEQUENTIAL DAMAGES ARISING OUT OF OR RESULTING IN ANY MANNER FROM THE PRODUCTS COVERED HEREUNDER.

Some states do not allow the exclusion or limitation of incidental or consequential damages, so the above limitation may not be applicable. This Limited Warranty gives you specific legal rights, and you may have additional rights which vary from state to state.



Mailing Address:

Mountain Plumbing Products
PO Box 630008
Irving, TX 75063

Physical Address:

2611 Regent Boulevard
Suite 100
DFW Airport, TX 75261

Phone: 1 (972) 456-3273

Fax: 1 (972) 456-2719

info@mountainplumbing.com

rga@mountainplumbing.com

orders@mountainplumbing.com

www.mountainplumbing.com