

HOME
REFINEMENTS

JULIEN



PRICE LIST

CANADA | EFFECTIVE MARCH 31ST, 2023

EXCLUSIVE DISTINCTION

À LA CARTE	4
STAINLESS STEEL	
SmartStation	9
Social Corner	12
Urban Edge	13
J7	16
Classic	19
Stainless Steel Sink Acc.	22

FIRECLAY	
Fira	32
Fireclay Sink Acc.	33
FAUCETS	36
SHIPPING AND RESSOURCES	37

ONE OF A KIND *CREATION*

With the À la Carte options, you can transform any standard kitchen sink into a one-of-a-kind, ultra-functional work station.

This exclusive concept lets you personalize a sink with the options listed in this section. Getting the sink you want is easy. Just select a kitchen sink from our stainless steel sink collections and choose one or more options to customize it with functionalities you wouldn't find in a standard basin. Plus, our customized À la Carte sinks are certified CSA.

NEW ONLINE CONFIGURATOR

THE *3D* CONFIGURATOR

Visit homerefinements.ca/en/a_la_carte/3dconfigurator

With our online configuration tool, bring your dream to life in just a few clicks.

STEP 01
Choose your sink

STEP 02
Select your À la Carte option

STEP 03
View the accessories


DOWNLOAD
your À la Carte sink specsheet

À LA CARTE OPTIONS

INSTALLATION TYPE

By default, all kitchen sinks from our standard collections are designed for undermount installation. With the À la Carte options, you can now select one of the following alternative installation options:

DESCRIPTION	OPTION	PRICE
Undermount with apron flat	UAF	915 \$
Undermount with apron curved	UAC	915 \$
Topmount / Flushmount	TF	860 \$



Scan for
detailed options

HOLE(S) FOR FAUCET AND ACCESSORIES

Topmount or flushmount models are equipped with a 3" wide rear platform for faucet and accessories, and by default, the hole is centered (HP3). If you want a different hole configuration, you can determine the number and layout of the holes needed

DESCRIPTION	OPTION	PRICE
Far left hole	HP1	FREE
Center left hole	HP2	FREE
Center hole	HP3	FREE
Center right hole	HP4	FREE
Far right hole	HP5	FREE

ADA COMPLIANCE

ADA compliant sinks are designed to make their use easier, more practical and comfortable for people with disabilities or limited mobility. By choosing this option, your bowl(s) depth becomes 5½" and it leaves enough space underneath to allow for knee clearance.

DESCRIPTION	OPTION	PRICE
Bowl(s) depth 5½"	ADA	FREE

Price List effective March 31st, 2023 | Prices are subjected to change

DIVIDER

For double bowl sinks, a standard divider is full height and 1" wide. If you would prefer something different, we offer three alternative types of dividers, each with its own specific functions.

DESCRIPTION	OPTION	PRICE
1" wide, 1" from the top of the bowl	DV1	830 \$
1" wide, 3" from the top of the bowl	DV2	955 \$
4" wide, 3" from the top of the bowl	DV3	1 080 \$

BUILT-IN DRAINBOARD

Designed primarily to dry dishes without cluttering up the counter, the built-in drainboard can also be used as a work surface for cooking and cleaning. The drainboard is embossed for greater stability, and its dimension is adapted to the front-to-back dimension of the bowl.

DESCRIPTION	WIDTH	OPTION	PRICE
Left built-in drainboard	12"	DB112	1 050 \$
	18"	DB118	1 175 \$
	24"	DB124	1 300 \$
Right built-in drainboard	12"	DB212	1 050 \$
	18"	DB218	1 175 \$
	24"	DB224	1 300 \$

BUILT-IN DRAWER

A drawer built into the side of the bowl is the perfect place for storing small everyday cleaning items like brushes and scouring pads. The inside dimension, front to back, is 12". It is always installed 1¾" from the top of the bowl.

DESCRIPTION	OPTION	PRICE
Left built-in drawer	DW1	665 \$
Right built-in drawer	DW2	665 \$

POSITION OF THE DRAIN(S)

This option lets you choose the drain position in the bowl. By default, the drain is in the rear center of the bowl (DP2). This is the position recommended by Home Refinements to maximize under-cabinet storage space and the flat surface area available at the bottom of the bowl. However, moving the drain to the following locations, while altering the style, will not sacrifice these benefits.

FOR SINGLE BOWL

DESCRIPTION	OPTION	PRICE
Rear left corner of the bowl	DP1	75 \$
Rear right corner of the bowl	DP3	75 \$
Center left of the bowl	DP4	75 \$
Center of the bowl	DP5	75 \$
Center right of the bowl	DP6	75 \$

FOR DOUBLE BOWL

DESCRIPTION	OPTION	PRICE
Center of the bowl	DP55	75 \$

UNDERMOUNT REVEAL INSTALLATION

Choosing this option will extend the flanges of 3/4" at the front and back of the sink. This allow the top accessories to sit directly on the sink instead of on the countertop.

DESCRIPTION	OPTION	PRICE
Extended flange for undermount reveal installation	REV	240 \$

CUSTOM GRIDS

How to order a custom grid for a custom drain position

A custom grid number is always composed of two types of information:

1. Choose the grid model that fits with the sink on which the drain position has been changed.
2. Add the the code of the drain position after the grid model. Separate with a dash.

Use this code to place your order

Model number

200909 - DP1

DRAIN POSITION CODE FOR SINGLE BOWL

DESCRIPTION	OPTION	PRICE
Rear left corner of the bowl	DP1	240 \$
Rear right corner of the bowl	DP3	240 \$
Center left of the bowl	DP4	240 \$
Center of the bowl	DP5	240 \$
Center right of the bowl	DP6	240 \$

DRAIN POSITION CODE FOR DOUBLE BOWL

DESCRIPTION	OPTION	PRICE
Center of the bowl	DP55	240 \$

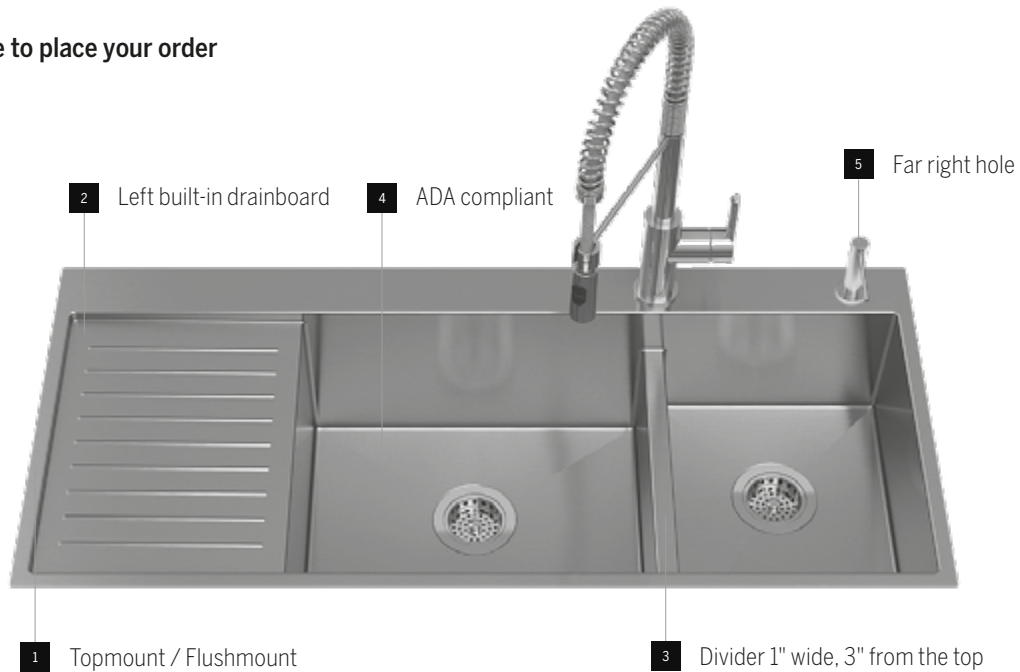
À LA CARTE

How to create your product number

An À la Carte product number is always composed of two types of information:

1. The model number of the chosen sink forms the basis for the number.
2. The code(s) referring to the various options added to the basic sink are set off by dashes.

Use this code to place your order




Model number

003238 - ¹ TF - ² DB112 - ³ DV2 - ⁴ ADA - ⁵ HP5

Price List effective March 31st, 2023 | Prices are subjected to change

STAINLESS STEEL

SMARTSTATION



SMARTSTATION **KIT** WITH MAPLE ACCESSORIES UNDERMOUNT INSTALLATION

PRODUCT	PRICE	DESCRIPTION	MIN. CABINET WIDTH (In)	PKG. WEIGHT (lbs)	PKG. DIMENSION (In)		
					D	W	H
005413	2 910 \$	SmartStation Kit, Undermount Sink, maple acc., single 12X18X10	18	90	48	24	47
005414	2 960 \$	SmartStation Kit, Undermount Sink, maple acc., single 18X18X10	24	85	48	24	47
005415	3 585 \$	SmartStation Kit, Undermount Sink, maple acc., single 24X18X10	27	85	48	24	47
005416	3 790 \$	SmartStation Kit, Undermount Sink, maple acc., single 27X18X10	30	90	48	24	47
005417	4 265 \$	SmartStation Kit, Undermount Sink, maple acc., single 30X18X10	36	90	48	24	47
005418	4 665 \$	SmartStation Kit, Undermount Sink, maple acc., single 36X18X10	42	90	48	24	47
005419	5 820 \$	SmartStation Kit, Undermount Sink, maple acc., single 48X18X10	custom	90	48	24	47
005420	6 630 \$	SmartStation Kit, Undermount Sink, maple acc., single 60X18X10	custom	110	72	40	47
005421	7 710 \$	SmartStation Kit, Undermount Sink, maple acc., dbl L18X18X10 R12X18X10	36	90	48	24	47
005422	8 390 \$	SmartStation Kit, Undermount Sink, maple acc., dbl L24X18X10 R24X18X10	custom	110	60	40	47

SMARTSTATION **KIT** WITH WALNUT ACCESSORIES UNDERMOUNT INSTALLATION

PRODUCT	PRICE	DESCRIPTION	MIN. CABINET WIDTH (In)	PKG. WEIGHT (lbs)	PKG. DIMENSION (In)		
					D	W	H
005463	2 910 \$	SmartStation Kit, Undermount Sink, walnut acc., single 12X18X10	18	90	48	24	47
005464	2 960 \$	SmartStation Kit, Undermount Sink, walnut acc., single 18X18X10	24	85	48	24	47
005465	3 585 \$	SmartStation Kit, Undermount Sink, walnut acc., single 24X18X10	27	85	48	24	47
005466	3 790 \$	SmartStation Kit, Undermount Sink, walnut acc., single 27X18X10	30	90	48	24	47
005467	4 265 \$	SmartStation Kit, Undermount Sink, walnut acc., single 30X18X10	36	88	48	24	47
005468	4 665 \$	SmartStation Kit, Undermount Sink, walnut acc., single 36X18X10	42	90	48	24	47
005469	5 820 \$	SmartStation Kit, Undermount Sink, walnut acc., single 48X18X10	custom	105	60	40	47
005470	6 630 \$	SmartStation Kit, Undermount Sink, walnut acc., single 60X18X10	custom	110	72	40	47
005471	7 710 \$	SmartStation Kit, Undermount Sink, walnut acc, dbl L18X18X10 R12X18X10	36	90	48	24	47
005472	8 390 \$	SmartStation Kit, Undermount Sink, walnut acc, dbl L24X18X10 R24X18X10	custom	109	60	40	47

SMARTSTATION **REV10 SET** WITH WALNUT ACCESSORIES REVEAL INSTALLATION

3/8" reveal flange at the front and back of the sink for accessories

PRODUCT	PRICE	DESCRIPTION	MIN. CABINET WIDTH (In)	PKG. WEIGHT (lbs)	PKG. DIMENSION (In)		
					D	W	H
005460	4 265 \$	SmartStation REV10 Sink undermount, walnut acc., single 30X17X10	36	86	48	24	47
005461	4 665 \$	SmartStation REV10 Sink undermount, walnut acc., single 36X17X10	42	85	48	24	47
005462	5 820 \$	SmartStation REV10 Sink undermount, walnut acc., single 48X17X10	custom	110	60	40	47

SMARTSTATION **REV10** SINK

REVEAL INSTALLATION

3/8" reveal flange at the front and back of the sink for accessories


PRODUCT	PRICE	DESCRIPTION	MIN. CABINET WIDTH (In)	PKG. WEIGHT (lbs)	PKG. DIMENSION (In)		
					D	W	H
005500	2 770 \$	SmartStation REV10 Sink undermount, no acc., single 30X17X10	36	26	37	24	15
005501	3 010 \$	SmartStation REV10 Sink undermount, no acc., single 36X17X10	42	30	43	25	15
005502	3 990 \$	SmartStation REV10 Sink undermount, no acc., single 48X17X10	custom	38	55	24	15

SMARTSTATION **SINK**

UNDERMOUNT INSTALLATION

PRODUCT	PRICE	DESCRIPTION	MIN. CABINET WIDTH (In)	PKG. WEIGHT (lbs)	PKG. DIMENSION (In)		
					D	W	H
005503	2 165 \$	SmartStation Sink undermount, no acc., single 12X18X10	18	11	24	19.5	15
005504	2 375 \$	SmartStation Sink undermount, no acc., single 18X18X10	24	19	26	24	15
005505	2 520 \$	SmartStation Sink undermount, no acc., single 24X18X10	27	25	32	24	15
005506	2 685 \$	SmartStation Sink undermount, no acc., single 27X18X10	30	28	35	24	15
005507	2 770 \$	SmartStation Sink undermount, no acc., single 30X18X10	36	29	38	24	15
005508	3 010 \$	SmartStation Sink undermount, no acc., single 36X18X10	42	31	44	24	15
005509	3 990 \$	SmartStation Sink undermount, no acc., single 48X18X10	custom	38	56	25	15
005510	5 145 \$	SmartStation Sink undermount, no acc., single 60X18X10	custom	50	68	25	15
005511	6 290 \$	SmartStation Sink undermount, no acc., double L18X18X10 R12X18X10	36	34	39	24	15
005512	6 900 \$	SmartStation Sink undermount, no acc., double L24X18X10 R24X18X10	custom	49	56	24	15

SOCIAL CORNER



INSTALLATION ON **LEFT** CORNER

PRODUCT	PRICE	DESCRIPTION	MIN. CABINET WIDTH (In)	PKG. WEIGHT (lbs)	PKG. DIMENSION (In)		
					D	W	H
005300	3 675 \$	SocialCorner sink undermount flat aprons left corner, single 23X18X10	24	56	34	30	18
005302	3 740 \$	SocialCorner sink undermount flat aprons left corner, single 29X18X10	30	62	34	30	18
005304	3 870 \$	SocialCorner sink undermount flat aprons left corner, single 35X18X10	36	68	46	33	17

INSTALLATION ON **RIGHT** CORNER

PRODUCT	PRICE	DESCRIPTION	MIN. CABINET WIDTH (In)	PKG. WEIGHT (lbs)	PKG. DIMENSION (In)		
					D	W	H
005301	3 675 \$	SocialCorner sink undermount flat aprons right corner, single 23X18X10	24	56	34	30	18
005303	3 740 \$	SocialCorner sink undermount flat aprons right corner, single 29X18X10	30	62	34	30	18
005305	3 870 \$	SocialCorner sink undermount flat aprons right corner, single 35X18X10	36	68	46	33	17

URBAN EDGE



KITCHEN **SINGLE BOWL** SINK UNDERMOUNT INSTALLATION

PRODUCT	PRICE	DESCRIPTION	MIN. CABINET WIDTH (In)	PKG. WEIGHT (lbs)	PKG. DIMENSION (In)		
					D	W	H
003617	1025 \$	UrbanEdge bar sink undermount, single 18X7X6	24	15	19	22 1/2	13
003619	1225 \$	UrbanEdge bar sink undermount, single 30X7X6	36	16	12 1/2	35 1/2	10
003622	1425 \$	UrbanEdge bar sink undermount, single 42X7X6	48	19	23	47 1/2	13
003608	1200 \$	UrbanEdge bar sink undermount, single 12X12X7	18	25	23 1/4	28 1/8	14 3/8
003668	1200 \$	UrbanEdge bar sink undermount 2in drain, single 12X12X7	18	15	15	22 1/2	13
003614	1235 \$	UrbanEdge bar sink undermount, single 12X15X7	18	17	23 1/4	19 1/8	14 3/8
003616	1235 \$	UrbanEdge bar sink undermount 2in drain, single 12X15X7	18	17	23 1/4	19 1/8	14 3/8
003609	1260 \$	UrbanEdge bar sink undermount, single 15X15X7	21	18	23 1/4	22 1/8	14 3/8
003613	1260 \$	UrbanEdge bar sink undermount 2in drain, single 15X15X7	21	18	23 1/4	22 1/8	14 3/8
003601	1385 \$	UrbanEdge sink undermount, single 9X16X8	15	17	23 1/4	16 1/8	14 3/8
003602	1425 \$	UrbanEdge sink undermount, single 12X16X8	18	18	23 1/4	19 1/8	14 3/8
003603	1480 \$	UrbanEdge sink undermount, single 15X16X8	21	19	23 1/4	22 1/8	14 3/8
003604	1535 \$	UrbanEdge sink undermount, single 18X16X8	24	23	23 1/4	25 1/8	14 3/8
003647	1575 \$	UrbanEdge sink undermount, single 18X16X10	24	25	23 1/4	25 1/8	14 3/8
003606	1575 \$	UrbanEdge sink undermount, single 21X16X8	27	25	23 1/4	28 1/8	14 3/8
003607	1650 \$	UrbanEdge sink undermount, single 21X16X10	27	27	23 1/4	28 1/8	14 3/8
003673	1870 \$	UrbanEdge utility sink undermount, single 21X16X12	27	30	23 1/4	28 1/8	14 3/8
003610	1615 \$	UrbanEdge sink undermount, single 24X16X8	30	26	23 1/4	31 1/8	14 3/8
003680	1690 \$	UrbanEdge sink undermount, single 24X16X10	30	28	23 1/4	31 1/8	14 3/8

KITCHEN **SINGLE BOWL** SINK

UNDERMOUNT INSTALLATION

PRODUCT	PRICE	DESCRIPTION	MIN. CABINET WIDTH (In)	PKG. WEIGHT (lbs)	PKG. DIMENSION (In)		
					D	W	H
003674	1920 \$	UrbanEdge utility sink undermount, single 24X16X12	30	32	23 1/4	31 1/8	14 3/8
003611	1665 \$	UrbanEdge sink undermount, single 27X16X8	33	28	23 1/4	34 1/8	14 3/8
003612	1745 \$	UrbanEdge sink undermount, single 27X16X10	33	30	23 1/4	34 1/8	14 3/8
003615	1695 \$	UrbanEdge sink undermount, single 30X16X8	36	30	23 1/4	37 1/8	14 3/8
003685	1790 \$	UrbanEdge sink undermount, single 30X16X10	36	33	23 1/4	37 1/8	14 3/8
003676	2040 \$	UrbanEdge utility sink undermount, single 30X16X12	36	44	23 1/4	37 1/8	14 3/8
003670	1800 \$	UrbanEdge sink undermount, single 33X16X8	39	33	23 1/4	40 1/8	14 3/8
003690	1895 \$	UrbanEdge sink undermount, single 33X16X10	39	36	23 1/4	40 1/8	14 3/8
003695	2000 \$	UrbanEdge sink undermount, single 36X16X10	42	39	23 1/4	43 1/8	14 3/8
003618	1665 \$	UrbanEdge sink undermount, single 21X17X10	27	28	23 1/4	28 1/8	14 3/8
003666	1715 \$	UrbanEdge sink undermount, single 24X17X10	30	30	23 1/4	31 1/8	14 3/8
003621	1760 \$	UrbanEdge sink undermount, single 27X17X10	33	32	23 1/4	34 1/8	14 3/8
003667	1810 \$	UrbanEdge sink undermount, single 30X17X10	36	34	23 1/4	37 1/8	14 3/8
003626	1570 \$	UrbanEdge sink undermount, single 15X18X10	21	23	23 1/4	22 1/8	14 3/8
003627	1630 \$	UrbanEdge sink undermount, single 18X18X10	24	26	23 1/4	25 1/8	14 3/8
003628	1680 \$	UrbanEdge sink undermount, single 21X18X10	27	29	23 1/4	28 1/8	14 3/8
003629	1735 \$	UrbanEdge sink undermount, single 24X18X10	30	32	23 1/4	31 1/8	14 3/8
003631	1785 \$	UrbanEdge sink undermount, single 27X18X10	33	34	23 1/4	34 1/8	14 3/8
003672	1845 \$	UrbanEdge sink undermount, single 30X18X10	36	36	23 1/4	37 1/8	14 3/8
003633	1935 \$	UrbanEdge sink undermount, single 33X18X10	39	38	23 1/4	40 1/8	14 3/8
003634	1995 \$	UrbanEdge sink undermount, single 36X18X10	42	42	23 1/4	43 1/8	14 3/8

KITCHEN **DOUBLE BOWL** SINK UNDERMOUNT INSTALLATION

PRODUCT	PRICE	DESCRIPTION	MIN. CABINET WIDTH (In)	PKG. WEIGHT (lbs)	PKG. DIMENSION (In)		
					D	W	H
003659	2 195 \$	UrbanEdge sink undermount, double L18X16X10 R9X16X8	33	35	23 1/4	35 1/8	14 3/8
003648	2 195 \$	UrbanEdge sink undermount, double L9X16X8 R18X16X10	33	35	23 1/4	35 1/8	14 3/8
003677	2 175 \$	UrbanEdge sink undermount, double L18X16X8 R12X16X8	36	38	23 1/4	38 1/8	14 3/8
003658	2 220 \$	UrbanEdge sink undermount, double L18X16X10 R12X16X8	36	40	23 1/4	38 1/8	14 3/8
003678	2 175 \$	UrbanEdge sink undermount, double L12X16X8 R18X16X8	36	38	23 1/4	38 1/8	14 3/8
003649	2 220 \$	UrbanEdge sink undermount, double L12X16X8 R18X16X10	36	40	23 1/4	38 1/8	14 3/8
003653	2 175 \$	UrbanEdge sink undermount, double L15X16X8 R15X16X8	36	38	23 1/4	38 1/8	14 3/8
003679	2 240 \$	UrbanEdge sink undermount, double L18X16X8 R15X16X8	39	44	23 1/4	41 1/8	14 3/8
003657	2 275 \$	UrbanEdge sink undermount, double L18X16X10 R15X16X8	39	45	23 1/4	41 1/8	14 3/8
003681	2 240 \$	UrbanEdge sink undermount, double L15X16X8 R18X16X8	39	44	23 1/4	41 1/8	14 3/8
003654	2 275 \$	UrbanEdge sink undermount, double L15X16X8 R18X16X10	39	45	23 1/4	41 1/8	14 3/8
003682	2 345 \$	UrbanEdge sink undermount, double L18X16X8 R18X16X8	42	48	23 1/4	44 1/8	14 3/8
003652	2 210 \$	UrbanEdge sink undermount, double L15X18X10 R12X16X8	33	36	23 1/4	35 1/8	14 3/8
003651	2 210 \$	UrbanEdge sink undermount, double L12X16X8 R15X18X10	33	36	23 1/4	35 1/8	14 3/8
003638	2 275 \$	UrbanEdge sink undermount, double L18X18X10 R12X16X8	36	42	23 1/4	38 1/8	14 3/8
003639	2 275 \$	UrbanEdge sink undermount, double L12X16X8 R18X18X10	36	42	23 1/4	38 1/8	14 3/8
003640	2 300 \$	UrbanEdge sink undermount, double L18X18X10 R15X16X8	39	44	23 1/4	41 1/8	14 3/8
003641	2 300 \$	UrbanEdge sink undermount, double L15X16X8 R18X18X10	39	44	23 1/4	41 1/8	14 3/8
003643	2 300 \$	UrbanEdge sink undermount, double L21X18X10 R12X16X8	39	44	23 1/4	41 1/8	14 3/8
003644	2 300 \$	UrbanEdge sink undermount, double L12X16X8 R21X18X10	39	44	23 1/4	41 1/8	14 3/8
003637	2 320 \$	UrbanEdge sink undermount, double L15X18X10 R15X18X10	36	40	23 1/4	38 1/8	14 3/8
003642	2 425 \$	UrbanEdge sink undermount, double L18X18X10 R18X18X10	42	50	23 1/4	41 1/8	14 3/8

J7



KITCHEN **SINGLE BOWL** SINK UNDERMOUNT INSTALLATION

PRODUCT	PRICE	DESCRIPTION	MIN. CABINET WIDTH (In)	PKG. WEIGHT (lbs)	PKG. DIMENSION (In)		
					D	W	H
003967	1490 \$	J7 bar sink undermount, single 18X7X6	24	14	15	22 1/2	13
003968	1570 \$	J7 bar sink undermount, single 30X7X6	36	16	12 1/2	35 1/2	10
003969	1635 \$	J7 bar sink undermount, single 42X7X6	48	19	12 1/2	47 1/2	10
003917	1590 \$	J7 bar sink undermount, single 12X12X7	18	15	19	22 1/2	13
003923	1590 \$	J7 bar sink undermount 2in drain, single 12X12X7	18	15	19	22 1/2	13
003933	1605 \$	J7 bar sink undermount, single 12X15X7	18	17	23 1/4	19 1/8	14 3/8
003943	1605 \$	J7 bar sink undermount 2in drain, single 12X15X7	18	17	23 1/4	19 1/8	14 3/8
003924	1635 \$	J7 bar sink undermount, single 15X15X7	21	18	23 1/4	22 1/8	14 3/8
003931	1635 \$	J7 bar sink undermount 2in drain, single 15X15X7	21	18	23 1/4	22 1/8	14 3/8
003903	1865 \$	J7 sink undermount, single 9X16X8	15	17	23 1/4	16 1/8	14 3/8
003907	1895 \$	J7 sink undermount, single 12X16X8	18	18	23 1/4	19 1/8	14 3/8
003909	1960 \$	J7 sink undermount, single 15X16X8	21	19	23 1/4	22 1/8	14 3/8
003912	1995 \$	J7 sink undermount, single 18X16X8	24	23	23 1/4	25 1/8	14 3/8
003981	2 055 \$	J7 sink undermount, single 18X16X10	24	25	23 1/4	25 1/8	14 3/8
003913	2 055 \$	J7 sink undermount, single 21X16X8	27	25	23 1/4	28 1/8	14 3/8
003914	2 105 \$	J7 sink undermount, single 21X16X10	27	27	23 1/4	28 1/8	14 3/8
003972	2 275 \$	J7 utility sink undermount, single 21X16X12	27	30	23 1/4	28 1/8	14 3/8
003910	2 090 \$	J7 sink undermount, single 24X16X8	30	26	23 1/4	31 1/8	14 3/8
003918	2 155 \$	J7 sink undermount, single 24X16X10	30	28	23 1/4	31 1/8	14 3/8

KITCHEN **SINGLE BOWL** SINK

UNDERMOUNT INSTALLATION

PRODUCT	PRICE	DESCRIPTION	MIN. CABINET WIDTH (In)	PKG. WEIGHT (lbs)	PKG. DIMENSION (In)		
					D	W	H
003973	2 330 \$	J7 utility sink undermount, single 24X16X12	30	32	23 1/4	31 1/8	14 3/8
003919	2 115 \$	J7 sink undermount, single 27X16X8	33	28	23 1/4	34 1/8	14 3/8
003922	2 205 \$	J7 sink undermount, single 27X16X10	33	30	23 1/4	34 1/8	14 3/8
003915	2 160 \$	J7 sink undermount, single 30X16X8	36	30	23 1/4	37 1/8	14 3/8
003908	2 240 \$	J7 sink undermount, single 30X16X10	36	33	23 1/4	37 1/8	14 3/8
003974	2 440 \$	J7 utility sink undermount, single 30X16X12	36	44	23 1/4	37 1/8	14 3/8
003995	2 170 \$	J7 sink undermount, single 33X16X8	39	33	23 1/4	40 1/8	14 3/8
003927	2 335 \$	J7 sink undermount, single 33X16X10	39	36	23 1/4	40 1/8	14 3/8
003928	2 390 \$	J7 sink undermount, single 36X16X10	42	39	23 1/4	43 1/8	14 3/8
003929	2 120 \$	J7 sink undermount, single 21X17X10	27	28	23 1/4	28 1/8	14 3/8
003920	2 175 \$	J7 sink undermount, single 24X17X10	30	30	23 1/4	31 1/8	14 3/8
003932	2 220 \$	J7 sink undermount, single 27X17X10	33	32	23 1/4	34 1/8	14 3/8
003925	2 270 \$	J7 sink undermount, single 30X17X10	36	34	23 1/4	37 1/8	14 3/8
003937	2 040 \$	J7 sink undermount, single 15X18X10	21	23	23 1/4	22 1/8	14 3/8
003938	2 090 \$	J7 sink undermount, single 18X18X10	24	26	23 1/4	25 1/8	14 3/8
003939	2 140 \$	J7 sink undermount, single 21X18X10	27	29	23 1/4	28 1/8	14 3/8
003941	2 205 \$	J7 sink undermount, single 24X18X10	30	32	23 1/4	31 1/8	14 3/8
003942	2 235 \$	J7 sink undermount, single 27X18X10	33	34	23 1/4	34 1/8	14 3/8
003935	2 290 \$	J7 sink undermount, single 30X18X10	36	36	23 1/4	37 1/8	14 3/8
003944	2 390 \$	J7 sink undermount, single 33X18X10	39	38	23 1/4	40 1/8	14 3/8
003946	2 435 \$	J7 sink undermount, single 36X18X10	42	42	23 1/4	43 1/8	14 3/8

KITCHEN **DOUBLE BOWL** SINK

UNDERMOUNT INSTALLATION

PRODUCT	PRICE	DESCRIPTION	MIN. CABINET WIDTH (In)	PKG. WEIGHT (lbs)	PKG. DIMENSION (In)		
					D	W	H
003989	2 755 \$	J7 sink undermount, double L18X16X10 R9X16X8	33	35	23 1/4	35 1/8	14 3/8
003982	2 755 \$	J7 sink undermount, double L9X16X8 R18X16X10	33	35	23 1/4	35 1/8	14 3/8
003934	2 740 \$	J7 sink undermount, double L18X16X8 R12X16X8	36	38	23 1/4	38 1/8	14 3/8
003991	2 765 \$	J7 sink undermount, double L18X16X10 R12X16X8	36	40	23 1/4	38 1/8	14 3/8
003936	2 740 \$	J7 sink undermount, double L12X16X8 R18X16X8	36	38	23 1/4	38 1/8	14 3/8
003983	2 765 \$	J7 sink undermount, double L12X16X8 R18X16X10	36	40	23 1/4	38 1/8	14 3/8
003987	2 740 \$	J7 sink undermount, double L15X16X8 R15X16X8	36	38	23 1/4	38 1/8	14 3/8
003947	2 755 \$	J7 sink undermount, double L18X16X8 R15X16X8	39	44	23 1/4	41 1/8	14 3/8
003992	2 830 \$	J7 sink undermount, double L18X16X10 R15X16X8	39	45	23 1/4	41 1/8	14 3/8
003948	2 755 \$	J7 sink undermount, double L15X16X8 R18X16X8	39	44	23 1/4	41 1/8	14 3/8
003986	2 830 \$	J7 sink undermount, double L15X16X8 R18X16X10	39	45	23 1/4	41 1/8	14 3/8
003963	2 820 \$	J7 sink undermount, double L18X16X8 R18X16X8	42	48	23 1/4	44 1/8	14 3/8
003988	2 755 \$	J7 sink undermount, double L15X18X10 R12X16X8	33	36	23 1/4	35 1/8	14 3/8
003984	2 755 \$	J7 sink undermount, double L12X16X8 R15X18X10	33	36	23 1/4	35 1/8	14 3/8
003952	2 830 \$	J7 sink undermount, double L18X18X10 R12X16X8	36	42	23 1/4	38 1/8	14 3/8
003953	2 830 \$	J7 sink undermount, double L12X16X8 R18X18X10	36	42	23 1/4	38 1/8	14 3/8
003954	2 845 \$	J7 sink undermount, double L18X18X10 R15X16X8	39	44	23 1/4	41 1/8	14 3/8
003957	2 845 \$	J7 sink undermount, double L15X16X8 R18X18X10	39	44	23 1/4	41 1/8	14 3/8
003959	2 845 \$	J7 sink undermount, double L21X18X10 R12X16X8	39	44	23 1/4	41 1/8	14 3/8
003962	2 845 \$	J7 sink undermount, double L12X16X8 R21X18X10	39	44	23 1/4	41 1/8	14 3/8
003949	2 860 \$	J7 sink undermount, double L15X18X10 R15X18X10	36	40	23 1/4	38 1/8	14 3/8
003958	2 955 \$	J7 sink undermount, double L18X18X10 R18X18X10	42	50	23 1/4	41 1/8	14 3/8

Price List effective March 31st, 2023 | Prices are subjected to change

CLASSIC



KITCHEN **SINGLE BOWL** SINK UNDERMOUNT INSTALLATION

PRODUCT	PRICE	DESCRIPTION	MIN. CABINET WIDTH (In)	PKG. WEIGHT (lbs)	PKG. DIMENSION (In)		
					D	W	H
003212	1 530 \$	Classic bar sink undermount, single 12X12X7	18	15	19	22 1/2	13
003219	1 530 \$	Classic bar sink undermount 2in drain, single 12X12X7	18	15	19	22 1/2	13
003228	1 545 \$	Classic bar sink undermount, single 12X15X7	18	17	23 1/4	19 1/8	14 3/8
003229	1 545 \$	Classic bar sink undermount 2in drain, single 12X15X7	18	17	23 1/4	19 1/8	14 3/8
003225	1 565 \$	Classic bar sink undermount, single 15X15X7	21	18	23 1/4	22 1/8	14 3/8
003227	1 565 \$	Classic bar sink undermount 2in drain, single 15X15X7	21	18	23 1/4	22 1/8	14 3/8
003202	1 955 \$	Classic sink undermount, single 9X16X8	15	17	23 1/4	16 1/8	14 3/8
003203	1 990 \$	Classic sink undermount, single 12X16X8	18	18	23 1/4	19 1/8	14 3/8
003204	2 050 \$	Classic sink undermount, single 15X16X8	21	19	23 1/4	22 1/8	14 3/8
003205	2 075 \$	Classic sink undermount, single 18X16X8	24	23	23 1/4	25 1/8	14 3/8
003244	2 110 \$	Classic sink undermount, single 18X16X10	24	25	23 1/4	25 1/8	14 3/8
003206	2 120 \$	Classic sink undermount, single 21X16X8	27	25	23 1/4	28 1/8	14 3/8
003207	2 180 \$	Classic sink undermount, single 21X16X10	27	27	23 1/4	28 1/8	14 3/8
003285	2 160 \$	Classic sink undermount, single 24X16X8	30	26	23 1/4	31 1/8	14 3/8
003209	2 215 \$	Classic sink undermount, single 24X16X10	30	28	23 1/4	31 1/8	14 3/8
003210	2 190 \$	Classic sink undermount, single 27X16X8	33	28	23 1/4	34 1/8	14 3/8
003211	2 265 \$	Classic sink undermount, single 27X16X10	33	30	23 1/4	34 1/8	14 3/8
003240	2 220 \$	Classic sink undermount, single 30X16X8	36	30	23 1/4	37 1/8	14 3/8

KITCHEN **SINGLE BOWL** SINK UNDERMOUNT INSTALLATION

PRODUCT	PRICE	DESCRIPTION	MIN. CABINET WIDTH (In)	PKG. WEIGHT (lbs)	PKG. DIMENSION (In)		
					D	W	H
003213	2 300 \$	Classic sink undermount, single 30X16X10	36	33	23 1/4	37 1/8	14 3/8
003284	2 240 \$	Classic sink undermount, single 33X16X8	39	33	23 1/4	40 1/8	14 3/8
003214	2 385 \$	Classic sink undermount, single 33X16X10	39	36	23 1/4	40 1/8	14 3/8
003215	2 425 \$	Classic sink undermount, single 36X16X10	42	39	23 1/4	43 1/8	14 3/8
003216	2 190 \$	Classic sink undermount, single 21X17X10	27	28	23 1/4	28 1/8	14 3/8
003217	2 235 \$	Classic sink undermount, single 24X17X10	30	30	23 1/4	31 1/8	14 3/8
003218	2 280 \$	Classic sink undermount, single 27X17X10	33	32	23 1/4	34 1/8	14 3/8
003235	2 315 \$	Classic sink undermount, single 30X17X10	36	34	23 1/4	37 1/8	14 3/8
003222	2 110 \$	Classic sink undermount, single 15X18X10	21	23	23 1/4	22 1/8	14 3/8
003258	2 165 \$	Classic sink undermount, single 18X18X10	24	26	23 1/4	25 1/8	14 3/8
003224	2 210 \$	Classic sink undermount, single 21X18X10	27	29	23 1/4	28 1/8	14 3/8
003280	2 265 \$	Classic sink undermount, single 24X18X10	30	32	23 1/4	31 1/8	14 3/8
003226	2 295 \$	Classic sink undermount, single 27X18X10	33	34	23 1/4	34 1/8	14 3/8
003290	2 340 \$	Classic sink undermount, single 30X18X10	36	36	23 1/4	37 1/8	14 3/8
003259	2 425 \$	Classic sink undermount, single 33X18X10	39	38	23 1/4	40 1/8	14 3/8
003257	2 460 \$	Classic sink undermount, single 36X18X10	42	42	23 1/4	43 1/8	14 3/8

KITCHEN **DOUBLE BOWL** SINK UNDERMOUNT INSTALLATION

PRODUCT	PRICE	DESCRIPTION	MIN. CABINET WIDTH (In)	PKG. WEIGHT (lbs)	PKG. DIMENSION (In)		
					D	W	H
003256	2 800 \$	Classic sink undermount, double L18X16X10 R9X16X8	33	35	23 1/4	35 1/8	14 3/8
003246	2 800 \$	Classic sink undermount, double L9X16X8 R18X16X10	33	35	23 1/4	35 1/8	14 3/8
003277	2 775 \$	Classic sink undermount, double L18X16X8 R12X16X8	36	38	23 1/4	38 1/8	14 3/8
003254	2 815 \$	Classic sink undermount, double L18X16X10 R12X16X8	36	40	23 1/4	38 1/8	14 3/8
003278	2 775 \$	Classic sink undermount, double L12X16X8 R18X16X8	36	38	23 1/4	38 1/8	14 3/8
003248	2 815 \$	Classic sink undermount, double L12X16X8 R18X16X10	36	40	23 1/4	38 1/8	14 3/8
003251	2 775 \$	Classic sink undermount, double L15X16X8 R15X16X8	36	38	23 1/4	38 1/8	14 3/8
003281	2 820 \$	Classic sink undermount, double L18X16X8 R15X16X8	39	44	23 1/4	41 1/8	14 3/8
003253	2 860 \$	Classic sink undermount, double L18X16X10 R15X16X8	39	45	23 1/4	41 1/8	14 3/8
003282	2 820 \$	Classic sink undermount, double L15X16X8 R18X16X8	39	44	23 1/4	41 1/8	14 3/8
003249	2 860 \$	Classic sink undermount, double L15X16X8 R18X16X10	39	45	23 1/4	41 1/8	14 3/8
003283	2 850 \$	Classic sink undermount, double L18X16X8 R18X16X8	42	48	23 1/4	44 1/8	14 3/8
003252	2 815 \$	Classic sink undermount, double L15X18X10 R12X16X8	33	36	23 1/4	35 1/8	14 3/8
003247	2 815 \$	Classic sink undermount, double L12X16X8 R15X18X10	33	36	23 1/4	35 1/8	14 3/8
003233	2 860 \$	Classic sink undermount, double L18X18X10 R12X16X8	36	42	23 1/4	38 1/8	14 3/8
003234	2 860 \$	Classic sink undermount, double L12X16X8 R18X18X10	36	42	23 1/4	38 1/8	14 3/8
003236	2 875 \$	Classic sink undermount, double L18X18X10 R15X16X8	39	44	23 1/4	41 1/8	14 3/8
003237	2 875 \$	Classic sink undermount, double L15X16X8 R18X18X10	39	44	23 1/4	41 1/8	14 3/8
003239	2 890 \$	Classic sink undermount, double L21X18X10 R12X16X8	39	44	23 1/4	41 1/8	14 3/8
003241	2 890 \$	Classic sink undermount, double L12X16X8 R21X18X10	39	44	23 1/4	41 1/8	14 3/8
003232	2 890 \$	Classic sink undermount, double L15X18X10 R15X18X10	36	40	23 1/4	38 1/8	14 3/8
003238	2 985 \$	Classic sink undermount, double L18X18X10 R18X18X10	42	44	23 1/4	44 1/8	14 3/8

STAINLESS STEEL SINK ACCESSORIES

COLANDERS

PRODUCT	PRICE	DESCRIPTION	BOWL (FRONT- TO-BACK)	PKG. WEIGHT (lbs)	PKG. DIMENSION (In)		
					D	W	H
205317	285 \$	Colander for 16in sink, maple handles, 6X17X2-1/4	16	9	8 1/4	22 1/4	4
205318	285 \$	Colander for 17in sink, maple handles, 6X18X2-1/4	17	9	8 1/4	22 1/4	4
205319	285 \$	Colander for 18in sink, maple handles, 6X19X2-1/4	18	9	8 1/4	22 1/4	4
205217	285 \$	Colander for 16in sink, walnut handles, 6X17X2-1/4	16	9	8 1/4	22 1/4	4
205218	285 \$	Colander for 17in sink, walnut handles, 6X18X2-1/4	17	9	8 1/4	22 1/4	4
205219	285 \$	Colander for 18in sink, walnut handles, 6X19X2-1/4	18	9	8 1/4	22 1/4	4
205323	325 \$	Colander for 16in sink, maple handles, 6X17X4-1/4	16	11	8 1/4	22 1/4	6
205324	325 \$	Colander for 17in sink, maple handles, 6X18X4-1/4	17	11	8 1/4	22 1/4	6
205325	325 \$	Colander for 18in sink, maple handles, 6X19X4-1/4	18	11	8 1/4	22 1/4	6
205223	325 \$	Colander for 16in sink, walnut handles, 6X17X4-1/4	16	11	8 1/4	22 1/4	6
205224	325 \$	Colander for 17in sink, walnut handles, 6X18X4-1/4	17	11	8 1/4	22 1/4	6
205225	325 \$	Colander for 18in sink, walnut handles, 6X19X4-1/4	18	11	8 1/4	22 1/4	6
205329	340 \$	Colander for 16in sink, maple handles, 12X17X2-1/4	16	12	14 1/4	22 1/4	4
205330	340 \$	Colander for 17in sink, maple handles, 12X18X2-1/4	17	12	14 1/4	22 1/4	4
205331	340 \$	Colander for 18in sink, maple handles, 12X19X2-1/4	18	12	14 1/4	22 1/4	4
205229	340 \$	Colander for 16in sink, walnut handles, 12X17X2-1/4	16	12	14 1/4	22 1/4	4
205230	340 \$	Colander for 17in sink, walnut handles, 12X18X2-1/4	17	12	14 1/4	22 1/4	4
205231	340 \$	Colander for 18in sink, walnut handles, 12X19X2-1/4	18	12	14 1/4	22 1/4	4

TRAYS

PRODUCT	PRICE	DESCRIPTION	BOWL (FRONT- TO-BACK)	PKG. WEIGHT (lbs)	PKG. DIMENSION (In)		
					D	W	H
205320	285 \$	Tray for 16in sink, maple handles, 6X17X2-1/4	16	9	8 1/4	22 1/4	4
205321	285 \$	Tray for 17in sink, maple handles, 6X18X2-1/4	17	9	8 1/4	22 1/4	4
205322	285 \$	Tray for 18in sink, maple handles, 6X19X2-1/4	18	9	8 1/4	22 1/4	4
205220	285 \$	Tray for 16in sink, walnut handles, 6X17X2-1/4	16	9	8 1/4	22 1/4	4
205221	285 \$	Tray for 17in sink, walnut handles, 6X18X2-1/4	17	9	8 1/4	22 1/4	4
205222	285 \$	Tray for 18in sink, walnut handles, 6X19X2-1/4	18	9	8 1/4	22 1/4	4
205332	340 \$	Tray for 16in sink, maple handles, 12X17X2-1/4	16	12	14 1/4	22 1/4	4
205333	340 \$	Tray for 17in sink, maple handles, 12X18X2-1/4	17	12	14 1/4	22 1/4	4
205334	340 \$	Tray for 18in sink, maple handles, 12X19X2-1/4	18	12	14 1/4	22 1/4	4
205232	340 \$	Tray for 16in sink, walnut handles, 12X17X2-1/4	16	12	14 1/4	22 1/4	4
205233	340 \$	Tray for 17in sink, walnut handles, 12X18X2-1/4	17	12	14 1/4	22 1/4	4
205234	340 \$	Tray for 18in sink, walnut handles, 12X19X2-1/4	18	12	14 1/4	22 1/4	4

BINS

PRODUCT	PRICE	DESCRIPTION	BOWL (FRONT- TO-BACK)	PKG. WEIGHT (lbs)	PKG. DIMENSION (In)		
					D	W	H
205326	325 \$	Bin for 16in sink, maple handles, 6X17X4-1/4	16	11	8 1/4	22 1/4	6
205327	325 \$	Bin for 17in sink, maple handles, 6X18X4-1/4	17	11	8 1/4	22 1/4	6
205328	325 \$	Bin for 18in sink, maple handles, 6X19X4-1/4	18	11	8 1/4	22 1/4	6
205226	325 \$	Bin for 16in sink, walnut handles, 6X17X4-1/4	16	11	8 1/4	22 1/4	6
205227	325 \$	Bin for 17in sink, walnut handles, 6X18X4-1/4	17	11	8 1/4	22 1/4	6
205228	325 \$	Bin for 18in sink, walnut handles, 6X19X4-1/4	18	11	8 1/4	22 1/4	6
205340	480 \$	Bin for 16in sink, maple handles, 12X17X4-1/4	16	8	14 1/8	21	6 1/8
205341	480 \$	Bin for 17in sink, maple handles, 12X18X4-1/4	17	8	14 1/8	21	6 1/8
205342	480 \$	Bin for 18in sink, maple handles, 12X19X4-1/4	18	8	14 1/8	21	6 1/8
205240	480 \$	Bin for 16in sink, walnut handles, 12X17X4-1/4	16	8	14 1/8	21	6 1/8
205241	480 \$	Bin for 17in sink, walnut handles, 12X18X4-1/4	17	8	14 1/8	21	6 1/8
205242	480 \$	Bin for 18in sink, walnut handles, 12X19X4-1/4	18	8	14 1/8	21	6 1/8

DRYING RACKS

PRODUCT	PRICE	DESCRIPTION	BOWL (FRONT- TO-BACK)	PKG. WEIGHT (lbs)	PKG. DIMENSION (In)		
					D	W	H
215306	395 \$	Drying rack for 16in sink, maple handles, 12X17X1	16	12	14 1/4	22 1/4	4
215307	395 \$	Drying rack for 17in sink, maple handles, 12X18X1	17	12	14 1/4	22 1/4	4
215308	395 \$	Drying rack for 18in sink, maple handles, 12X19X1	18	12	14 1/4	22 1/4	4
215206	395 \$	Drying rack for 16in sink, walnut handles, 12X17X1	16	12	14 1/4	22 1/4	4
215207	395 \$	Drying rack for 17in sink, walnut handles, 12X18X1	17	12	14 1/4	22 1/4	4
215208	395 \$	Drying rack for 18in sink, walnut handles, 12X19X1	18	12	14 1/4	22 1/4	4

Price List effective March 31st, 2023 | Prices are subjected to change

VEGGIE SCOOP

PRODUCT	PRICE	DESCRIPTION	BOWL (FRONT- TO-BACK)	PKG. WEIGHT (lbs)	PKG. DIMENSION (In)		
					D	W	H
205338	105 \$	VeggieScoop, maple handles, 6"	16	5	8 1/4	22 1/4	4
205238	105 \$	VeggieScoop, walnut handles, 6"	17	5	8 1/4	22 1/4	4

CUTTING BOARDS

PRODUCT	PRICE	DESCRIPTION	BOWL (FRONT- TO-BACK)	PKG. WEIGHT (lbs)	PKG. DIMENSION (In)		
					D	W	H
210064	345 \$	Cutting board for 16in sink, maple	16	16	14 1/4	22 1/4	4
210066	345 \$	Cutting board for 17in sink, maple	17	16	14 1/4	22 1/4	4
210068	345 \$	Cutting board for 18in sink, maple	18	16	14 1/4	22 1/4	4
210063	345 \$	Cutting board for 16in sink, walnut	16	16	14 1/4	22 1/4	4
210065	345 \$	Cutting board for 17in sink, walnut	17	16	14 1/4	22 1/4	4
210067	345 \$	Cutting board for 18in sink, walnut	18	16	14 1/4	22 1/4	4
210080	210 \$	Cutting board 6" x 19" x 1-1/2" maple for sink 18in	18	8	8 1/4	22 1/4	4
210077	220 \$	Cutting board 6" x 19" x 1-1/2" walnut for sink 18in	18	8	8 1/4	22 1/4	4

PRESENTATION BOARDS

PRODUCT	PRICE	DESCRIPTION	BOWL (FRONT- TO-BACK)	PKG. WEIGHT (lbs)	PKG. DIMENSION (In)		
					D	W	H
210072	305 \$	Presentation board 6" x 17" x 1-1/2" maple for sink 16in	16	8	8 1/4	22 1/4	4
210073	305 \$	Presentation board 6" x 18" x 1-1/2" maple for sink 17in	17	8	8 1/4	22 1/4	4
210074	305 \$	Presentation board 6" x 19" x 1-1/2" maple for sink 18in	18	8	8 1/4	22 1/4	4
210069	320 \$	Presentation board 6" x 17" x 1-1/2" walnut for sink 16in	16	8	8 1/4	22 1/4	4
210070	320 \$	Presentation board 6" x 18" x 1-1/2" walnut for sink 17in	17	8	8 1/4	22 1/4	4
210071	320 \$	Presentation board 6" x 19" x 1-1/2" walnut for sink 18in	18	8	8 1/4	22 1/4	4

SERVING BOARDS WITH BOWLS

PRODUCT	PRICE	DESCRIPTION	BOWL (FRONT- TO-BACK)	PKG. WEIGHT (lbs)	PKG. DIMENSION (In)		
					D	W	H
225301	335 \$	Serving board with bowls (2) for 16in sink, maple handles, 6X17X3	16	3	8 1/8	21 1/8	5 3/4
225302	335 \$	Serving board with bowls (2) for 17in sink, maple handles, 6X18X3	17	3	8 1/8	21 1/8	5 3/4
225303	335 \$	Serving board with bowls (2) for 18in sink, maple handles, 6X19X3	18	3	8 1/8	21 1/8	5 3/4
225201	335 \$	Serving board with bowls (2) for 16in sink, walnut handles, 6X17X3	16	3	8 1/8	21 1/8	5 3/4
225202	335 \$	Serving board with bowls (2) for 17in sink, walnut handles, 6X18X3	17	3	8 1/8	21 1/8	5 3/4
225203	335 \$	Serving board with bowls (2) for 18in sink, walnut handles, 6X19X3	18	3	8 1/8	21 1/8	5 3/4
225304	425 \$	Serving board with bowls (4) for 16in sink, maple handles, 12X17X3	16	5	14 1/8	21 1/8	5 3/4
225305	425 \$	Serving board with bowls (4) for 17in sink, maple handles, 12X18X3	17	5	14 1/8	21 1/8	5 3/4
225306	425 \$	Serving board with bowls (4) for 18in sink, maple handles, 12X19X3	18	5	14 1/8	21 1/8	5 3/4
225204	425 \$	Serving board with bowls (4) for 16in sink, walnut handles, 12X17X3	16	5	14 1/8	21 1/8	5 3/4
225205	425 \$	Serving board with bowls (4) for 17in sink, walnut handles, 12X18X3	17	5	14 1/8	21 1/8	5 3/4
225206	425 \$	Serving board with bowls (4) for 18in sink, walnut handles, 12X19X3	18	5	14 1/8	21 1/8	5 3/4

Price List effective March 31st, 2023 | Prices are subjected to change

SERVING BOARD WITH MIXING BOWL AND COLANDER

PRODUCT	PRICE	DESCRIPTION	BOWL (FRONT- TO-BACK)	PKG. WEIGHT (lbs)	PKG. DIMENSION (In)		
					D	W	H
225307	390 \$	Serving brd, bowl and colander for 16in sink, maple handles, 12X17X4	16	6	14 1/8	21 1/8	6 1/4
225308	390 \$	Serving brd, bowl and colander for 17in sink, maple handles, 12X18X4	17	6	14 1/8	21 1/8	6 1/4
225309	390 \$	Serving brd, bowl and colander for 18in sink, maple handles, 12X19X4	18	6	14 1/8	21	6 1/8
225207	390 \$	Serving brd, bowl and colander for 16in sink, walnut handles, 12X17X4	16	6	14 1/8	21 1/8	6 1/4
225208	390 \$	Serving brd, bowl and colander for 17in sink, walnut handles, 12X18X4	17	6	14 1/8	21 1/8	6 1/4
225209	390 \$	Serving brd, bowl and colander for 18in sink, walnut handles, 12X19X4	18	6	14 1/8	21 1/8	6 1/4

SERVING BINS WITH BOWLS

PRODUCT	PRICE	DESCRIPTION	BOWL (FRONT- TO-BACK)	PKG. WEIGHT (lbs)	PKG. DIMENSION (In)		
					D	W	H
225310	520 \$	Serving bin with bowls (2) for 16in sink, maple handles, 6X17X4	16	13	8 1/8	21	5 3/4
225311	520 \$	Serving bin with bowls (2) for 17in sink, maple handles, 6X18X4	17	13	8 1/8	21	5 3/4
225312	520 \$	Serving bin with bowls (2) for 18in sink, maple handles, 6X19X4	18	13	8 1/8	21	5 3/4
225210	520 \$	Serving bin with bowls (2) for 16in sink, walnut handles, 6X17X4	16	13	8 1/8	21 1/8	5 3/4
225211	520 \$	Serving bin with bowls (2) for 17in sink, walnut handles, 6X18X4	17	13	8 1/8	21 1/8	5 3/4
225212	520 \$	Serving bin with bowls (2) for 18in sink, walnut handles, 6X19X4	18	13	8 1/8	21 1/8	5 3/4
225313	725 \$	Serving bin with bowls (4) for 16in sink, maple handles, 12X17X4	16	18	14 1/8	21	5 3/4
225314	725 \$	Serving bin with bowls (4) for 17in sink, maple handles, 12X18X4	17	18	14 1/8	21	5 3/4
225315	725 \$	Serving bin with bowls (4) for 18in sink, maple handles, 12X19X4	18	18	14 1/8	21	5 3/4
225213	725 \$	Serving bin with bowls (4) for 16in sink, walnut handles, 12X17X4	16	18	14 1/8	21 1/8	5 3/4
225214	725 \$	Serving bin with bowls (4) for 17in sink, walnut handles, 12X18X4	17	18	14 1/8	21 1/8	5 3/4
225215	725 \$	Serving bin with bowls (4) for 18in sink, walnut handles, 12X19X4	18	18	14 1/8	21 1/8	5 3/4

GRIDS

PRODUCT	PRICE	DESCRIPTION	PKG. WEIGHT (lbs)	PKG. DIMENSION (In)		
				D	W	H
200902	240 \$	Grid for UrbanEdge, J7 and Classic sink, 9X16	6	19 1/4	25 1/2	13/8
200903	255 \$	Grid for UrbanEdge, J7 and Classic sink, 12X16	6	19 1/4	25 1/2	13/8
200904	270 \$	Grid for UrbanEdge, J7 and Classic sink, 15X16	6	19 1/4	25 1/2	13/8
200905	290 \$	Grid for UrbanEdge, J7 and Classic sink, 18X16	7	19 1/4	25 1/2	13/8
200906	300 \$	Grid for UrbanEdge, J7 and Classic sink, 21X16	7	19 1/4	25 1/2	13/8
200907	320 \$	Grid for UrbanEdge, J7 and Classic sink, 24X16	7	19 1/4	25 1/2	13/8
200908	335 \$	Grid for UrbanEdge, J7 and Classic sink, 27X16	7	19 1/4	38	13/8
200909	355 \$	Grid for UrbanEdge, J7 and Classic sink, 30X16	8	19 1/4	38	13/8
200910	375 \$	Grid for UrbanEdge, J7 and Classic sink, 36X16	8	19 1/4	38	13/8
200911	390 \$	Grid for UrbanEdge, J7 and Classic sink, 9X16	8	19 1/4	38	13/8
200912	305 \$	Grid for UrbanEdge, J7 and Classic sink, 21X17	7	19 1/4	25 1/2	13/8
200913	320 \$	Grid for UrbanEdge, J7, Classic and SmartStation sink, 24X17	7	19 1/4	25 1/2	13/8
200914	340 \$	Grid for UrbanEdge, J7, Classic and SmartStation sink, 27X17	7	19 1/4	38	13/8
200915	360 \$	Grid for UrbanEdge, J7, Classic and SmartStation sink, 30X17	8	19 1/4	38	13/8
200916	280 \$	Grid for UrbanEdge, J7 and Classic sink, 15X18	6	19 1/4	25 1/2	13/8
200917	300 \$	Grid for UrbanEdge, J7 and Classic sink, 18X18	7	19 1/4	25 1/2	13/8
200918	315 \$	Grid for UrbanEdge, J7 and Classic sink, 21X18	7	19 1/4	25 1/2	13/8
200919	325 \$	Grid for UrbanEdge, J7 and Classic sink, 24X18	7	19 1/4	25 1/2	13/8
200920	350 \$	Grid for UrbanEdge, J7 and Classic sink, 27X18	7	19 1/4	38	13/8
200921	375 \$	Grid for UrbanEdge, J7 and Classic sink, 30X18	8	19 1/4	38	13/8
200922	390 \$	Grid for UrbanEdge, J7 and Classic sink, 33X18	8	19 1/4	38	13/8
200923	400 \$	Grid for UrbanEdge, J7 and Classic sink, 36X18	8	19 1/4	38	13/8
200924	240 \$	Grid for UrbanEdge, J7 and Classic bar sink, 12X12	6	19 1/4	28 1/2	13/8

Price List effective March 31st, 2023 | Prices are subjected to change

GRIDS

PRODUCT	PRICE	DESCRIPTION	PKG. WEIGHT (lbs)	PKG. DIMENSION (In)		
				D	W	H
200925	250 \$	Grid for UrbanEdge, J7 and Classic bar sink, 12X15	6	19 1/4	28 1/2	13/8
200926	265 \$	Grid for UrbanEdge, J7 and Classic bar sink, 15X15	6	19 1/4	28 1/2	13/8
200927	360 \$	Grid for SmartStation sink, 30X17 drain centered	8	19 1/4	38	13/8
200928	360 \$	Grid for SmartStation sink, 30X17 without drain	8	19 1/4	38	13/8
200929	295 \$	Grid for SmartStation sink, 18X17 without drain	7	19 1/4	38	13/8
200930	265 \$	Grid for SmartStation sink, 12X17	6	19 1/4		13/8
200931	295 \$	Grid for SmartStation, 18X17	7	19 1/4		13/8
200932	380 \$	Grid for SmartStation sink, 36X17	8	19 1/4		13/8
200933	335 \$	Grid for SocialCorner sink, 23X18	7	19 1/4	28 1/2	13/8
200934	355 \$	Grid for SocialCorner sink, 29X18	7	19 1/4	38	13/8
200935	390 \$	Grid for SocialCorner sink, 35X18	8	19 1/4	38	13/8
200949	355 \$	Grid for SmartStation sink, 30X16 drain centered	7	18 1/4	38	13/8
200950	290 \$	Grid for SmartStation sink, 18X16 without drain	6	19 1/4	28 1/2	13/8

DRAINS

PRODUCT	PRICE	DESCRIPTION	PKG. WEIGHT (lbs)	PKG. DIMENSION (In)		
				D	W	H
100080	175 \$	Drain for SS and fireclay sinks, brushed nickel, Ø3-1/2	2	4 1/2	4 1/2	4 1/2
100081	130 \$	Drain for SS and fireclay sinks, polished chrome, Ø3-1/2	2	4 1/2	4 1/2	4 1/2
100082	175 \$	Drain for SS sinks, brushed nickel, Ø3-1/2	2	4 1/2	4 1/2	4 1/2
100083	130 \$	Drain for SS sinks, polished chrome, Ø3-1/2	2	4 1/2	4 1/2	4 1/2
100085	130 \$	Drain for SS sinks, brushed nickel, Ø2	2	4 1/2	4 1/2	4 1/2
100086	100 \$	Drain for SS sinks, polished chrome, Ø2	2	4 1/2	4 1/2	4 1/2

CARE PRODUCTS & REPLACEMENT PARTS

PRODUCT	PRICE	DESCRIPTION	PKG. WEIGHT (lbs)	PKG. DIMENSION (In)		
				D	W	H
100132	90 \$	Undermount installation hardware 5-piece kit	0,4	-	-	-
100133	75 \$	Basket for drain 100081, polished chrome	0,4	-	-	-
100134	90 \$	Basket for drain 100082, brushed nickel	0,2	-	-	-
100135	75 \$	Basket for drain 100083, polished chrome	0,2	-	-	-
010700	25 \$	Undermount installation hardware 5-piece kit	0,1	-	-	-
011126	25 \$	Topmount installation hardware 5-piece kit	0,1	-	-	-
011240	25 \$	Grid feet for HR 8-piece kit, Grey	0,1	-	-	-
011241	25 \$	Grid bumpers 8-piece kit, Grey	0,1	-	-	-
299033	150 \$	Replacement 12in Handles kit, walnut – 17in Accessory	2	-	-	-
299034	130 \$	Replacement 6in Handles, walnut – 17in Accessory	1	-	-	-
299035	150 \$	Replacement 12in Handles kit, maple – 17in Accessory	2	-	-	-
299036	130 \$	Replacement 6in Handles kit, maple – 17in Accessory	1	-	-	-
299037	150 \$	Replacement 12in handles kit, walnut	2	-	-	-
299038	130 \$	Replacement 6in Handles kit, walnut	1	-	-	-
299039	150 \$	Replacement 12in Handles kit, maple	2	-	-	-
299040	130 \$	Replacement 6in Handles kit, maple	1	-	-	-
215019	45 \$	Maintenance wax for wood accessories 2,5 Oz	2	4 1/2	4 1/2	4 1/2
299045	25 \$	Set of 4 flat head M4x7 stainless steel Phillips screws	0,1	-	-	-
299046	55 \$	Set of 2 inserts for HR accessories with 4 SS screws	0,1	-	-	-

FIRECLAY

FIRA



KITCHEN SINK WITH LEDGE
UNDERMOUNT INSTALLATION WITH APRON

PRODUCT	PRICE	DESCRIPTION	MIN. CABINET WIDTH (In)	PKG. WEIGHT (lbs)	PKG. DIMENSION (In)		
					D	W	H
091519	1 410 \$	Fira bar sink w/ ledge undermount apron, white, single 15X19X8-3/4	21	50	23 3/4	22 5/8	14 7/8
093019	2 270 \$	Fira sink w/ ledge under. reversible apron, white, single 30X19X11-1/2	33	103	23 3/4	34 5/8	14 7/8
093319	2 525 \$	Fira sink w/ ledge under. reversible apron, white, single 33X19X11-1/2	36	105	23 3/4	37 5/8	14 7/8
093619	2 790 \$	Fira sink w/ ledge under. reversible apron, white, single 36X19X11-1/2	39	107	25 1/4	46 1/2	17 1/8
103619	2 790 \$	Fira sink w/ ledge under., white, double unequal 36X19X11-1/2	39	113	25 1/4	46 1/2	17 1/8

* All FIRA sinks include a walnut cutting board.

ACCESSORIES

TRAYS & BINS

PRODUCT	PRICE	DESCRIPTION	PKG. WEIGHT (lbs)	PKG. DIMENSION (In)		
				D	W	H
205037	350 \$	Tray for Fira sink w/ledge, walnut handles, 6X17-1/4X2-1/4	9	9 1/4	21 1/2	5 7/8
205041	425 \$	Tray for Fira sink w/ledge, walnut handles, 12X17-1/4X2-1/4	12	16	21 1/2	4 1/2
205039	395 \$	Bin for Fira sink w/ledge, walnut handles, 6X17-1/4X4-1/4	11	9 1/4	21 1/2	5 7/8

COLANDERS

PRODUCT	PRICE	DESCRIPTION	PKG. WEIGHT (lbs)	PKG. DIMENSION (In)		
				D	W	H
205036	350 \$	Colander for Fira sink w/ledge, walnut handles, 6X17-1/4X2-1/4	9	9 1/4	21 1/2	5 7/8
205038	395 \$	Colander for Fira sink w/ledge, walnut handles, 6X17-1/4X4-1/4	11	9 1/4	21 1/2	5 7/8
205040	425 \$	Colander for Fira sink w/ledge, walnut handles, 12X17-1/4X2-1/4	12	16	21 1/2	4 1/2

DRYING RACKS

PRODUCT	PRICE	DESCRIPTION	PKG. WEIGHT (lbs)	PKG. DIMENSION (In)		
				D	W	H
215009	395 \$	Drying rack for Fira sink w/ledge, walnut handles, 12X17-1/4X3/4	12	14 1/4	22 1/4	4

CUTTING BOARDS & PRESENTATION BOARDS

PRODUCT	PRICE	DESCRIPTION	PKG. WEIGHT (lbs)	PKG. DIMENSION (In)		
				D	W	H
210060	380 \$	Cutting board for Fira sink w/ ledge, walnut, 12-3/4X17-1/4X1-1/2	16	14 1/4	22 1/4	2 1/2
210061	210 \$	Cutting board for Fira sink w/ ledge, walnut, 6X17-1/4X1-1/2	8	8 1/4	22 1/4	2 1/2
210062	305 \$	Presentation board for Fira sink w/ ledge, walnut, 6X17-1/4X1-1/2	8	8 1/4	22 1/4	4

GRIDS

PRODUCT	PRICE	DESCRIPTION	PKG. WEIGHT (lbs)	PKG. DIMENSION (In)		
				D	W	H
200946	380 \$	Grid for Fira sink, 28-1/4X15-3/4	7	14 7/8	27 3/8	1 1/4
200939	395 \$	Grid for Fira sink, 31-1/4X15-3/4	7	14 7/8	30 3/8	1 1/4
200941	405 \$	Grid for Fira sink, 34-1/4X15-3/4	7	14 7/8	33 3/8	1 1/4
200936	285 \$	Grid for Fira bar sink, 13-1/4X15-3/4	6	14 7/8	12 3/8	1 1/4
200942	340 \$	Grid for Fira sink, 21X15-3/4	7	14 7/8	20 5/8	1 1/4
200943	285 \$	Grid for Fira sink, 11-1/4X15-3/4	6	14 7/8	10 7/8	1 1/4

DRAINS

PRODUCT	PRICE	DESCRIPTION	PKG. WEIGHT (lbs)	PKG. DIMENSION (In)		
				D	W	H
100080	175 \$	Drain for SS and fireclay sinks, brushed nickel, Ø3-1/2	2	4 1/2	4 1/2	4 1/2
100081	130 \$	Drain for SS and fireclay sinks, polished chrome, Ø3-1/2	2	4 1/2	4 1/2	4 1/2

CARE PRODUCTS & REPLACEMENT PARTS

PRODUCT	PRICE	DESCRIPTION	PKG. WEIGHT (lbs)	PKG. DIMENSION (In)		
				D	W	H
215019	45 \$	Maintenance wax for wood accessories 2,5 Oz	0,5	3	3	1/8
100132	90 \$	Basket for drain 100080, brushed nickel	0,4	-	-	-
100133	75 \$	Basket for drain 100081, polished chrome	0,4	-	-	-
011240	25 \$	Grid feet for HR 8-piece kit, Grey	0,1	-	-	-
011241	25 \$	Grid bumpers 8-piece kit, Grey	0,1	-	-	-

FAUCETS

PROFESSIONAL COLLECTION

PRODUCT	PRICE	DESCRIPTION	PKG. WEIGHT (lbs)	PKG. DIMENSION (In)		
				D	W	H
306206	1 020 \$	Professional faucet Peak, polished chrome	9	11	25	3
306216	1 325 \$	Professional faucet Peak, brushed nickel	9	11	25	3
306001	830 \$	Professional faucet Wave, polished chrome	8	11	25	3
306011	1 050 \$	Professional faucet Wave, brushed nickel	8	11	25	3

PULL-OUT COLLECTION

PRODUCT	PRICE	DESCRIPTION	PKG. WEIGHT (lbs)	PKG. DIMENSION (In)		
				D	W	H
306200	830 \$	Pull-out faucet Latitude, polished chrome	8	11	25	3
306210	1 080 \$	Pull-out faucet Latitude, brushed nickel	8	11	25	3
306201	965 \$	Pull-out faucet w/ remote lever Latitude, polished chrome	8	11	25	3
306211	1 255 \$	Pull-out faucet w/ remote lever Latitude, brushed nickel	8	11	25	3
306003	1 020 \$	Pull-out faucet Source, polished chrome	7	15	17	4
306002	2 010 \$	Pull-out faucet Pure, polished chrome	8	15	23 1/2	4
306203	880 \$	Pull-down bar faucet w/ remote lever Apex prep, polished chrome	7	11	25	3
306213	1 150 \$	Pull-down bar faucet w/ remote lever Apex prep, brushed nickel	7	11	25	3
306214	1 055 \$	Pull-down faucet Apex, brushed nickel	8	11	25	3
306205	945 \$	Pull-down faucet w/ remote lever Apex, polished chrome	8	11	25	3
306215	1 220 \$	Pull-down faucet w/ remote lever Apex, brushed nickel	8	11	25	3
306202	745 \$	Pull-down bar faucet Apex prep, polished chrome	7	11	25	3

SHIPPING

Most of our products are shipped via standard small parcel service, unless indicated otherwise on the purchase order. If you want to receive your order faster or if the delivery address is located outside the continental United States or Canada, please contact our Customer Service to check shipping charges.

Please refer to the SHIPPING COSTS ANNEX document for all valid pricing.

For any question, you may contact your local agent or our customer service.

CUSTOM-MADE - TERMS AND CONDITIONS

Custom orders terms and conditions

À la Carte sinks and Signature products are considered custom, made-to-order products. They are not returnable and as such are final sale. No further changes or cancellation will be accepted after the order goes into production.

Customer Service

Our Customer Service Department is totally committed to providing support before, during, and after purchase. If you have a question or would like to place an order, a member of our team will be happy to provide advice and assistance. Contact us Monday to Friday, 8 a.m. to 5 p.m. EST.

1 866 901-5624
customerservice@homerefinements.ca

Website

For more information about our products or to download their technical specifications, visit our website.

homerefinements.ca

EXCLUSIVE DISTINCTION

HOME
REFINEMENTS

JULIEN

1 866 901-5624
customerservice@homerefinements.ca

955, rue Lachance, Québec (Québec)
Canada G1P 2H3

homerefinements.ca

Product : HR-PRICE-LIST-EN-CAD-2023-03
A-2023-03
996321079