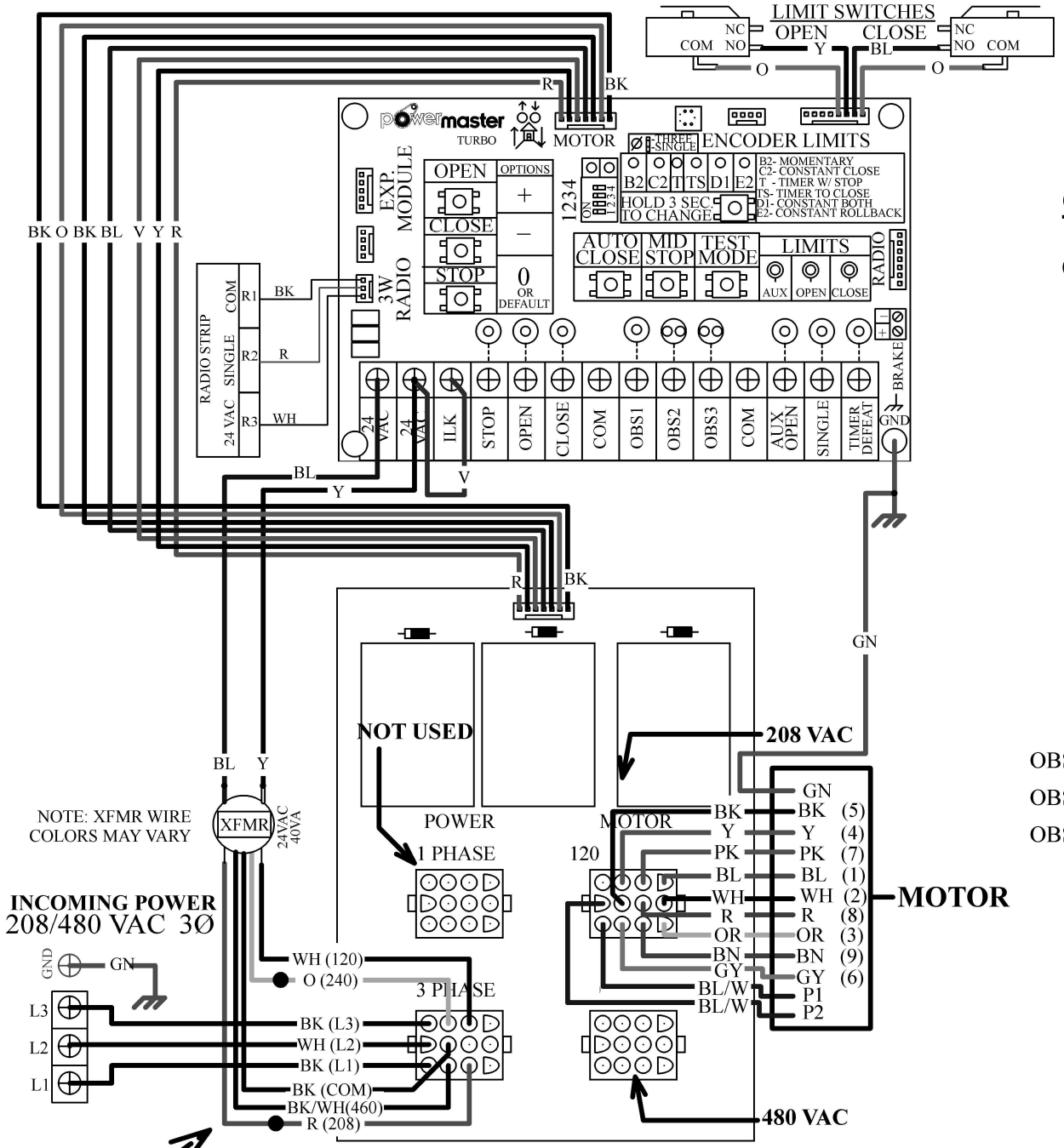

COMMON CONNECTIONS

INTERLOCK

(24VAC AND ILK **MUST** BE CONNECTED)

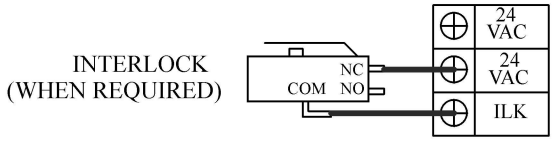

3 BUTTON STATION

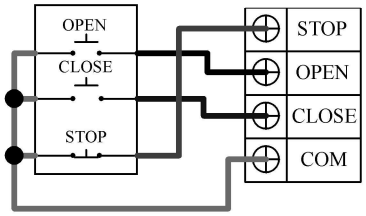

MONITORED SAFETY

(REQUIRED FOR MOMENTARY CLOSE)

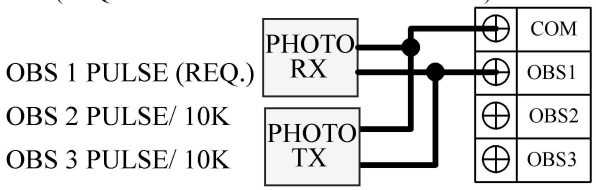

RADIO

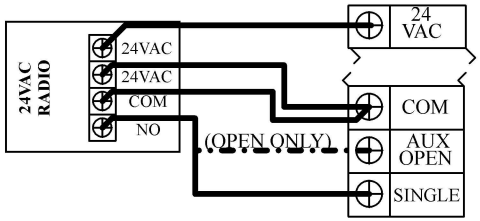

NOTE: SWAP ORANGE AND RED ON 208 /240 ON XFMR IF BOARD FAILS TO POWER

NOTE:
240V BRAKE SOLENOID
CONNECTS TO PNK (T7)
AND RED (T8) IN THE MOTOR

Title: *8503-W*		*V.E. Power Door 140 Emjay Blvd. Brentwood NY, 11717 USA*
Revision: 0	Voltage: 208/460 3Ø	
Drawn by: ML	Date: 11/20/2018	

© Copyright PowerMaster 2017 No portion of this diagram may be reproduced without written permission of the manufacturer.