

# The Library Quest Resource Pack

We are excited to share this Book Resource Pack with you and your child! Designed to support reading engagement and learning at home, this pack includes a range of activities to accompany the exploration of 'The Library Quest'. Each activity supports a different area of learning and development, helping to make reading both fun and meaningful.

Here's a quick overview of what's inside and how they can benefit your child:



**Word Search** - A fun way to reinforce new vocabulary from the story, improving spelling, concentration, and word recognition.



**Drawing Prompt** - Encourages creativity and visual thinking, helping your child to make personal connections to the text and explore characters or settings in more depth.



**Writing Prompt** Builds on imagination and writing skills by inviting your child to develop ideas related to the story. This helps deepen understanding of plot, character and theme, while practising sentence structure and language use.

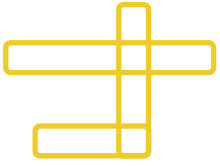


**Vocabulary Help** - Supports your child in understanding key words from the book. Talking about these words at home can boost confidence in reading and encourage more precise use of language in writing and conversation.



**Comprehension** - Completed either through discussion or writing, helping your child to practise retrieving information, making inferences, and expressing opinions. Talking about the book together is a great way to build understanding and enjoyment.





# The Library Quest Word Search

Can you find all 10 words that are found in the story 'The Library Quest'?

a	l	i	b	r	a	r	i	a	n
d	a	o	h	r	b	i	a	r	b
v	s	s	o	r	c	e	r	o	r
e	n	c	h	a	n	t	i	n	g
n	u	q	b	a	u	t	s	t	u
t	b	u	r	s	o	i	u	i	i
u	s	e	c	r	e	t	r	a	d
r	a	s	t	o	r	i	e	s	e
e	o	t	l	i	b	r	a	r	y
h	b	r	i	o	b	b	o	o	k

adventure  
book  
enchanted  
guide  
librarian


library  
quest  
secret  
sorcerer  
stories

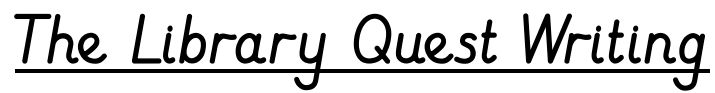




## The Library Quest Drawing

*The magical book is on another adventure! Decorate the book and then draw where it has adventured to now!*





This image shows a single sheet of white paper with horizontal ruling lines. The lines are evenly spaced and extend across the width of the page. There is no handwriting or other markings on the paper.





# The Library Quest Vocabulary

Answer each question using the words in the bank below.

*sorcerer      librarian      aisles      library      glade*

This is a place where you can borrow books. \_\_\_\_\_

You walk down these to find a book in the library. \_\_\_\_\_

This person runs a library. \_\_\_\_\_

You might find animals resting here where the trees clear. \_\_\_\_\_

This is a person who uses powerful magic. \_\_\_\_\_

Label the aisle, librarian and books.



Add some colour!





## The Library Quest Comprehension

See if you can answer the below questions about the story.  
They get harder as the power increases!



What did you find in the magical book?

*password      nothing      map*



Who was found in the Castle of Shadows?



How do you know the shelf the magical book was on  
hadn't been touched for a while?



Why do you think the creatures are called *Wise Owl*  
and *Clever Fox*? How do their names show us that  
they can help the character in the story?

