


DEAR PARENTS,

As you know, to keep our students and staff healthy, we will be implementing a learn from home policy during this unprecedented time. This packet was created to help keep your child on track, reinforce the skills we have learned this year, and keep them learning.

Please have your child work through this packet and return it to school when it resumes. Each activity will take no more than a few minutes but is vital to complete each day to keep your Pre-K3 moving forward and his/her way to Pre-K4

Above all else, take care of your family and stay healthy! We hope that all families take extra germ-fighting precautions. Viruses are bad, but life can still be good! Break out the sleeping bags and have a family slumber party, put a puzzle together, play outside, cook a meal together, and count your blessings! We look forward to seeing you soon!



MONDAY – FRIDAY

RELIGION:

Pray one decade of the Rosary each day as well as an Our Father, Glory Be, and Hail Mary.

MONDAY AND THURSDAY

PIE:

Do the following:

- 25 jumping jacks
- 10 toe touches and Reach for the sky
- 10 sit-ups
- 10 pushups
- 1 minute walking in place
- 1 minute running in place

FRIDAY

MUSIC:

List three things you enjoy about your school. Read them to your family. Sing your favorite song, from school, for your family.

ART:

Use six different lines to draw what you see out of your window.

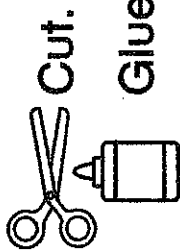
WEEK 1

DAY 1

Name _____

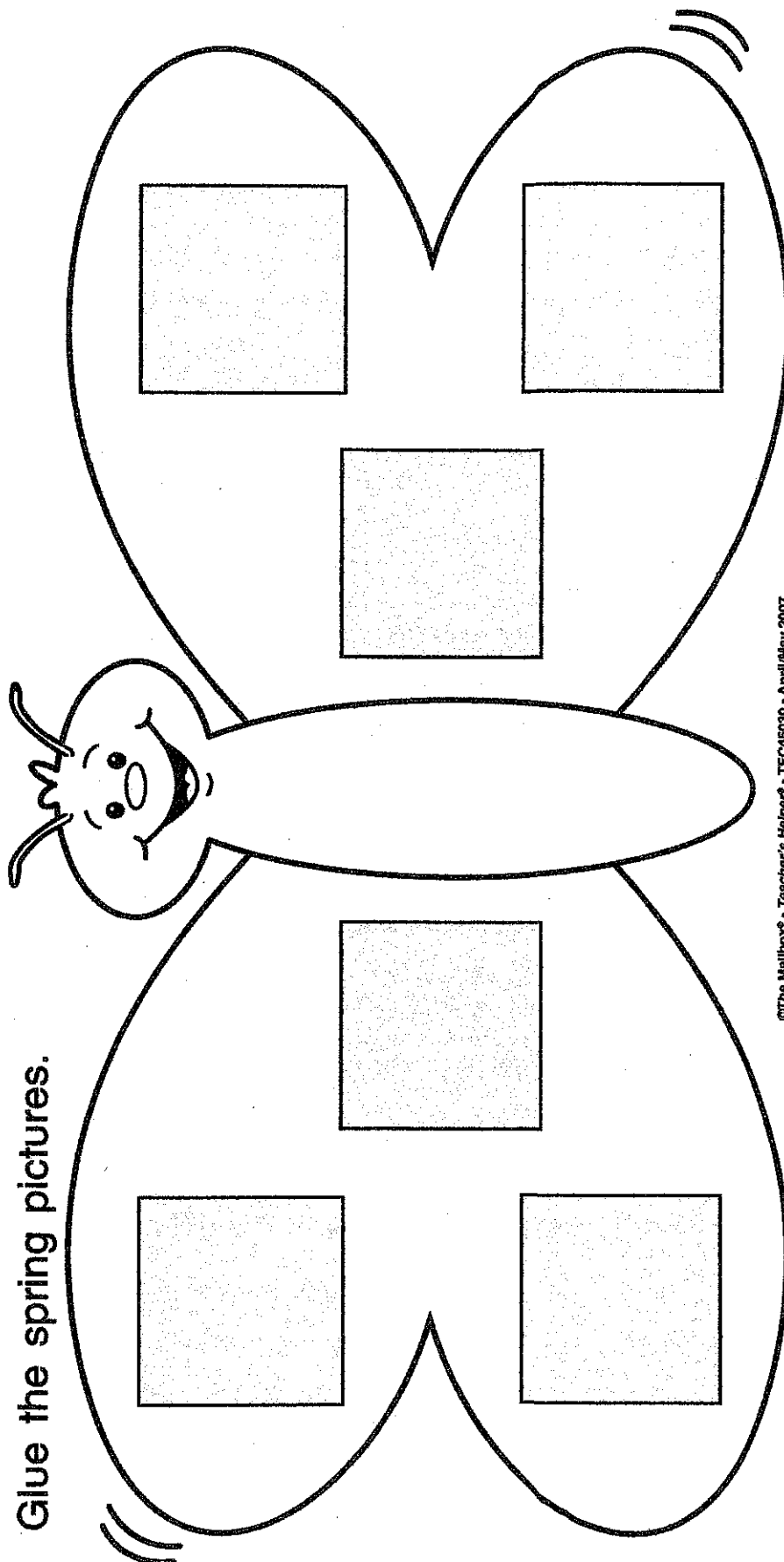
Spring
Classification

Signs of Spring








Cut.

Glue the spring pictures.



©The Mailbox® • Teacher's Helper® • TEC45030 • April/May 2007






Name _____


Spring Things

Counting


Directions: Count the items. Color the correct square. Then color the pictures.




3	4	5
---	---	---



1	2	3
---	---	---




2	3	4
---	---	---



4	5	6
---	---	---

Name _____

S S



Copyright © nunzi Pensacola Christian College • Not to be reproduced.

S S



Week 30 • Letters & Sounds for 3s • 115

DAY 2
















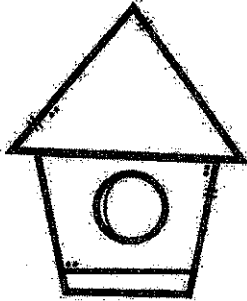







Spring

Name _____

Pattern Making

Directions: Color the pictures. Cut and paste the pictures to finish the patterns.







Name _____

Count and color the spring flowers.

3


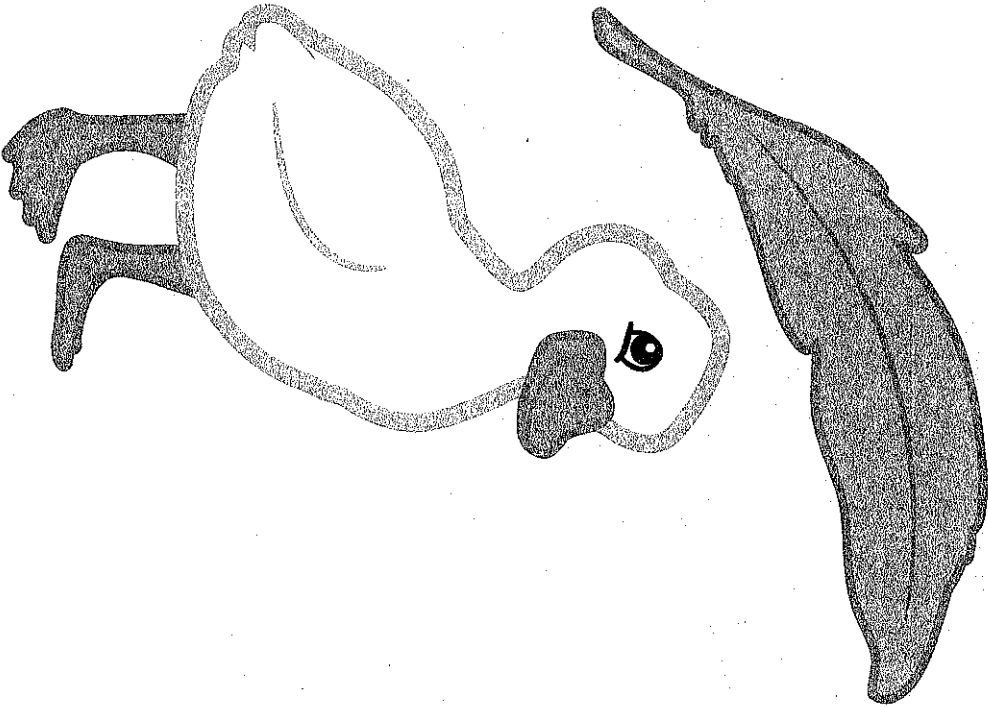




Name _____

Do you like to feel things that are soft?
Color the duck and the teddy bear.

Note: Trace the child's hand in the center.



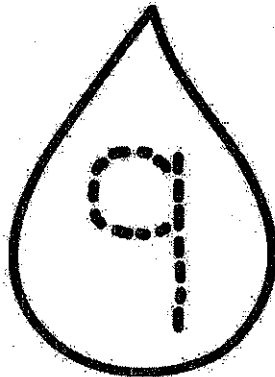
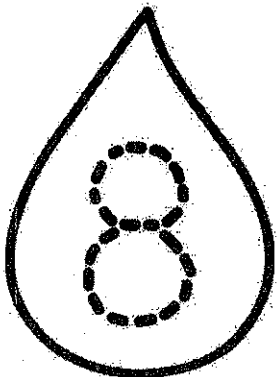


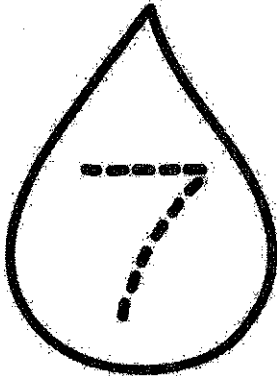
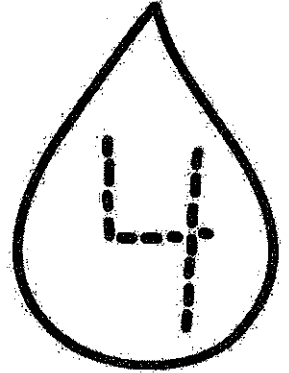


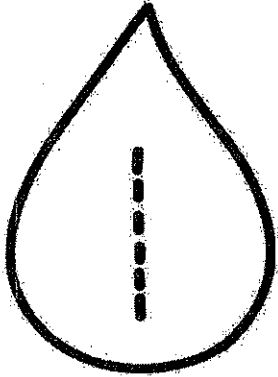



DAY 3

Name _____

Number Tracing Raindrops

Directions: Trace the numbers. Color the pictures.




















Name _____

Same or Different

Directions: Color the items on each line that are the same.



Name _____



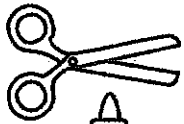
Jesus saw Zacchaeus in the tree and told him to come down—He was going to his house!

DAY 4

Name _____

Spring
Classification

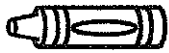
Spring Things




Cut.




Glue.



Color.



©2002 The Education Center, Inc. • www.themailboxcompanion.com





Springtime


Name _____

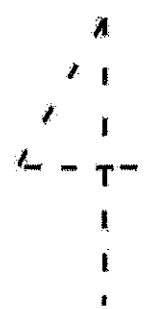
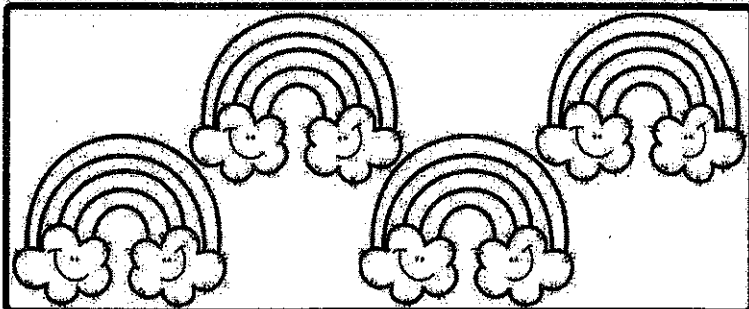
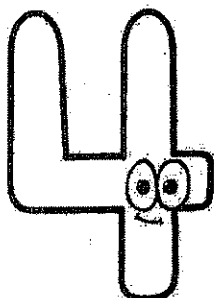
Count & Trace



Directions: Color the number. Color that amount of objects in the box. Trace the number. Then write it on the line.










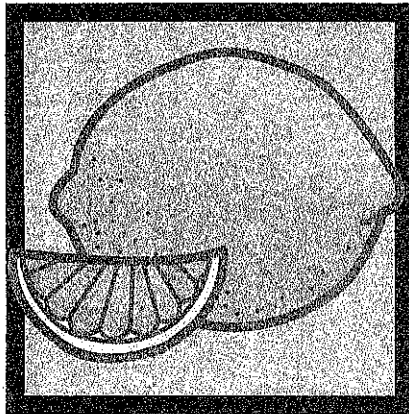
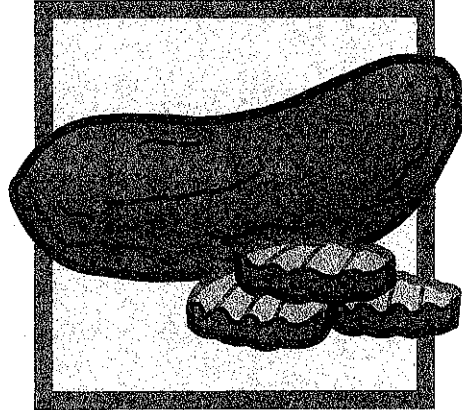








Name _____

Match the sweet, sour, and salty foods.



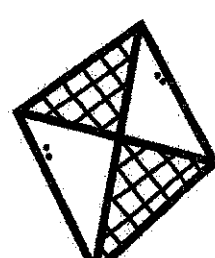
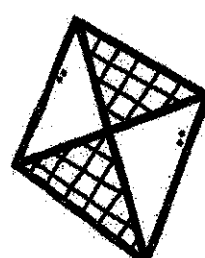

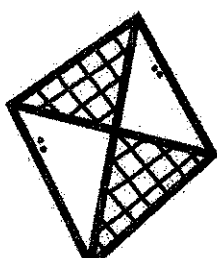
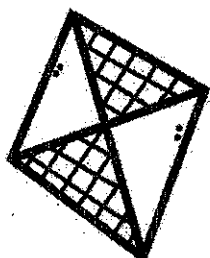
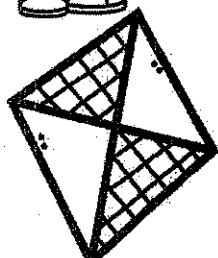
DAY 5



Name _____







Flying Kites Tracing

Directions: Trace the kite strings. Color the kites.



Spring Flowers

Spring brings many colorful flowers. Read the directions and color the flowers the correct colors.







Color the second flower blue. Color the fifth flower yellow.

Color the third flower purple. Color the first flower red.

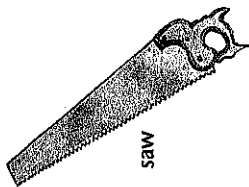
Color the fourth flower orange. Color the sixth flower pink.

Seabreeze Seal


Name _____



sun



saw



spider



snake



stop sign