

The logo for HondaJet, featuring a stylized 'HJ' monogram above the word 'HondaJet' in a cursive script.

HJ
HondaJet

The Next **Honda** in Your Life

The Power of Dreams is both the force and the philosophy that guide us at Honda. It is the spirit behind our driving passion to design and create products that move and power your life.

At some point, whether or not you've owned a Honda product, it is almost certain that your life has been touched by one. Honda is the world's leading producer of mobility machines. Since 1948, we have built more than 90 million automobiles and over 300 million motorcycles. Around the globe, Honda is the gold standard for reliability in human mobility.

Now, Honda proudly brings you to the pinnacle of engineering performance—the HondaJet. The HondaJet is the world's most advanced light business jet. As the fastest, highest-flying, quietest, most fuel-efficient and most spacious light jet in its class, the HondaJet could be your dream come true.

When it comes to making a jet investment, we hope that you will carefully consider not just the aircraft, but also the manufacturer that stands behind the machine. You deserve to feel confident that your decision is backed by a company with the legacy and experience to weather any storm of adversity.

We invite you to experience our innovation machine. Experience the Next Honda in Your Life.



Michimasa Fujino, President & CEO
Honda Aircraft Company



Discover the Ultimate Balance of
Innovation and Inspiration





At Home
Miles Above It



Lightweight Structure, Heavyweight Performance

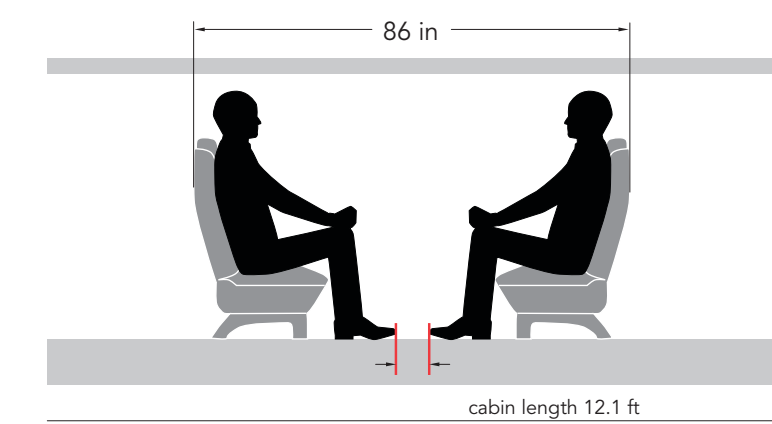
The elegance of the HondaJet begins with the structure of the fuselage. Unlike many other jets that use aluminum, the HondaJet employs a lighter, composite fuselage made from a cutting-edge combination of co-cured stiffened panel structure and honeycomb panel structure. This results in the optimum fuselage layout, better performance and higher fuel efficiency.



66 cubic feet of total stowage space in the aircraft's nose and aft compartments



Advanced fuselage design provides for a larger cabin space and greater fuel efficiency



Best-in-class legroom with more than seven feet of space from seat to seat in the club configuration

It's called cabin space, and the HondaJet provides more of it than any other jet in its class. But to you and your fellow passengers, it's much more than a cabin. It's a workspace, thinking space, quiet space and a relaxing space. These are the true inspirations behind the HondaJet's interior and why Honda designers meticulously considered every detail—from the completely adjustable executive seating to the fully private lavatory and a host of other modern amenities.

- Executive seating for four in classic club configuration, plus available single side-facing seat
- Stowable executive tables
- Mobile device-controlled cabin, audio, climate and lighting systems*
- External serviceability for lavatory*

* Available options



Multi-axis seats slide, shift and lock without the restraint of a track



Electronically Dimmable Window (EDW) self-tints upon command



Fully private aft lavatory with flushing toilet and solid-surface vanity with elegant, cobalt-blue washbasin





N420HA

DISPLAY REVERSION
MASTER ALERT
BARO SET

CHS1
APR
HOG SEL
CIC
ALT SEL
SPD SEL
CHS2

AFCs SERVO POWER
PITCH
ROLL
YAW

DISPLAY REVERSION
MASTER ALERT
BARO SET

GARMIN
GPS AP YD ALT GS10hr
140
6500
054°
0.2m
0005

GARMIN
154hr 154hr 154hr
0543hr
054°
0.2m
11600hr
0543hr
054°
0.2m
0005

GARMIN
GPS AP YD ALT GS10hr
140
6500
054°
0.2m
0005

GARMIN
154hr 154hr 154hr
0543hr
054°
0.2m
11600hr
0543hr
054°
0.2m
0005

GARMIN
154hr 154hr 154hr
0543hr
054°
0.2m
11600hr
0543hr
054°
0.2m
0005

ALTERNATE GEAR RELEASE
L ENGINE START
R ENGINE START
EMERGENCY BRAKE



Pilots,

Welcome to Your New Corner Office

Recapture the reason you logged those hours in the first place: the pure joy of flying. The HondaJet cockpit is built for optimum safety based on thoughtful ergonomic design and state-of-the-art situational awareness.



Single- or two-pilot operation of the HondaJet from its spacious, comfortable, functional crew seats—each with a retractable armrest



More control at the pilot's fingertips with the dual-glass touchscreen controller on the Garmin G3000 and racecar-inspired start buttons



Garmin G3000 digital all-glass avionics suite

State-of-the-art autopilot

Synthetic Vision Technology for enhanced safety*

Three hi-res 14-inch landscape-format displays

Leather-wrapped yoke for increased comfort and handling

New 40/60 display format for enhanced visual scan

*Available options

Garmin G3000 touchscreen controller



40/60 display format on the Primary Flight Displays enables maximum functional use of display space with easy visual scan for every phase of flight



Experience the details, like a leather-wrapped yoke that provides exceptional feel and control on every flight, from gusty takeoffs to tight approaches

First, we gave the pilot more space and greater visibility; next, fewer intrusions and more intuition with integrated avionics built from the ground up. Our Garmin® G3000 next-generation, all-glass avionics system presents triple 14-inch displays with dual touchscreen controllers for enhanced navigation, flight planning and control.



Over-The-Wing Engine Mount

Over-The-Wing Engine Mount (OTWEM) is a breakthrough in aeronautics engineered by Honda and the culmination of more than 20 years of technological innovations and aviation design. Its unique configuration dramatically improves performance and fuel efficiency by reducing aerodynamic drag. Additionally, baggage capacity is larger than any light jet in its class, cabin room is increased and cabin noise is reduced. This is the world's most advanced light jet. By employing this unique technology, the HondaJet offers the best performance and comfort in its class.





Natural Laminar Flow (NLF) Technology Maximizes Performance

Advancements in aerodynamics and NLF technology were applied to the design of the main wing airfoil and fuselage nose shape of the HondaJet to reduce aerodynamic drag. This cutting-edge engineering innovation contributes to:

- High cruising speed
- Increased fuel efficiency

NLF technology is further proof of Honda's unyielding approach to research, thoughtful design and pioneering engineering.





From the Sky, a Greater

Appreciation of the Earth

Honda Aircraft Company is committed to protecting our environment. Crafting and constructing a jet that can use much less fuel is not merely a byproduct of design; it is core to it. Beyond fuel efficiency, we reduced noise emission. Our environmental responsibility is also evident in our LEED GOLD-certified headquarters building.

Our commitment to the environment and the future of tomorrow's generations continues with the Blue Skies for Our Children initiative. Blue Skies for Our Children represents Honda's environmental vision of a society in which future generations can experience the joy and freedom of mobility while living within a sustainable society.



BLUE SKIES FOR
OUR CHILDREN





We're Not Just Building a New Jet. We're Building a New

Standard

in Aviation.

Honda Aircraft Company

An investment in a private jet is a substantial one; so is investing in the people, operations and facilities to design, build and service that jet.

Honda Aircraft Company, headquartered in Greensboro, North Carolina, USA is a state-of-the-art R&D center and production facility building the fastest, most fuel-efficient jets in their class. Honda Aircraft Company associates have assembled here from more than 40 countries around the world to produce one of the most distinctive and advanced aircraft ever to take to the sky.



Honda Aircraft Company's global headquarters at Greensboro, North Carolina's Piedmont Triad International Airport is a major commitment to customers and to the industry. From left: R&D Center, Headquarters, Production Facility and Customer Service Facility.

The company's global R&D facility is the site for flight testing, structural testing and system integration.

Final assembly of the HondaJet takes place at Honda Aircraft Company's over 133-acre state-of-the-art campus.

Honda Aircraft Company's approximately 90,000-square-foot Customer Service Facility complements the services that customers receive at facilities across the HondaJet Dealer Network.

The

Progression

of Human Mobility

HONDA

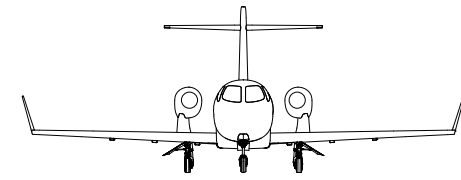
For more than 60 years, Honda has helped the human race move with more speed, economy, grace and joy. The HondaJet is the epitome of continually improving human mobility. The commitment to flight by Honda — a globally recognized and respected company — is as steadfast as its dedication to more landbound endeavors.



Specifications

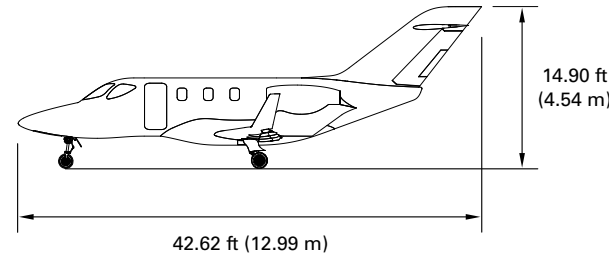
Performance

Maximum Cruise Speed @ FL300	422 KTAS
Maximum Cruise Altitude	FL430
Rate of Climb	3990 ft / min
NBAA IFR Range (4 occupants)	1223 nm
Takeoff Distance	<4000 ft
Landing Distance	<3050 ft



Engines

Manufacturer / Model	GE Honda / HF120
Output (Uninstalled Thrust)	2050 lbf / each Derated from 2095 lbf / each
Bypass Ratio	2.9

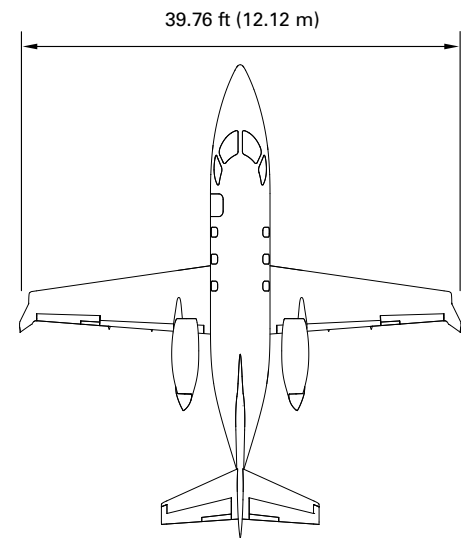


External Dimensions

Length	42.62 ft [12.99 m]
Wing Span	39.76 ft [12.12 m]
Height	14.90 ft [4.54 m]

Configuration

Typical Configuration	1 crew + 5 passengers (2 crew + 4 passengers)
Alternative Configuration	1 crew + 6 passengers (2 crew + 5 passengers)
External Baggage	66 cubic ft



Ownership Experience

- Comprehensive standard warranty covering three years or 1500 flight hours
- Complete life cycle support anchored by Flight Ready maintenance service program
- HondaJet dealer service centers generally within 90 minutes' flight time
- FlightSafety® International pilot and maintenance technician training



Flight Deck

Garmin G3000 next-generation, all-glass avionics system

Class-leading layout with three 14-inch landscape-format displays

Dual touchscreen controllers for overall avionics and systems management

Passenger Cabin

Executive seating for four in classic club configuration and single side-facing seat¹

Fully adjustable leather seats,² stowable executive tables,³ and electronically dimmable windows⁴

Interior dimensions
17.80 ft [5.43 m] L x 5.00 ft [1.52 m] W x 4.83 ft [1.47 m] H

Lavatory

Fully private aft lavatory

Flushing toilet (externally serviceable option)

Solid-surface vanity with elegant cobalt-blue washbasin available

Baggage

Nose compartment
9 cubic feet of space, externally accessible

Aft compartment
57 cubic feet of space, externally accessible

66 cubic feet of combined stowage

¹ Side-facing seat optional

² Leather seating surface optional

³ Left-hand table optional

⁴ Electric pleated shades optional

The logo features a stylized, calligraphic 'HJ' monogram above the brand name 'HondaJet', which is written in a matching elegant script font.

HJ
HondaJet

HONDA