

October Happenings



BREATHE!!! School and schedules are beginning to set in and families are getting back to the regular schedules! WE DO NOT CELEBRATE "HALLOWEEN"

*No costumes or any mask will be allowed in the center

As you read through this months newsletter, think of ways that You may be involved in your childs learning ...Remember, We always have an Open Door Policy!!

TrueFit Newsletter

REMINDER!!

Our center offers transportation to and from school.
If you may need our service speak to your Director immediately.
Transportation Fees are due by the 1st of EACH MONTH.
If they aren't paid; We will not transport.

IMPORTANT DATES for OCTOBER

Oct 2 – Fundraisers begin (See front desk)
Oct 17 – Trotwood Trunk-or-Treat
Oct 30 – TrueFit Harvest Party

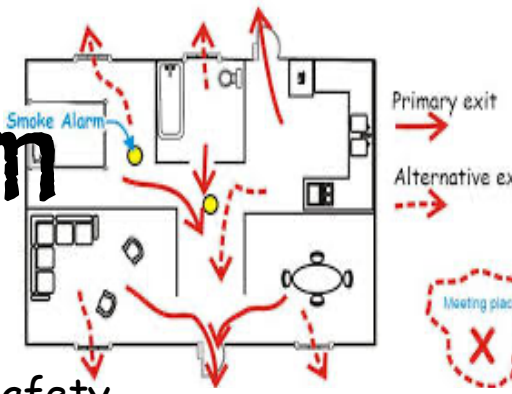


Please Note:
The success of children begins at home. We are excited that you've chosen us to help enhance your child education. For your child's retention of information be sure to ask them question about what they're learning that week. They'll be glad to tell.
Any suggestions??
Please see your director



Curriculum

Fire Safety



This week we'll go over Learning the Rules of Fire Safety.

Stop.Drop.and Roll. is perhaps the most common, however fire safety is everything you need to know to be safe, to make your home safe, and knowing what to do if ever a fire starts in your home through the "Three Ps": Prevention, Planning and PRACTICE!! Parents this will be a good time to discuss home rules with your child. "Don't play with fire", "Don't play with electrical outlets", ect. This will also be a good time to check all Smoke Detectors. Have (or Create) a Family Escape Plan. Be sure to include a Meeting Place. PRACTICE!!! Practice quick, organized reactions with your family: Get Low and Stay Low!!



Learning Autumn


This week enjoy the changing of our season!!! Leaves are falling and their colors are changing.

During circle time we'll talk about our season and the changes from Summer to fall. Temperature, Sunset, Leaves, Trees and, Flowers...All these things have changed. With all the leaves that have fallen, children will use them with painting!! Children will be able to see the different textures of the leaves as well as comparing and contrast ideas from the different leaves we may gather from the different type of trees available. If children would like to bring in a few leaves from Home, this would be a perfect time to do so!!





Curriculum



Things that Fly (Bats and Birds)

During this week in we will be exploring the fun of Things that Fly. This will be more of a lesson to teach diversity. Just because something looks the same, doesn't mean it's the same. Using different types of birds, bats, and other animals that fly, children will view shadow images and try to determine What animal it is. Some may be easy because of the shape or size, and some may be hard to distinguish. Children will be able to talk what's alike and/or different from themselves and others.

Pumpkins/Harvest


It's that season of Sweet Potato and Pumpkin Pie! Learning about pumpkins children will talk about the different parts and label pumpkins. What's on the inside?? Children may come home with a tasty treat from the pumpkin after we cut and clean them out as a class. Preschoolers will be visiting a local pumpkin patch this week so be sure to dress appropriately for the muddy area. On Thursday we will have our yearly Harvest Party!! Please donate any Candy, Juice, or Wrapped Goods.








Preschoolers Are Natural Mathematicians

Preschoolers aren't yet ready to memorize multiplication tables, but every day in the classroom they explore math concepts they will use when they move on to primary school. Try these ideas at home to help your preschooler explore math.

 **Offer containers filled with small treasures.** Think of lids, buttons, shells, beads, pieces of ribbon, pinecones, acorns, and similar items as the tools of math learning. Preschoolers will naturally sort them by size, color, and shape; they will count and compare collections; and they will talk about what they are doing and why—especially if a grown-up joins in. *I saw you examine each button before placing some of them in the blue bowl. What were you looking at?*

 **Talk about math.** Include math talk when cooking, playing at the park, and at bedtime. *Our family has five people eating dinner. How many ears of corn should we shuck? How many times do you want me to push you in the swing? We can read three books together before turning out the light. You can choose three books from the shelf.*

 **Measure things.** Preschoolers enjoy using measuring tools, like rulers and tape measures, and creative items, like shoes and plastic chains. Ask questions that invite your child to measure something. *How wide is your bed? How tall is our dog? How many shoes long is the carpet?*

 **Build together.** Make buildings from wooden blocks, Legos, a collection of recycled items, or shoe boxes with the tops taped shut. Try masking tape to hold the structures together. Talk about shapes, sizes, widths, and heights as you build. Then get out the tools and take some measurements. *How did you make the building so high? How wide is the bottom of the structure?*

Visit the following websites for more information about math for preschoolers:

www.robmadell.com This website is for parents who want to help their children ages 3–8 understand math.

<http://families.naeyc.org>
Search NAEYC For Families for articles about supporting young children's math learning.

A message from your child's teacher _____



TINY SCHOLARS UNIVERSITY X TRUEFIT CHILDCARE CENTER PRESENTS....

FALL FAMILY Fun Day

THURSDAY OCTOBER 30TH-6PM-8PM

DAKOTA COMMUNITY CENTER

33 BARNETT ST DAYTON, OHIO 45402

RAFFLE PRIZES

FUN GAMES

LIVE MUSIC

CHILI COOK-OFF CONTEST

LEARNING ACTIVITIES

FREE BOOKS

FIRE TRUCK PUMPKIN DROP

TRUNK OR TREAT

FREE FOOD

FACE PAINTING

CANDY

STORY BOOK COSTUME THEME

FREE
ADMISSION

OPEN TO THE
COMMUNITY

