



Dears Members of the WMQG,

I am writing this in hopes that our cities and towns will soon be free to gather, even if we have to stay 6 feet apart! I also believe that the best thing we can do for us, our friends and family is to wear masks when we leave the house.

I saw Paula Chambers on Friday, April 24. She misses us as much as we miss her. They are retiring. She has been the keeper of many scrapbooks and such for us, so it is now in my possession. We had a hug between masked friends. Just couldn't help it.

I am not sure when we will be able to meet as a group again. The scientists are working on finding a vaccine and stemming the tide of this pandemic. I believe in their diligence to find answers.


When we do meet, we will need to have the nominating committee recommendations for Vice President since she has served two years and the rest have served one year. Nominations from the floor will be taken for all positions. I think that a pandemic is reason enough to catch up the best we can, despite not handling these issues as required by our By-Laws. As well as electing officers, we will be voting on the nominees at our next meeting and installing them unless that is disputed.

I hope you have all been completing your President's Challenge, especially since it was supposed to have been ready at the April meeting. I know I am so ready to see your Color Explosions!

I would like to have a General Board Meeting before the next Guild meeting at 5:15. If you have any concerns or topics you would like us to consider, please let me know so I can put them in the agenda.

Take care, keep making your creations, and be well!

Nancy Wicker



Upcoming Events

May 5 Cinco de Mayo

May 10 Mother's Day

May 25 Memorial Day

June 14 Flag Day

Next meeting Officer's Election & Pot Luck

OUR OFFICERS

President: Nancy Wicker
V. President: Peggy Coe
Secretary: Barbara Johnston
Treasurer: Marilyn Sike & Susan Carpenter
Programs: Mitchie Brown & Lenor Davis
Hospitality: Jan Crain-Wayman
Community Sew: Amanda & Sherel
TLC: Plezie Johnson
Ways & Means: Dee Frizzel & Cris Ross
Membership: LaDonna Myers
Historian:
Publicity: Kathy Hepner
Newsletter, Facebook,
Webpage: Vicki Nightingale
Quilt Show Chairman: Vicki Nightingale

March 2020 Meeting Minutes

The meeting was called to order at 7:00 p.m. There were 25 members in attendance and one visitor. Mitchie Brown brought a guest. She and her guest, Kate Starcher both received a fat quarter for attending.

Four members celebrated Birthdays during the Month of March. They are Cheryl Boydston, Thelma Smith, Nell Wallace and Sara.

A motion was made by Chris Ross and seconded by Sharon to approve the February meeting minutes. A motion was made by Vicki Nightingale and seconded by Peggy Coe to approve the Treasurers report as printed in the newsletter. All were in favor of both motions.

Kate Starcher is the Area Coordinator for Quilts of Valor for SW Oklahoma. She explained a Quilt of Valor is presented to Military Soldiers to thank them for their service. A Quilt of Valor should be approximately 60 X 80 inches and should be in red, white and blue. No branch specific fabric or materials with large floral prints are allowed. A Quilt of Valor should be quilted and not tied. A pattern was provided for the Friendship Chain Block. This would make a great Quilt of Valor.

Those willing to contribute a Quilt of Valor can drop off their quilt either at Quilt N Bee in Cache, or at Johnsons Quilt shop in Altus. A presentation will be made on May 30th. Fifty quilts will be presented to Military Members that day.

The next Quilts of Valor sew day will be on next Saturday from 10 a.m. to 2 p.m. at the Community Center in Cache, Oklahoma. You do not have to be a member of Quilts of Valor to participate, but it only costs \$15 to join.

The Quilts of Valor organization is looking for a new district coordinator, as Kate is moving. She is hoping to find a coordinator from Lawton.

New Business: An ad was placed in the Garden show flyer advertising for the Quilt Guild.

The nominating committee is looking for volunteers to run for office. The Vice President position must be filled.

The President's Challenge is due at the April guild meeting. Members will vote for the best quilt. Prizes will be awarded for 1st, 2nd and 3rd place winners. The rules for the Presidents challenge are at least 3 - 7 bright colors should be used. The quilt may be no larger than 60 inches in circumference. White and black may be used for cornerstones or sashing. The quilt should be your creation. You may use any dimensional element you desire.

Sew Social will be held on Friday from 10 a.m. to 2 p.m. You will need a 7-inch zipper a couple of pieces of fabric. The dimensions will be posted in the newsletter.

Hospitality: A big Thank You to all those who brought food tonight. One more person was needed to bring a savory item for the April meeting. A person volunteered.

Prayers for Judy Haley whose brother passed away and for Nell Wallace whose son passed away.

Ways and Means is requesting items be brought for next month.

The Quilt Show Quilt was revealed at the meeting. Thanks to all who helped with piecing and especially Lee Diaz for putting the quilt together and Donna doing the quilting. The quilt is stunning. Raffle tickets will be available at the April guild meeting.

There will be a Quilt Show meeting for members of the Quilt Show Committee on March 26th. If you know of a place where we can take the quilt to show, please let Vicki know. Please bring fat quarters for the quilt show baskets. There are t-shirts available to advertise for the quilt show. They are \$14 each up to a 2X and \$16 for 3X or above.

Several items were presented for Drag and Brag.

Our program tonight was a game of Jeopardy. Quilting terms were used as clues. Favorites were WOMBAT - What's on my big assed table and FART - fabric accumulating road trip. Everyone had a great time. Thanks to Mitchie and Lenor for the fun!


**Wichita Mountains Quilt Guild
Treasurer's Report
March 2020**

Beginning Balance- 02/28/20	<u>\$9952.81</u>
Income	
Membership	\$24.00
Interest for March	\$.82
Subtotal	<u>\$9977.63</u>
Expenses:	
Publicity	\$74.00
Ending Balance-03/31/20	<u>\$9903.63</u>

Things to do while in quarantine!

1. First and more important stay safe!
2. Finish your President's Block if not finished.
3. Cut or save Fat Quarters for the Fat Quarter Basket at the Quilt Show.
4. Make masks, masks, masks
5. Sew on something fun !
6. Finish a UFO!
7. Make clothes or items for Penny. We want her be the best dressed girl in town!

CREATIONS From COVID-19 CHALLENGE



Since we didn't get to hold an election of officers, members of your Lame Duck board thought it would be nice to have a project to help hold our guild together during this time of sheltering in place and social distancing. We decided to each make a rule and have a "Creations from Covid-19" challenge. If you choose to meet the challenge, you must follow all five rules. For now, there is no due date. And of course, there is no limit to how many challenge quilts you may make.

Creations from Covid-19 rules:

Nancy: Perimeter must be no less than 40 inches and no more than 200 inches

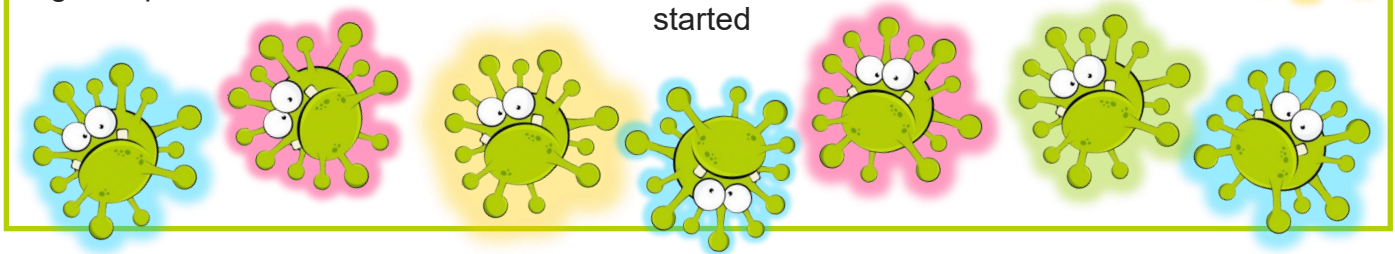

Barbara: No black fabric maybe used

Susan: Contain no red color

Peggy: Must use embroidery somewhere on the quilt

Lenor: Use a technique or tool you have never used before

Happy quilting and let us hear about or even see pictures of your quilt in progress. It might inspire someone who hasn't started



President's Challenge for 2019-2020

I would like you to make a creation!

- 1) Using a minimum of 3-7 bright, sparkling colors, which make a splash, create your Color Explosion. The fabric may be any kind you want: satin, netting, prints, wool, linen, etc. This creation should please YOU.
- 2) White or black may be used for binding, outside bordering, cornerstones, or sashing. No 'block' may be black or white within the body of the quilt.
- 3) Quilts may be no larger than a total or 60" perimeter, but may be smaller. The content; shapes like circles, triangles, and other geometrical shape or even a 'blob' is up to you. This is your creation!
- 4) Use any dimensional element like beads, applique, mixed media, 3D fabric element, or whatever you think is a dimensional element.
- 5) Please use a label on the back, any size, any place.

Prizes awarded for 1st, 2nd, & 3rd place at the next meeting



Quilt Show Information

I don't know what is going to happen this year but my thought is to continue planning for the quilt show.

Lenor has the raffle tickets for the American Girl Doll and Quilt to begin the sales of the tickets. I am attaching a picture of the quilt and Penny. If you have it on your phone you can show it to people. The postcards will also have their pictures.

I have been working on the grant. Kathy Hepner has been helping with the publicity part of the grant and Marilyn with the finance part of the grant.

When we have another meeting there will be lots to discuss. Items to discuss are:

1. Changes to the quilt entries
2. Repurposing last year ribbons and checking to see what needs to be ordered
3. Discuss the price of advertising in the program. I will have previous years to show.
4. Where and what signs are needed for advertising and at the show.
5. Other committee members check in what they have done or need to do and if they have any questions.

Order your Quilt Show tee shirts from Diane Fizzel. It is ice-dyed in many bright colors with the name and dates of the show on the front. Her daughter created the tee shirt and will be producing them. The cost will be \$14 for sizes up to 2X. Sizes from 3X to 5X will be available for \$16.

While you are sewing or cleaning your sewing room please collect fat quarters to give to Jan for the Fat Quarter baskets. Remember a **Fat Quarter** is a quarter of fabric is a one-fourth yard cut that usually measures 18" x 22".

Please continue making clothes for Penny.

I still need volunteers to

Schedule the events and get volunteers to take the raffle quilt and doll to sell tickets

Demonstrations - Find people usually vendors or members to demonstrate techniques at the quilt show

Program - To prepare the program booklet for the quilt show

Door Prizes - Collect Door Prizes to be given away during the quilt show

Show setup - Setting up the quilt show

Vicki, Quilt Show Chairman

Brag & Drag





Look what we made in at our last SewSo-
cial! These nifty bags can be used for lots
of items.



Who are these People?

How Many Masks were made by the WMQG Members?



