

Radiadores


PHAR

- POST-ENFRIADORES

BBCAC-001

INTERNATIONAL 4900 JOROBADO 4300-4900

CORE SIZE:
23" X 29 1/8" X 1 3/4"
INLET:
3 1/2"
OUTLET:
3 1/2"
RADIADOR:
3975 90-02




001

DICAC-001

POSTENFRIADOR DINA

PANAL:
30 5/16" X 24 11/16" X 1 3/4"
T. ENTRADA:
4"
T. SALIDA:
4"
RADIADOR:
8181 07-10




002

DOCAC-001

2008 DODGE RAM 5500 PICKUP/2003-2009 DODGE RAM PICKUP

CORE SIZE:
27 1/2" X 24 1/4" X 1 3/4"
INLET:
3 1/2"
OUTLET:
3 1/2"
RADIADOR:
A2711-44C



003

FRCAC-001

CLAS M2 07/C11299-00/C120 97-01/CLAS CST 112 97-03 COLUMBIA 03-11

PANAL:
36 13/16" X 26 3/4" X 1 3/4"
T. ENTRADA:
4"
T. SALIDA:
4"
RADIADOR:
8024




004

FRCAC-002

FLD11264ST 92/FLD12064ST 89-92/FLD12064TX 94

PANAL:
30 1/2" X 21 3/8" X 1 3/4"
T. ENTRADA:
4"
T. SALIDA:
4"
RADIADOR:
5603 93-99




005

FRCAC-003

CLASSIC 120 06-07/COLUMBIA 112 06-07/FL60 BASE 94-03
STERLING FL SERIES 60-80

PANAL:
25 1/8" X 26 13/16" X 1 3/4"
T. ENTRADA:
3 1/2"
T. SALIDA:
3 1/2"
RADIADOR:
8024




006

FRCAC-004

B2 BASE 06-08/CENTURY CLAS C112 98-00/COLUMBIA 04-05 FLD120

PANAL:
30 1/2" X 21 3/8" X 1 3/4"
T. ENTRADA:
4"
T. SALIDA:
4"
RADIADOR:
5603 93-99




007

FRCAC-005

FLD 112 SERIES 95-02

PANAL:
36 13/16" X 22 3/16" X 1 3/4"
T. ENTRADA:
4"
T. SALIDA:
4"
RADIADOR:
8022




008

FRCAC-008

COLUMBIA-C112-C120/CENTURY CLASS/FLD120 ARGOSY 2000-2006
STERLING AT9500/7500/8500

PANAL:
36 13/16" X 26 3/4" X 1 3/4"
T. ENTRADA:
4"
T. SALIDA:
4"
RADIADOR:
8059



009

FRCAC-009

FLD 112, 120 "98-03" M2 106

CORE SIZE:
36 3/4" X 22 1/2" X 1 3/4"
INLET:
4"
OUTLET:
4"
RADIADOR:
8022 03-07




010

FRCAC-010

B2 BASE 06-08/BUSINESS CLAS M2 07-08/M2 106 BASE 04-07

PANAL:
27 1/2" X 14" X 2 1/4"
T. ENTRADA:
3 1/2"
T. SALIDA:
3 1/2"




011

FRCAC-011

CASCADIA 08-13/FLD 08-09/STERLING AT 9500 08-09 800068

PANAL:
34 3/4" X 25" X 2 1/4"
T. ENTRADA:
4"
T. SALIDA:
4"



012

GMCAC-001

CHEVROLET CHARGE AIR COOLER KODIAK

CORE SIZE:
30 7/8" X 25 15/16" X 1 3/4"
INLET:
6 1/2"
OUTLET:
6 1/2"
RADIADOR:
6036 90-97




013

GMCAC-002

CHEVROLET CHARGE AIR COOLER KODIAK

CORE SIZE:
30 7/8" X 23 13/16" X 1 3/4"
INLET:
8 1/2"
OUTLET:
8 1/2"
RADIADOR:
6235 90-97



014

HYCAC-001

SUPER AERO CITY 14-15

PANAL:
34 3/4" X 21 1/2" X 2 1/4"
T. ENTRADA:
3 1/2"
T. SALIDA:
3 1/2"




015

INCAC-001

INTERNATIONAL 2555 BASE 94-02/2574 BASE 95-03/2654 BASE 99-00
EAGLE 9100 9100i 98-03 9200 9200i 97-03 9400 9400i 97-06 9900 99-07

PANAL:
41" X 24 13/16" X 1 3/4"
T. ENTRADA:
4"
T. SALIDA:
4"
RADIADOR:
5967 94-03




016

INCAC-002

INTERNATIONAL VENTANA BUS 94-06 4900 94-99

CORE SIZE:
22 13/16" X 12 1/16" X 2 1/4"
INLET:
4"
OUTLET:
4"
RADIADOR:
3973 / 3974 94-99




017

INCAC-005

INTERNATIONAL AUTOBUS 94-04

CORE SIZE:
23 X 12 5/8" X 2 1/4"
INLET:
3"
OUTLET:
3"
RADIADOR:
8175 / 8193



018

INCAC-006

INTERNATIONAL 8000 07-10/PROSTAR PRO 08-11 GAGLE 9100i 9200i 9400i 9900i 07-09

PANAL:
39 1/4" X 11 9/16" X 3 3/4"
T. ENTRADA:
4"
T. SALIDA:
4"
RADIADOR:
8143



019

INCAC-007

SERIES PROSTAR 08-12 EAGLE 9100i 9200i 9400i 9900i 07-09

PANAL:
39 3/4" X 13 1/16" X 3 3/4"
T. ENTRADA:
4"
T. SALIDA:
4"
RADIADOR:
8343




020

INCAC-010

BASE 3700, 7600, 8600, 9200i, 9400i 03, 9900, 9900i, 9900ix 99-07

PANAL:
30 1/4" X 15 5/16" X 3 3/4"
T. ENTRADA:
4"
T. SALIDA:
4"




021

INCAC-011

INTERNATIONAL 4700-7300 SERIES 02-07

PANAL:
27 7/8" X 9 3/4" X 3 3/4"
T. ENTRADA:
3"
T. SALIDA:
3 1/2"




022

INCAC-015

BASE 7000, 7300, 7400, 7500, 7600 WORKSTAR 08-10

PANAL:
46 3/4" X 24 9/16" X 1 3/4"
T. ENTRADA:
4"
T. SALIDA:
4"
RADIADOR:
8201



023

KECAC-001

T800 BASE 2006-2007

PANAL:
28 7/16" X 27 7/16" X 1 3/4"
T. ENTRADA:
4"
T. SALIDA:
4"
RADIADOR:
5594 / 6213 44-10




024

KECAC-002

K100 90"/T2000 99-06/T300 96-05/T600A 06-07

PANAL:
28 7/16" X 27 7/16" X 1 3/4"
T. ENTRADA:
4"
T. SALIDA:
4"
RADIADOR:
5599 / 6213 94-10



025

KECAC-003

KENWORTH T-2000 97-07/T800 02-03

PANAL:
39 7/16" X 25 1/16" X 1 3/4"
T. ENTRADA:
4"
T. SALIDA:
4"
RADIADOR:
8061



026

KECAC-004

KENWORTH T-300 95-05/T400 95-98 T800 04-07

PANAL:
37" X 17 1/16" X 1 3/4"
T. ENTRADA:
4"
T. SALIDA:
4"
RADIADOR:
5736




027

KECAC-005

T800H/T800W/W900B 96-03/C500B 07-12

PANAL:
34 7/8" X 22 7/8" X 2 1/4"
T. ENTRADA:
4"
T. SALIDA:
4"
RADIADOR:
8048



028

KECAC-006

KENWORTH T660 08-13/W900 81-11

PANAL:
29 1/4" X 31 1/32" X 1 3/4"
T. ENTRADA:
4"
T. SALIDA:
4"
RADIADOR:
8174




029

KECAC-007

KENWORTH T300-T370/PETERBILT 330, 335, 340

PANAL:
37" X 16 1/16" X 1 3/4"
T. ENTRADA:
4"
T. SALIDA:
4"
RADIADOR:
8289 / 8287 08-11




030

KECAC-010

**KENWORTH T300 03-07/T800 07/W900 83
PETERBILT 330 03-07/335 05-07/340 07**

PANAL:
32 3/8" X 9 3/16" X 3 3/4"
T. ENTRADA:
3 9/16"
T. SALIDA:
3 9/16"
RADIADOR:
8062




031

MECAC-001

MOTOR: 924

PANAL:
23 1/2" X 23 11/16" X 2 1/4"
T. ENTRADA:
3 1/8"
T. SALIDA:
3 1/8"
RADIADOR:
8207 09-10




032

MECAC-002

MOTOR: 904/906

PANAL:
30" X 20 7/8" X 2 3/4"
T. ENTRADA:
3 15/16"
T. SALIDA:
3 15/16"
RADIADOR:
6238 03-07




033

NBCAC-001

FLEXLINES/NOVA BUS METRO TRANSIT BUSES

CORE SIZE:
25" X 20 3/8" X 1 3/4"
INLET:
4"
OUTLET:
4"



034

PBCAC-001

PETERBILT 357-377-379-385

CORE SIZE:
33 5/8" X 29 15/16" X 1 3/4"
INLET:
4 1/8"
OUTLET:
4 1/8"
RADIADOR:
8036 89-07



035

VOCAC-001

VN SERIES 86-07

PANAL:
34 1/4" X 36 1/16" X 1 3/4"
T. ENTRADA:
4"
T. SALIDA:
4"
RADIADOR:
6003 00-08




036

VOCAC-002

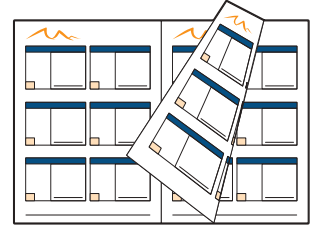
VN SERIES 99-07

PANAL:
34 1/4" X 36 1/16" X 1 3/4"
T. ENTRADA:
4"
T. SALIDA:
4"
RADIADOR:
6003 00-09



**PRUEBA NUESTRA
VERSION IMPRESA**

EN LÍNEA
www.phar.com.mx



037

NOTAS

Blank lined area for notes, with a stylized orange wave logo at the bottom.

