

fiac
AIR COMPRESSORS

E 215

Catalogo
compressori d'aria
a pistoni

Catalogue
piston
air compressors



Tecnologia italiana dal 1977 per una scelta che dura nel tempo
Italian technology since 1977 for a choice that lasts overtime





FIAC Italy Headquarter

FIAC Air Compressors S.p.A.
Bologna

FIAC China

FIAC Air Compressors Jiangmen Ltd.
Guangdong

FIAC Brazil

FIAC Compressores de Ar do Brasil Ltda
Araraquara

FIAC France

Domac Sarl
Vierzon

FIAC UK

Wilkinson Star Ltd.
Manchester

FIAC Argentina

FIAC Argentina S.A
Buenos Aires

FIAC Russia

FIAC Rus
Moscow

FIAC Poland

Airgroup
Warsaw



FIAC IN THE WORLD



Compressori d'aria coassiali
Direct driven air compressors



Compressori d'aria con trasmissione a cinghia
Belt driven air compressors



Compressori d'aria insonorizzati a pistone
Silent piston air compressors



Motocompressori
Petrol engine air compressors



Trattamento dell'aria
Air treatment





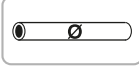

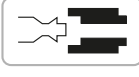




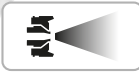

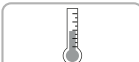
Gruppi compressori d'aria
Air compressor pumps



Accessori pneumatici
Air Tools

	I Capacità serbatoio GB Tank capacity F Capacité réservoir	D Behälterkapazität E Capacidad calderin P Capacidade reservatorio	NL Tankinhoud S Tank kapacitet DK Tankens kapacitet	SF Säiliön tilavuus RUS Ёмкость ресивера CN 儲氣罐容量
	I Pressione sonora (rilevata a 4 metri) GB Sound pressure (measured at 4 mt.) F Pression sonore (mesuré à 4 mètre)	D Schalldruck (Schallpegel in 4 m Abstand) E Presión sonora (detectada a 4 m de distancia) P Pressão sonora (detectada a 4 metro)	NL Geluidsdruk (gemeten op 4 meter afstand) S Ljudtryck (uppmätt på 4 m avstånd) DK Lyd tryk (målt i afstand på 4 m)	SF Äänenpaine (4 metrin etäisyydeltä mitattuna) RUS Звуковое давление (На высоте 4 метра) CN 聲壓 (4米距離)
	I Senza olio GB Oil free F Sans huile	D Ölfreie E Sin aceite P Isento de óleo	NL Zonder olie S Oljefri DK Uden olie	SF Ilman öljyä RUS без а сляный CN 无油
	I Potenza resa GB Output power F Puissance en sortie	D Abgegebene Leistung E Potencia producida P Potência fornecida	NL Nuttig vermogen S Uteffekt DK Nettoeffekt	SF Antoteho RUS Отдаваемая мощность CN 輸出功率
	I Gruppo GB Pump F Groupe	D Aggregat E Bomba P Cabeçote	NL Pomp S Pump DK Enhed	SF Yksikkö RUS Насосный агрегат CN 機頭
	I Cilindri/stadi GB Cylinders/stages F Cylindres/étages	D Zylinder / Stufen E Cilindros/etapas P Cilindros/estágios	NL Cilinders/stadia S Cylindrar/nivåer DK Cylindrefaser	SF Sylinterit/vaihe RUS Цилиндры/ступени CN 中缸
	I Aria aspirata (1 m ³ = 1.000 litri) GB Air displacement (1 cu. m. = 1.000 liters) F Air aspiré (1 m ³ = 1.000 litres)	D Ansaugleistung (1 m ³ = 1.000 Liter) E Aire aspirado (1 m ³ = 1.000 litros) P Ar aspirado (1 m ³ = 1.000 litros)	NL Inlaatlucht (1 m ³ = 1,000 liter) S Cylindervolym (1 kb = 1,000 liter) DK Indsugnet luft (1 m ³ ~ 1,000 l)	SF Imetty ilma (1 m ³ ~ 1,000 litraa) RUS Всасываемый воздух (1 куб.м - 1.000 литров) CN 排氣量 (1m ³ =1000升)
	I Aria resa GB F.A.D. F Débit	D Liefermenge E Caudal de aire P Ar entregado	NL Netto lucht opbrengst S Frittluftflöde DK Effektivt luft	SF Vapaa tuotto RUS Выброс воздуха CN 排氣量
	I Pressione massima di lavoro GB Max. working pressure F Pression maximum de fonctionnement	D Maximaler Arbeitsdruck E Presión máxima de trabajo P Pressão máxima de trabalho	NL Maximale bedrijfsdruk S Max. arbetstryck DK Maks. arbejdstryk	SF Maksimityöpainne RUS Полное рабочее давление CN 最大工作壓力
	I Potenza resa GB Output power F Puissance en sortie	D Abgegebene Leistung E Potencia producida P Potência fornecida	NL Nuttig vermogen S Uteffekt DK Nettoeffekt	SF Antoteho RUS Отдаваемая мощность CN 輸出功率
	I Potenza assorbita GB Input power F Puissance absorbée	D Aufgenommene Leistung E Potencia absorbida P Potência absorvida	NL Opgenomen vermogen S Ineffekt DK Effektforbrug	SF Syöttöteho RUS Поглощаемая мощность CN 輸入功率
	I Giri al minuto GB Rounds per minute F Tours par minute (min-1)	D Umdrehungen pro Minute E Revoluciones por minuto P R.P.M.	NL Toerental per minuut S Varv per minut DK Omdr./min.	SF Kierrosta minuuttisa RUS Оборотов в минуту CN 每分鐘轉速
	I Punto di rugiada GB Dew-Point F Point de rosée	D Taupunkt E Punto de rocío P Ponto de orvalho	NL Dauwpunt S Daggpunkt DK Dug punkt	SF Kastepiste RUS Точка росы CN 雾化点
	I Portata aria (1 m ³ = 1000 Nl Normal litri) GB Air flow (1 cu. m.=1000 Nl Normal liters) F Débit d'air (1 m ³ = 1000 Nl litres normaux)	D Liefermenge (1 cbm = 1000 l) E Caudal de aire (1 cu.m.= 1.000 Nl litros normales) P Fluxo de ar (1 m ³ = 1.000 litros Normal liters)	NL Luchtdebit S Luftflöde (1 kb = 1,000 liter (Normal liters) DK Luft strøm (1 kubik meter = 1000 Nl Normal liter)	SF Ilmanvirtaus 1kuutiometri = 1000 Nl RUS Воздушный лоток CN 排氣
	I Differenziale di pressione GB Differential pressure F Différentiel de pression	D Druckdifferential E Presión diferencial P Pressão diferencial	NL Drukverschil S Differentialtryck DK Differenstryk	SF Paine-ero RUS Разность давлений CN 压力差

Legenda / Symbols

	I Attacco GB Fitting diam. F Joint	D Verbindung E Diámetro de conexión P Acople	NL Aansluit diameter S Passnings diameter DK Forskrning diameter	SF Sovite halkaisija RUS Соединение (Диаметр) CN 配合尺寸
Cod.	I Codice del prodotto GB Product code F Code du produit	D Artikel Nr. E Código de Producto P Código produto	NL Produktcode S Produktkod DK Vare nummer	SF Tuotekoodi RUS Код CN 產品編號
	I Codice del prodotto in blister GB Product code in blister F Code du produit dans le blister	D Artikel Nr. in Blister E Código de Producto en blister P Código produto em blister	NL Kode van het produkt in de blister S Produktkod på delar i blister DK Vare nummer på varen i blister	SF Tuotekoodi kuplapakkaukselle RUS Код (блистер) CN 編號
Q	I Quantità di pezzi nel blister GB Pieces in blister F Pieces dans le blister	D Stk/Blister E Piezas en blister P Pecas em blister	NL Stuks in de blister S Delar i blister DK Stykker i blister	SF Kappalemäärä kuplapakkauksessa RUS Кол во в блистере CN 數量
	I Diametri tubo GB Hose diameters F Diamètre tube	D Schlauch Durchmesser E Diámetro de la manguera P Diámetro da manguera	NL Diameter van de slang S Slangstorlek DK Slange diameter	SF Letkun halkaisija RUS Диаметр шланга CN 管直径
	I Lunghezza tubo GB Hose length F Longueur du tube	D Schlach Länge E Longitud de la manguera P Cumprimento da manguera	NL Lengte van de slang S Längden på slangen DK Slange længde	SF Letkun pituus RUS Длина шланга CN 管長
	I Tipo di raccordo rapido GB Type of snap coupling F Type du raccord rapide	D Schnellkupplung Typ E Tipo de conexión P Tipos de engate rapido	NL Type snelkoppeling S Typ av klokpling DK Type af kobling	SF Pikaliittimen malli RUS Тип соединения CN 接頭種類
	I Fasi GB Phases F Phases	D Phase E Fases P Fases	NL Fasen S Faser DK Faser	SF Vaiheet RUS Фазы CN 電箱
	I Entrate e dimensioni GB Inlets and dimensions F Entrées et dimensions	D Eingänge und Abmessungen E Entradas y dimensiones P Dimensoes da entrada	NL Ingang en afmetingen S Inlopp och mått DK Indtag og størrelse	SF Sisäänmeno ja mitat RUS Входные отверстия и их размеры CN 輸入口尺寸
	I Uscite e dimensioni GB Outlets and dimensions F Sorties et dimensions	D Ausgänge und Abmessungen E Salidas y dimensiones P Dimensoes da saída	NL Uitgang en afmetingen S Utlopp och mått DK Udtag og størrelse	SF Ulostulo ja mitat RUS Выходные отверстия и их размеры CN 輸出口尺寸
A	I Campo di regolazione corrente GB Current range F Gamme courante	D Stromregulierungsfeld E Corriente P Regulagem corrente eletrica	NL Huidig gamma S Strömräckvidd DK Strøm interval	SF Virta-alue RUS Диапазон тока CN 電流
	I Scala graduata GB Pressure range F Gamme de pression	D Skala E Presión P Faixa de pressao	NL Gamma volgens druk S Tryck DK Tryck interval	SF Painealue RUS Диапазон давления CN 壓力
	I Diametro ugello GB Nozzle diameter F Diamètre du gicleur	D Düse Durchmesser E Diámetro de la boquilla P Diámetro dos bicos	NL Diameter van de sproeier S Storlek på munstycke DK Dyse diameter	SF Suuttimen halkaisija RUS Диаметр сопла CN 噴嘴尺寸
	I Codice set completo ricambi (ago, dise, cappello) GB Code of complete set of spares F Code du jeu complet des pièces	D Code Nr. kpl Ersatzteilesatz E Código de juego completo de recambios P Código de kit de pecas	NL Kode van de complete onderdelenset S Kod på reservdelset DK Vare nummer på komplet sæt af reservedele	SF Täydellinen varaosasarja koodi RUS Код набора запасных частей CN 配件編號
	I Capacità olio lubrificatori GB Lubricators oil capacity F Capacité d'huile du lubrificateur	D Schmieröl Menge E Capacidad del lubricador P Quantidade de óleo lubrificantes	NL Olecapaciteit van de vernevelaar S Oljekapacitet på smörjaggregat DK Olie mængde	SF Öljytymen öljytilavuus RUS Ёмкость смазчиков CN 油量

	I Consumo indicativo di aria compressa GB Approx compressed air consumption F Consommation approximative d'air comprimé	D Anzeigende Druckluftverbrauch E Consumo aproximado de aire P Consumo aproximado de ar comprimido	NL Gemiddeld luchtverbruik S Ungefärlig luftatgang DK Ca. luftforbrug	SF Ilmankulutus keskimäärin RUS Примерное потребление воздуха CN 需要氣壓
	I Peso netto GB Net weight F Poids net	D Netto Gewicht E Peso neto P Peso líquido	NL Nettogewicht S Nettovikt DK Netto vægt	SF Nettopaino RUS Вес нетто CN 淨重
	I Peso lordo GB Gross weight F Poids brut	D Bruttogewicht E Peso bruto P Peso bruto	NL Bruttogewicht S Brutto vikt DK Bruttovægt	SF Bruttopaino RUS Вес брутто CN 毛重
	I Cubatura m ³ GB Cubic meters F Cubage m ³	D Kubikmeter E Metros cúbicos P Cubicagem m ³	NL Kubieke meter S Kubikmeter DK Kubikmeter (m ³)	SF Tilavuus m ³ RUS Объем в кубометрах CN 體積
	I Prezzo € GB Price € F Prix €	D Preis € E Precio € P Preço €	NL Prijs € S Pris € DK Pris €	SF Hinta € RUS цена € CN 价格 €



I Con protezione termica automatica • **GB** With automatic thermal protection • **F** Avec protection thermique automatique • **D** Automatischer Theroschalter • **E** Con protección térmica automática • **P** Com protecção térmica automática • **NL** Met automatische thermische beveiliging • **S** Med automatiskt överhettningsskydd • **DK** Med automatisk termisk beskyttelse • **SF** Automaattisella lämpösuojalla • **RUS** С автоматической тепловой защитой • **CN** 帶自動式熱保護器



I Con protezione termica a riarmo manuale • **GB** With manual reset thermal protection • **F** Avec protection thermique à réarmorage manuel • **D** Theroschalter mit manueller Rücksetzung • **E** Con protección térmica de restauración manual • **P** Com protecção térmica a rearme manual • **NL** Met thermische beveiliging met handmatige reset • **S** Med manuellt inställt överhettningsskydd • **DK** Med termisk beskyttelse med manuel tilbage stilling • **SF** Manuaalisesti nollattavalla lämpösuojalla • **RUS** С тепловой защитой с ручным сбросом • **CN** 帶手動式熱保護器



I Disponibile versione a 400 Volt trifase • **GB** Available in 400 V three-phase • **F** Disponible en version V 400/50HZ/3PH • **D** Verfügbare ausführung mit 400 Volt -Drei-Phäsig • **E** Disponible version a 400 Volt trifasico • **P** Disponível versao em 400 Volts trifasico • **NL** Beschikbaar vanaf 400 V / 3 ~ • **S** Tillgänglig även i 400 V trefäs • **DK** Kan også fås i tre faser 400 V. • **SF** Saatavana myös 400 V kolme-vaiheisena • **RUS** Предлагается в варианте на 400 Вольт три фазы • **CN** 可供的三相四线电压工程



I Pressostato con protezione termica a riarmo manuale • **GB** Pressure switch with manual reset built-in thermal cutout • **F** Pressostat avec protection thermique à réarmorage manuel • **D** Druckschalter mit integriertem Theroschutz und manueller Rücksetzung • **E** Presostato con protección térmica de restauración manual • **P** Pressóstato com protecção térmica a rearme manual • **NL** Drukschakelaar met thermische beveiliging met handmatige reset • **S** Tryckströmbrytare med manuellt återställande motor skydd • **DK** Trykafbryder med termisk beskyttelse med manuel tilbage stilling • **SF** Paineatkaisin manuaalisesti nollattavalla lämpösuojalla • **RUS** Реле давления с тепловой защитой с ручным сбросом • **CN** 壓力開關帶手動式熱保護器



I Disponibile versione 14 bar su richiesta (+15%) • **GB** 14 bar version available upon request (+15%) • **F** Version à 14 bars disponible sur requête (+15%) • **D** Auf Anfrage Version mit 14 bar erhältlich (+15%) • **E** Disponible en versión de 14 bar, bajo requesta (+15%) • **P** Disponível versão com 14 bar por encomenda (+15%) • **NL** Op aanvraag is een uitvoering met 14 bar leverbaar (+15%) • **S** 14 bar version tillgänglig vid förfrågan (+15%) • **DK** Kan bestilles i version med 14 bar (+15%) • **SF** Pyydettyäessä saatavilla 14 baarin versiona (+15%) • **RUS** Вариант на 14 бар поставляется по заказу (+15%) • **CN** 根據實際要求可調至14Bar (+15%)



I Centralina temporizzata • **GB** Control panel with timer • **F** Boîtier de contrôle temporisé • **D** Steuerzentrale mit Timer • **E** Unidad temporizada • **P** Central temporizada • **NL** Regeleenheid met timer • **S** Kontrollpanel med timer • **DK** Kontrolhenhed med timer • **SF** Ajustettu keskusyksikkö • **RUS** Пульт управления с таймером • **CN** 控制板帶計時器



I Disponibile avviamento stella-triangolo • **GB** Available with automatic star-delta starter • **F** Version disponible avec départ étoile-triangle • **D** Verfügbare ausführung mit Stern-dreieck-Schalter • **E** Disponible con arranque automatico estrella-triangulo • **P** Versao disponível com arranque estrela triangulo • **NL** Verkrijgbaar met ster-driehoekaanloop • **S** Även Tillgänglig med Y/D - start • **DK** Kan også fås med automatisk stjerne trekant • **SF** Saatavana myös automaattisella star-delta- käynnistyskellä • **RUS** Предлагается в варианте с пуском с переключением со звезды на треугольник • **CN** 可供的星-三角形自動起動機



I Serbatoio con trattamento di verniciatura interna • **GB** Air receiver with internal coating • **F** Réservoir avec traitement de cohémentation interne • **D** Kessel mit innen-Lackierung • **E** Calderin con tratamiento interno de pintura • **P** Reservatorio com pintura interna • **NL** Ketel met binnencoating • **S** Luftbehållare med inre beläggning • **DK** Indvendig behandlet tank • **SF** Säiliö pinnotettu sisäpoollelta • **RUS** Песибеп со специальным покрытием против коррозии • **CN** 儲氣罐內壁塗層




I Con 4 ruote pivotanti • **GB** With 4 swivel wheels • **F** Avec 4 roues pivotantes • **D** Mit 4 Drehräder • **E** Con 4 ruedas giratorias • **P** Com 4 rodas pivotantes • **NL** Met 4 zwenkwielen • **S** Med 4 vridbara hjul • **DK** Med 4 dreje hjul • **SF** 4 pyörää • **RUS** На четырех колесах • **CN** 萬向轉動輪



COMPRESSORI D'ARIA AIR COMPRESSORS

HOBBY 6 - BATAIR

6 L OIL FREE



HOBBY 6



BATAIR



Compressori d'aria coassiali senza olio Oil free direct driven air compressors

HOBBY 6



Type	Cod.									LxPxH				
230/50/1Δ		ℓ	ℓ/min	CFM	m³/h	bar	psi	Watt	Grup. Pump	Cil. St.	min-1	dB (A)	mm in	kg lb
HOBBY 6	9995970000	6	33	1.1	2	6,8	98,5	300	-	1/1	4600	75	270x340x300 10.6x13.3x11.8	7 15
HOBBY 6 + KIT	9996890000	6	33	1.1	2	6,8	98,5	300	-	1/1	4600	75	270x340x300 10.6x13.3x11.8	7 15

BATAIR



Type	Cod.									LxPxH				
230/50/1Δ		ℓ	ℓ/min	CFM	m³/h	bar	psi	Watt	Grup. Pump	Cil. St.	min-1	dB (A)	mm in	kg lb
BATAIR	9109880000	6	160	5.7	9,6	8	116	1100 Peak	F 3001	1/1	2450	68	330x11.7x450 13x8.5x15.8	10 22
BATAIR + KIT	9109880100	6	160	5.7	9,6	8	116	1100 Peak	F 3001	1/1	2450	68	330x11.7x450 13x8.5x15.8	10 22



F3100 - F3100/6 F3100/24 - F3100/50 F6000/50



Carenatura totalmente chiusa per proteggere i componenti da danni e polvere
Totally enclosed shroud to protect components from damages and dust

Manico ergonomico
Ergonomic handle

Senza olio - Oil free

6 L

Solidi piedini antiurto
Solid shock absorber feet

F3100/6



Roll bar per la protezione dei manometri e del regolatore di pressione
Roll bar to protect gauges and pressure switch

Carenatura totalmente chiusa per proteggere i componenti da danni e polvere
Totally enclosed shroud to protect components from damages and dust

Senza olio - Oil free

Regolatore di pressione - Pressure regulator

Manico ergonomico - Ergonomic handle

2 cilindri - 2 Cylinder

Doppio manometro
Double gauge

50 L

F6000/50

Ruote in gomma - Rubber wheels



Compressori d'aria coassiali senza olio Oil free direct driven air compressors



F3100 - F3100/6 - F3100/24 - F3100/50



Type	Cod.									LxPxH				
230/50/1Δ		ℓ	ℓ/min	CFM	m ³ /h	bar	psi	Watt	Grup. Pump	Cil. St.	min-1	dB (A)	mm in	kg lb
F3100 + KIT	9110950000	-	160	5.7	9,6	8	116	1100 Peak	F 3001	1/1	2450	68	320x220x330 12.5x8.5x13	5 11
F3100/6	9110960000	6	160	5.7	9,6	8	116	1100 Peak	F 3001	1/1	2450	68	360x300x480 14x11.7x18.7	11 24.2
F3100/24	9110970000	24	160	5.7	9,6	8	116	1100 Peak	F 3001	1/1	2450	68	610x320x590 23.7x12.5x23.2	18 37.7
F3100/50	9110980000	50	160	5.7	9,6	8	116	1100 Peak	F 3001	1/1	2450	68	800x420x700 31.5x16.5x27.6	22 48



F6000/50



Type	Cod.									LxPxH				
230/50/1Δ		ℓ	ℓ/min	CFM	m ³ /h	bar	psi	Watt	Grup. Pump	Cil. St.	min-1	dB (A)	mm in	kg lb
F6000/50	1364500000	50	320	11.4	19,2	8	116	2200 Peak	F 6000	2/1	2450	70	800x420x700 31.5x16.5x27.6	25 55



AIR 201/2 - AIR 201/6 ECU 201 - LEONARDO

Protezione totale - *Totally protected*

Pressostato con protezione da sovraccarico
Pressure switch with overload protection

Doppio manometro
Double gauge

Filtro + Riduttore
Filter + Pressure reducer

Piedini antiurto
Solid shock absorber feet



LEONARDO

Scarico condensa
Condensation drainage

Senza olio - *Oil free*

Portatile - *Hand carry*

Protezione totale
Totally protected



AIR 201/2

Scarico condensa
Condensation drainage

Piedini antiurto
Solid shock absorber feet

Senza olio - *Oil free*

Pressostato con protezione da sovraccarico
Pressure switch with overload protection

Protezione totale
Totally protected

Doppio manometro - *Double gauge*

ECU

Scarico condensa - *Condensation drainage*



Compressori d'aria coassiali senza olio Oil free direct driven air compressors



AIR 201/2

AIR 201/6

AIR 201/2 AIR 201/6

Type	Cod.									LxPxH					
230/50/1		ℓ	ℓ/min	CFM	m³/h	bar	psi	HP	kW	Grup. Pump	Cil. St.	min-1	dB (A)	mm in	kg lb
AIR 201/2	1020500000	2	168	5.94	10	8	116	1,5	1,1	F 201	1/1	2850	80	360x285x450 14.2x11.2x17.7	11 24.2
AIR 201/6	1020700000	6	168	5.94	10	8	116	1,5	1,1	F 201	1/1	2850	80	380x310x490 14.9x12.2x19.3	14 30.8



ECU 201

Type	Cod.									LxPxH					
230/50/1Δ		ℓ	ℓ/min	CFM	m³/h	bar	psi	HP	kW	Grup. Pump	Cil. St.	min-1	dB (A)	mm in	kg lb
ECU 201 HP 1,5	1030012000	6	205	7.3	12,3	8	116	1,5	1,1	F 205	1/1	2850	72	430x210x430 16.8x8.2x16.8	17 34



LEONARDO

Type	Cod.									LxPxH					
230/50/1Δ		ℓ	ℓ/min	CFM	m³/h	bar	psi	HP	kW	Grup. Pump	Cil. St.	min-1	dB (A)	mm in	kg lb
LEONARDO	1038001000	6	105	3.7	6,3	8	116	1	0,75	F 114	1/1	1450	61	430x210x430 16.8x8.2x16.8	18 36



SUPER ECU SUPER ECU 22

Pressostato con protezione da sovraccarico
Pressure switch with overload protection

Senza olio - Oil free

Protezione totale
Totally protected

Doppio manometro
Double gauge

2 cilindri - 2 Cylinder

Filtro + Riduttore
Filter + Pressure reducer

SUPER ECU

Piedini antiurto
Solid shock absorber feet

Scarico condensa - Condensation drainage



Manico ergonomico - Ergonomic handle

2 cilindri - 2 Cylinder

Protezione totale - Totally protected

Ruote in gomma
Rubber wheels

SUPER ECU 22

Scarico condensa
Condensation drainage

Doppio piede con gommino ammortizzante
Double feet with rubber shock absorber



Compressori d'aria coassiali senza olio
Oil free direct driven air compressors

SUPER ECU



Type	Cod.									LxPxH					
		ℓ	ℓ/min	CFM	m³/h	bar	psi	HP	kW	Grup. Pump	Cil. St.	min-1	dB (A)	mm in	kg lb
SUPER ECU	1032000000	9	200	7	12	10	145	2	1,5	FB 210	2/1	1450	67	630x210x440 24.6x8.2x17.2	24,5 53

SUPER ECU 22



Type	Cod.									LxPxH					
		ℓ	ℓ/min	CFM	m³/h	bar	psi	HP	kW	Grup. Pump	Cil. St.	min-1	dB (A)	mm in	kg lb
SUPER ECU 22	1092500000	22	200	7	12	10	145	2	1,5	FB 210	2/1	1450	67	690x460x940 27x20x36.7	37 81.6



F 201/24 - F 201/50 SUPER ECU 50

Carenatura per una completa protezione
Shroud for a complete fully protection

Senza olio - Oil free

Pressostato con protezione da sovraccarico
Pressure switch with overload protection

Regolatore di pressione - Pressure regulator

Manico ergonomico
Ergonomic handle

Doppio manometro - Double gauge



F 201/24

Piedini antiurto - Solid shock absorber feet

Ruote in gomma - Rubber wheels

Carenatura per una completa protezione
Shroud for a complete fully protection

Senza olio - Oil free

Manico ergonomico - Ergonomic handle

Pressostato con protezione da sovraccarico
Pressure switch with overload protection

Doppio manometro
Double gauge

2 cilindri
2 Cylinder



SUPER ECU 50

Ruote di grandi dimensioni per facilitarne lo spostamento
Large wheels heightens portability



Compressori d'aria coassiali senza olio Oil free direct driven air compressors

F 201/24
F 201/50



F 201/24



F 201/50

Type	Cod.									LxPxH					
230/50/1		ℓ	ℓ/min	CFM	m³/h	bar	psi	HP	kW	Grup. Pump	Cil. St.	min-1	dB (A)	mm in	kg lb
F 201/24	1210500000	24	168	5.94	10	8	116	1,5	1,1	F 201	1/1	2850	80	610x320x590 23.7x12.5x23.2	19 41.9
F 201/50	1366800000	50	168	5.94	10	8	116	1,5	1,1	F 201	1/1	2850	80	800x420x700 31.5x16.5x27.6	27 59.5



SUPER ECU 50



Type	Cod.									LxPxH					
230/50/1Δ		ℓ	ℓ/min	CFM	m³/h	bar	psi	HP	kW	Grup. Pump	Cil. St.	min-1	dB (A)	mm in	kg lb
SUPER ECU 50	1367010000	50	200	7	12	10	145	2	1,5	FB 210	2/1	1450	67	780x450x710 30.4x15.8x27.7	40 88.2

COLIBRÌ COSMOS 225 - COSMOS 255

Manico ergonomico - *Ergonomic handle*

Regolatore di pressione - *Pressure regulator*

Pressostato con protezione da sovraccarico
Pressure switch with overload protection

Senza olio - *Oil free*

Protezione totale
Totally protected

COLIBRÌ

Piedini antiurto - *Solid shock absorber feet*

Carenatura in plastica a protezione delle parti
calde ed in movimento
Plastic shroud protects hot and rotating parts

Pressostato con protezione da sovraccarico
Pressure switch with overload protection

Regolatore di pressione
Pressure regulator

Motore coassiale con cilindro in ghisa
Direct driven with full cast iron cylinder

Manico ergonomico
Ergonomic handle

Asta livello olio
Oil dipstick

Ampio carter olio per durare nel tempo
Large oil crankcase for long life operation

Doppio manometro
Double gauge

COSMOS 225

Piedini antiurto - *Solid shock absorber feet*

Ruote in gomma - *Rubber wheels*



Compressori d'aria coassiali lubrificati
Lubricated direct driven air compressors

COLIBRÌ



Type	Cod.									LxPxH					
		ℓ	ℓ/min	CFM	m³/h	bar	psi	HP	kW	Grup. Pump	Cil. St.	min-1	dB (A)	mm in	kg lb
COLIBRÌ 15	1012523000	3	85	3	5,1	15	218	0,75	0,56	GM 85/110	1/1	1420	62	285x450x480 11.2x17.6x18.8	22 46.3
COLIBRÌ 192	1013002000	3	190	6.7	11,4	8	116	1,5	1,1	GM 192	1/1	2850	70	285x450x480 11.2x17.6x18.8	21 48.5

COSMOS 225



Type	Cod.									LxPxH					
		ℓ	ℓ/min	CFM	m³/h	bar	psi	HP	kW	Grup. Pump	Cil. St.	min-1	dB (A)	mm in	kg lb
COSMOS 225	9995260000	24	170	6	10,2	8	116	2	1,5	GM 145	1/1	2850	80	610x310x580 24x12.2x22.8	24 52.9

COSMOS 255



Type	Cod.									LxPxH					
		ℓ	ℓ/min	CFM	m³/h	bar	psi	HP	kW	Grup. Pump	Cil. St.	min-1	dB (A)	mm in	kg lb
COSMOS 255	1166017000	50	170	6	10,2	8	116	2	1,5	GM 145	1/1	2850	80	770x430x660 30.3x16.9x25.9	32 70.5

GM 244 - GM 300 MAGNUM F201 - MAGNUM GM

Carenatura in plastica a protezione delle parti calde ed in movimento
Plastic shroud protects hot and rotating parts

Motore coassiale con cilindro in ghisa
Direct driven with full cast iron cylinder

Regolatore di pressione - *Pressure regulator*

Manico ergonomico - *Ergonomic handle*

Doppio manometro - *Double gauge*



GM 50/300



Manico ergonomico - *Ergonomic handle*

Pannello - *Dashboard*

Asta livello olio - *Oil dipstick*

Ampio carter olio per durare nel tempo
Large oil crankcase for long life operation

Ruote in gomma - *Rubber wheels*

Doppio piede con gommino ammortizzante
Double feet with rubber shock absorber



Carenatura in plastica a protezione delle parti calde ed in movimento
Plastic shroud protects hot and rotating parts



MAGNUM



Compressori d'aria coassiali Direct driven air compressors

GM 244 GM 300



Type	Cod.									LxPxH					
230/50/1Δ		ℓ	ℓ/min	CFM	m³/h	bar	psi	HP	kW	Grup. Pump	Cil. St.	min-1	dB (A)	mm in	kg lb
GM 25-244	1160051000	24	250	8.8	15	8	116	2,5	1,8	GM 244	1/1	2850	75	630x320x620 24.6x12.5x24.1	28 56.7
GM 25-300	1217000000	24	285	10	17,1	10	145	2,5	1,8	GM 300	1/1	2850	75	630x320x620 24.6x12.5x24.1	29 64
GM 50-244	1169015000	50	250	8.8	15	8	116	2,5	1,8	GM 244	1/1	2850	76	940x320x700 36.7x12.5x27.3	49 108
GM 50-300	1318010000	50	285	10	17,1	10	145	2,5	1,8	GM 300	1/1	2850	76	940x320x700 36.7x12.5x27.3	50 110
GM 100-244	1169500000	100	250	8.8	15	8	116	2,5	1,8	GM 244	1/1	2850	76	1200x400x850 47x15.8x33.2	62 126
GM 100-300	1387000000	100	285	10	17,1	10	145	2,5	1,8	GM 300	1/1	2850	76	1200x400x850 47x15.8x33.2	63 139

MAGNUM F201 MAGNUM GM



Type	Cod.									LxPxH					
230/50/1Δ		ℓ	ℓ/min	CFM	m³/h	bar	psi	HP	kW	Grup. Pump	Cil. St.	min-1	dB (A)	mm in	kg lb
MAGNUM F 201 *	1090401000	20	168	5.94	10	8	116	1,5	1,1	F 201	1/1	2850	70	420x330x635 16.5x13x25.4	21 46.3
MAGNUM GM 145	1091170000	20	170	6	10,3	8	116	2	1,5	GM 145	1/1	2850	72	420x330x635 16.5x13x25.4	22 48.5
MAGNUM GM 244	1091860000	20	250	8.8	15	8	116	2,5	1,8	GM 244	1/1	2850	77	420x330x635 16.5x13x25.4	26 57.3

con pannello / with dashboard
* versione Oil free / Oil free version

SUPERMAGNUM GM SUPERMAGNUM VX

Manico ergonomico - *Ergonomic handle*

Motore coassiale
con cilindro in ghisa
*Direct driven with full
cast iron cylinder*

Ampio carter olio per
durare nel tempo
*Large oil crankcase for
long life operation*

Carenatura in plastica a
protezione delle parti calde
ed in movimento
*Plastic shroud protects hot
and rotating parts*



SUPERMAGNUM GM

Asta livello olio - *Oil dipstick*

Cilindro completamente in ghisa
Full cast iron twin cylinder

Pannello - *Dashboard*



Ruote in gomma - *Rubber wheels*

Doppio piede con gommino ammortizzante
Double feet with rubber shock absorber



SUPERMAGNUM VX



Compressori d'aria coassiali
Direct driven air compressors

SUPERMAGNUM GM



Type	Cod.									LxPxH					
		l	l/min	CFM	m³/h	bar	psi	HP	kW	Grup. Pump	Cil. St.	min-1	dB (A)	mm in	kg lb
SUPERMAGNUM GM 244	1094311000	20	250	8.8	15	8	116	2,5	1,8	GM 244	1/1	2850	72	520x430x790 20.3x16.8x31	34 75
SUPERMAGNUM GM 300	1094111000	20	285	10	17,1	10	145	2,5	1,8	GM 300	1/1	2850	75	520x430x790 20.3x16.8x31	35 77

con pannello / with dashboard

SUPERMAGNUM VX



Type	Cod.									LxPxH					
		l	l/min	CFM	m³/h	bar	psi	HP	kW	Grup. Pump	Cil. St.	min-1	dB (A)	mm in	kg lb
SUPERMAGNUM VS 255 *	1092000000	20	250	8.8	15	10	145	2,5	1,8	VS 254	2/1	1450	70	520x430x790 20.3x16.8x31	44 97
SUPERMAGNUM VX 255	1095000000	20	250	8.8	15	10	145	2,5	1,8	VX 255	2/1	1450	70	520x430x790 20.3x16.8x31	45 99.2
SUPERMAGNUM VX 304	1098002000	20	300	10.5	18	10	145	2,5	1,8	VX 304	2/1	1450	72	520x430x790 20.3x16.8x31	43 95
SUPERMAGNUM VX 360	1095101000	20	360	12.7	21,6	10	145	3	2,2	VX 360	2/1	2850	77	520x430x790 20.3x16.8x31	45 99.2

con pannello / with dashboard

* versione Oil free / Oil free version

VX 50 - VX 100 PONY VX

2 cilindri - 2 Cylinder

Cilindro completamente in ghisa
Full cast iron twin cylinder

Regolatore di pressione - Pressure regulator

Ampio carter olio per durare nel tempo
Large oil crankcase for long life operation

Protezione totale - Totally protected

Doppio manometro
Double gauge



VX 50/360

Ruote in gomma - Rubber wheels



Ruote in gomma
Rubber wheels

Pressostato con protezione
da sovraccarico
Pressure switch with overload
protection

Manico ergonomico
Ergonomic handle

Doppio manometro
Double gauge

PONY VX

Scarico condensa
Condensation drainage

Doppio piede con gommino
ammortizzante
Double feet with rubber shock
absorber



Compressori d'aria coassiali Direct driven air compressors

VX 50 VX 100



Type	Cod.														
		ℓ	ℓ/min	CFM	m ³ /h	bar	psi	HP	kW	Grup. Pump	Cil. St.	min-1	dB (A)	LxPxH mm in	kg lb
VX 50-255	1366000000	50	250	8.8	15	10	145	2,5	1,8	VX 255	2/1	1450	72	1070x320x730 42x12.5x28.4	62 137
VX 50-304	1362002000	50	300	10.5	18	10	145	2,5	1,8	VX 304	2/1	1450	72	1070x320x730 42x12.5x28.4	60 132
VX 50-360	1360090000	50	360	12.7	21,6	10	145	3	2,2	VX 360	2/1	2850	77	1070x320x730 42x12.5x28.4	62 137
VX 100-255	1374000000	100	300	10.5	18	10	145	2,5	1,8	VX 255	2/1	1450	72	1200x400x830 47x15.8x32.4	74 163
VX 100-304	1372002000	100	300	10.5	18	10	145	2,5	1,8	VX 304	2/1	1450	72	1200x400x830 47x15.8x32.4	72 159
VX 100-360	1370010000	100	360	12.7	21,6	10	145	3	2,2	VX 360	2/1	2850	77	1200x400x830 47x15.8x32.4	74 163

PONY VX



Type	Cod.														
		ℓ	ℓ/min	CFM	m ³ /h	bar	psi	HP	kW	Grup. Pump	Cil. St.	min-1	dB (A)	LxPxH mm in	kg lb
PONY VS 255*	1443600000	9,5+9,5	250	8.8	15	10	145	2,5	1,8	VS 255	2/1	1450	72	770x610x540 30x23.7x21	52 114
PONY VX 255	1444000000	9,5+9,5	250	8.8	15	10	145	2,5	1,8	VX 255	2/1	1450	72	770x610x540 30x23.7x21	52 114
PONY VX 304	1441502000	9,5+9,5	300	10.5	18	10	145	2,5	1,8	VX 304	2/1	1450	72	770x610x540 30x23.7x21	50 110
PONY VX 360	1440600000	9,5+9,5	360	12.7	21,6	10	145	3	2,2	VX 360	2/1	2850	77	770x610x540 30x23.7x21	50 110

* versione Oil free / Oil free version

PONY AB 415 PONY AB 858

Pressostato con protezione da sovraccarico
Pressure switch with overload protection

Trasmissione a cinghia - Belt driven

Spia olio di grandi dimensioni
Larger oil glass

Regolatore di pressione
Pressure regulator

Manico ergonomico
Ergonomic handle



PONY AB 858

Doppio piede con gommino ammortizzante
Double feet with rubber shock absorber

Manometro
Pressure gauge

Valvola disgiuntore per funzionamento continuo
Stand by valve for continuous running

Ruote di grandi dimensioni per facilitarne lo spostamento
Large wheels heightens portability



Compressori d'aria con trasmissione a cinghia
Belt driven air compressors

PONY AB 415




Type	Cod.									LxPxH					
		l	l/min	CFM	m³/h	bar	psi	HP	kW	Grup. Pump	Cil. St.	min-1	dB (A)	mm in	kg lb
PONY AB 415	1445362000	11+11	400	14	24	10	145	3	2,2	AB 415	2/1	1000	76	750x585x790 29.6x23x31	68 149

PONY AB 858




Type	Cod.									LxPxH					
		l	l/min	CFM	m³/h	bar	psi	HP	kW	Grup. Pump	Cil. St.	min-1	dB (A)	mm in	kg lb
PONY AB 858	1445471000	17+17	830	29.3	50	10	145	7,5	5,5	AB 858	2/2	1280	77	750x585x790 29.6x23x31	135 297.6

CCS 25 - CCS 50 CCS 100 - CCS 150 - CCS 200 TOTEM CCS



CCS 50



Sistema di ventilazione controllata brevettato da FIAC
Controlled cooling system patented by FIAC

TOTEM CCS

Doppio piede con gommino ammortizzante
Double feet with rubber shock absorber



Compressori d'aria con trasmissione a cinghia Belt driven air compressors

CCS 25 - CCS 50

Type	Cod.									LxPxH					
		l	l/min	CFM	m³/h	bar	psi	HP	kW	Grup. Pump	Cil. St.	min-1	dB (A)	mm in	kg lb
230/50/1 ▲															
CCS 25-268 M	1460085000	24	250	8.8	15	10	145	2	1,5	AB 268	2/1	1240	72	740x320x660 29x12.5x25.7	37 81.5
CCS 25-360 M	1460213000	24	350	12.4	21	10	145	3	2,2	AB 360	2/1	1500	74	740x320x660 29x12.5x25.7	39 86
CCS 50-268 M	1461005000	50	250	8.8	15	10	145	2	1,5	AB 268	2/1	1240	72	1010x338x690 39.4x14x27	53 116
CCS 50-360 M	1461823000	50	350	12.4	21	10	145	3	2,2	AB 360	2/1	1500	74	1010x338x690 39.4x14x27	55 121
400/50/3 ■															
CCS 25-268	1460095000	24	250	8.8	15	10	145	2	1,5	AB 268	2/1	1240	72	740x320x660 29x12.5x25.7	37 81.5
CCS 25-360	1460423000	24	350	12.4	21	10	145	3	2,2	AB 360	2/1	1500	74	740x320x660 29x12.5x25.7	39 86
CCS 50-268	1461015000	50	250	8.8	15	10	145	2	1,5	AB 268	2/1	1240	72	1010x338x690 39.4x14x27	53 116
CCS 50-360	1461983000	50	350	12.4	21	10	145	3	2,2	AB 360	2/1	1500	74	1010x338x690 39.4x14x27	55 121



CCS 100 - CCS 150 - CCS 200

Type	Cod.									LxPxH					
		l	l/min	CFM	m³/h	bar	psi	HP	kW	Grup. Pump	Cil. St.	min-1	dB (A)	mm in	kg lb
230/50/1 ▲															
CCS 100-268 M	1462005000	100	250	8.8	15	10	145	2	1,5	AB 268	2/1	1240	72	1100x400x780 42.9x15.6x30.4	63 139
CCS 100-360 M	1463543000	100	350	12.4	21	10	145	3	2,2	AB 360	2/1	1500	74	1100x400x780 42.9x15.6x30.4	65 143
CCS 150-360 M	1464743000	150	350	12.4	21	10	145	3	2,2	AB 360	2/1	1500	74	1360x540x1020 53.5x21.3x40.2	90 198
CCS 200-360 M	1465243000	200	350	12.4	21	10	145	3	2,2	AB 360	2/1	1500	74	1460x640x1100 57.5x25.2x43.3	103 227
400/50/3 ■															
CCS 100-268	1462015000	100	250	8.8	15	10	145	2	1,5	AB 268	2/1	1240	72	1100x400x780 42.9x15.6x30.4	63 139
CCS 100-360	1469103000	100	350	12.4	21	10	145	3	2,2	AB 360	2/1	1500	74	1100x400x780 42.9x15.6x30.4	65 143
CCS 150-360	1474053000	150	350	12.4	21	10	145	3	2,2	AB 360	2/1	1500	74	1360x540x1020 53.5x21.3x40.2	90 198
CCS 200-360	1464933000	200	350	12.4	21	10	145	3	2,2	AB 360	2/1	1500	74	1460x640x1100 57.5x25.2x43.3	103 227



TOTEM CCS

Type	Cod.									LxPxH					
		l	l/min	CFM	m³/h	bar	psi	HP	kW	Grup. Pump	Cil. St.	min-1	dB (A)	mm in	kg lb
230/50/1 ▲															
TOTEM CCS 268 M	1430045000	90	250	8.8	15	10	145	2	1,5	AB 268	2/1	1240	72	510x510x1150 20x20x45	53 117
TOTEM CCS 360 M	1430013000	90	350	12.4	21	10	145	3	2,2	AB 360	2/1	1500	74	510x510x1150 20x20x45	55 121
400/50/3 ■															
TOTEM CCS 268	1430055000	90	250	8.8	15	10	145	2	1,5	AB 268	2/1	1240	72	510x510x1150 20x20x45	53 117
TOTEM CCS 360	1430023000	90	350	12.4	21	10	145	3	2,2	AB 360	2/1	1500	74	510x510x1150 20x20x45	55 121



AB 25 - AB 50 AB 100 - AB 150

Tubi di raffreddamento
Cooling pipes

Pressostato con protezione
da sovraccarico
Pressure switch with
overload protection

Doppio manometro
Double gauge

Cilindro in ghisa - Cast iron cylinder

Manico ergonomico
Ergonomic handle

Piedini antiurto
Solid shock absorber feet

Spia olio di grandi dimensioni
Larger oil glass

Regolatore di pressione
Pressure regulator

Ruote in gomma
Rubber wheels

AB 100/360



Compressori d'aria con trasmissione a cinghia

Belt driven air compressors



AB 25
AB 50
AB 100
AB 150

Type	Cod.	Tank Capacity		Flow		Pressure		Power		Grup. Pump	Cil. St.	RPM	dB (A)	Dimensions	
		ℓ	ℓ/min	CFM	m³/h	bar	psi	HP	kW					mm	in
230/50/1 ▲															
AB 25-268 M	1431855000	24	250	8.8	15	10	145	2	1,5	AB 268	2/1	1240	72	740x320x660 29x12.5x25.7	37 81.6
AB 50-268 M	1431645000	50	250	8.8	15	10	145	2	1,5	AB 268	2/1	1240	72	1010x360x730 46.6x14x27.5	50 110
AB 100-268 M	1483005000	100	250	8.8	15	10	145	2	1,5	AB 268	2/1	1240	72	1100x400x830 42.9x15.6x32.4	62 136
AB 150-268 M	1434005000	150	250	8.8	15	10	145	2	1,5	AB 268	2/1	1240	72	1360x540x1060 53x21x41.3	88 194
AB 200-268 M	1436005000	200	250	8.8	15	10	145	2	1,5	AB 268	2/1	1240	72	1460x640x1140 56.9x24.9x44.5	100 220
AB 100-360 M	1483180000	100	350	12.4	21	10	145	3	2,2	AB 360	2/1	1500	74	1100x400x830 42.9x15.6x32.4	64 141
AB 150-360 M	1486290000	150	350	12.4	21	10	145	3	2,2	AB 360	2/1	1500	74	1360x540x1060 53x21x41.3	90 200
AB 200-360 M	1488000000	200	350	12.4	21	10	145	3	2,2	AB 360	2/1	1500	74	1460x640x1140 56.9x24.9x44.5	102 224
400/50/3 ■															
AB 25-268	1431345000	24	250	8.8	15	10	145	2	1,5	AB 268	2/1	1240	72	740x320x660 29x12.5x25.7	37 81.6
AB 50-268	1431785000	50	250	8.8	15	10	145	2	1,5	AB 268	2/1	1240	72	1010x360x730 46.6x14x27.5	50 110
AB 100-268	1432085000	100	250	8.8	15	10	145	2	1,5	AB 268	2/1	1240	72	1100x400x830 42.9x15.6x32.4	62 136
AB 150-268	1434275000	150	250	8.8	15	10	145	2	1,5	AB 268	2/1	1240	72	1360x540x1060 53x21x41.3	88 194
AB 200-268	1436405000	200	250	8.8	15	10	145	2	1,5	AB 268	2/1	1240	72	1460x640x1140 56.9x24.9x44.5	100 220
AB 100-360	1483070000	100	350	12.4	21	10	145	3	2,2	AB 360	2/1	1500	74	1100x400x830 42.9x15.6x32.4	64 141
AB 150-360	1486300000	150	350	12.4	21	10	145	3	2,2	AB 360	2/1	1500	74	1360x540x1060 53x21x41.3	90 200
AB 200-360	1488080000	200	350	12.4	21	10	145	3	2,2	AB 360	2/1	1500	74	1460x640x1140 56.9x24.9x44.5	102 224
230/50/1 ▲															
AB 100-415 M	1491000000	100	400	14.1	24	10	145	3	2,2	AB 515	2/1	1000	78	1100x400x830 42.9x15.6x32.4	80 176.3
400/50/3 ■															
AB 100-415	1491010000	100	400	14.1	24	10	145	3	2,2	AB 515	2/1	1000	78	1100x400x830 42.9x15.6x32.4	80 176.3
AB 100-515	1491020000	100	510	18.2	30,6	10	145	4	3	AB 515	2/1	1280	80	1100x400x830 42.9x15.6x32.4	85 18,4
AB 100-425	1491030000	100	440	15.5	26,4	10	145	4	3	AB 525	2/2	1280	79	1100x400x830 42.9x15.6x32.4	85 187,4
AB 100-525	1491040000	100	490	17.3	29,4	10	145	5,5	4	AB 525	2/2	1440	81	1100x400x830 42.9x15.6x32.4	90 198,4
AB 150-415	1464532000	150	400	14.1	24	10	145	3	2,2	AB 415	2/1	1000	78	1360x540x1060 53x21x41.3	92 204

AB 200 - AB 200 F



AB 200/515



Compressori d'aria con trasmissione a cinghia Belt driven air compressors

AB 200




Type	Cod.									LxPxH					
		ℓ	ℓ/min	CFM	m ³ /h	bar	psi	HP	kW	Grup. Pump	Cil. St.	min-1	dB (A)	mm in	kg lb
230/50/1 ▲															
AB 200-415	1496040000	200	400	14,1	24	10	145	3	2,2	AB 515	2/1	1000	78	1460x640x1140 56.9x24.9x44.5	109 240
AB 200-515	1496050000	200	510	18.2	30,6	10	145	4	3	AB 515	2/1	1280	80	1460x640x1140 56.9x24.9x44.5	125 275
AB 200-425	1496000000	200	440	15.5	26,4	10	145	4	3	AB 525	2/2	1280	79	1460x640x1140 56.9x24.9x44.5	109 240.3
AB 200-525	1496060000	200	490	17.3	29,4	10	145	5,5	4	AB 525	2/2	1440	81	1460x640x1140 56.9x24.9x44.5	111 244.7
AB 200-498	1552000000	200	540	19	32,4	10	145	4	3	AB 598	2/2	1170	76	1460x640x1140 56.9x24.9x44.5	140 308
AB 200-538	1561000000	200	520	18.3	31,2	10	145	4	3	AB 678	2/2	800	71	1460x640x1140 56.9x24.9x44.5	150 330

AB 200 F



Type	Cod.									LxPxH					
		ℓ	ℓ/min	CFM	m ³ /h	bar	psi	HP	kW	Grup. Pump	Cil. St.	min-1	dB (A)	mm in	kg lb
400/50/3 ■															
AB 200-415 F	1548000000	200	400	14.1	24	10	145	3	2,2	AB 515	2/1	1000	78	1460x460x1140 57.5x17.9x44.4	110 242.5
AB 200-515 F	1548010000	200	510	18.2	30,6	10	145	4	3	AB 515	2/1	1280	78	1460x460x1140 57.5x17.9x44.4	115 253
AB 200-498 F ◇	1552040000	200	540	19	32,4	10	145	4	3	AB 598	2/2	1170	76	1460x460x1140 57.5x17.9x44.4	138 304
AB 200-538 F ◇	1561020000	200	520	18.3	31,2	10	145	4	3	AB 678	2/2	800	71	1460x460x1140 57.5x17.9x44.4	148 326
AB 200-598 F ◇	1552050000	200	600	21.1	35,9	10	145	5,5	4	AB 598	2/2	1270	75	1460x460x1140 57.5x17.9x44.4	150 330

AB 300 - AB 300 F AB 500 F












AB 300 F



Compressori d'aria con trasmissione a cinghia










Belt driven air compressors

AB 300

Type	Cod.									LxPxH					
		l	l/min	CFM	m³/h	bar	psi	HP	kW	Grup. Pump	Cil. St.	min-1	dB (A)	mm in	kg lb
400/50/3 ■															
AB 300-515	1498010000	270	510	18.2	30,6	10	145	4	3	AB 515	2/1	1280	80	1600x560x1040 62.4x22x40.9	140 308
AB 300-425	1498020000	270	440	15.5	26,4	10	145	4	3	AB 525	2/2	1280	79	1600x560x1040 62.4x22x40.9	140 308
AB 300-525	1498030000	270	490	17.3	29,4	10	145	5,5	4	AB 525	2/2	1440	81	1600x560x1040 62.4x22x40.9	140 308
AB 300-498 ◇	1555030000	270	540	19	32,4	10	145	4	3	AB 598	2/2	1170	76	1600x560x1040 62.4x22x40.9	145 319
AB 300-538 ◇	1563090000	270	520	18.3	31,2	10	145	4	3	AB 678	2/2	800	71	1600x560x1040 62.4x22x40.9	145 319
AB 300-598 ◇	1555050000	270	600	21.1	35,9	10	145	5,5	4	AB 598	2/2	1270	75	1600x560x1040 62.4x22x40.9	145 319
AB 300-678 ◇	1563000000	270	650	23	39	10	145	5,5	4	AB 678	2/2	1000	74	1600x560x1040 62.4x22x40.9	150 330
AB 300-858 ◇	1573000000	270	830	29.3	50	10	145	7,5	5,5	AB 858	2/2	1280	76	1600x560x1040 62.4x22x40.9	152 335












AB 300 F

Type	Cod.									LxPxH					
		l	l/min	CFM	m³/h	bar	psi	HP	kW	Grup. Pump	Cil. St.	min-1	dB (A)	mm in	kg lb
400/50/3 ■															
AB 300-515 F	1540090000	270	510	18.2	30,6	10	145	4	3	AB 515	2/1	1280	78	1600x560x1040 62.4x22x40.9	138 304
AB 300-498 F ◇	1555250000	270	540	19	32,4	10	145	4	3	AB 598	2/2	1170	76	1600x560x1040 62.4x22x40.9	143 315
AB 300-538 F ◇	1563100000	270	520	18.3	31,2	10	145	4	3	AB 678	2/2	800	71	1600x560x1040 62.4x22x40.9	143 315
AB 300-598 F ◇	1555260000	270	600	21.1	35,9	10	145	5,5	4	AB 598	2/2	1270	75	1600x560x1040 62.4x22x40.9	143 315
AB 300-678 F ◇	1563110000	270	650	23	39	10	145	5,5	4	AB 678	2/2	1000	74	1600x560x1040 62.4x22x40.9	148 326
AB 300-858 F ◇	1573070000	270	830	29.3	50	10	145	7,5	5,5	AB 858	2/2	1280	76	1600x560x1040 62.4x22x40.9	150 330



AB 500 F

Type	Cod.									LxPxH					
		l	l/min	CFM	m³/h	bar	psi	HP	kW	Grup. Pump	Cil. St.	min-1	dB (A)	mm in	kg lb
400/50/3 ■															
AB 500-525 F	1546000000	500	490	17.3	29,4	10	145	5,5	4	AB 525	2/2	1440	81	1970x590x1300 76.8x23x50.7	205 451
AB 500-598 F ◇	1558010000	500	600	21.1	35,9	10	145	5,5	4	AB 598	2/2	1270	75	1970x590x1300 76.8x23x50.7	205 451
AB 500-678 F ◇	1567000000	500	650	23	39	10	145	5,5	4	AB 678	2/2	1000	74	1970x590x1300 76.8x23x50.7	253 557
AB 500-858 F ◇	1577000000	500	830	29.3	50	10	145	7,5	5,5	AB 858	2/2	1280	76	1970x590x1300 76.8x23x50.7	255 562
AB 500-998 F ◇	1583000000	500	1070	37.8	64,2	10	145	10	7,5	AB 998	2/2	1270	78	1970x590x1300 76.8x23x50.7	260 573
AB 500-1250 F ◇	1528000000	500	1080	38	64,8	10	145	10	7,5	AB 1000	2/2	1080	77	1970x590x1300 76.8x23x50.7	270 595



ABT 500 - ABT 900 ABV 300



Cilindro in ghisa
Cast iron cylinder

Ridotto livello sonoro
Low noise operation

Tubi di raffreddamento
Cooling pipes

Spia olio di grandi dimensioni
Larger oil glass

Asta livello olio
Oil dipstick

Manometro
Pressure gauge



ABT 500/1716

Ridotto livello sonoro
Low noise operation

Tubi di raffreddamento
Cooling pipes

Pressostato con protezione da sovraccarico
Pressure switch with overload protection

Manometro
Pressure gauge












ABV 300/678



Compressori d'aria con trasmissione a cinghia Belt driven air compressors

ABT 500










Con centralina temporizzata / With control panel with timer

Type	Cod.									LxPxH					
		l	l/min	CFM	m³/h	bar	psi	HP	kW	Grup. Pump	Cil. St.	min-1	dB (A)	mm in	kg lb
400/50/3●															
ABT 500-996 ◇	1559510000	500	1080	38.1	64,8	10	145	4+4	3+3	AB 598	2/2	1170	77	2050x590x1170 80x23.1x45.6	425 936
ABT 500-1196 ◇	1559520000	500	1200	42,4	72	10	145	5,5+5,5	4+4	AB 598	2/2	1270	77	2050x590x1170 80x23.1x45.6	425 936
ABT 500-1356 ◇	1569000000	500	1300	46	78	10	145	5,5+5,5	4+4	AB 678	2/2	1000	76	2050x590x1170 80x23.1x45.6	482 1062
ABT 500-1716 ◇	1579000000	500	1660	58.6	100	10	145	7,5+7,5	5,5+5,5	AB 858	2/2	1280	78	2050x590x1170 80x23.1x45.6	517 1139












ABT 900

Con centralina temporizzata / With control panel with timer

Type	Cod.									LxPxH					
		l	l/min	CFM	m³/h	bar	psi	HP	kW	Grup. Pump	Cil. St.	min-1	dB (A)	mm in	kg lb
400/50/3●															
ABT 900-1716	1579010000	900	1660	58.6	100	10	145	7,5+7,5	5,5+5,5	AB 858	2/2	1280	78	2150x800x1600 84x31x45.6	597 1316
ABT 900-1996	1589020000	900	2140	75.6	128,4	10	145	10+10	7,5+7,5	AB 998	2/2	1270	78	2150x800x1600 84x31x45.6	607 1338



ABV 300

Type	Cod.									LxPxH					
		l	l/min	CFM	m³/h	bar	psi	HP	kW	Grup. Pump	Cil. St.	min-1	dB (A)	mm in	kg lb
230/50/1▲															
ABV 300-360 M	1529530000	270	350	12.4	21	10	145	3	2,2	AB 360	2/1	1450	77	670x1850 26x72	120 265
400/50/3■															
ABV 300-360	1529540000	270	350	12.4	21	10	145	3	2,2	AB 360	2/1	1450	77	670x1850 26x72	120 265
ABV 300-525	1528950000	270	440	18.2	30,6	10	145	4	3	AB 525	2/2	1280	80	670x1850 26x72	150 330
ABV 300-498	1555040000	270	540	19	32,4	10	145	4	3	AB 598	2/2	1170	76	670x1850 26x72	155 341
ABV 300-598	1555060000	270	600	21.1	35,9	10	145	5,5	4	AB 598	2/2	1270	75	670x1850 26x72	160 352
ABV 300-678	1563010000	270	650	23	39	10	145	5,5	4	AB 678	2/2	1000	74	670x1850 26x72	180 396
ABV 300-858	1573010000	270	830	29.3	50	10	145	7,5	5,5	AB 858	2/2	1280	76	670x1850 26x72	200 440



AB - LONG LIFE



LLD 500/7,5 F



RENDIMENTO

- Elevato rendimento grazie alla bassa velocità
- Ridotto consumo di olio, minori attriti

LIVELLO SONORO

- Cilindri in ghisa
- Testata studiata con grandi alette per agevolare il raffreddamento
- Volano con pale elicoidali che concorrono ad ottenere un maggiore raffreddamento ed un minore livello sonoro

MAGGIOR DURATA NEL TEMPO

Riduzione delle vibrazioni, dovuta allo studio del design di pistoni e bielle, con perfetto bilanciamento dell'albero a gomito, per garantire una maggiore durata nel tempo

MOTORE

Classe di isolamento IP 54 sovradimensionato (EN 60034 - 1)

PRESSOSTATO

Trifase con protezione amperometrica (a partire dai 3 HP) e valvola di scarico sulla testa per agevolare la ripartenza del compressore

SERBATOIO

Lamiera d'acciaio ad alta resistenza, verniciata con polveri epossidiche

OUTPUT

- High percentage of efficiency thanks to its low speed
- Reduced oil consumption

NOISE LEVEL

- Cylinder in cast iron
- Head with large cooling fins
- Flywheel with helical blades. The combination of these three items contributes towards greater cooling and lower noise level

LONGER LIFE SPAN

Reduction of vibrations due to the pistons and con rods which are perfectly balanced with the crankshaft, guaranteeing a greater service life of all the components over time

MOTOR

Insulation class IP 54 oversized (EN 60034 - 1)

PRESSURE SWITCH

Three phase with amperometric protection (from 3 HP) and drain valve in the head to facilitate the restart of the compressor

AIR RECEIVER

Sheet steel painted with epoxy powder paint



Compressori d'aria con trasmissione a cinghia - **LONG LIFE** Belt driven air compressors - **LONG LIFE**

Basso numero di giri
Low rpm

AB - LONG LIFE



Type	Cod.									LxPxH					
		l	l/min	CFM	m³/h	bar	psi	HP	kW	Grup. Pump	Cil. St.	min-1	dB (A)	mm in	kg lb
230/50/1 ▲ - 10 bar															
LLS 100-3 C	1521000000	100	270	9.5	16	10	145	3	2,2	AB 360	2/1	1000	74	1100x400x830 42.9x15.6x32.4	64 141
LLS 150-3 C	1521710000	150	270	9.5	16	10	145	3	2,2	AB 360	2/1	1000	74	1360x460x1060 53x17.9x41.3	86 190
LLS 200-3 F	1522001000	200	350	12.4	21	10	145	3	2,2	AB 515	2/1	980	75	1460x460x1000 57.5x17.9x39	110 243
400/50/3 ■															
LLD 200-4 F	1521992000	200	490	17.3	29,4	10	145	4	3	AB 598	2/2	1040	73	1460x460x1000 57.5x17.9x39	150 330
LLD 300-5,5 F	1523672000	270	600	21	36	10	145	5,5	4	AB 678	2/2	900	73	1600x560x1040 62.4x22x40.9	150 330
LLD 300-7,5 F	1523822000	270	750	26.5	45	10	145	7,5	5,5	AB 998	2/2	880	75	1600x560x1040 62.4x22x40.9	152 335
LLD 500-7,5 F	1583490000	500	750	26.5	45	10	145	7,5	5,5	AB 998	2/2	880	76	1970x590x1300 76.8x23x50.7	260 573
LLD 500-10 F	1531552000	500	985	34.8	59	10	145	10	7,5	AB 998	2/2	1170	76	1970x590x1300 76.8x23x50.7	270 595
LLD 500-10 F	1528351000	500	1000	35.3	60	10	145	10	7,5	AB 1000	2/2	950	76	1970x590x1300 76.8x23x50.7	270 595
400/50/3 ●															
LLDT 900-20 F	1629302000	900	1660	58.6	99,6	10	145	10+10	7,5+7,5	AB 998	2/2	980	78	2150x800x1600 83.8x31.2x62.4	445 981
400/50/3 ■ - 14 bar															
LLD 300-5,5 F	1521692000	270	465	16.4	27,9	14	203	5,5	4	AB 678	2/2	700	72	1460x460x1000 57.5x17.9x39	150 330
LLD 300-7,5 F	1521442000	270	730	25.8	43,8	14	203	7,5	5,5	AB 998	2/2	850	74	1460x460x1000 57.5x17.9x39	152 335
LLD 500-7,5 F	1583510000	500	730	25.8	43,8	14	203	7,5	5,5	AB 998	2/2	850	75	1970x590x1300 76.8x23x50.7	260 573
LLD 500-10 F	1531652000	500	840	29.7	50,4	10	145	10	7,5	AB 998	2/2	1000	76	1970x590x1300 76.8x23x50.7	270 595
LLD 500-10 F	1528360000	500	820	29	49,2	14	203	10	7,5	AB 1000	2/2	780	75	1970x590x1300 76.8x23x50.7	290 639

Tutti i compressori trifase sono equipaggiati di pressostato, con contatore e spina con inversione di fase
All 3-phases compressors are equipped with: overload protection, hourmeter, reversible 3-phase EC plug

STS OIL FREE - LONG LIFE



Refrigeratore finale integrato per una corretta temperature di lavoro
Final integrated cooler for an efficient working temperature

Quattro cilindri - *Four cylinders*

Senza olio - *Oil Free*

Filtro aria bassa emissione sonora alta efficienza
High efficiency air filter with low noise emission

Piastre valvole in alluminio anodizzato
Oxidized aluminium valve plates

Sistema di ventilazione di grandi dimensioni alta efficienza
Integrated and high efficiency ventilation system

Cilindri monoblocco
Integrated cylinders



Compressori d'aria con trasmissione a cinghia - **LONG LIFE**

Belt driven air compressors - **LONG LIFE**

STS OIL FREE - LONG LIFE



Type	Cod.									LxPxH					
		ℓ	ℓ/min	CFM	m³/h	bar	psi	HP	kW	Grup. Pump	Cil. St.	min-1	dB (A)	mm in	kg lb
LLO 800/90	1429990000	90	800	28.2	48	10	145	5,5	4	STS 800	4/1	1420	74	1100x400x850 42.9x15.6x33	95 210
LLO 800/300	1429980000	270	800	28.2	48	10	145	5,5	4	STS 800	4/1	1420	74	1600x560x1040 62.4x22x41	140 308
LLO 800/300 F	1429940000	270	800	28.2	48	10	145	5,5	4	STS 800	4/1	1420	74	1600x560x1000 62.4x22x39	138 305



Type	Cod.									LxPxH					
		ℓ	ℓ/min	CFM	m³/h	bar	psi	HP	kW	Grup. Pump	Cil. St.	min-1	dB (A)	mm in	kg lb
LLO 1600/500 F	1429970000	500	1600	56.4	96	10	145	11	8	STS 800	4/1	1420	74	1970x590x1300 76.8x23x50.7	425 936



Type	Cod.									LxPxH					
		ℓ	ℓ/min	CFM	m³/h	bar	psi	HP	kW	Grup. Pump	Cil. St.	min-1	dB (A)	mm in	kg lb
LLO 800/300 V	1530130000	270	800	28.2	48	10	145	5,5	4	STS 800	4/1	1420	74	670x1850 26x72	150 330



AIRBAG - COMPACT 106 COMPACT 24 COMPACT 120 R

**db(A)
60**

Doppio manometro
Double gauge

Uscita aria universale
Universal air outlet

Regolatore di pressione
Pressure regulator

Interruttore on/off
On-off switch

Manico ergonomico - *Ergonomic handle*



AIRBAG



**db(A)
57**

Manico ergonomico
Ergonomic handle

Regolatore di pressione
Pressure regulator

Senza olio - *Oil free*

Protezione totale
Totally protected



COMPACT 106

Piedini antiurto
Solid shock absorber feet



Compressori d'aria a pistone senza olio insonorizzati

Oil free silent piston air compressors

AIRBAG



Type	Cod.									LxPxH					
230/50/1▲		l	l/min	CFM	m ³ /h	bar	psi	HP	kW	Grup. Pump	Cil. St.	min-1	dB (A)	mm in	kg lb
AIRBAG HP 1	1709000000	6	98	3.5	5,9	8	116	1	0,75	F 114	1/1	1450	60	600x270x570 23.4x10.5x22.4	22 48.5
AIRBAG HP 1,5	1708990000	6	192	6.8	11,5	8	116	1,5	1,1	F 205	1/1	2850	65	600x270x570 23.4x10.5x22.4	20 49



COMPACT 106

Type	Cod.									LxPxH					
230/50/1△		l	l/min	CFM	m ³ /h	bar	psi	HP	kW	Grup. Pump	Cil. St.	min-1	dB (A)	mm in	kg lb
COMPACT 106 ☆	1703100000	6	103	3.6	6,2	8	116	0,75	0,56	GMS 100	1/1	1450	57	615x340x570 24x13.5x22.4	34 75
COMPACT 106 R ☆□	1703300000	6	103	3.6	6,2	8	116	0,75	0,56	GMS 100	1/1	1450	57	615x340x570 24x13.5x22.4	34 75



COMPACT 24

COMPACT 120 R

Type	Cod.									LxPxH					
230/50/1△		l	l/min	CFM	m ³ /h	bar	psi	HP	kW	Grup. Pump	Cil. St.	min-1	dB (A)	mm in	kg lb
COMPACT 24	1703030000	24	98	3.5	5,9	8	116	1	0,75	F 114	1/1	1450	53	585x265x850 23x10.4x33	34 75
COMPACT 120 R	1704230000	24	103	3.6	6,2	8	116	0,75	0,56	GMS 100	1/1	1450	57	585x265x850 23x10.4x33	44 97

SILENT VX - SILENT CCS

Sportello di accesso ampio per una facile manutenzione
Large access door for an easy maintenance



Cabina in metallo insonorizzata
Metal cabinet noise proofed



SILENT VX

Doppio piede frontale per una migliore stabilità
Double feet for better stability

Route di grande diametro
Large wheels



Manico ergonomico
Ergonomic handle

Serbatoio 100 lt
100 lt air receiver

Ruota pivotante
Swivel wheel

Regolatore di pressione
Pressure regulator



SILENT CCS

Ruote in gomma
Rubber wheels



Compressori d'aria insonorizzati a pistone *Silent piston air compressors*

SILENT VX



Type	Cod.	Tank		Flow		Pressure		Power		Grup. Pump	Cil. St.	RPM	dB (A)	LxPxH	Weight
		l	l/min	CFM	m³/h	bar	psi	HP	kW						
SILENT VX 90/255	1342020000	90	250	8.8	15	10	145	2,5	1,8	VX 255	2/1	1450	66	940x850x490 37x33.5x19.3	87 192
SILENT VX 90/304	1342030000	90	300	10.5	18	10	145	2,5	1,8	VX 304	2/1	1450	66	1030x520x1020 40.5x20.5x40.2	87 192
SILENT VX 90/360	1342000000	90	360	12.7	21,6	10	145	3	2,2	VX 360	2/1	2850	70	1030x520x1020 40.5x20.5x40.2	87 192

SILENT CCS



Type	Cod.	Tank		Flow		Pressure		Power		Grup. Pump	Cil. St.	RPM	dB (A)	LxPxH	Weight
		l	l/min	CFM	m³/h	bar	psi	HP	kW						
SILENT CCS 100/268 M	1469183000	100	250	8.8	15	10	145	2	1,5	AB 268	2/1	1240	70	1100x400x780 43.3x15.7x30.7	63 139
SILENT CCS 100/360 M	1469323000	100	350	12.4	21	10	145	3	2,2	AB 360	2/1	1500	72	1100x400x780 43.3x15.7x30.7	65 143
SILENT CCS 100/268	1469373000	100	250	8.8	15	10	145	2	1,5	AB 268	2/1	1240	70	1100x400x780 43.3x15.7x30.7	63 139
SILENT CCS 100/360	1469593000	100	350	12.4	21	10	145	3	2,2	AB 360	2/1	1500	72	1100x400x780 43.3x15.7x30.7	65 143

NEW WHISPER SILENT

Interruttore on/off
On-off switch

Contaore - Hour meter

Manometro
Pressure gauge

Mobile in lamiera di acciaio con accesso
semplificato alla manutenzione
*Steel cabinet with easy access for
maintenance*

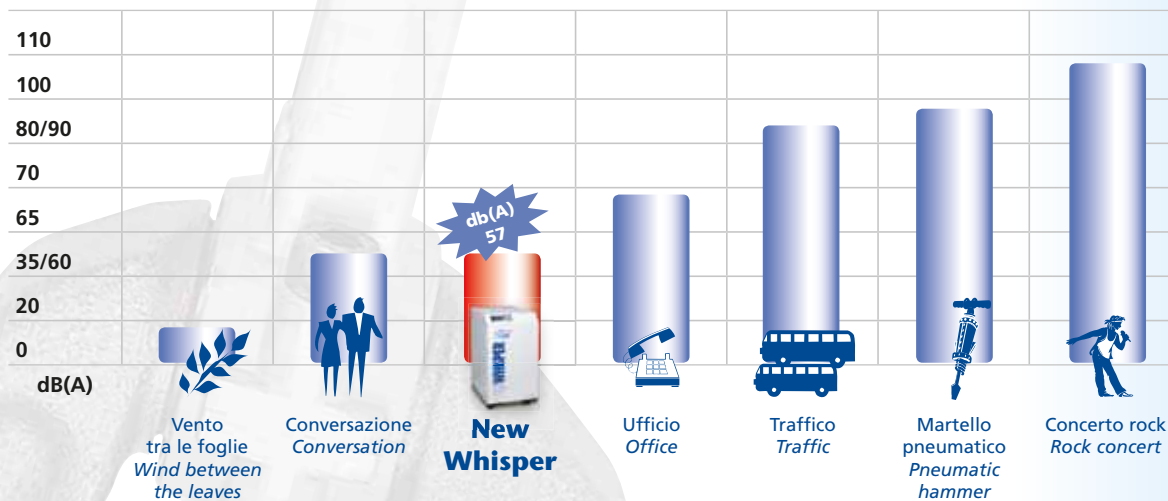
Serbatoio interno da 24 L
24 L built in air receiver

Dotato di 4 ruote pivotanti per una
migliore semplicità di spostamento
*Equipped with 4 swiveling wheels for
a greater mobility*



Compressori d'aria insonorizzati a pistone *Silent piston air compressors*

NEW WHISPER



Type	Cod.									LxPxH					
		ℓ	ℓ/min	CFM	m³/h	bar	psi	HP	kW	Grup. Pump	Cil. St.	min-1	dB (A)	mm in	kg lb
NEW WHISPER AB 360 □	1681740000	24	250	8.8	15	10	145	2	1,5	AB 360	2/1	1030	57	490x700x930 19x27.3x36.3	110 242
NEW WHISPER VX 255 □	1723030000	24	250	8.8	15	10	145	2	1,5	VX 255	2/1	1450	57	490x700x930 19x27.3x36.3	100 220
NEW WHISPER VX 304 □	1681760000	24	300	11	18	10	145	2,5	1,8	VX 304	2/1	1450	57	490x700x930 19x27.3x36.3	105 232
NEW WHISPER VS 204 □	1681770000	24	200	7	12	8	116	2	1,5	VS 204 oilless	2/1	1450	55	490x700x930 19x27.3x36.3	110 242
NEW WHISPER VS 255 □	1724980000	24	250	8.8	15	8	116	2,5	1,8	VS 255 oilless	2/1	1450	55	490x700x930 19x27.3x36.3	105 232

SCS - SCS 200 - SCS 500 SCS 300 ABS - SCS 500 ABS



Compressori d'aria insonorizzati a pistone, avviamento diretto

Silent piston air compressors, DOL starter

SCS



Type	Cod.											LxPxH			
400/50/3 ■		ℓ	ℓ/min	CFM	m³/h	bar	psi	HP	kW	Grup. Pump	Cil. St.	min-1	dB (A)	mm in	kg lb
SCS 415	1688871000	-	400	14	24	10	145	3	2,2	AB 515	2/1	1210	68	837x592x735 32.6x23x28.6	115 254
SCS 540	1693282000	-	540	19	32,4	10	145	4	3	AB 598	2/2	1170	68	837x592x735 32.6x23x28.6	125 275
SCS 598	1693292000	-	600	21.1	35,9	10	145	5,5	4	AB 598	2/2	1270	69	837x592x735 32.6x23x28.6	160 353
SCS 958	1692942000	-	830	29.3	49,8	10	145	7,5	5,5	AB 998	2/2	980	66	837x592x735 32.6x23x28.6	170 375
SCS 988	1684622000	-	910	32.2	54,6	10	145	10	7,5	AB 998	2/2	1070	66	837x592x735 32.6x23x28.6	170 375



SCS 200
SCS 300
SCS 500

Type	Cod.											LxPxH			
400/50/3 ■		ℓ	ℓ/min	CFM	m³/h	bar	psi	HP	kW	Grup. Pump	Cil. St.	min-1	dB (A)	mm in	kg lb
SCS 415/200	1686701000	200	400	14	24	10	145	3	2,2	AB 515	2/1	1210	68	837x592x735 32.6x23x28.6	175 386
SCS 540/300	1693632000	270	540	19	32,4	10	145	4	3	AB 598	2/2	1170	68	1440x592x1220 56.7x23x48	190 419
SCS 598/300	1693662000	270	600	21.1	35,9	10	145	5,5	4	AB 598	2/2	1270	69	1440x592x1220 56.7x23x48	215 474
SCS 958/300	1692932000	270	830	29.3	49,8	10	145	7,5	5,5	AB 998	2/2	980	66	1440x592x1220 56.7x23x48	230 507
SCS 988/300	1720722000	270	1070	37.8	64,2	10	145	10	7,5	AB 998	2/2	1270	66	1440x592x1220 56.7x23x48	230 507
SCS 958/500	1692922000	500	830	29.3	49,8	10	145	7,5	5,5	AB 998	2/2	980	66	2000x600x1330 78.7x23.6x52.4	305 672
SCS 988/500	1686152000	500	910	32.2	54,6	10	145	10	7,5	AB 998	2/2	1070	66	2000x600x1330 78.7x23.6x52.4	305 672

SCS 300 ABS
SCS 500 ABS

Con essiccatore / With dryer (ABS)



Type	Cod.											LxPxH			
400/50/3 ■		ℓ	ℓ/min	CFM	m³/h	bar	psi	HP	kW	Grup. Pump	Cil. St.	min-1	dB (A)	mm in	kg lb
SCS 540/300 ABS	1693002000	270	540	19	32,4	10	145	4	3	AB 598	2/2	1170	68	1440x592x1220 56.7x23x48	230 507
SCS 598/300 ABS	1693012000	270	600	21.1	35,9	10	145	5,5	4	AB 598	2/2	1270	68	1440x592x1220 56.7x23x48	235 518
SCS 958/300 ABS	1692912000	270	830	29.3	49,8	10	145	7,5	5,5	AB 998	2/2	980	66	1440x592x1220 56.7x23x48	275 606
SCS 988/300 ABS	1723042000	270	1070	37.8	64,2	10	145	10	7,5	AB 998	2/2	1270	66	1440x592x1220 56.7x23x48	275 606
SCS 958/500 ABS	1692902000	500	830	29.3	49,8	10	145	7,5	5,5	AB 998	2/2	980	66	2000x600x1330 78.7x23.6x52.4	340 750
SCS 988/500 ABS	1684112000	500	910	32.2	54,6	10	145	10	7,5	AB 998	2/2	1070	66	2000x600x1330 78.7x23.6x52.4	340 750

SSA - SSA 300 - SSA 500 SSA 300 ABS - SSA 500 ABS



Pannello di controllo
Control panel

Essiccatore - Air Dryer

Cofanatura in lamiera d'acciaio, insonorizzata
con materiale fonoassorbente
Metal cabinet with sound proof material

Valvola di sicurezza
Pre-set safety valve



Scarico condensa - Condensation drainage

Serbatoio 500 Lt - 500 Lt air receiver



Compressori d'aria insonorizzati a pistone, avviamento stella triangolo

Silent piston air compressors, star-delta starter

SSA



Type	Cod.									LxPxH					
		ℓ	ℓ/min	CFM	m³/h	bar	psi	HP	kW	Grup. Pump	Cil. St.	min-1	dB (A)	mm in	kg lb
400/50/3															
SSA 598	1701065000	-	600	21.1	35,9	10	145	5,5	4	AB 598	2/2	1270	65	837x592x735 32.6x23x28.6	120 264
SSA 958*	1701085000	-	830	29.3	49,8	10	145	7,5	5,5	AB 998	2/2	980	65	837x592x735 32.6x23x28.6	187 412
SSA 998 *	1697795000	-	1070	37.8	64,2	10	145	10	7,5	AB 998	2/2	1270	65	837x592x735 32.6x23x28.6	190 418.9

* Con controllo automatico livello olio / With automatic oil level control



SSA 300
SSA 500

Type	Cod.									LxPxH					
		ℓ	ℓ/min	CFM	m³/h	bar	psi	HP	kW	Grup. Pump	Cil. St.	min-1	dB (A)	mm in	kg lb
400/50/3 ○															
SSA 598/300	1704425000	270	600	21.1	35,9	10	145	5,5	4	AB 598	2/2	1270	66	1440x592x1220 56.7x23.3x48	215 474
SSA 958/300*	1698115000	270	830	29.3	49,8	10	145	7,5	5,5	AB 998	2/2	980	66	1440x592x1220 56.7x23.3x48	247 544
SSA 998/300*	1723055000	270	1070	37.8	64,2	10	145	10	7,5	AB 998	2/2	1270	66	1440x592x1220 56.7x23.3x48	250 551
SSA 598/500	1725655000	500	600	21.1	35,9	10	145	5,5	4	AB 598	2/2	1270	66	2000x600x1330 78.7x23.6x52.4	290 640
SSA 958/500*	1704445000	500	830	29.3	49,8	10	145	7,5	5,5	AB 998	2/2	980	66	2000x600x1330 78.7x23.6x52.4	322 709.9
SSA 998/500*	1723075000	500	1070	37.8	64,2	10	145	10	7,5	AB 998	2/2	1270	66	2000x600x1330 78.7x23.6x52.4	325 716.5

* Con controllo automatico livello olio / With automatic oil level control



SSA 300 ABS
SSA 500 ABS

Con essiccatore / With dryer (ABS)

Type	Cod.									LxPxH					
		ℓ	ℓ/min	CFM	m³/h	bar	psi	HP	kW	Grup. Pump	Cil. St.	min-1	dB (A)	mm in	kg lb
400/50/3 ○															
SSA 598/300 ABS	1725665100	270	600	21.1	35,9	10	145	5,5	4	AB 598	2/2	1270	66	1440x592x1220 56.7x23.3x48	235 518
SSA 958/300 ABS*	1697905100	270	830	29.3	49,8	10	145	7,5	5,5	AB 998	2/2	980	66	1440x592x1220 56.7x23.3x48	267 588.6
SSA 998/300 ABS*	1723065100	270	1070	37.8	64,2	10	145	10	7,5	AB 998	2/2	1270	66	1440x592x1220 56.7x23.3x48	270 595
SSA 598/500 ABS	1725445100	500	600	21.1	35,9	10	145	5,5	4	AB 598	2/2	1270	66	2000x600x1330 78.7x23.6x52.4	255 562
SSA 958/500 ABS*	1704465100	500	830	29.3	49,8	10	145	7,5	5,5	AB 998	2/2	980	66	2000x600x1330 78.7x23.6x52.4	342 754
SSA 998/500 ABS*	1723075100	500	1070	37.8	64,2	10	145	10	7,5	AB 998	2/2	1270	66	2000x600x1330 78.7x23.6x52.4	345 760.6

* Con controllo automatico livello olio / With automatic oil level control



POWERED by
HONDA™

S1506 - S1520 S360/22

Avviamento facilitato
Easy start-up

Motore Honda a 4 tempi
4-stroke Honda engine

Gruppo pompante a 2 pistoni e cilindro in ghisa integrale
Pumping unit with 2 pistons and built-in cast iron cylinder

Valvola pneumatica di comando e di ritegno
Pneumatic control and non-return valve

S360/22

Ruote di grandi dimensioni per
facilitarne lo spostamento
Large wheels heightens portability

S1520

Doppio piede con gommino ammortizzante
Double feet with rubber shock absorber

Manico ergonomico
Ergonomic handle

Gruppo filtro riduttore e lubrificatore
Regulator filter unit and lubricator

Manometro
Pressure gauge

S1506



Motocompressori Petrol engine air compressors

S1506



POWERED by
HONDA™



Type	Cod.	Tank		Flow		Pressure		Honda		Grup. Pump	Cil. St.	G/1'	dB (A)	LxPxH	kg lb	
		l	l/min	CFM	m³/h	bar	psi	Type	HP							
S1506	1446324000	6	275	9.7	16,5	10	145	GP	160	5	S 15	1/1	3400	76	445x520x435 17.4x20.3x16.7	22 49



POWERED by
HONDA™



S1520

Accessori per Agri Air Set
Accessoires for Agri Air Set



Type	Cod.	Tank		Flow		Pressure		Honda		Grup. Pump	Cil. St.	G/1'	dB (A)	LxPxH	kg lb	
		l	l/min	CFM	m³/h	bar	psi	Type	HP							
S1520	1446384000	20	275	9.7	16,5	10	145	GP	160	5	S 15	1/1	3400	76	600x490x850 23.4x19x33.2	35,5 78
AGRI AIR SET S 1520	9991860000	20	275	9.7	16,5	10	145	GP	160	5	S 15	1/1	3400	76	600x490x850 23.4x19x33.2	35,5 78

Set composto da: Motocompressore S1520, forbice per potatura frutteto, pettine scuotitore per raccolta olive, asta di prolunga telescopica da 0,70 a 1,10 m, tubo in poliuretano da 10 m con raccordi.
Set composed of: S1520 petrol engine air compressor shears for fruit-tree pruning, olive agitator, telescopic extension pole (2.3'-3.6'), polyurethane hose with fittings (32.8').



POWERED by
HONDA™



S360/22

Accessori per Agri Air Set
Accessoires for Agri Air Set



Type	Cod.	Tank		Flow		Pressure		Honda		Grup. Pump	Cil. St.	G/1'	dB (A)	LxPxH	kg lb	
		l	l/min	CFM	m³/h	bar	psi	Type	HP							
S360/22	1446594000	22	290	10.5	17,4	10	145	GP	160	5	AB 360	1/1	1260	76	710x490x850 27.7x19x33.2	46 101
AGRI AIR SET S 360/22	9994050000	22	290	10.5	17,4	10	145	GP	160	5	AB 360	2/1	1260	76	710x490x850 27.7x19x33.2	46 101

Set composto da: Motocompressore S360/22, pettine scuotitore per raccolta olive, asta di prolunga telescopica da 1,10 a 2 m, tubo in poliuretano da 10 m con raccordi.
Set composed of: S360/22 petrol engine air compressor shears for fruit-tree pruning, olive agitator, telescopic extension pole (3.6' - 6.6'), polyurethane hose with fittings (32.8')



POWERED by
HONDA™

AGRI 515/24 AGRI 65 - AGRI 90

Autoregolazione accelerazione
Self-adjusting acceleration function

Motore Honda a 4 tempi omologato
Homologated 4-stroke Honda engine

Gruppo pompante a 2 pistoni e cilindro
in ghisa integrale
Pumping unit with 2 piston with cast iron
cylinder

Manico ergonomico
Ergonomic handle

Avviamento facilitato
Easy start-up

Valvola pneumatica di
comando e di ritegno
Pneumatic control
and non-return valve

Manometro antiurto a bagno
di glicerina
Shockproof gauge in glycerine
bath

Gruppo filtro riduttore e lubrificatore
Regulator filter unit and lubricator

Doppio piede con gommino ammortizante
Double feet with rubber shock absorber

Ruote pneumatiche tassellate
di grandi dimensioni
Large all-terrain pneumatic tyres

AGRI 515/24



Motocompressori Petrol engine air compressors

AGRI 515/24



POWERED by
HONDA™



Type	Cod.									LxPxH					
		l	l/min	CFM	m³/h	bar	psi	Type	HP	Grup. Pump	Cil. St.	min-1	dB (A)	mm in	kg lb
AGRI 515/24	1446652000	24	510	18.2	30,6	10	145	GX 160	5,5	AB 515	2/1	1190	76	1070x430x770 42x17x30.3	63 139

AGRI 65



POWERED by
HONDA™



Type	Cod.									LxPxH					
		l	l/min	CFM	m³/h	bar	psi	Type	HP	Grup. Pump	Cil. St.	min-1	dB (A)	mm in	kg lb
AGRI 65	1447331000	11+11	540	19	32,4	10	145	GX 160	5,5	AB 598	2/2	1170	76	820x700x790 32x27.3x30.8	85 187

AGRI 90



POWERED by
HONDA™



Type	Cod.									LxPxH					
		l	l/min	CFM	m³/h	bar	psi	Type	HP	Grup. Pump	Cil. St.	min-1	dB (A)	mm in	kg lb
AGRI 90/598	1447101000	17+17	600	21.1	35,9	10	145	GX 270	9	AB 598	2/2	1270	76	1070x770x820 42x30x32	104 229
AGRI 90/678	1447141000	17+17	670	23.7	40,2	10	145	GX 270	9	AB 678	2/2	1035	76	1070x770x890 42x30x34.7	108 238

AGRI 75 DIESEL



POWERED by
YANMAR

Gruppo filtro riduttore e lubrificatore
Regulator filter unit and lubricator

Manico ergonomico
Ergonomic handle

Motore Yanmar
Yanmar engine

Valvola pneumatica di comando e di ritegno
Pneumatic control and non-return valve

AGRI 75 DIESEL

Doppio piede con gommino ammortizzante
Double feet with rubber shock absorber


Manometro
Pressure gauge

Ruote pneumatiche tassellate di grandi dimensioni
Large all-terrain pneumatic tyres

Gruppo pompante a 2 pistoni e cilindro in ghisa integrale
Pumping unit with 2 piston with cast iron cylinder

Maniglia ergonomica
Ergonomic handle

S 300/678 DIESEL



Ruota pivotante
Swivel wheel

Ruote in gomma
Rubber wheels



Motocompressori
Petrol engine air compressors



POWERED by
YANMAR

AGRI 75 DIESEL



Type	Cod.	Tank		Flow		Pressure		YANMAR Engine	Pump	Cyl. St.	RPM	Noise	LxPxH	Weight
		l	l/min	CFM	m ³ /h	bar	psi							
AGRI 75 DIESEL	1447191000	17+17	650	23	39	10	145	7,7	AB 678	2/2	950	76	1070x770x880 42x30x34.3	118 260



POWERED by
YANMAR

S 300/678 DIESEL



Type	Cod.	Tank		Flow		Pressure		YANMAR Engine	Pump	Cyl. St.	RPM	Noise	LxPxH	Weight
		l	l/min	CFM	m ³ /h	bar	psi							
S 300/678 DIESEL	1448321000	270	650	23	39	10	145	7,7	AB 678	2/2	950	76	1600x500x1040 63x19.7x44.9	160 353



POWERED by
HONDA™

S50 - S100 - S200
S300 - S500

Autoregolazione accelerazione
Self-adjusting acceleration function

Avviamento facilitato
Easy start-up

Motore Honda - Honda engine

Manico ergonomico
Ergonomic handle


Gruppo pompante e
cilindro in ghisa integrale
Pumping unit and built-in
cast iron cylinder

S 200/515

S 100/360

Ruote in gomma
Rubber wheels

Ruota pivotante
Swivel wheel



Type	Cod.									LxPxH							
		l	l/min	CFM	m ³ /h	bar	psi	Type	HP	Grup. Pump	Cil. St.	min-1	dB (A)	mm	in	kg	lb
400/50/3																	
S50/268	1448470000	50	250	8.8	15	10	145	GP 160	5	AB 268	2/1	1240	76	1010x360x750		55	121
S100/360	1448480000	100	350	12.4	21	10	145	GP 160	5	AB 360	2/1	1500	76	1100x400x850		65	143
S200/360	1448291000	200	350	12.4	21	10	145	GP 160	5	AB 360	2/1	1500	76	1460x460x1140		110	243
S200/515	1447514000	200	510	18.2	30,6	10	145	GX 160	5,5	AB 515	2/1	1280	76	1460x460x1140		150	331
S300/525	1448490000	270	490	17.3	29,4	10	145	GX 160	5,5	AB 525	2/2	1440	76	1600x560x1230		190	419
S300/598	1447522000	270	600	21.1	35,9	10	145	GX 270	9	AB 598	2/2	1270	76	1600x560x1230		200	441
S500/998	1448500000	500	1070	37.8	64,2	10	145	GX 390	13	AB 998	2/2	1270	76	1970x590x1300		260	573

Motocompressori Petrol engine air compressors

MSU 998



POWERED by
LOMBARDINI

Serbatoio 90 L approvato C€ 13 bar
90 L tank at 13 bar C€ approved

Gruppo filtro riduttore / lubrificatore
Filter reducer / lubricator unit

Doppio arrotolatore tubo:
a) 1x ø1/2-16 mt / b) 1x ø3/8-21 mt
Double hose reel:
a) 1x ø1/2-16 mt / b) 1x ø3/8-21 mt

Telaio in ferro
Solid iron chassis

Presse elettrica trifase V. 400/50 (rosso) 6 kVA
Three-phase V. 400/50 (red) electric plug 6 kVA

Presse elettrica monofase V. 230/50 (blu) 2 kVA
Mono-phase V. 230/50 (blue) 2 kVA

Filtro industriale esterno
per motore diesel (facile
manutenzione)
External industrial filter
for diesel engine (easy
maintenance)

Pannello di controllo / accensione motore con
avviamento diretto
Motor starter / panel control with electric
starter

Cabina insonorizzata con pannelli in acciaio
verniciato
Soundproof booth with steel painted panels

Serbatoio carburante 22 lt
Fuel tank 22 lt

Batteria elettrica per l'accensione del motore
Electric battery for motor start

Unità multifunzionale di servizio, integra compressore d'aria, generatore di corrente e motore diesel in una unica cabina insonorizzata.

Multifunctional service unit, equipped with air compressor, power generator and diesel engine in a unique noise proofed cabinet.



Type	Cod.									LxPxH				
		l	l/min	CFM	m ³ /h	bar	psi	HP	Grup. Pump	Cil. St.	min-1	dB (A)	mm in	kg lb
MSU 998	1448281000	90	800	29	79	12	174	17	AB 998	2/2	1090	76	810x860x1690 31.9x33.8x66.5	378 833

FORBICE PNEUMATICA VIGNA / PNEUMATIC SHEARS FOR VINEYARDS



Modello / Model	Cod.
Forbice pneumatica vigna predisposta per prolunga / Pneumatic shears for vineyards with fitting for extension	6011052000
Forbice pneumatica frutteto predisposta per prolunga / Pneumatic shears for fruit-tree pruning with fitting for extension	6011052001
Forbice pneumatica vigna / Pneumatic shears for vineyards	6011050000
Forbice pneumatica frutteto / Pneumatic shears for fruit-tree pruning	6011050001

Forbice pneumatica vigna / Pneumatic shears for vineyards

- pressione d'esercizio/working pressure 8/10 bar / 116-145 psi
- capacità di taglio/cutting power Ø 20 mm / Ø 1"
- consumo d'aria/air consumption 80 l/min / 2.83 cfm
- peso netto/net weight 550 g / 1.2 lb

Forbice pneumatica frutteto / Pneumatic shears for fruit-tree pruning

- pressione d'esercizio/working pressure 8/10 bar / 116-145 psi
- capacità di taglio/cutting power Ø 25 mm / Ø 1.18"
- consumo d'aria/air consumption 80 l/min / 2.83 cfm
- peso netto/net weight 550 g / 1.2 lb

SEGHETTO PNEUMATICO / PNEUMATIC SAW



Modello / Model	Cod.
Seghetto pneumatico / Pneumatic saw	6011000000

- pressione d'esercizio / working pressure 8/10 bar / 116-145 psi
- capacità di taglio / cutting power Ø 200 mm / Ø 7.8"
- consumo d'aria / max air consumption 400/430 l/min / 14.1-15.2 cfm
- peso netto / net weight 2 kg / 4.4 lb

- barra / bar lunghezza 11" / length 11"
- catena / chain 11/5 maglie n. 43 / 11/5 43 link
- oliatore automatico / automatic oiler
- freno a catena / chain brake


PETTINE SCUOTITORE PER RACCOLTE OLIVE SENZA ASTA DI PROLUNGA OLIVE AGITATOR WITHOUT EXTENSION POLE



Modello / Model	Cod.
Pettine scuotitore per raccolte olive senza asta di prolunga / Olive agitator without extension pole	6011030000
Impugnatura comando per pettine scuotitore / Handle for olive agitator	6011060002


- pressione d'esercizio / working pressure 6-8 bar / 87-116 psi
- consumo d'aria / max air consumption 200 l/min / 7.06 cfm
- peso netto / net weight 1,100 kg / 0.49 lb

ASTE FISSE DI PROLUNGA / FIX EXTENSION POLES



Modello / Model	Cod.
Asta fissa di prolunga m 1,5 completa di impugnatura / Fix extension pole lenght 4.9'	6011060150
Asta fissa di prolunga m 2 completa di impugnatura / Fix extension pole lenght 6.6'	6011060200
Asta fissa di prolunga m 3 completa di impugnatura / Fix extension pole lenght 9.8'	6011060300

ASTE TELESCOPICHE / TELESCOPIC EXTENSION POLES



Modello / Model	Cod.
Asta di prolunga telescopica da 0,70 a 1,10 m / From 2.3' to 3.6' telescopic extension pole	6011060070
Asta di prolunga telescopica da 1,10 a 2 m / From 3.6' to 6.6' telescopic extension pole	6011060110
Asta di prolunga telescopica da 1,85 a 3,10 m / From 6.1' to 10.2' telescopic extension pole	6011060185

per forbici / for shears



ATTACCHI / CONNECTIONS

Modello / Model	Cod.
Attacco prolunga forbici / Pruning shears extension connection	6011060000
Attacco prolunga seghetto / Saw extension connection	6011060001


- pressione d'esercizio / working pressure 6-8 bar / 87-116 psi
- consumo d'aria / max air consumption 200 l/min / 7.06 cfm
- peso netto / net weight 1,100 kg / 0.49 lb

per seghetto / for saw

Accessori pneumatici per potatura e raccolta Pneumatic tools for pruning and picking

AVVOLGITORE MANUALE / MANUAL HOSE REEL

	Cod.
Avvolgitore manuale con tubo da m 100 Ø 8 x 5,5 mm / Manual hose reel complete with 328' hose Ø 0.31" x 0,21"	6011230100
Avvolgitore manuale senza tubo / Manual hose reel without hose	6011220000
Tubo da m 100 Ø 8 x 5,5 mm / 328' hose Ø 0.31" x 0,21"	6011351008



TUBO SPIRALE COMPLETO DI RACCORDI / RECOIL HOSE COMPLETE WITH JOINTS

	Cod.
Tubo spirale completo di raccordi m 10 Ø 8 x 6 mm / 32.8' recoil hose Ø 0.31" x 0.23" complete with joints	6011401002
Tubo spirale completo di raccordi m 10 Ø 10 x 8 mm / 32.8' recoil hose Ø 0.39" x 0.31" complete with joints	6011401012



GRUPPO MODULARE COMPOSTO DA REGOLATORE DI PRESSIONE CON MANOMETRO, FILTRO CON SCARICATORE DI CONDENSA SEMI-AUTOMATICO E NEBULIZZATORE MODULAR GROUP COMPOSED OF PRESSURE REGULATOR WITH PRESSURE GAUGE, FILTER WITH SEMI-AUTOMATIC CONDENSATE DRAINAGE UNIT AND OIL ATOMISER

(scala graduata 0÷12 bar / 0÷174 psi)
(pressure range 0÷12 bar / 0÷174 psi)

		Cod.
portata aria / air flow - filettatura BSP / BSP thread	240 l/min / 8.4 cfm - 1/4" FF	6109301411
portata aria / air flow - filettatura BSP / BSP thread	450 l/min / 15.8 cfm - 3/8" FF	6109303811



DISGIUNTORE / STAND-BY VALVE

		Cod.
Filettatura BSP / BSP thread - portata aria / air flow	3/8" FF - 380 l/min / 13.5 cfm	6005463800
Filettatura BSP / BSP thread - portata aria / air flow	1/2" FF - 800 l/min / 28.3 cfm	6005461200

• pressione massima 20 bar / max pressure 290 psi




DISGIUNTORE CON DECELERATORE / STAND-BY VALVE FOR DECELERATION WITH IDLE DEVICE

		Cod.
Filettatura BSP / BSP thread portata aria / air flow pressione massima 20 bar / max pressure 290 psi	1/2" FF - 800 l/min / 28.3 cfm	7195170000
Acceleratore pneumatico / Pneumatic trottle		9102360000



OLIO LUBRIFICATORI / OIL LUBRICATED

Type		Cod.		
			kg	lb
945	1 bott.	6109450001	1	2
945/6	6 bott.	6109450006	6	13



TRATTAMENTO DELL'ARIA AIR TREATMENT

Essiccatori TDRY

- Controllo e mantenimento del punto di rugiada.
- Temporizzazione dello scarico di condensa.
- Visualizzazione della condizione operativa.
- Control and holding of the dew point.
- Timed discharge of the condensate.
- Display of the operating conditions.

Essiccatori TXDRY

Refrigeratore ausiliario per ambienti con temperatura e grado di umidità alto.

Air dryers with auxiliary cooler, suitable for environments with high temperatures and levels of humidity.



**ESSICCATORI
TDRY**



**ESSICCATORI
TXDRY**

FILTRI - FILTERS



FILTRI FQ

Filtro ad intercettazione filtrazione liquido e polvere 3 µm
Interception filter. Liquid and dust filtration 3 µm



FILTRI FP

Filtro a coalescenza filtrazione liquido e polvere 0,1 µm, olio 0,1 mg/m³
Coalescence filter. Liquid and dust filtration 0,1 µm, oil 0,1 mg/m³



FILTRI FD

Filtro a coalescenza filtrazione liquido e polvere 0,01 µm, olio 0,01 mg/m³
Coalescence filter. Liquid and dust filtration 0,01 µm, oil 0,01 mg/m³



FILTRI FC

Filtro a carbone attivo filtrazione olio 0,003 mg/m³
Activated carbon filter oil filtration 0,003 mg/m³

Essiccatori a ciclo frigorifero / Refrigeration dryers

TDRY 6/I ÷ 366/I






Type	Cod.	→			Δp		LxPxH		
		ℓ/min	CFM	m³/h					
V230/50/1Ph									
TDRY 6/I *	7565302000	600	21.2	36	0,09	3/8"	305x360x408 12x14.2x16	17 34.5	0.149
TDRY 9/I *	7565312000	900	31.8	54	0,07	1/2"	325x430x445 12.8x16.9x17.5	24 53	0.149
TDRY 12/I *	7565322000	1200	42.4	72	0,12	1/2"	325x430x445 12.8x16.9x17.5	24 53	0.149
TDRY 18/I *	7565332000	1800	63.6	108	0,26	1/2"	325x430x445 12.8x16.9x17.5	24 53	0.149
TDRY 25/I *	7565342000	2500	88.3	150	0,13	3/4"	395x486x565 15.5x19.1x22.2	31 68.3	0.191
TDRY 32/I *	7565352000	3200	113.1	192	0,21	3/4"	395x486x565 15.5x19.1x22.2	36 79.4	0.191
TDRY 47/I	7567142000	4700	166.1	282	0,26	1"	485x595x614 18.9x23.2x24	59 130	0.335
TDRY 57/I	7567152000	5700	201.4	342	0,3	1"	485x595x614 18.9x23.2x24	60 132	0.504
TDRY 63/I	7565371000	6300	222.6	378	0,3	1-1/2"	500x680x980 19.7x26.8x38.6	69 152	0.504
TDRY 80/I	7565382000	8000	282.7	480	0,27	1-1/2"	500x680x980 19.7x26.8x38.6	71 156	0.504
TDRY 110/I	7567162000	11000	388.7	660	0,33	2"	720x750x1360 28.3x29.5x53.5	114 231	0.840
TDRY 130/I	7567172000	13000	459.4	780	0,12	2"	720x750x1360 28.3x29.5x53.5	120 264	0.840
TDRY 168/I	7565412000	16667	588.9	1000	0,19	2"	720x750x1360 28.3x29.5x53.5	170 375	1.943
V400/50Hz/3Ph									
TDRY 216/I	7567182000	21667	765.6	1300	0,18	3"	1555x785x1365 61.2x30.9x53.7	250 551	1.943
TDRY 283/I	7567192000	28333	1001.2	1700	0,23	3"	1555x785x1365 61.2x30.9x53.7	262 578	1.943
TDRY 366/I	7567202000	36667	1295.7	2200	0,24	3"	1555x785x1365 61.2x30.9x53.7	346 762	

* Altri voltaggi disponibili a richiesta / Other voltages available upon request

TXDRY 5÷105



Type	Cod.	→			Δp		LxPxH		
		l/min	CFM	m ³ /h					
V230/50Hz/1Ph									
TXDRY 5	7565450000	550	19	33	0,01	1/2"	425x415x645 16.6x16.1x25.1	44 98	0.248
TXDRY 8	7565460000	850	29	51	0,03	1/2"	425x415x645 16.6x16.1x25.1	47 104	0.248
TXDRY 12	7565470000	1200	41	72	0,04	1/2"	425x415x645 16.6x16.1x25.1	49 109	0.248
TXDRY 18	7565480000	1800	62	108	0,06	1"	410x465x1130 16x18.1x44	58 129	0.456
TXDRY 23	7565490000	2300	79	138	0,08	1"	410x465x1130 16x18.1x44	61 135	0.456
TXDRY 31	7565500000	3100	106	186	0,10	1-1/4"	510x515x1320 19.8x20x51.4	71 157	0.684
TXDRY 40	7565510000	4000	138	240	0,14	1-1/4"	510x515x1320 19.8x20x51.4	76 169	0.684
TXDRY 55	7565520000	5500	190	330	0,19	1-1/2"	560x595x1520 21.8x23.2x59.2	87 193	0.944
TXDRY 62	7565530000	6200	213	372	0,21	1-1/2"	560x595x1520 21.8x23.2x59.2	96 213	0.944
TXDRY 81	7565540000	8100	280	486	0,28	2"	710x775x1565 27.6x30.2x61	159 353	1.260
TXDRY 105	7565550000	10500	362	630	0,37	2"	710x775x1565 27.6x30.2x61	165 367	1.260

Filtri aria industriali / Industrial air filters

FQ 1000 ÷ 40000 (3 µm)

Type	Cod. filtro Filter Code					Cod. cartuccia Cartridge code
		ℓ/min	CFM	m³/h	BSP	
FQ 1000*	7212501000	1000	35.34	60	3/8"	7212500010
FQ 1300*	7212511000	1300	45.94	78	1/2"	7212510010
FQ 2000*	7212521000	2000	70.67	120	3/4"	7212520010
FQ 3300*	7212531000	3300	116.61	198	1"	7212530010
FQ 5600*	7212541000	5600	197.88	335	1"	7212540010
FQ 8500*	7212551000	8500	300.35	510	1-1/2"	7212550010
FQ 13000*	7212561000	13000	459.36	780	1-1/2"	7212560010
FQ 16500 □	7212571000	16500	583.04	990	2"	7212570010
FQ 25000 □	7212581000	25000	883.39	1500	2"	7212580010
FQ 40000 □	7215211000	40000	1412.58	2760	3"	7215210010

* Completi di scaricatore manuale / Equipped with manual drain
□ Completi di scaricatore automatico / Equipped with automatic drain




FP 1000 ÷ 40000 (1 µm - 0,1 mg/m³)

Type	Cod. filtro Filter Code					Cod. cartuccia Cartridge code
		ℓ/min	CFM	m³/h	BSP	
FP 1000*	7212591000	1000	35.34	60	3/8"	7212590010
FP 1300*	7212601000	1300	45.94	78	1/2"	7212600010
FP 2000*	7212611000	2000	70.67	120	3/4"	7212610010
FP 3300*	7212621000	3300	116.61	198	1"	7212620010
FP 5600*	7212631000	5600	197.88	335	1"	7212630010
FP 8500*	7212641000	8500	300.35	510	1-1/2"	7212640010
FP 13000*	7212651000	13000	459.36	780	1-1/2"	7212650010
FP 16500 □	7212661000	16500	583.04	990	2"	7212660010
FP 25000 □	7212671000	25000	883.39	1500	2"	7212670010
FP 40000 □	7215221000	40000	1412.58	2760	3"	7215220010

* Completi di scaricatore manuale / Equipped with manual drain
□ Completi di scaricatore automatico / Equipped with automatic drain




FD 1 000 ÷ 40000 (0,01 mm - 0,01mg/m³)

Type	Cod. filtro Filter Code	→				Cod. cartuccia Cartridge code
		ℓ/min	CFM	m ³ /h		
FD 1000*	7212681000	1000	35.34	60	3/8"	7212680010
FD 1300*	7212691000	1300	45.94	78	1/2"	7212690010
FD 2000*	7212701000	2000	70.67	120	3/4"	7212700010
FD 3300*	7212711000	3300	116.61	198	1"	7212710010
FD 5600*	7212721000	5600	197.88	335	1"	7212720010
FD 8500*	7212731000	8500	300.35	510	1-1/2"	7212730010
FD 13000*	7212741000	13000	459.36	780	1-1/2"	7212740010
FD 16500 <input type="checkbox"/>	7212751000	16500	583.04	990	2"	7212750010
FD 25000 <input type="checkbox"/>	7212761000	25000	883.39	1500	2"	7212760010
FD 40000 <input type="checkbox"/>	7215231000	40000	1412.58	2760	3"	7215230010

* Completi di scaricatore manuale / Equipped with manual drain
 Completi di scaricatore automatico / Equipped with automatic drain



FC 1 000 ÷ 40000 (1 μm - 0,1 mg/m³)

Type	Cod. filtro Filter Code	→				Cod. cartuccia Cartridge code
		ℓ/min	CFM	m ³ /h		
FC 1000*	7212771000	1000	35.34	60	3/8"	7212770010
FC 1300*	7212781000	1300	45.94	78	1/2"	7212780010
FC 2000*	7212791000	2000	70.67	120	3/4"	7212790010
FC 3300*	7212801000	3300	116.61	198	1"	7212800010
FC 5600*	7212811000	5600	197.88	335	1"	7212810010
FC 8500*	7212821000	8500	300.35	510	1-1/2"	7212820010
FC 13000*	7212831000	13000	459.36	780	1-1/2"	7212830010
FC 16500 <input type="checkbox"/>	7212841000	16500	583.04	990	2"	7212840010
FC 25000 <input type="checkbox"/>	7212851000	25000	883.39	1500	2"	7212850010
FC 40000 <input type="checkbox"/>	7215241000	40000	1412.58	2760	3"	7215240010

* Completi di scaricatore manuale / Equipped with manual drain
 Completi di scaricatore automatico / Equipped with automatic drain



MANOMETRO / PRESSURE GAUGE


Type	Descrizione / Description	Cod.
MDM 60	Manometro differenziale / <i>Differential pressure gauge</i>	7110460000
MDM 60E	Manometro con contatto elettrico / <i>Pressure gauge with electric contact</i>	7110462000



SCARICATORI CONDENZA / DRAIN VALVES

Type	Descrizione / Description	Cod.
SC 5	Scaricatore manuale condensa <i>Manual condensate drain valve</i>	7564440000
SC 10	Scaricatore automatico condensa <i>Automatic condensate drain valve</i>	7563680000
SC 20	Scaricatore automatico condensa di grande portata <i>Large capacity automatic condensate drain valve</i>	7563690000



Type	Descrizione / Description	Cod.	
230/50-60/1			BSP
SCE	Scaricatore di condensa elettronico <i>Electronic condensate drain valve</i>	7561020000	3/4"
AIRTEC 11	Scaricatore di condensa elettronico programmabile <i>Easy-set adjustable electronic condensate drain valve</i>	7561080000	1/8"
AIRTEC PLUS	Scaricatore di condensa elettronico programmabile <i>Easy-set adjustable electronic condensate drain valve</i>	7566940000	1/4"
AIRTEC P	Scaricatore di condensa elettronico programmabile a comando pneumatico <i>Electronic programmable condensate drain valve with pneumatic piston</i>	7565590000	1/2"
		7565970000	3/8"
AIRTEC 33	Scaricatore di condensa elettronico capacitivo <i>Electronic capacitive condensate drain valve</i>	7564420000	1/2"
AIRTEC 100		7566950000	1/2"
AIRTEC 101	Scaricatori di condensa a controllo di livello digitale <i>Condensate drain dischargers control with digital level</i>	7566960000	1/2"
AIRTEC 200		7566970000	1/2"



SERBATOI (con accessori*)
AIR RECEIVERS (with accessories*)



Type	Cod.	Uscita aria Air outlet		Pressure		Ø D	H	Weight
		ℓ	Ø	bar	psi			
100 CE	4083000000	100	3/4"	11	160	400 15.8	1340 52.8	50 111
270 CE	1711000000	270	3/4"	11	160	540 21.3	1950 76.8	90 200
500 CE	1711010000	500	3/4"	11	160	660 26	2160 85	131 291
500 CE 15 bar	1711030000	500	3/4"	15	218	660 26	2160 85	152 337.7
720 CE	1711020000	720	3/4"	11	160	800 31.5	2070 81.5	202 449
900 CE	1711240000	900	1"	11	160	800 31.5	2115 83.3	210 466.6
2000 PED	1710530000	2000	1"	11,5	175	1150 45.3	2780 109.5	370 822
3000 PED	1710570000	3000	1"	11,5	175	1200 47.2	2960 116.5	550 1222
4000 PED	1710510000	4000	1"	11,5	175	1430 55.8	3065 119.5	730 1622
5000 PED	1710560000	5000	1"	11,5	175	1430 55.8	3565 138.5	850 1888


* Completi di valvola di sicurezza, scaricatore manuale di condensa, manometro, rubinetto uscita
Equipped with safety valve, manual condensate drain valve, Pressure gauge, air outlet

EK SEPARATORI CENTRIFUGHI DI CONDENSA
EK CENTRIFUGAL SEPARATORS FOR CONDENSATE




Type	Cod. filtro Filter Code	Flow			BSP	Cod. cartuccia Cartridge code
		ℓ/min	CFM	m³/h		
EK 2000	7212861000	2000	71	120	3/8"	7212860010
EK 2600	7212871000	2600	92	155	1/2"	7212870010
EK 3900	7212881000	3900	138	235	3/4"	7212880010
EK 6100	7212891000	6100	216	365	1"	7212890010
EK 12800	7212911000	12800	453	770	1-1/2"	7212910010
EK 16300	7212931000	16300	753,00	980	1-1/2"	7212930010
EK 33300	7212941000	33300	1.189,00	2000	2"	7212940010

SEPARATORI ACQUA-OLIO / WATER-OIL SEPARATORS

Type	Cod.	→			LxPxH			
		ℓ/min	CFM	m³/h	mm	in	kg	
WATERSEP 5	7212100000	3000	106	180	345	320	585	8,5 18.8
WATERSEP 10	7211920000	6500	230	390	440	430	655	19,5 43.3
WATERSEP 15	7211970000	12500	441	750	477	460	725	23,5 52.2
WATERSEP 30	7212110000	25000	883	1500	665	510	840	35 77.7
Kit WATERSEP 5	7212100010	-	-	-	-	-	-	-
Kit WATERSEP 10	7211920010	-	-	-	-	-	-	-
Kit WATERSEP 15	7211970010	-	-	-	-	-	-	-
Kit WATERSEP 30	7212110010	-	-	-	-	-	-	-

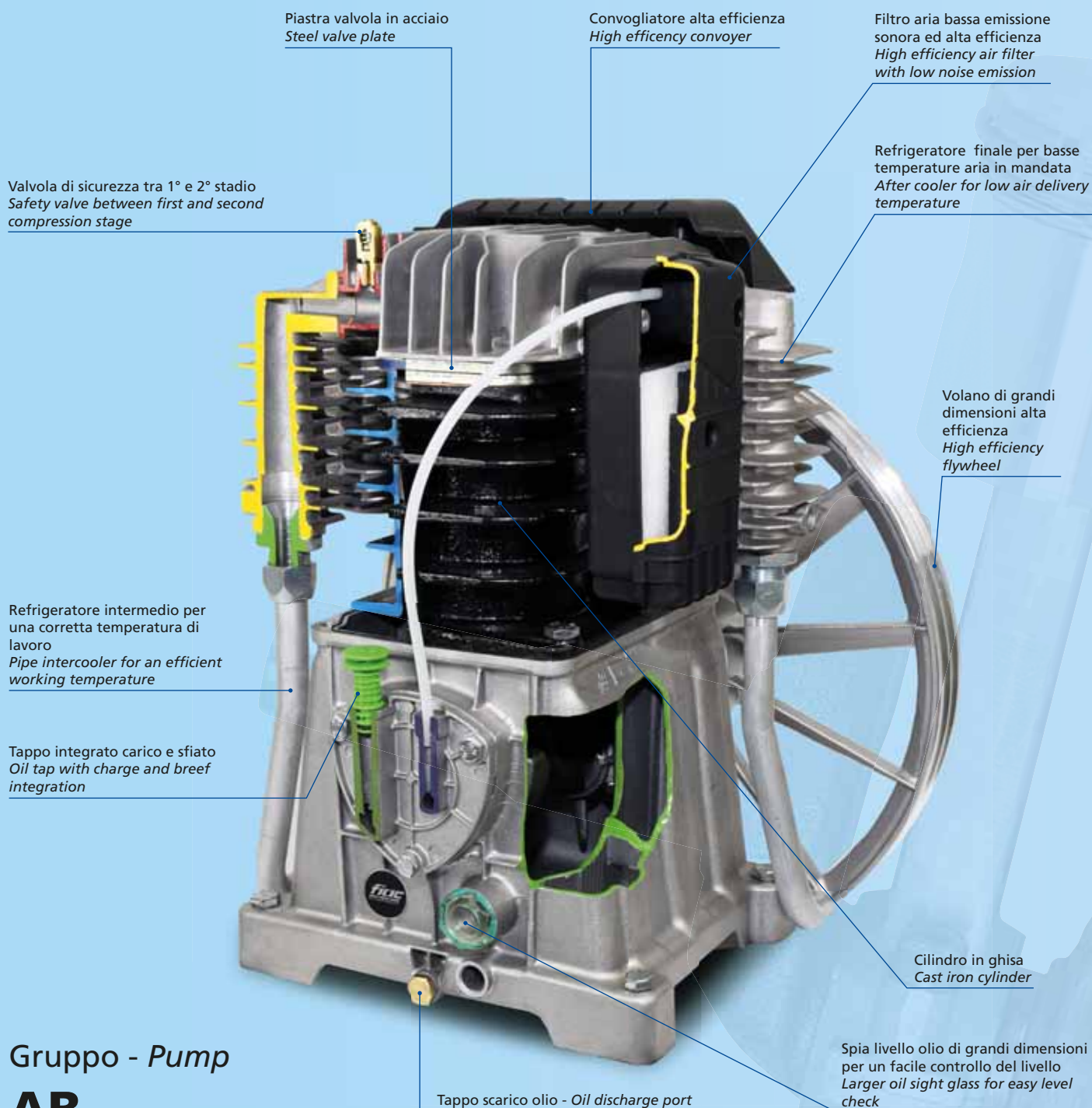


**SEPARATORI ACQUA-OLIO DI CONDENZA A CARBONI ATTIVI
ACTIVE CARBON WATER-OIL CONDENSATE SEPARATORS**

Type	Cod.	→			LxPxH			
		ℓ/min	CFM	m³/h	mm	in	kg	
WS 1700	7217000000	1700	60	102	230	230	545	5 11.1
WS 5000	7217010000	5000	177	300	315	275	695	10 22.2
WS 12500	7217020000	12500	441	750	410	410	1025	25 55.5
KIT WS 1700	7217000010	-	-	-	-	-	-	-
KIT WS 5000	7217010010	-	-	-	-	-	-	-
KIT WS 12500	7217020010	-	-	-	-	-	-	-
KIT TEST 5 PPM	7217040020	-	-	-	-	-	-	-



GRUPPI COMPRESSORI D'ARIA AIR COMPRESSOR PUMPS



Gruppo - Pump
AB

Gruppi compressori d'aria **senza olio** *Oil free air compressor pumps*

F



F 130

F 114

Type	Volt/Hz	Cod.	Inlet			Pressure		Power		Cil./St.	G/1'	LxPxH	Weight
			l/min	CFM	m³/h	bar	psi	HP	kW				
F 114	230/50/1△	2010190000	105	3.7	6,3	8	116	1	0,75	1/1	1450	340x185x315 13.2x7.2x12.2	10 22
F 130	230/50/1△	9995490000	130	4.6	7,8	8	116	1	0,75	1/1	1700	340x185x315 13.2x7.2x12.2	10 22
F 201	230/50/1△	2013210000	205	7.3	12,3	8	116	1,5	1,1	1/1	2850	340x185x315 13.2x7.2x12.2	8 18
F 205	230/50/1△	2010120000	205	7.3	12,3	8	116	1,5	1,1	1/1	2850	340x185x315 13.2x7.2x12.2	8 18



FB 210



Type	Volt/Hz	Cod.	Inlet			Pressure		Power		Cil./St.	G/1'	LxPxH	Weight
			l/min	CFM	m³/h	bar	psi	HP	kW				
FB 210	230/50/1△	2010450000	200	7	12	10	145	2	1,5	2/1	1450	490x340x180 19x13.3x7	14 31



GMS 100



Type	Volt/Hz	Cod.	Inlet			Pressure		Power		Cil./St.	G/1'	LxPxH	Weight
			l/min	CFM	m³/h	bar	psi	HP	kW				
GMS 100	230/50/1△	2010501000	100	3.5	6	8	116	0,75	0,56	1/1	1450	338x180x285 13.2x6.9x11.2	11 24
GMS 105	115/60/1△	2010511000	103	3.6	6,2	8	116	0,75	0,56	1/1	1750	338x180x285 13.2x6.9x11.2	11 24
GMS 105	220/60/1△	2010551000	103	3.6	6,2	8	116	0,75	0,56	1/1	1750	338x180x285 13.2x6.9x11.2	11 24



GMS 150

1 cilindro / 1 cylinder

Type	Volt/Hz	Cod.	Flow		Pressure		Power		Cil./St.	RPM	LxPxH	Weight	
			l/min	CFM	m³/h	bar	psi	HP					kW
GMS 150	230/50/1▲	2021502000	150	5.3	9	8	116	1,5	1,1	1/1	1450	345x280x340 13.5x11x13.2	17 37
GMS 180	115/60/1▲	2021702000	187	6.6	11,2	8	116	2	1,5	1/1	1750	345x280x340 13.5x11x13.2	17 37
GMS 180	220/60/1▲	2021722000	187	6.6	11,2	8	116	2	1,5	1/1	1750	345x280x340 13.5x11x13.2	17 37



VS

2 cilindri / 2 cylinder

Type	Volt/Hz	Cod.	Flow		Pressure		Power		Cil./St.	RPM	LxPxH	Weight	
			l/min	CFM	m³/h	bar	psi	HP					kW
VS 204	230/50/1▲	2025203000	200	7	12	8	116	2	1,5	2/1	1450	420x320x280 16.5x12.5x11	25 55
VS 204	400/50/3▲	2025213000	200	7	12	8	116	2	1,5	2/1	1450	420x320x280 16.5x12.5x11	24 53
VS 244	115/60/1▲	2025553000	244	8.6	14,9	8	116	2	1,5	2/1	1750	420x320x280 16.5x12.5x11	24 53
VS 244	220/60/1▲✕	2025563000	244	8.6	14,9	8	116	2	1,5	2/1	1750	420x320x280 16.5x12.5x11	24 53
VS 255	230/50/1▲✕	2025700000	250	8.8	15	8	116	2,5	1,8	2/1	1450	420x320x280 16.5x12.5x11	26 57
VS 314	220/60/1▲✕	2025823000	291	10.3	17,5	8	116	2,5	1,8	2/1	1750	420x320x280 16.5x12.5x11	24 53



STS 800

4 cilindri / 4 cylinder

Type	Volt/Hz	Cod.	Flow		Pressure		Power		Cil./St.	RPM	LxPxH	Weight	
			l/min	CFM	m³/h	bar	psi	HP					kW
STS 800	220-400/50/3	2025980000	800	28.2	48	10	145	5,5	4	4/1	1400	595x400x300	55
	220-400/60/3	2025970000	960	33.8	57,6	10	145	5,5	4	4/1	1750	23.43x45.7x11.8	121.2

Gruppi compressori d'aria **lubrificati** *Lubricated air compressor pumps*

GM

1 cilindro / 1 cylinder



Type	Volt/Hz	Cod.	Inlet			Pressure		Power		Cil./St.	RPM	LxPxH	Weight
			l/min	CFM	m³/h	bar	psi	HP	kW				
GM 110/15	230/50/1 △	2011261000	85	3	5,1	15	218	0,75	0,56	1/1	1450	335x180x280 13x6.9x11	13 29
GM 130	115/60/1 △	2011470000	130	4.6	7,8	8	116	1	0,75	1/1	1750	335x180x280 13x6.9x11	13 29
GM 130	220/60/1 △	2011220000	130	4.6	7,8	8	116	1	0,75	1/1	1750	335x180x280 13x6.9x11	13 29
GM 145	230/50/1 △	2012081000	140	4.8	8,4	8	116	1,5	1,1	1/1	2850	345x195x295 13.4x7.6x10.7	9 20
GM 175	115/60/1 △	2012060000	165	5.8	9,9	8	116	1,5	1,1	1/1	3450	335x180x280 13x6.9x11	8 18
GM 192	230/50/1 △	2012030000	190	6.7	11,4	8	116	1,5	1,1	1/1	2850	335x180x280 13x6.9x11	12 26
GM 250	115/60/1 △	2012501000	231	8.2	13,9	8	116	2	1,5	1/1	3450	331x175x295 13x6.9x11.5	13 29
GM 250	220/60/1 △	2012580000	231	8.2	13,9	10	145	2	1,5	1/1	3450	331x175x295 13x6.9x11.5	13 29
GM 244	230/50/1 △	2012770000	250	8.8	15	8	116	2,5	1,8	1/1	2850	331x175x295 13x6.9x11.5	13 29
GM 300	230/50/1 △X	2017500000	285	10	17	10	145	2,5	1,8	1/1	2850	380x190x310 14.8x7.4x12	14 31
GM 310	115/60/1 △	2017510000	285	10	17	10	145	2,5	1,8	1/1	3450	380x190x310 14.8x7.4x12	14 31



POWERED by
HONDA™



S 15

Type	Cod.	Inlet			Pressure		Power		Cil. St.	RPM	dB (A)	LxPxH	Weight
		l/min	CFM	m³/h	bar	psi	Type	HP					
S15 senza motore without engine	2022010000	275	9.7	16,5	10	145	-	-	S 15	1/1	-	175x210x285 6.9x8.3x11.2	5 11
S15	2022025000	275	9.7	16,5	10	145	GP 160	4	S 15	1/1	3150	75 480x390x320 18.9x15.4x12.6	15 33



VX

2 cilindri / 2 cylinder

Type	Volt/Hz	Cod.	Inlet		Pressure		Output		Cil./St.	RPM	LxPxH	Weight	
			l/min	CFM	m³/h	bar	psi	HP					kW
VX 255	230/50/1▲	2026500000	250	8.8	15	10	145	2	1,5	2/1	1450	425x330x300 16.5x11.7x13	21 46
VX 304	230/50/1▲✕	2027002000	300	10.5	18	10	145	2,5	1,8	2/1	1450	425x330x300 16.5x11.7x13	25 55
VX 360	230/50/1▲	2027300000	300	10.5	18	10	145	3	2,2	2/1	2850	425x330x300 16.5x11.7x13	25 55

AB 268 - AB 360 - AB 515

Monostadio / Single stage



Type	Cod.	Inlet			Pressure			Output		Cil./St.	RPM	Ø VOLANO FLYWHEEL Ø	LxPxH	Weight		
		l/min	CFM	m³/h	l/min	CFM	m³/h	bar	psi						HP	kW
AB 268	9110930000	250	8.8	15	159	5.6	9,5	10	145	2	1,5	2/1	1240	300x1A 12.8x1A	300x244x361 11.8x9.6x14.2	11 24
AB 360	9101880000	350	12.4	21	225	7.9	13,5	10	145	3	2,2	2/1	1500	300x1A 12.8x1A	350x300x400 13.8x11.8x15.8	12 26
AB 515	3020041000	400	14.1	24	280	9.8	16,8	10	145	3	2,2	2/1	1000	345x1/3V	350x300x400	12
		510	18.2	30,6	335	11.8	20,1	10	145	4	3	2/1	1280	13.58x1/3V	13.8x11.8x15.8	26

Imballo multiplo / Multiple packaging

Type	Cod.	
AB 268	3025000000	Imballo singolo / Single packaging
AB 348	3025010000	Imballo singolo / Single packaging
AB 360	3025020000	Imballo singolo / Single packaging
AB 415 D.300-1A	3025030000	Imballo singolo / Single packaging
AB 415/515	3025040000	Imballo singolo / Single packaging

Gruppi compressori d'aria **lubrificati** *Lubricated air compressor pumps*

AB 525 - AB 598 - AB 678 - AB 858 AB 998 - AB 1000 - AB 1500

Bistadio / Two stage



AB 598



AB 858



AB 1000

Type	Cod.	Icon 1			Icon 2			Icon 3		Icon 4		Cil./St.	min-1	Ø VOLANO FLYWHEEL Ø	LxPxH	kg lb
		l/min	CFM	m³/h	l/min	CFM	m³/h	bar	psi	HP	kW					
AB 525	3020060000	440	15.5	26,7	330	11.6	19,8	10	145	4	3	2/2	1280	345x15PZ	350x350x400	12
		490	17.3	29,4	380	13.4	22,8	10	145	5,5	4	2/2	1440	13.58x1-3V	13.8x13.8x15.8	27
AB 598	3021070000	540	19	32,4	405	14,3	21	10	145	4	3	2/2	1170	400x15PZ	400x330x440	17
		598	21.1	35,9	450	15.9	27	10	145	5,5	4	2/2	1270	15.8x1-3V	15.8x13x17.3	37.5
AB 678	3021100000	650	23	39	520	18.5	31,2	10	145	5,5	4	2/2	1000	400x15PZ 15.8x1-3V	400x350x500 15.8x13.8x19.7	31 68
AB 858	3021110000	830	29.3	50	640	22.5	38,5	10	145	7,5	5,5	2/2	1280	430x2A 16.9x2A	430x350x510 16.9x13.8x20	34 75
AB 998	3021080000	830	29.3	49,8	590	20.8	35,4	10	145	7,5	5,5	2/2	980	430x2A	430x350x510	37
		1070	37.8	64,2	785	27.7	47,1	10	145	10	7,5	2/2	1270	16.9x2A	16.9x13.8x20	82
AB 1000	3020600000	1050	37.8	63	840	30	50	10	145	10	7,5	2/2	1080	530x2A 20.9x2A	530x430x600 20.9x19.8x23.6	58 128
AB 1500	3020600000	1400	49.5	84	1130	39.9	67,8	10	145	15	11	2/2	1400	530x2A 20.9x2A	530x430x600 20.9x19.8x23.6	58 128
Alta pressione / High pressure 14 bar																
AB 598/14	3021070000	540	19	32,4	385	13.6	23,1	14	203	5,5	4	2/2	1140	400x15PZ 15.8x1-3V	400x330x440 15.8x13x17.3	17 38
AB 678/14	3021100000	510	18	30,6	360	12,7	21,6	14	203	5,5	4	2/2	780	400x15PZ 15.8x1-3V	400x350x500 15.8x13.8x19.7	31 68
AB 858/14	3021110000	650	23	39	440	15,5	26,4	14	203	7,5	5,5	2/2	1000	430x2A 16.9x2A	430x350x510 16.9x13.8x20	34 75
AB 998/14	3021080000	665	23.4	40	455	16	27,3	14	203	7,5	5,5	2/2	785	430x2A	430x350x510	37
		830	29.3	49,8	570	20,1	34,2	14	203	10	7,5	2/2	980	16.9x2A	16.9x13.8x20	82
AB 1000/14	3020600000	900	32.4	54	720	25.7	43,2	14	203	10	7,5	2/2	850	530x2A 20.9x2A	530x430x600 20.9x19.8x23.6	58 128
Gruppo con controllo automatico livello olio / Pump with automatic oil level control																
AB 998 AP	3021180000	665	23.4	40	455	16	27,3	14	203	7,5	5,5	2/2	785	430x2A 16.9x2A	530x350x510 20.9x13.8x20	34 75

Imballo multiplo / Multiple packaging

Type	Cod.	
AB 525	3025050000	Imballo singolo / Single packaging
AB 598	3025500000	Imballo singolo / Single packaging
AB 678	3025530000	Imballo singolo / Single packaging
AB 858	3025550000	Imballo singolo / Single packaging
AB 998	3025570000	Imballo singolo / Single packaging
AB 1000-1500	3020600000	Imballo singolo / Single packaging

CCS

Basamento / Base



Type	Volt/Hz	Cod.	Flow		Pressure		Power		Grup./ Pump	Cil./St.	min-1	LxPxH		kg lb
			l/min	CFM	m³/h	bar	psi	HP				kW	mm	
CCS 268 M	230/50/1△	2030725100	250	8.8	15	10	145	2	1,5	AB 268	2/1	1240	510x310x340 20.1x12.2x13.4	26 57
CCS 360 M	230/50/1△	2031403000	350	12.4	21	10	145	3	2,2	AB 360	2/1	1500	510x330x340 20.1x13x13.4	27 59
CCS 268	400/50/3 △	2030785100	250	8.8	15	10	145	2	1,5	AB 268	2/1	1240	510x310x340 20.1x12.2x13.4	26 57
CCS 360	400/50/3 △	2031493000	350	12.4	21	10	145	3	2,2	AB 360	2/1	1500	510x330x340 20.1x13x13.4	27 59


Basamento / Base

ABB



Type	Volt/Hz	Cod.	Flow		Pressure		Power		Grup./ Pump	Cil./St.	min-1	LxPxH		kg lb
			l/min	CFM	m³/h	bar	psi	HP				kW	mm	
ABB 360 M	230/50/1	2031060000	350	12.4	21	10	145	3	2,25	AB 360	2/1	1450	520x360x370 20.5x14.2x14.6	29 64
ABB 360	400/50/3	2031070000	350	12.4	21	10	145	3	2,25	AB 360	2/1	1450	520x360x370 20.5x14.2x14.6	29 64
ABB 415	400/50/3	2030830000	397	14	23,8	10	145	3	2,25	AB 515	2/1	1210	570x350x370 22.4x13.8x14.6	38 83.8
ABB 515	400/50/3	2030840000	482	17	28,9	10	145	4	3	AB 515	2/1	1470	570x350x370 22.4x13.8x14.6	40 88
ABB 425	400/50/3	2030790000	440	15.5	26,4	10	145	4	3	AB 525	2/2	1280	570x350x370 22.4x13.8x14.6	38 83.8
ABB 525	400/50/3	2031090000	490	17.3	29,4	10	145	5,5	4	AB 525	2/2	1440	570x350x370 22.4x13.8x14.6	40 88
ABB 498	400/50/3	2030400000	480	16.9	28,8	10	145	4	3	AB 598	2/2	1200	760x400x520 29.5x15.8x20.5	55 121
ABB 598	400/50/3	2030410000	550	18.4	33	10	145	5,5	4	AB 598	2/2	1400	760x400x520 29.5x15.8x20.5	60 132
ABB 678	400/50/3	2030430000	650	23	39	10	145	5,5	4	AB 678	2/2	1000	760x400x590 29.5x15.8x23.2	70 154
ABB 858	400/50/3	2030450000	830	29.3	50	10	145	7,5	5,5	AB 858	2/2	1280	840x430x590 33.1x16.9x23.2	75 165
ABB 998	400/50/3	2030490000	1070	37.8	64,2	10	145	10	7,5	AB 998	2/2	1270	840x430x590 33.1x16.9x23.2	77 170
ABB 1000	400/50/3	2030710000	1050	37.8	63	10	145	10	7,5	AB 1000	2/2	1080	1050x460x660 41.3x18.1x26.0	95 209

Staffa / Bracket



Descrizione / Description	Type	Cod.
Staffa di posizionamento a terra per basamento ABB Floor positioning bracket for ABB base	ABB 268 - 360 - 415 - 510	7518120000
	ABB 498 - 598 - 678 - 858 - 998 - 1000	7518080000

Disponibili con avviamento stella triangolo / Available with automatic star-delta starter

EBS



Type	Volt/Hz	Cod.	Flow		Pressure		Power		Grup./ Pump	Cil./St.	min-1	LxPxH		kg lb
			l/min	CFM	m³/h	bar	psi	HP				kW	mm	
EBS 678	400/50/3	2030570000	650	23	39	10	145	5,5	4	AB 678	2/2	1000	750x400x590 29.6x15.8x23.2	70 154
EBS 958	400/50/3	2030600000	830	29.3	49,8	10	145	7,5	5,5	AB 958	2/2	980	890x456x730 35x17.9x28.7	75 165
EBS 998	400/50/3	2030700000	1070	37.8	64,2	10	145	10	7,5	AB 998	2/2	1270	890x456x730 35x17.9x28.7	77 170
EBS 1000	400/50/3	2032010000	1050	37.8	63	10	145	10	7,5	AB 1000	2/2	1080	1050x460x660 41.3x18.1x26	95 210
EBS 1500	400/50/3	2032020000	1400	49.5	84	10	145	15	11	AB 1500	2/2	1400	1050x460x660 41.3x18.1x26	95 210

ABRUZZO - MOLISE

MAURO BISOGNINI
Via Tiraboschi, 36/H - 60131 ANCONA
Tel.: 071 2862055 - Fax: 071 2863155
e-mail: info@maurobisognini.it

CALABRIA

ANGELO LACROCE
Via 1a Strada, 3 - 88060 ISCA MARINA (CZ)
Tel.+ Fax: 0967 45766
Cell.: 333 7427984
e-mail: angelolacroce@gmail.com

CAMPANIA

BIENNE SAS
Via Generale Girolamo Calà Ulloa, 10 - 80141 NAPOLI
Tel.: 081 7807889 - 7808297 - Fax: 081 7808303
e-mail: biennesas@vodafone.it

EMILIA ROMAGNA

BRUNO RABBI
Via Corticella, 22 - 40128 BOLOGNA
Tel.: 051 374191 - Fax: 051 368770
Cell.: 335 335362
e-mail: info@sircomsnc.com

LAZIO

COMET - Agente con deposito
Via Acerenza, 4 - 00178 ROMA
Tel.: 06 71289181 - 06 7186059 - Fax: 06 64200072
Cell.: Aldrovandi Luciano 348 2646078
Cell.: Ronci Marcello 348 3312196
e-mail: comet_aldrovandi@tiscali.it

LIGURIA

AGNELLO RAPPRESENTANZE SAS
Via A. Siffredi, 63/9 - 16153 GENOVA
Tel.+ Fax. 010 6501310
Cell.: Agnello Giuseppe: 335 5388858
Cell.: Agnello Andrea: 339 1384012
Cell.: Agnello Patrizia: 349 4768532
e-mail: agnellosas@agnellorappresentanze.191.it

LOMBARDIA

FERUT RAPPRESENTANZE SRL
Via Piave, 38 - 20034 GIUSSANO (MI)
Tel.: 0362 355035 - Fax: 0362 355029
e-mail: info@ferut.it

MARCHE

L.G.R. LUCIO GIOACCHINI RAPPRESENTANZE
Via Achille Grandi, 46/E - 60124 ANCONA
Fax: 071 2867251 - Cell.: 335 5669739
e-mail: lucio.mgr@virgilio.it

PIEMONTE - VALLE D'AOSTA

SERGIO CORDERO
Via San Francesco, 43 - 10034 CHIVASSO - Fraz. BOSCHETTO (TO)
Tel. + Fax: 011 9195244 - Cell.: 335 5461095
e-mail: SergioCordero@libero.it

PUGLIA - BASILICATA

GIOVANNI DE PASQUALE
Don Guanella n°1/2 - 70125 BARI
Tel. + Fax: 080 5424088 - Cell.: 337 832621
e-mail: depasquale.gianni@fastwebnet.it

SARDEGNA

SARDA RAPPRESENTANZE INDUSTRIALI SAS
Via Cavaro, 14 - 09045 Quartu S. Elena (CA)
Tel. + Fax: 070 822701 - Cell.: 349 3867375
e-mail: luigimancamail@gmail.com

SICILIA OCCIDENTALE

GIUSEPPE CASSARÀ
Via Esculapio, 4
90139 PALERMO
Cell.: 329 4207410 - Fax: 091 9775974
e-mail: cassara.giuseppe54@tiscali.it

SICILIA ORIENTALE

AESSE RAPPRESENTANZE SNC
Via Passo Gravina, 251/C - 95125 CATANIA
Tel.: 095 222007 - Fax: 095 221092
e-mail: aesse-ct@tiscali.it

TOSCANA - UMBRIA

CENNINI RAPPRESENTANZE di CENNINI GIANLUCA & C. SAS
Via F. Morozzi, 29 - 53034 COLLE DI VAL D'ELSA (SI)
Fax: 0577 959910 - Cell.: 348 6032608
e-mail: cennini.gianluca@virgilio.it

VENETO - TRENTINO ALTO ADIGE FRIULI VENEZIA GIULIA

MAFAR di GHINELLI M., DEGLI AGOSTINI F. & C. SNC
Via Caselline, 281 - 41058 VIGNOLA (MO)
Tel.: 059 773747 - Fax: 059 763652
Cell.: Carlo Ghinelli: 335 5435612
Cell.: Massimo Ghinelli: 335 6151622
Cell.: Fabrizio Degli Agostini: 335 6286214
Cell.: Marco Degli Agostini: 334 6786555
e-mail: mafar@mafar.info

FIAC IN THE WORLD



Sistema di gestione della qualità certificato UNI EN ISO 9001:2008. / Quality system certified according to UNI EN ISO 9001:2008.



ANIMA[®]



Associazione Costruttori Pompe e Compressori
Italian Association of Pump and Compressor Manufacturers

FIAC SpA, nell'ottica di migliorare costantemente i prodotti, si riserva di aggiornare le caratteristiche presenti in questo catalogo senza preavviso. I requisiti dei prodotti sono indicati chiaramente. Le immagini sono puramente indicative.

To guarantee the continued improvement of our range of products, FIAC reserves the right to up-date the technical characteristics shown in this catalogue without prior warning. Specifications of products are clearly indicated. Photographs are for illustrative purposes only.

fiac
AIR COMPRESSORS

FIAC Air Compressors S.p.A.

Via Vizzano, 23 - 40037 Pontecchio Marconi - (Bologna) Italy

Tel.: +39 051 678 68 11 - Fax: +39 051 84 52 61

fiac@fiac.it - www.fiac.it



www.fiac.it



on
App Store

