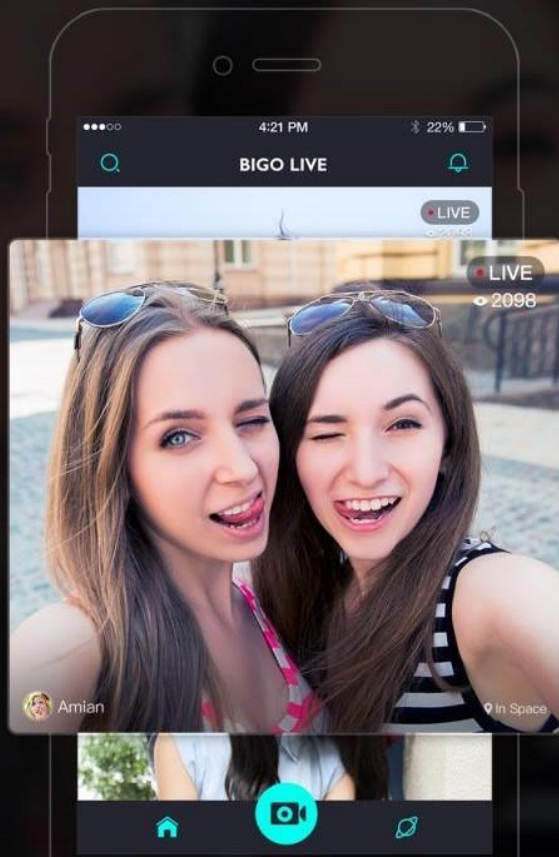


Go LIVE!

Discover trending fashion streaming online



BIGO LIVE Broadcaster Training Manual

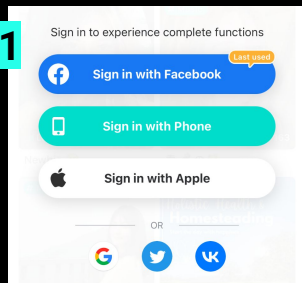


Basic Setup

1

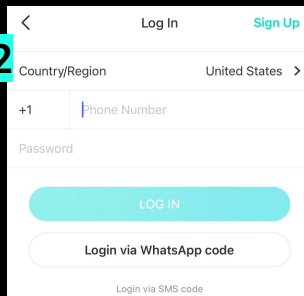
Basic Setup - Sign Up & Log in

Step 1



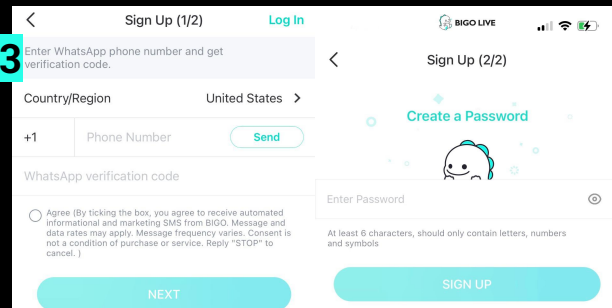
Register by Facebook, Phone, Apple, Google, Twitter or VK.

Step 2



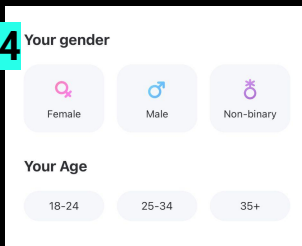
Select Sign Up on the top right corner or log in with Phone/WhatsApp

Step 3



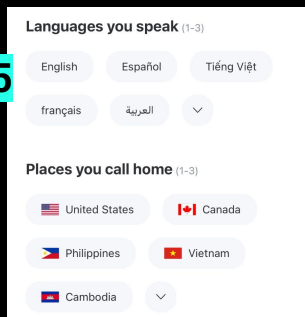
Remember your personal login method and password

Step 4



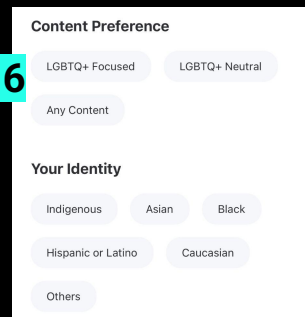
Choose your gender and age to match more suitable people.

Step 5



Choose your language and country.

Step 6

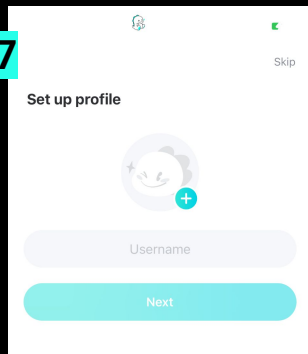


Choose your content preferences and identity to follow recommended hosts.

1

Basic Setup - Profile Setup

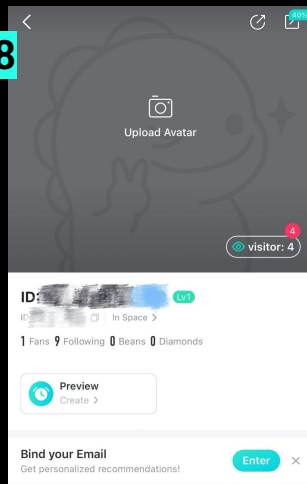
Step 7



Set up your profile by choose a profile image and username

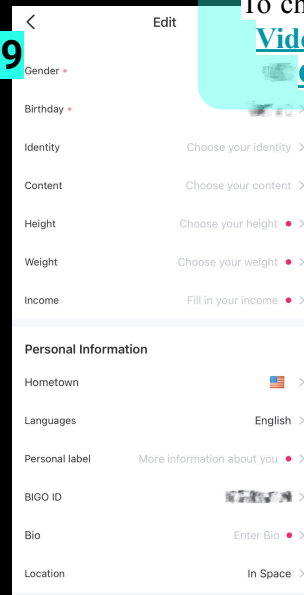
You can change your username for as many times as you want.

Step 8



You can also go to Me, click the profile photo to see your page, click the top right corner to (shows how many percentage your profile is completed)

Step 9



You can scroll down to change your Bigo ID from numbers to letters, please notice your Bigo ID must be unique, and only change for the first time is free.

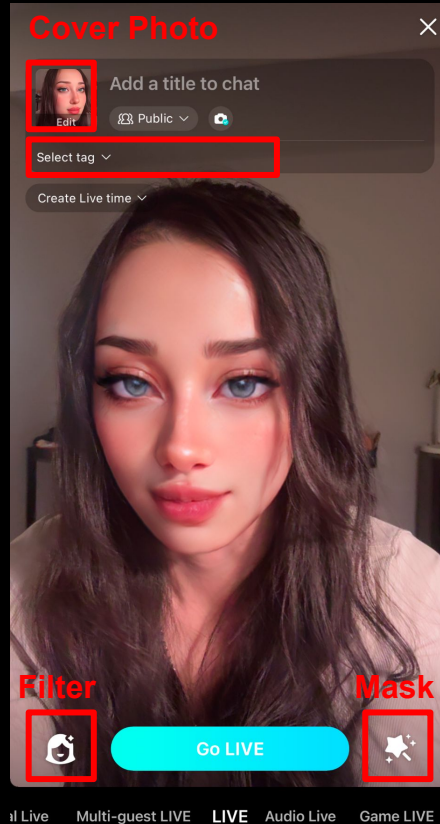
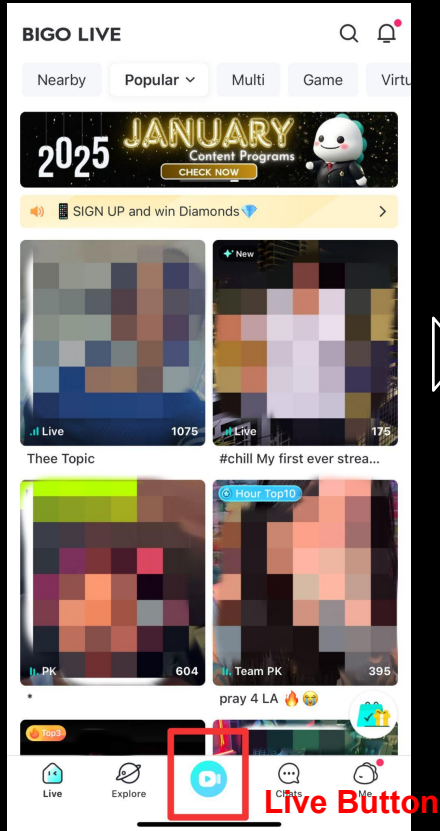
To change BIGO ID:
[Video Instruction](#)
[Click Here](#)



Go Live

2

Live-streaming – How to Go Live



STEP 1

Click the Live Button

STEP 2

There are multiple live rooms to choose from. The default is regular live. Before you go live:


1. Select a cover photo
2. Add a title
3. Select a hashtag, to indicate the theme of your live #chill, #dance, #music, etc.
4. Choose Filter and Mask

STEP 3

When you are ready to go; click on “Go LIVE.”

2

Live-streaming – Live Room Options



Virtual Live

Multi-guest LIVE

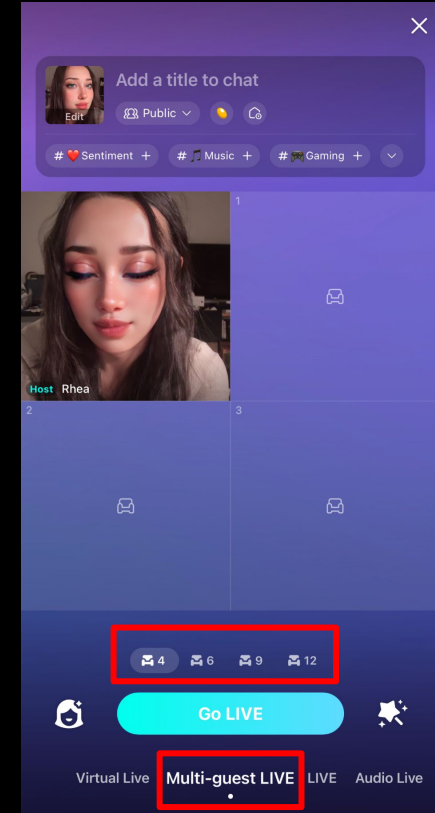
Option 1 Virtual Live (Left Image)

The Virtual Live room lets you create a 3D avatar version of yourself.

To edit your avatar: Go to the T-shirt icon

Option 2 Multi-guest Live (Right Image)

The Multi-Guest Live room allows you to host live sessions with up to 12 guests, making it perfect for panel discussions, interviews, or just hanging out with friends and fans.



Virtual Live

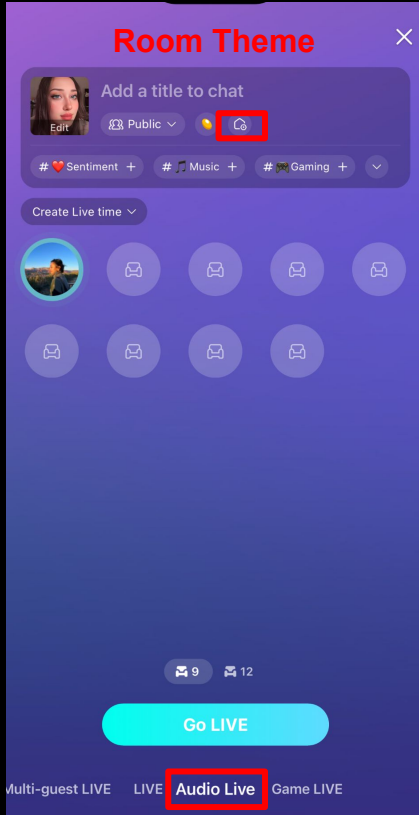
Multi-guest LIVE

LIVE

Audio Live

2

Live-streaming – Live Room Options



Option 3 Audio Live (Left Image)

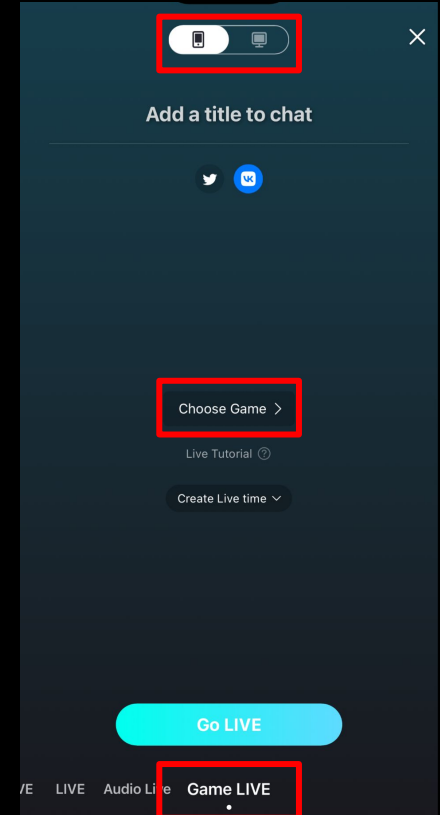
Host audio only live sessions with up to 12 guests.

To select your room theme: tap on the house icon, you can select a variety of room theme, layout, background, and etc.

Option 4 Game Live (Right Image)

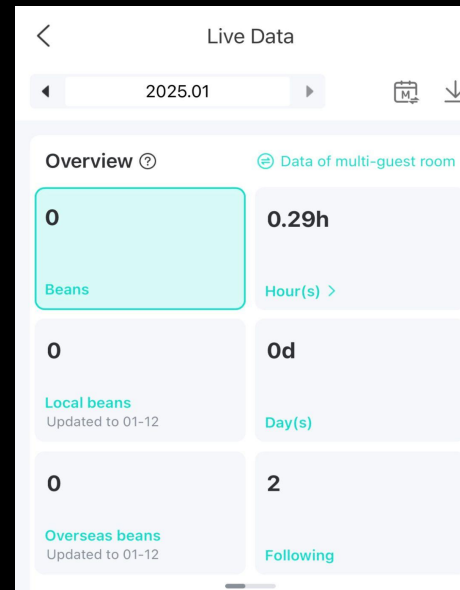
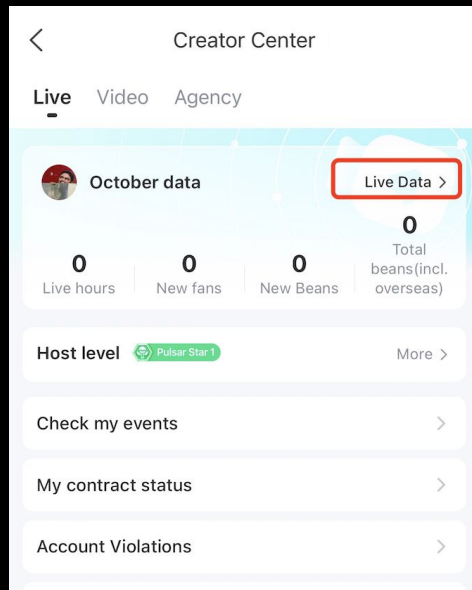
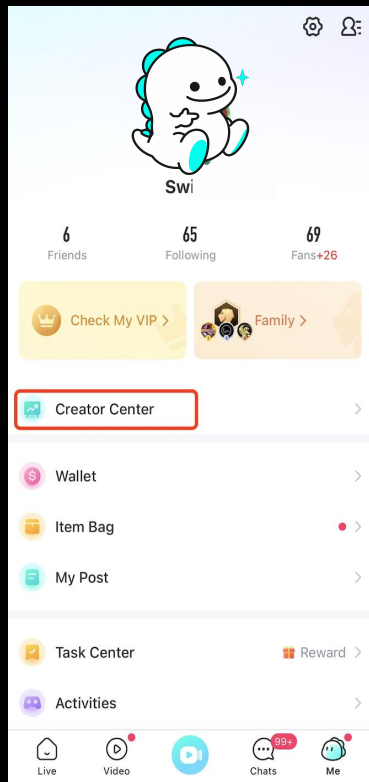
Host live game sessions on both mobile or PC.

Go to choose game to select the game you want to play.



3

Useful Tools - How to check my Live Data



To view how you perform during your live:

Me → Creator Center → Live → Live Data

Gifters & Engagement



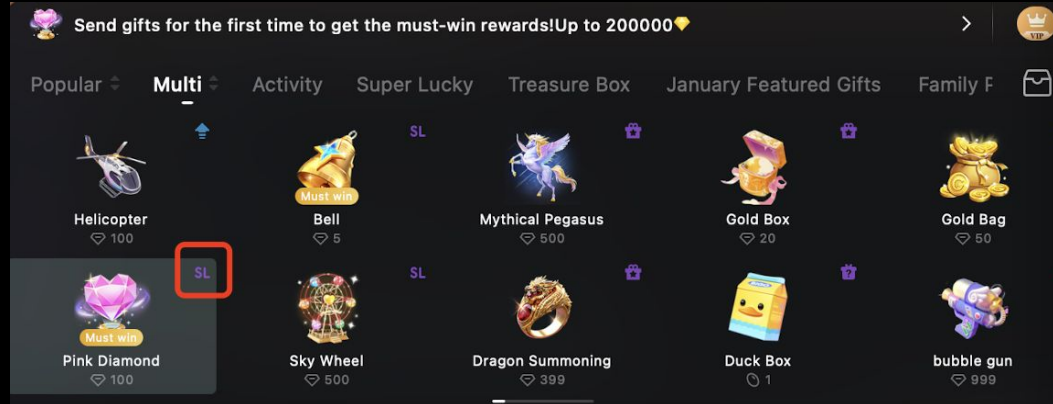
4

Virtual Gifts



You can receive gifts through live streaming, in-app messages.

- Users purchase gifts using diamonds and send gifts to creators.
- Creators receive gifts in the form of beans.
- **1 Diamond = 1 Bean.**




- Super Lucky (SL) Gifts: When you receive super lucky gifts, you only get 20% of the gift value. And the gifters have a chance to receive rewards (diamonds, beans, gifts, baggage items etc.) when they give SL gifts.

4

Virtual Gifts – How Gifting Works




Buy Gifts in Diamonds



Send Gifts to Hosts



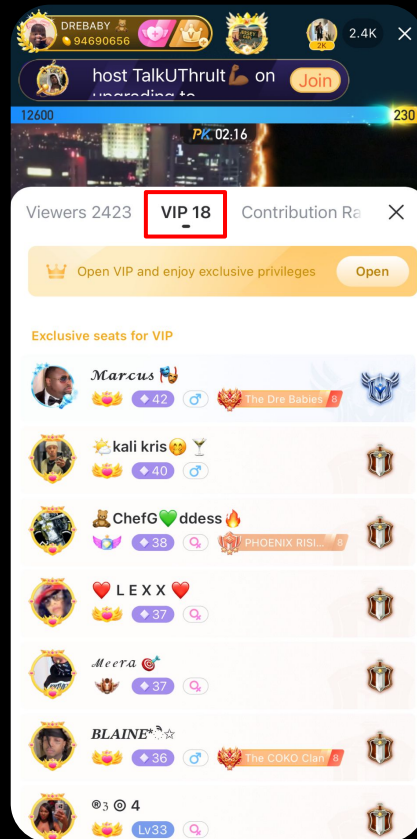
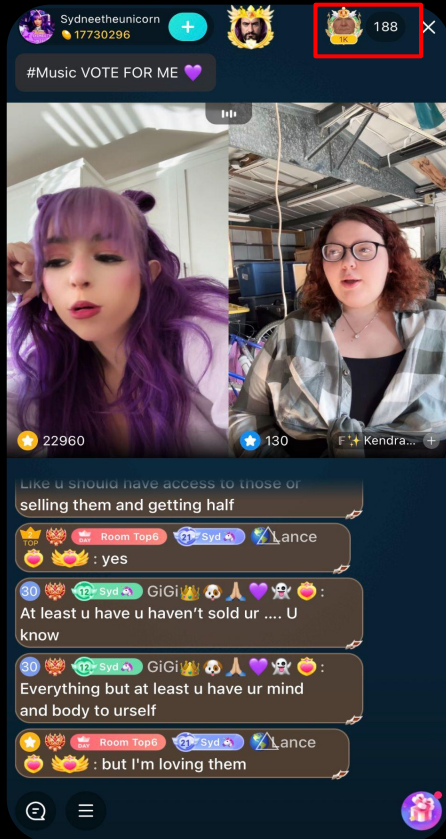
Cash Out Beans!
210 Beans = \$1



Hosts Receive Beans in
their wallet

4

Virtual Gifts – Identify your gifters



1. Look for badges in the bottom left chat section.
2. SVIPs are top gifters on Bigo Live
 - Check the **VIP section** of your audience to see if any SVIPs are watching
 - Engage with SVIPs to encourage more gifts!
3. Inform followers from other platforms about your presence on Bigo Live to maximize their support
 - Share your schedule and live on **BIGO** with your followers on **Instagram**, **TikTok**, **YouTube** etc.

5

Engage with your Viewers – PK Battling

PK are battles between two or more people that:

- Incentivize audience to gift more
- Create fresh and exciting content for audiences
- Efficient way for creators to earn beans in a 20-min show

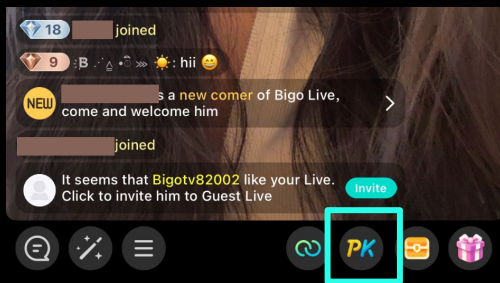
To Start

- During your live stream, select the “PK” option.
- Choose PK Type



5

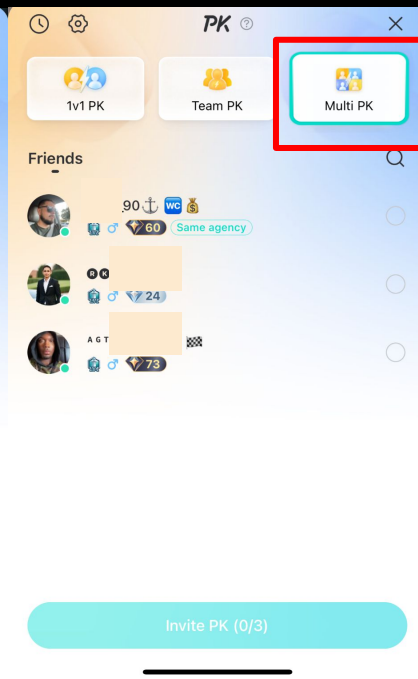
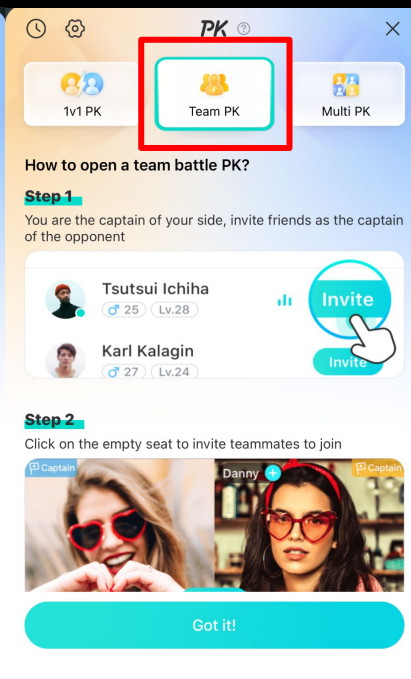
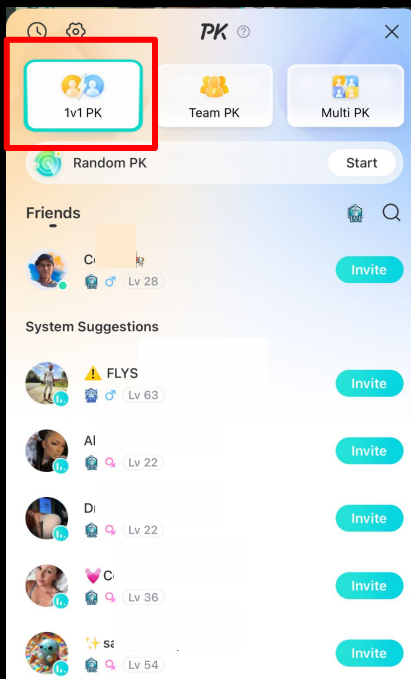
Engage with your Viewers – PK Battling



You can battle with invited friends or strangers based on system suggestions.

There are three types of PK Battles:

1. 1v1 PK: With friends or Random PK (we recommend select hosts within your region)
2. Team PK
3. Multi PK (3 v 3 PK)



6

Engage with your Viewers – Fan Lottery

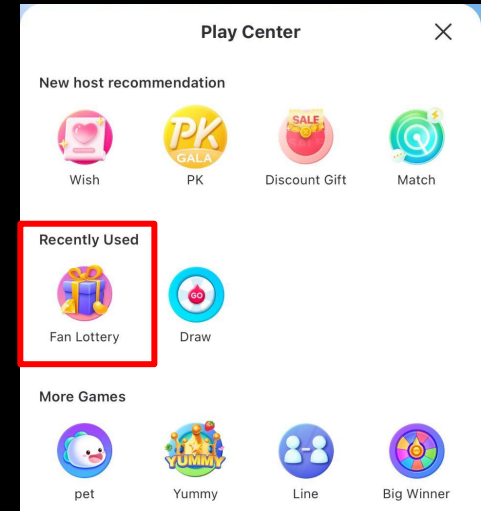


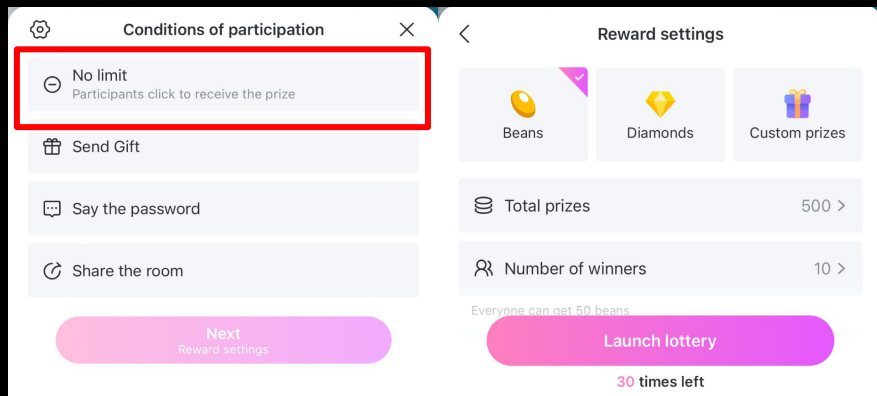
Play Center

Fan Lottery is a unique tool for the host to interact with the audiences during LIVE streaming. Users outside your live room can see you are starting a fan lottery – a great way to bring more viewers into your live.

You can initiate a fan lottery by going to the Play Center.

There are FOUR types of Fan Lottery (Next Page for more)



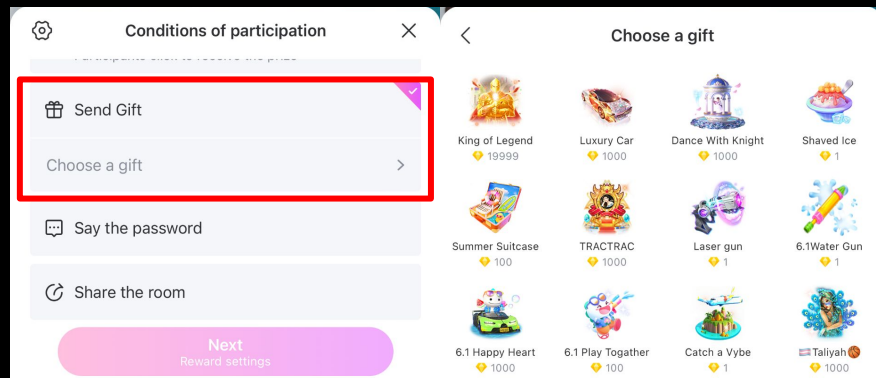


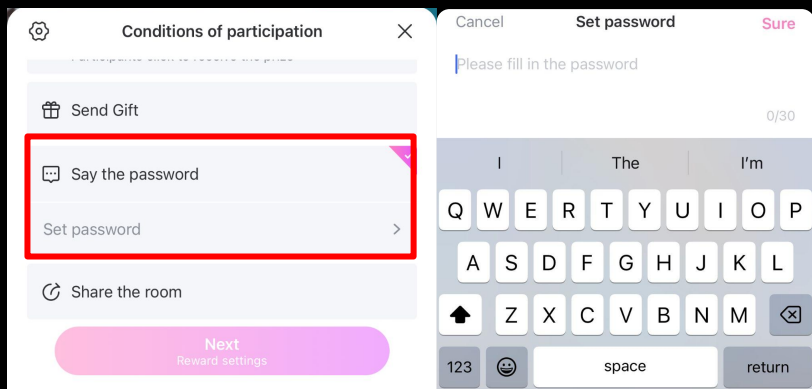
Type 1: No Limit

- Step 1: Select No Limit
- Step 2: Hosts set total beans/diamonds/custom prize number
- Step 3: Hosts set number of winners
- Step 4: Launch lottery

Type 2: Send Gift

- Step 1: Select Send Gift
- Step 2: Hosts choose a gift



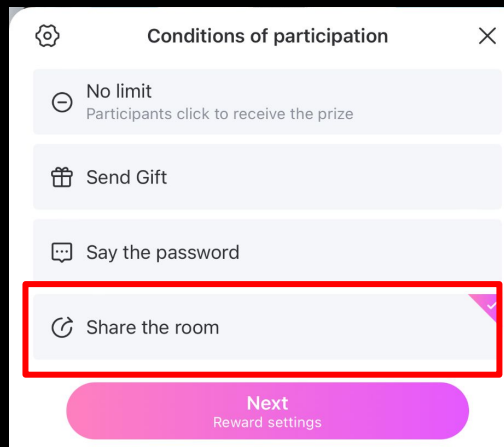


Type 3: Say the password

- Step 1: Select Say the password
- Step 2: Hosts set a password

Type 4: Share the room

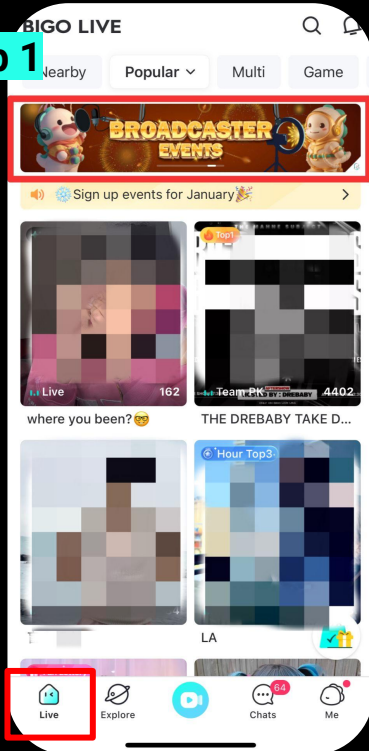
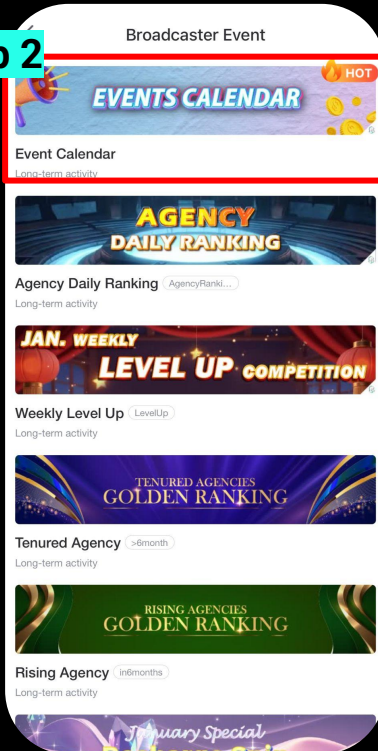
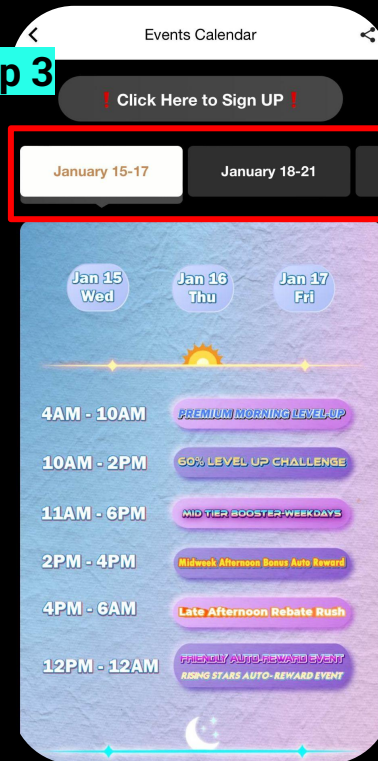
- Step 1: Select Share the room
- Step 2: Hosts choose a gift



7

How to Earn More Beans – Participates in Event

Participates to different events on platforms to **earn additional beans**. You can enjoy **instant rewards** directly in your wallet upon completing selective events.

Step 1**Step 2****Step 3**

To view your exclusive event schedule over the month:

Go to your Live Page



“Broadcasters Events” Banner



Event Calendar



Select Date

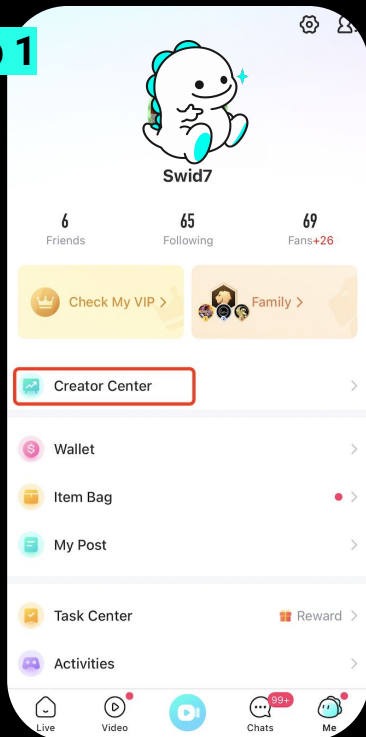
7

How to Sign Up Events – Part 1

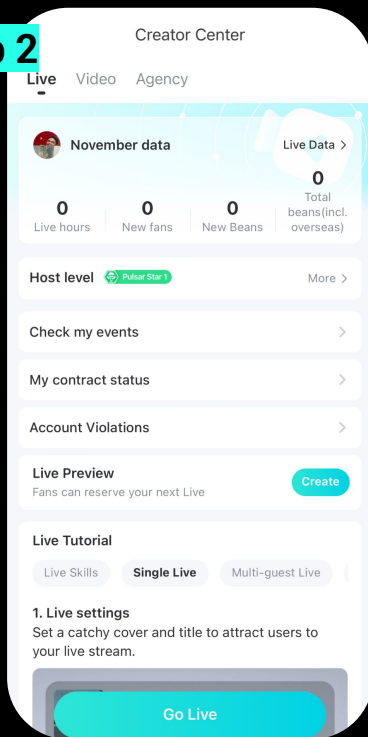
To Sign up For Events: Me → Creator Center → Check My Events → My Events -> Starting soon/Ongoing

(Next Page) Select the event → View Event Details → Select Event Dates and Slots → Submit

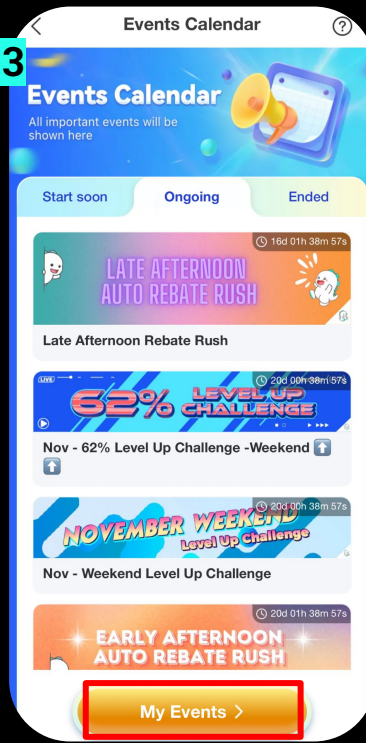
Step 1



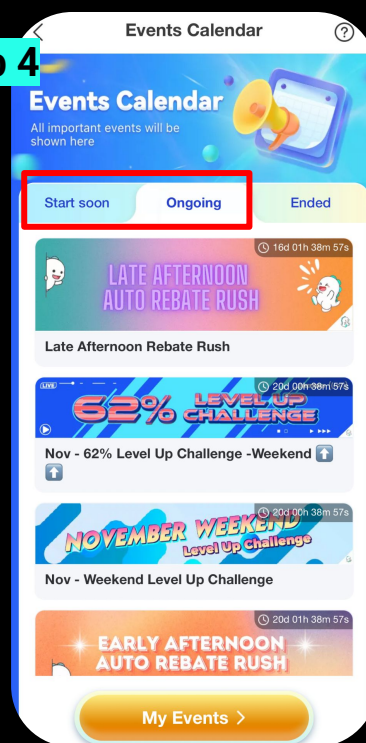
Step 2



Step 3



Step 4



7

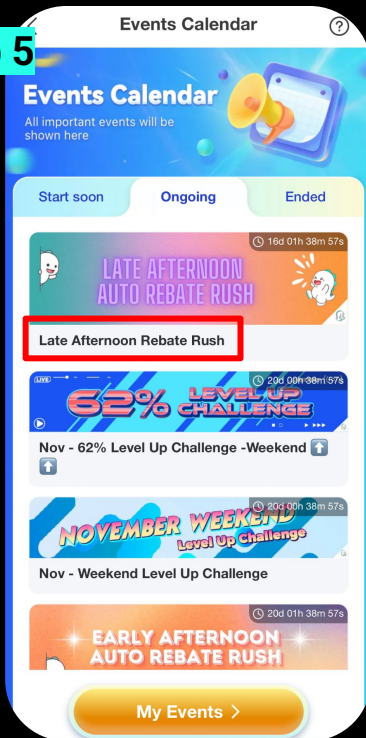
How to Sign Up Events – Part 2

To Sign up For Events: Me → Creator Center → Check My Events → My Events → Starting soon/Ongoing

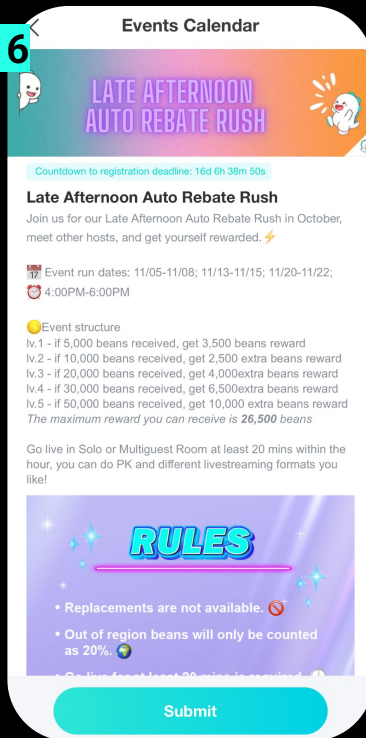
Select the event → View Event Details → Select Event Dates and Slots → Submit

Once registration submitted. Please pay attention to your inbox for official notifications.

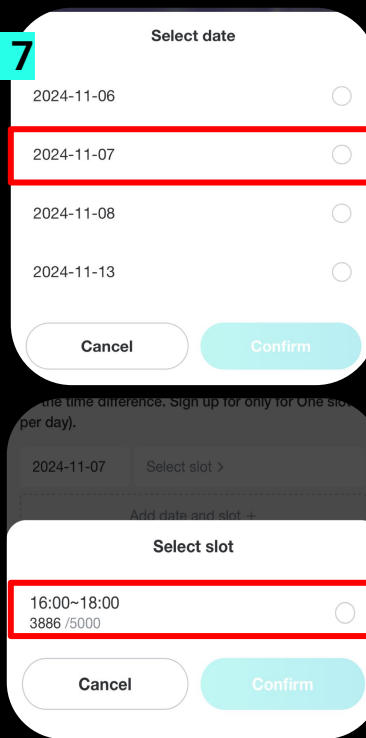
Step 5



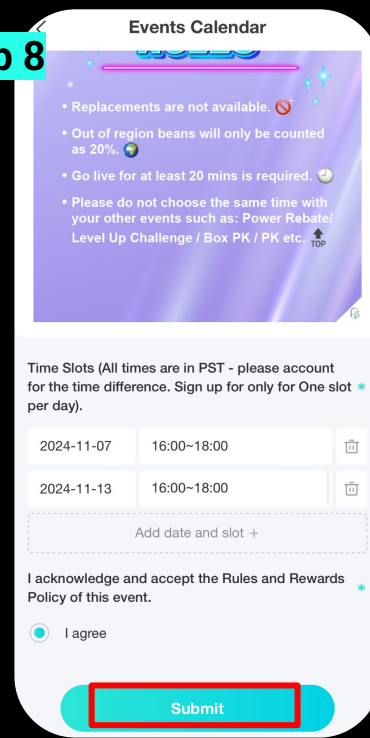
Step 6



Step 7



Step 8



7 General Event Types - Type 1: Auto Rebate

Late Afternoon Auto Rebate Rush

Join us for our Late Afternoon Auto Rebate Rush, meet other hosts, and get yourself rewarded. ⚡

📅 Event run dates: 01/08-01/10; 01/15-01/17; 01/22-01/24; 01/29-01/31

🕒 Event run time: 4:00 PM - 6:00 PM PST.

First come, First serve! The first 2,000 hosts complete the task will get reward!!!

🟣 Rewards Structure

lv.1 - if 5,000 beans received, get 3,500 beans reward

lv.2 - if 10,000 beans received, get 2,500 extra beans reward

lv.3 - if 20,000 beans received, get 4,000extra beans reward

lv.4 - if 30,000 beans received, get 6,500 extra beans reward

lv.5 - if 50,000 beans received, get 10,000 extra beans reward

The maximum reward you can receive is 26,500 beans

Late Afternoon Rebate Rush

Come and check your progress!

Event Duration:2025.01.15-2025.01.17
16:00-18:00



0

5000

Current task value: 0

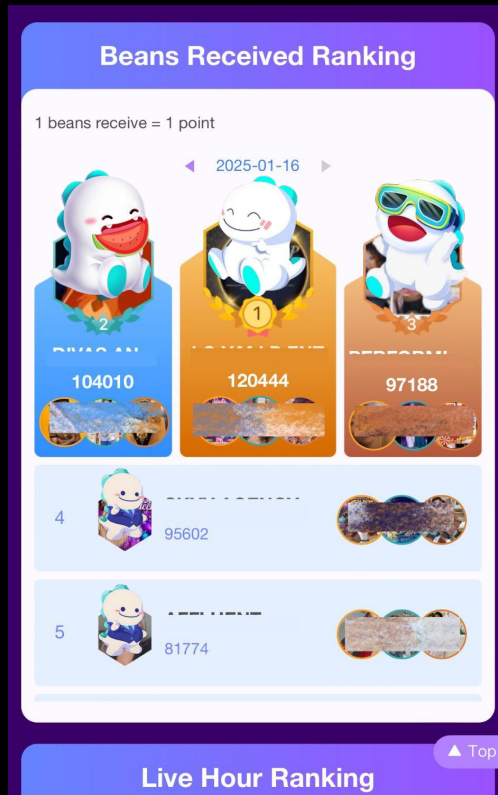
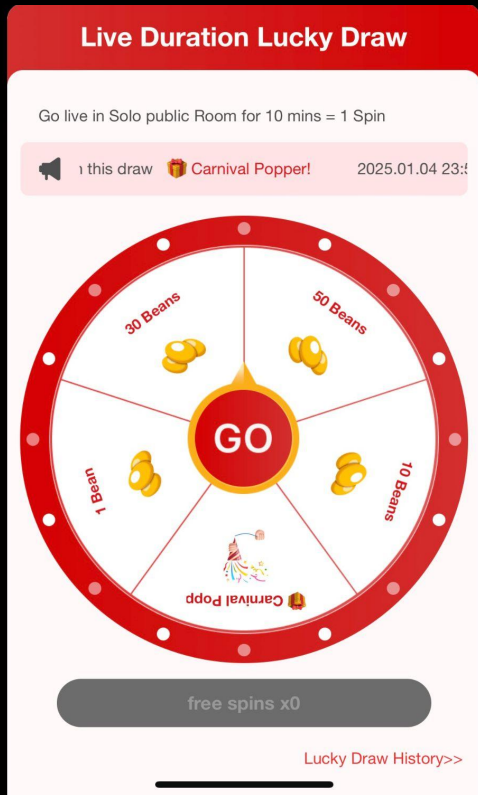
5000 is needed to upgrade

In our Auto Rebate event, unlock each level you will win extra reward. The reward is directly credited to your wallet upon completing each level.

You can always check your progress in the event page.

7

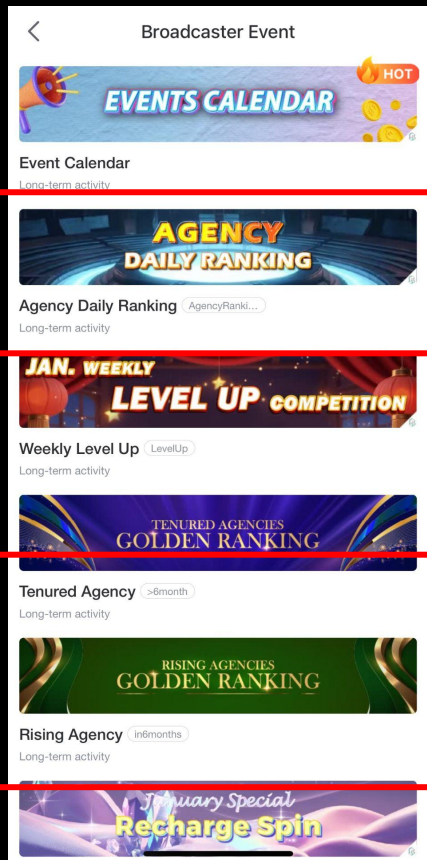
General Event Types - Type 2 & 3 Lucky Draw & Leaderboard Ranking



Lucky Draw: Win tickets to spin the wheel for a chance to win fantastic prizes. The more tickets you collect, the higher your chances of winning.

Leaderboard: Accumulate points and climb to the top of the leaderboard to win rewards and showcase your achievements.

7 Bigo Live Host & Agency Level Up Program

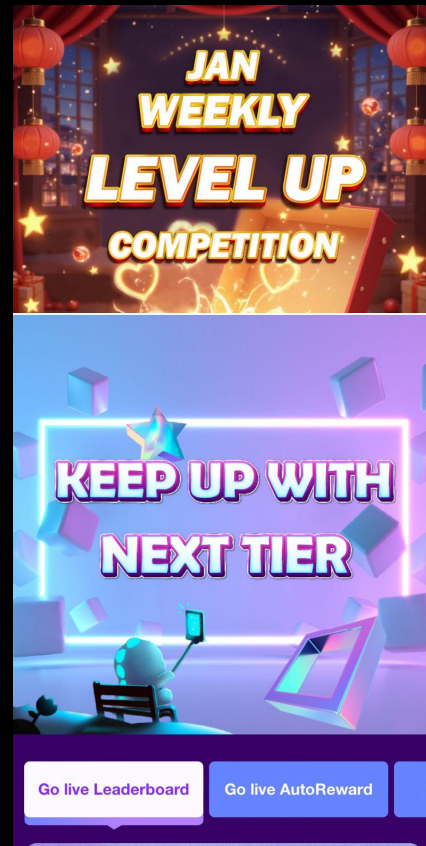


For Agencies (Left Image):

We have events like *Agency Daily Ranking* and *Golden Ranking Leaderboard*.

For Hosts (Right Image):

We have events like *Weekly Level Up Competition* and *Keep up with Next Tier*.



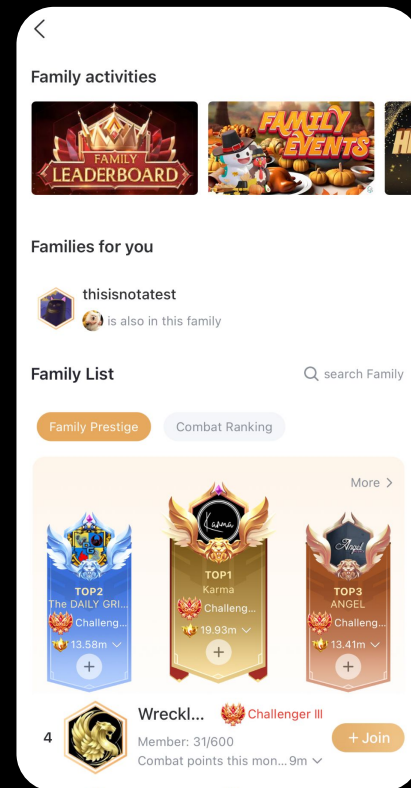
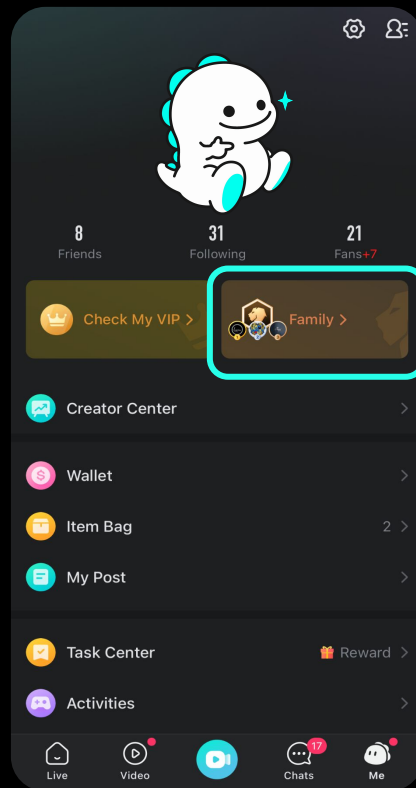
8

How to Earn more Beans/Rewards – Join/Create a Family

A family is a **unique community** on BIGO that helps creators build networks and gain exclusive privileges.

Families can help broadcasters get allies, viewers, followers and supporters. They can also PK with other families or participate in exclusive family events to earn beans and unlock various privileges and rewards.

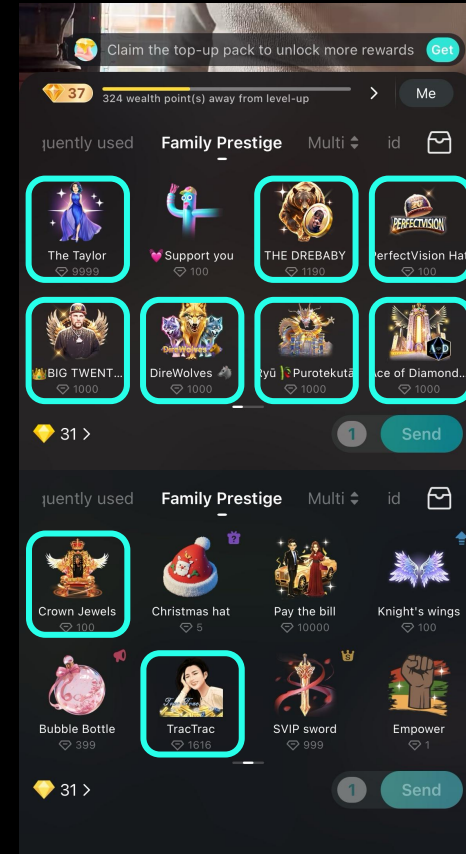
In the in-app family group chat, you can share your broadcasting or event plan with your friends to support you, or simply chat with them and have fun!



How to Earn more Beans/Rewards – Join/Create a Family

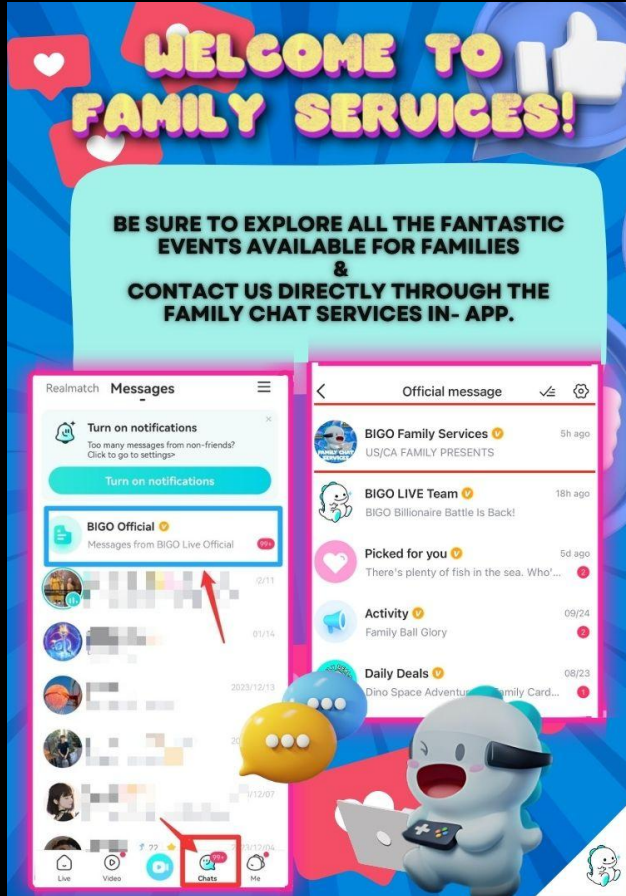
You can also **create your own families**, bring together people who share your vibe, and build an unstoppable brand in the app. Connect, grow, and make it BIG with your squad, just like some of the most successful host and agency at bigo live!

Once the family is created, the family leader will also be introduced to a Family Account Manager at Bigo Live. Family account managers are key resources for family leaders, providing insights into the latest events and addressing major questions, issues, or concerns. They offer consultations and tailored recommendations to help families grow and succeed.



Popular family leaders/hosts got their **customized gift** featured in the app

How to reach out/know more about family?



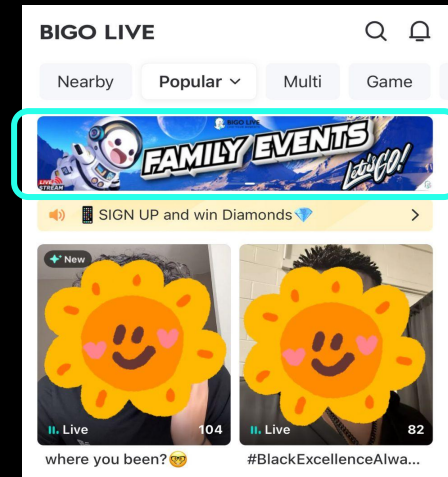
If you'd like to learn more about family or create your own family, feel free to reach out to us via email at usafamilycreation@bigo.sg

Once you join/create a family, you can also contact us in-app by navigating to Official Messages > BIGO Family Services.

Curious about our events? Take a look at our monthly family activities [website](#).

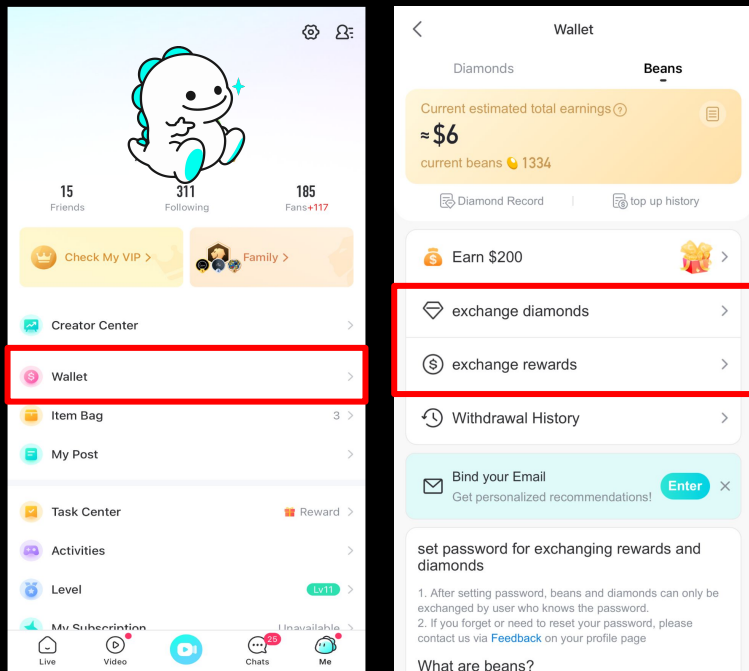
You can also find more information/events about families under the family rotating banner in the app.

Look out for this banner under popular page!



Payment Withdrawal





You can exchange beans to

Diamonds or Cash rewards

To check beans in your account:

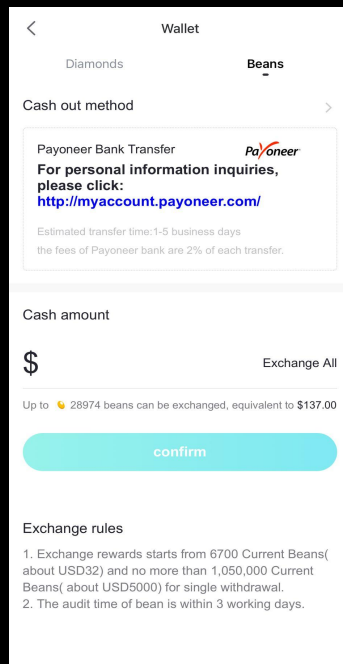
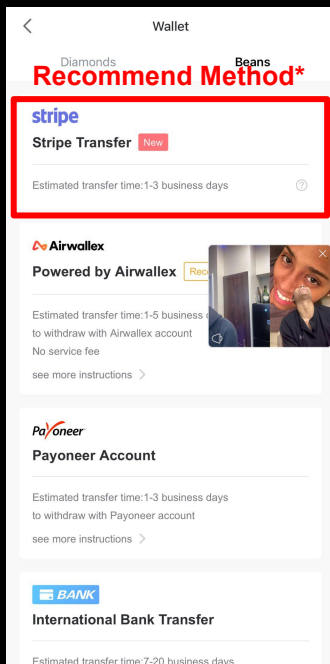
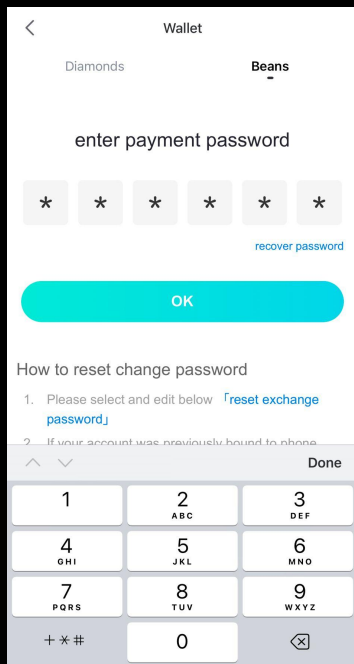
Go to Me → Wallet → Beans

To exchange diamonds:

Go to “exchange diamonds”

To cash out:

Go to “exchange rewards”



How to Cash Out Beans to Your Bank Card?

Wallet → Beans → Exchange Rewards

Step 1: Enter your payment password (everyone has to set one, there's no way around this).

Step 2: Select your cashout method (we recommend Stripe);

Step 3: Fill in the amount of cash you want to cash out

Step 4: Press confirm. Another message will pop up with the transfer charge. Press confirm.

***Minimum cash out amount is 6,700 beans ≈ \$31.9**

Max cash out \$5000 per week