



Decora

DESIGN GUIDE



PERSONALIZED CABINETRY
FOR THE WAY YOU LIVE

Embrace your unique style statement with cabinetry from Decora.

A range of door styles serve as canvas for the color vision of your mind's eye, while thoughtful storage solutions set the bar for organized living. With an unmatched attention to detail, each cabinet showcases the superior craftsmanship Decora is known for. Get inspired as you peruse the stunning kitchens in this Design Guide while dreaming of a new heart of your home.

INSIDE

02 DESIGNER
SPOTLIGHT

Anne Dempsey shares
Decora's design flexibility.

04 KITCHENS

Spaces that encompass
beautiful style with
maximized function.

36 OTHER ROOMS

Create cohesion throughout
your entire home

42 HOME OFFICES

Cabinetry for your working style
that inspires productivity

48 BATHS

Stylish personal retreats
with sophisticated solutions

54 DOOR STYLES
& FINISHES

Our broad offering is sure to
have a look that's right for you

72 FINISHING
TECHNIQUES

Craft a one-of-a-kind look
for your space



Marquis Walnut Gunny and Sloan Maple Jet



DESIGNER SPOTLIGHT

ANNE DEMPSEY

Kitchen Designer
Chicago, IL

Tell us a little about yourself.

I've lived in the Chicagoland area my whole life and have been a Kitchen Designer for half of it! My husband and I raised our two sons and now that they are in college, I am enjoying a little more free time. I love any craft hobby but have recently been taking woodworking classes so I can build cabinets for myself.

How long have you been a designer?

I started my career over 25 years ago and have been designing with Decora the entire time. I love the "before and after" aspect of the work.

What are some of your favorite features of Decora?

Decora has so many modifications, finishes, and options – especially Decora by Design – that make it really easy to design dream spaces without a truly custom budget.

Where did you get your inspiration for this design?

My client's inspiration photos are my inspiration. I try to incorporate their ideas in a balanced and practical way.

Do you have any design tips or tricks you'd like to share?

Kitchens are a balance of form and function, as well as symmetry and interest. I always start with making sure there is enough storage and balance in the overall design. Then, I add design elements to give the kitchen personality while making it unique for each client.

What are some of the biggest design challenges you have faced and how did you overcome them?

Small spaces are always the biggest challenge, but they are one I enjoy. In this kitchen, the main wall jogged back over a foot right where I wanted to put the range. We ended up building out the wall to make it a straight run, then tucked narrow storage cabinets into the bump out. I wanted to center the range on the island, but that made the wall cabinets look lopsided. I switched one of the wall cabinets to open shelves to bring symmetry around the range hood while also giving a bit of interest on the main wall.

Thank you Anne for sharing your design talents with us!



Prescott Maple White and Bombay



KANON
Quartersawn Oak Crepé

SABINE
Maple Triton

Decora

KITCHENS

Whether savoring the calm while gathering your thoughts over a cup of coffee or referencing a blog while doing prep work for your next gourmet gathering, your kitchen should be a place where you love to spend time. Choose Decora to create a space that encompasses beautiful style with maximized function.



THEA

Quartersawn Oak Cello,
Maple Cozy and Westhighland White



THEA
Quartersawn Oak Cello,
Maple Cozy and Westhighland White



PLAZA
Cherry Cabana

PRESCOTT
Cherry Swift



PLAZA
Cherry Cabana

PRESCOTT
Cherry Swift



RUSSELL
Maple Eva and Lyrical



RUSSELL
Maple Eva and Lyrical



MARQUIS
Walnut Gunny

SLOAN
Maple Jet



MARQUIS
Walnut Gunny
SLOAN
Maple Jet



CASSANDRA
Maple Frillseeker and Crêpe



CASSANDRA
Maple Frillseeker and Crêpe



MARQUIS
Maple Interesting Aqua



MARQUIS
Maple Interesting Aqua



PRESCOTT
Beaded Inset : Maple White



PRESCOTT
Beaded Inset : Maple White



DALADIER

Maple Color By Number Sherwin-Williams® Mineral Deposit
(Main Kitchen)

Maple White (Floating Shelves and Hutch)

Maple Bespoke Custom Hue (Laundry)



DALADIER

Maple Bespoke Custom Hue *(Base Cabinets)*
Maple Color By NumberSherwin-Williams® Mineral Deposit *(Wall Cabinets)*
Maple White *(Floating Shelves)*

Courtesy of Better Homes and Gardens

Decora

OTHER ROOMS

A showstopper space isn't limited only to the kitchen. Create cohesion throughout your entire home with Decora cabinetry in your pantry, home office, and laundry rooms. With abundant customization possibilities and task-specific organization solutions, you'll find both beauty and function throughout your home.



RUSSELL
Maple Triton



VIDE
Maple Odyssey and White



MANDELLA

Cherry Iron Slate

HASKINS

Cherry Iron Slate
Maple Fog
Maple Grays Harbor

Decorá

HOME OFFICES

Inspire productivity in your home office and ensure comfort with customized cabinetry for your space, your working style, and your preferences. Choose a calm palette for focused work or an energizing palette to spark brainstorming. Top it off with organizational features to keep you on-task and ready to take on the day.



MANDELLA
Cherry Iron Slate

HASKINS
Cherry Iron Slate
Maple Fog
Maple Grays Harbor





THEA
Maple Cozy

Decorá[®]

BATHS & MORE

Consider creating stylish personal retreats with sophisticated, custom solutions from Decorá. Selecting the perfect door style, a beautiful finish, and crafting the right design for your bathroom is an integral step in assuring that every space contributes to your truly comfortable, organized, well-met home.



MARQUIS

Rustic Alder Suede

Courtesy of homeowner Zosia Mamet,
Designers Brett and Kara Phillips



MARQUIS
Cherry Teaberry



ARTISAN
Maple Mount Etna



RUSSELL
Maple iron Slate



TALA
Cherry Mink with Espresso Glaze



RUSSELL
Maple Triton

Decora[®]

DOOR STYLES & FINISHES

Browse the fashionable door styles and finishes within the Decora palette in the pages to follow. You'll discover countless opportunities to display your unique personality in your new space. Whether your style preferences lean more traditional or contemporary, or anything in between, Decora's broad offering is sure to have a look that's just right for you.

DOOR STYLES

FULL OVERLAY

- Available in:
- C Cherry
 - D MDF
 - M Maple
 - O Oak
 - Q Quartersawn Oak
 - R Rustic Alder
 - W Walnut



Airedale
C M O O R W



Artisan*
C M O O R W



Artisan*
5-Piece Drawer Front Option
C M O O R W



Cassandra*
C M O O R W



Cassandra*
5-Piece Flat Drawer Front Option
C M O O R W



Cormac
C M O O R W



Daladier
C M O O R W



Daladier
Slab Drawer Front Option
C M O O R W



Davenport
C M W



Fredric
C M O O R W



Galleria
C M O O R W



Harmony*
C M O O R W



Harmony*
Slab Drawer Front Option
C M O O R W



Haskins*
C M O O R W



Haskins*
Slab Drawer Front Option
C M O O R W



Kace*
C M O O R W



Kace*
5-Piece Drawer Front Option
C M O O R W



Kaylee*
C M O O R W



Kaylee*
5-Piece Drawer Front Option
C M O O R W



Leyden
C M W



Kanon
C M O O R W



Kanon
C M O O R W



Mandela
C M O O R W



Marquis*
C M O O R W



Melody
C M O O R W



Melody
Slab Drawer Front Option
C M O O R W



Plano*
C M O O R W



Plano*
5-Piece Drawer Front Option
C M O O R W



Plaza*
C M O O R W



Plaza*
5-Piece Flat Drawer Front Option
C M O O R W

When Maple Opaque or Painted finishes (Decorá Color Collection, Sherwin-Williams, Custom Color, or Brushed Technique) are specified, the center panels of the selected style may be constructed of Medium Density Fiberboard (MDF). MDF provides a smoother finish when painted, and is more resistant to warping, expansion, and contraction.

*Style available in multiple outside profiles.
For an interactive door style and finish selection guide, visit decoracabinets.com/products

DOOR STYLES

FULL OVERLAY



Plaza*
5-Piece Raised Drawer Front Option
C M O O R W



Prescott*
C M O O R W



Prescott*
Slab Drawer Front Option
C M O O R W



Russell
C M O R W



Russell
Slab Drawer Front Option
C M O R W



Simsbury*
C M O O R W



Sloan*
C M O O R W



Sloan*
5-Piece Drawer Front Option
C M O O R W



Tala*
C M O O R W



Tala*
Slab Drawer Front Option
C M O O R W



NEW!
Vide
C M O O R W



NEW!
Vide
Slab Drawer Front Option
C M O O R W



Yardley*
C M O O R W



Yardley*
Slab Drawer Front Option
C M O O R W

- Available In:
- C Cherry
 - D MDF
 - M Maple
 - O Oak
 - Q Quartersawn Oak
 - R Rustic Alder
 - W Walnut



NEW!
Sabine
C M O O R W



NEW!
Sabine
Slab Drawer Front Option
C M O O R W



Thea*
C M O O R W



Thea*
5-Piece Drawer Front Option
C M O O R W

DOOR PROFILES



Profile #01



Profile #04



Profile #07



Profile #10



Profile #12**



Profile #17



Profile #18


When Maple Opaque or Painted finishes (Decorá Color Collection, Sherwin-Williams, Custom Color, or Brushed Technique) are specified, the center panels of the selected style may be constructed of Medium Density Fiberboard (MDF). MDF provides a smoother finish when painted, and is more resistant to warping, expansion, and contraction.

* Style available in multiple outside profiles.
** Profile available on Harmony, Artisan, Airedale, and Daladier.
For an interactive door style and finish selection guide, visit decoracabinets.com/products


INSET DOOR STYLES

- Available In:
- C Cherry
 - D MDF
 - M Maple
 - O Oak
 - Q Quartersawn Oak
 - R Rustic Alder
 - W Walnut

BEADED & NON-BEADED INSET*



Harmony ♦
C M O O R W




Harmony ♦
Slab Drawer Front Option
C M O O R W




Haskins ♦
C M O O R W



Haskins ♦
Slab Drawer Front Option
C M O O R W



Plano ♦
C M O O R W




Plano ♦
5-Piece Drawer Front Option
C M O O R W




Plaza ♦+
C M O O R W




Prescott ♦
C M O O R W




Prescott ♦
Slab Drawer Front Option
C M O O R W



Simsbury ♦
C M O O R W



Thea ♦
C M O O R W



Thea ♦
5-Piece Drawer Front Option
C M O O R W



Yardley ♦♦
C M O O R W

All doors shown in Chantille

* Beaded (left door) & Non-beaded (right door)
♦ Style available in multiple outside profiles
+ Also available with 5-piece drawer front
◊ Also available with slab drawer front

ALUMINUM FRAME DOORS



Aluminum Frame AF003 with Gold finish and Clear Glass Insert

FRAME STYLES



AF002



AF003



AF004



AF006



AF007



AF010




AF011




AF015


FRAME FINISHES




Chalk



Natural Aluminum




Arctic Silver



Gold




Brushed Stainless Steel



Bronze Matte



Graphite



Onyx

STANDARD GLASS INSERTS



Clear Glass*



Satin Glass*



Reeded Glass



Smoked Grey Glass



Bronze Satin



Grey Satin



Bronze Clear




Grey Satin Mirror

BACK PAINTED GLASS INSERTS



White Gloss




Cream Gloss



Sand Gloss



Mist Gloss



Mocha Gloss



Bronze Gloss




Slate Gloss




Navy Gloss



Black Gloss




White Matte



Cream Matte




Sand Matte



Mist Matte



Mocha Matte



Bronze Matte



Slate Matte




Navy Matte



Black Matte


HIGH GLOSS PARAPAN® INSERTS



Alpine White



White



Light Grey



Stone Grey



Turquoise



Cobalt Blue



Black

*Low iron option available.

Finish names represent the look of the finish and not the actual material substrate. Talk to your designer for details.

COLOR EVOLUTION

PAINT FINISHES*

Brightest White

White

Westhighland White

Extra White

Lyrical

Agreeable Gray

Chantille

Boosted Beige

Fleeting Green

Sea Salt

NEW!

Triton

Cozy

NEW!

Hillside

Eva

Coastal Plain

Retreat

Sweet Pea

Foxhall Green

Favorite Mug

North Star

Interesting Aqua

Distance

Grays Harbor

Mount Etna

Naval

NEW!

Odyssey

Angel

Mindful Grey

Sterling

Stamped Concrete

Enchanted

Peppercorn

Jet

Frillseeker

COLOR BY NUMBER

Including any color in the Sherwin-Williams® and Benjamin Moore® paint families, Color By Number gives you thousands of choices to create your unique space and enhance your Maple, MDF, Oak, or Quartersawn Oak door. Add Black, Coffee, Espresso, Gunmetal, Pewter, Platinum or Twilight highlight. For subtle texture and maximum impact, consider Brushed Onyx, Brushed Pavestone, and Brushed Saddle. Please see your designer for details and exclusions.



BESPOKE CUSTOM HUES


Have a favorite piece of artwork in your home with that perfect shade of green? Or, you just can't stop thinking about that beautiful mauve shade of your heirloom dinnerware? With Decora's Bespoke color program, we'll match any color you can imagine! Available on Maple, MDF, Oak, and Quartersawn Oak door styles. Choose to add Black, Coffee, Espresso, Gunmetal, Pewter, Platinum, or Twilight highlight, or layer Brushed Onyx, Brushed Pavestone, or Brushed Saddles finish for maximum color interest. Please see your designer for details and exclusions.




*Available on Maple, MDF, Oak and Quartersawn Oak paints.

STAIN FINISHES


CHERRY




Natural




Wheatfield




Pheasant




Suede




Shetland




Fennec




Sepia




Cliff




Fog




Crépe




Gunny




Cello




Kindling




Mink




Antelope




Shadow




Craggy Peak




Bombay



Coyote



Teaberry



Sumatra

GLAZES



Natural Coffee

HIGHLIGHTS*



Coffee




Espresso


Highlights shown on Natural.

Available on Antelope, Bombay, Cello, Cliff, Coyote, Craggy Peak, Fennec, Fog, Gunny, Kindling, Mink, Natural, Pheasant, Sepia, Shadow, Shetland, Suede, Sumatra, Teaberry and Wheatfield.


SEMI-TRANSLUCENT FINISHES




Cabana




Swift



Angora



Mohair



Iron Slate

SPECIALTY FINISHES



Amber Luminaire

MAPLE



Natural



Wheatfield



Pheasant



Suede



Shetland



Fennec



Sepia



Fog



Crépe



Gunny



Cello



Kindling



Antelope



Shadow



Craggy Peak



Bombay



Coyote



Sumatra



Teaberry

GLAZES



Natural Coffee

HIGHLIGHTS*



Coffee




Espresso


Highlights shown on Natural.

Available on Antelope, Bombay, Cello, Coyote, Craggy Peak, Fennec, Fog, Gunny, Kindling, Natural, Pheasant, Sepia, Shadow, Shetland, Suede, Sumatra, Teaberry and Wheatfield.

SEMI-TRANSLUCENT FINISHES



Angora




Iron Slate

SPECIALTY FINISHES



Turquoise Rust



Weathered Jet*

*Not available on Marquis or Della

STAIN FINISHES

OAK & QUARTERSAWN OAK



Natural



Wheatfield



Pheasant



Shetland



Suede



Fennec



Cello



Crêpe



Gunny



Fog



Cliff



Antelope



Kindling



Shadow



Sepia



Craggy Peak



Coyote



Bombay



Teaberry



Sumatra

SEMI-TRANSLUCENT FINISHES



Cabana



Swift




Angora



Mohair

SPECIALTY FINISHES



Turquoise Rust


RUSTIC ALDER



Natural




Crêpe



Pheasant



Wheatfield



Shetland



Fennec



Suede




Cello



Fog




Gunny



Cliff



Kindling



Mink



Shadow




Antelope



Sepia



Bombay



Craggy Peak



Coyote



Teaberry




Sumatra

GLAZES




Natural Coffee

HIGHLIGHTS*



Coffee



Espresso

Highlights shown on Natural.

Available on Antelope, Bombay, Cello, Cliff, Coyote, Craggy Peak, Fennec, Fog, Gunny, Kindling, Mink, Natural, Pheasant, Sepia, Shadow, Shetland, Suede, Sumatra, Teaberry and Wheatfield.

SEMI-TRANSLUCENT FINISHES



Cabana



Swift



Angora



Mohair

SPECIALTY FINISHES




Amber Luminaire


*Not available on Marquis or Della

STAIN FINISHES


WALNUT




Natural




Pheasant




Shetland




Wheatfield




Suede




Fennec




Gunny




NEW!
Crêpe




Cliff




Kindling




Cello




Mink




Coyote




Antelope




Craggy Peak




Shadow




Sepia



Bombay



Teaberry



Sumatra

GLAZES



Natural Coffee

HIGHLIGHTS*



Coffee




Espresso


Highlights shown on Natural.

Available on Antelope, Bombay, Cliff, Coyote, Craggy Peak, Fennec, Gunny, Kindling, Mink, Natural, Pheasant, Sepia, Shadow, Shetland, Suede, Sumatra, Teaberry and Wheatfield.


SEMI-TRANSLUCENT FINISHES




Cabana




Swift



Angora



Mohair



Iron Slate

SPECIALTY FINISHES



Amber Luminaire

SEMI-TRANSLUCENT FINISHES

Unique to Decorá, our semi-translucent finishes have a distinct opacity, that, when paired with wood grain, adds a rich, effortless dimension to your home. Available on Cherry, Maple, Oak, Quartersawn Oak, Rustic Alder and Walnut, the palette offers hues from soft Cabana to elegant Mohair to bold Iron Slate, each singular in its statement, or complementary to other stains and paints.



SPECIALTY FINISHES

Wood is an expressive medium, and each of our Specialty Finishes elevates its gifts. Technique and color are applied in a thoughtful, measured manner to achieve specific looks. While Turquoise Rust offers a refined rustic style, the Amber Luminaire finish refreshes a classic style. Your Decorá designer can guide you through the available Specialty Finishes, so you can stay true to your vision.



*Not available on Marquis or Della



HASKINS

Maple Maple Sherwin-Williams® Urbane Brushed Onxy

Decora

FINISHING TECHNIQUES


Enhance the beauty of your selected finish with a variety of techniques available in the Decora offering. Whether you're looking to highlight the profiles of the door, achieve an aged look, or create a personalized look in a variety of other ways, you'll find Decora has several options to craft a one-of-a-kind look for your space.

FINISHING TECHNIQUES

HIGHLIGHTING OPTIONS FOR PAINTS

Gunmetal, Pewter, Twilight, Coffee, Espresso, and Platinum Highlights are available on all Maple and MDF Painted product. Black Highlight is available on all Maple and MDF Painted product with the exception of Jet. Please see designer for details and exclusions.

When Maple Painted finishes (Decorá Color Collection, Sherwin-Williams, Custom Color, or Brushed Technique) are specified, the center panels of the selected style may be constructed of Medium Density Fiberboard (MDF). MDF provides a smoother finish when painted, and is more resistant to warping, expansion, and contraction. Highlighting not available on Marquis or Della door styles.




Maple Chantille with Black Highlight and Maple Chantille with Pewter Highlight

BRUSHED FINISHES

Brushed Onyx, Brushed Pavestone, and Brushed Saddle: three hand-applied, luxuriously translucent finishes to layer over any Maple or MDF paint. Choose to pair them with paints in our Color Collection, the entire Sherwin-Williams® palette, or any custom color under the sun, for a completely personalized look that accentuates the fine craftsmanship found in every Decorá cabinet.

Glazed and brushed examples are shown on Chantille. Brushed finishes are not available with highlighting.



Brushed Onyx

HIGHLIGHTING OPTIONS FOR STAINS

Coffee and Espresso Highlights are applied by hand to a wide variety of stains and wood types, bringing focus to the door and drawer profile details. See your designer for style, wood type and finish availability.



Maple Suede with Espresso Highlight

CERUSE FINISHES

Adding depth and dimension to Oak, Quartersawn Oak and Walnut, Ceruse finishes are available in two colorways. Fresco, a gray wash, and Relic, a black wash, are available on Cliff, Gunny and Kindling stains. Ceruse finishes feature a matte sheen, similar to furniture styling.



Quartersawn Oak Gunny Fresco, Gunny Relic, Cliff Fresco and Kindling Relic

FINISHING TECHNIQUES

SHEEN OPTIONS

A choice in sheen can significantly alter the appearance of a door, especially those finished with medium to dark paints and stains where matte finishes are more noticeable. We have paired a Standard Sheen (top) with our Matte Sheen (bottom) to illustrate the difference. Matte Sheen is available on all paints and stains - talk to your designer about the possibilities.


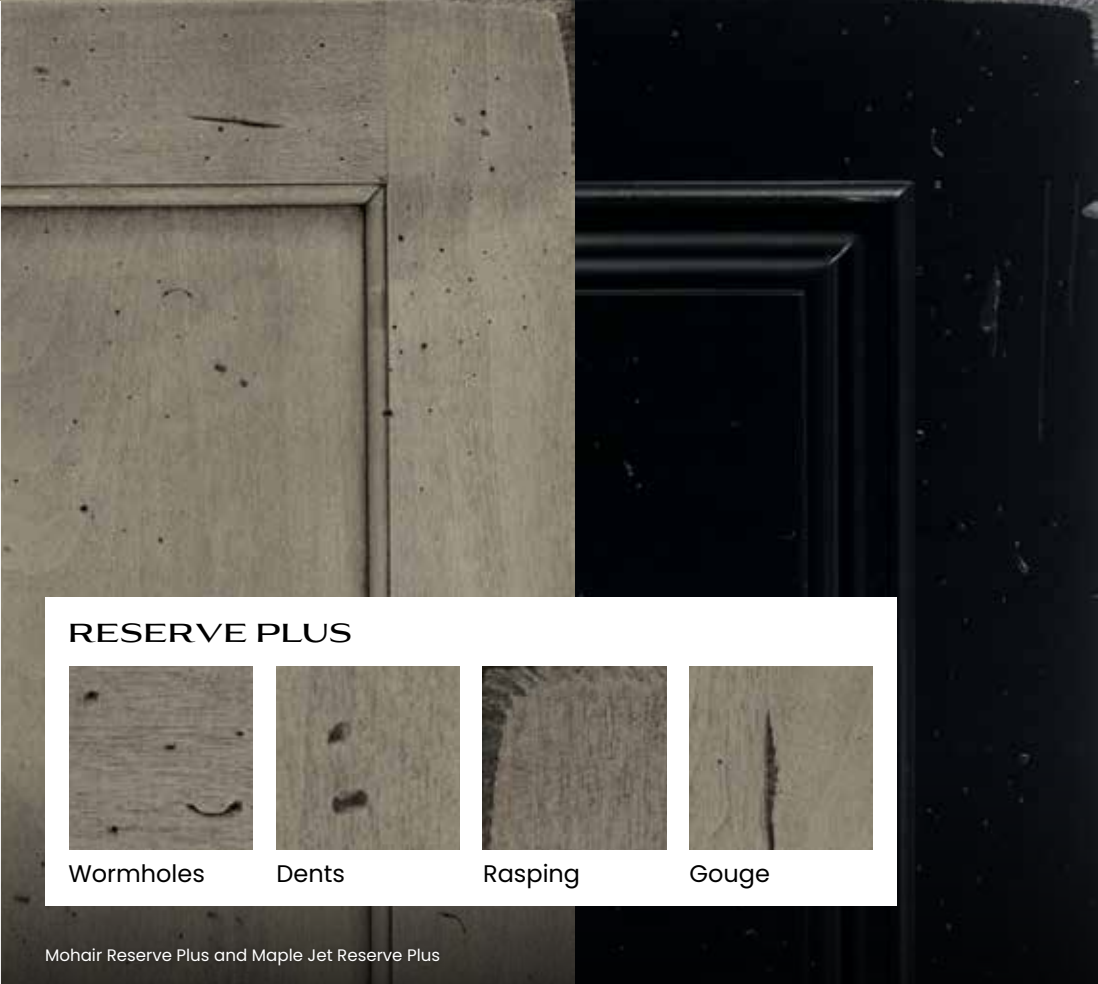


Matte Sheen shown on Marquis Walnut Gunny

RESERVE PLUS

Reserve Plus is a distressing technique that features random work holes, tiny dents, light signs of wear, random rasped corners and edges, mars, and splits. This technique mimics the appearance of imperfections that make sentimental antiques so charming.

Not available with Brushed Finish, Speckling, or Vintage Plus techniques. Not available on Della door style.



Mohair Reserve Plus and Maple Jet Reserve Plus

SPECKLING

Speckling is an artistic technique consisting of random spattering of small, black spots, that vary slightly in size. Expect these spots to be clustered or spread out across the surface of the product. The intentionally random application lends a sense of age and depth to the finish, resulting in a truly authentic, furniture-like aesthetic.

Available stains include: Amber Luminaire, Angora, Antelope, Bombay, Cabana, Cliff, Coyote, Craggy Peak, Fennec, Fog, Gunny, Kindling, Mink, Mohair, Natural, Natural Coffee, Pheasant, Sepia, Shadow, Shetland, Suede, Sumatra, Swift, Teaberry and Wheatfield. Not available with Reserve, Reserve Plus, Vintage, Vintage Plus, or Brushed Finishes.



Maple Antelope and Kindling Speckling

VINTAGE PLUS

Vintage Plus is an aggressive, random sand-through technique varying the number of corners and raised profiles receiving a burnished sand-through and the sanding of sharp profiles. The worn edges vary within individual doors and throughout the entire room.

Not available on Unfinished, Natural, Natural Coffee Highlight, Natural Espresso Highlight, Turquoise Rust, or Weathered Jet. Not available with the Brushed Finish, Speckling, or Reserve techniques. Not available on Della door style.



Mohair Vintage Plus and Maple Jet Vintage Plus



Prescott Maple Jet
Courtesy of Grant Gibson

To see more door styles and finishes, visit
decoracabinets.com/products

Styles, product availability and construction may vary slightly from those shown in this book due to material availability and/or design evolution. Specifications are subject to change without notice. Customer service is available if your design requires verification of product availability and specifications.

Please note that paints featuring the same color name as your cabinetry are not guaranteed to be an exact color match. When seeking to match the color of your Decorá Cabinetry, take a cabinet door to your nearest Sherwin-Williams paint store to be color matched to reduce the likelihood of color variation. Exact color matching is not guaranteed, and MasterBrand Cabinets is not responsible for color discrepancies.

Product photography and illustrations have been reproduced as accurately as printing technologies permit. To ensure highest satisfaction, we strongly recommend you view an actual sample for best color, wood grain and finish representation.

Decorá® has a Limited Lifetime Warranty.
For terms and conditions, please visit: decoracabinets.com/warranty

Front cover image: Kanon Quartersawn Oak Crêpe and Sabine Maple Triton



decoracabinets.com
#DecoráCabinets
© 2024 MasterBrand Cabinets LLC
All rights reserved.