



Triangle Pond Management
 405 S Rogers Ln
 Raleigh, NC 27610
 (919)398-3221
 Office@TrianglePondManagement.com
 www.TrianglePondManagement.com
Maintenance Service Report

Customer Name:		Date:	
Chandler Woods MOA		1/25/2024	
Address:			
214 Abbot Pl			
Aquatic Technician:			
Dylan Cash			
Time of Arrival:	Time of Departure:	Drive Time:	
8:53 AM	11:20 am	6 min	
Type of Device(s) Maintained:			
BMP 1, BMP 2, BMP 3			

Unwanted Vegetation:			
<input type="checkbox"/> Filamentous Algae	<input type="checkbox"/> Planktonic Algae	<input type="checkbox"/> Emergent Aquatics	<input type="checkbox"/> Submersed Aquatics
<input type="checkbox"/> Free Floating Aquatics	<input type="checkbox"/> Broadleaf/Invasive Grasses	<input type="checkbox"/> Other (see additional notes)	
Method of Treatment Used:			
<input type="checkbox"/> Algaecide	<input type="checkbox"/> Herbicide	<input type="checkbox"/> Dye (Black/Blue)	<input type="checkbox"/> Other (see additional notes)

General Inspection:		Comment:
Was any trash found in or around the devices?	Yes	All trash was removed
Were the Inlets & Outlets clear of all debris and functioning properly?	Yes	
Was the Rip Rap clear of any unwanted vegetation?	Yes	
Was the required beneficial vegetation healthy and flourishing?	No	Dormant
Was any Beaver/Muskrat activity observed?	No	
Was the water at the proper elevation?	Yes	
Were the devices draining properly?	Yes	
Was the Riser/Trash Rack clear of trash and debris?	No	Cleared
Was any erosion observed during the visit?	No	

Optional Services:		Comment:
Were Mowing services completed?	No	
Was the Rip Rap in the correct position?	Yes	
Were overseeding services preformed this visit?	No	
Was the Drain Valve exercised?	No	
Was the Fountain/Aerator functioning properly?	N/A	

Wildlife Observations

Healthy for Aquatic Environment:		Unhealthy for Aquatic Environment (Removal/Remediation Recommended):
<input type="checkbox"/> Bass	<input type="checkbox"/> Bluegill/Sunfish	<input type="checkbox"/> Geese
<input type="checkbox"/> Grass Carp	<input type="checkbox"/> Minnows/Gambusia	<input type="checkbox"/> Excessive Turtles
<input type="checkbox"/> Cray Fish	<input type="checkbox"/> Turtles	<input type="checkbox"/> Snakes

Repairs?	Comment:
Are repairs required? No	

Overall Condition of Devices:
<input type="checkbox"/> Excellent <input checked="" type="checkbox"/> Good <input type="checkbox"/> Fair <input type="checkbox"/> Poor

Additional Notes:
<p>The devices were walked and all trash and debris was removed.</p> <p>Riprap was clear of leaves.</p> <p>No woody vegetation was seen within the device.</p> <p>Removed some down limbs within the device.</p> <p>Water level was appropriate.</p> <p>Please contact our office with any additional questions, concerns, or to schedule repairs.</p>

Technician's Signature:






Photo 1:	Photo 2:
	
BMP 1 overview	BMP 1 inlet
Photo 3:	Photo 4:
	
BMP 1 riser	BMP 1 outlet

Photo 5:	Photo 6:
 <p>A wide-angle photograph of a rectangular stormwater detention pond. The pond is surrounded by a dry, brown grassy area. A black metal fence runs along the right side of the pond. In the background, there are trees and a residential building.</p>	 <p>A photograph showing the inlet of the stormwater detention pond. A large, dark, circular pipe discharges water into the pond. The water is murky brown. A black metal fence is visible in the background.</p>
BMP 2 overview	BMP 2 inlet
Photo 7:	Photo 8:
 <p>A photograph of the riser structure of the stormwater detention pond. The riser is a concrete structure with a metal grate on top. It is surrounded by a dry, brown grassy area. A black metal fence runs along the right side of the pond. In the background, there are trees and a residential building.</p>	 <p>A photograph showing the outlet of the stormwater detention pond. A large, dark, circular pipe discharges water into a gravel-filled area. The water is murky brown. A black metal fence is visible in the background.</p>
BMP 2 riser	BMP 2 outlet

Photo 9:	Photo 10:
	
BMP 3 overview	BMP 3 inlet
Photo 11:	Photo 12:
	
BMP 3 riser	