



**Triangle Pond Management**  
 405 S Rogers Ln  
 Raleigh, NC 27610  
 (919)398-3221  
 Office@TrianglePondManagement.com  
 www.TrianglePondManagement.com  
**Maintenance Service Report**

|                                      |                           |                    |  |
|--------------------------------------|---------------------------|--------------------|--|
| <b>Customer Name:</b>                |                           | <b>Date:</b>       |  |
| Chandler Woods MOA                   |                           | 5/23/2023          |  |
| <b>Address:</b>                      |                           |                    |  |
| 214 Abbot Pl                         |                           |                    |  |
| <b>Aquatic Technician:</b>           |                           |                    |  |
| Anthony Monefusco                    |                           |                    |  |
| <b>Time of Arrival:</b>              | <b>Time of Departure:</b> | <b>Drive Time:</b> |  |
| 8:11 AM                              | 10:49 AM                  | 60 minutes         |  |
| <b>Type of Device(s) Maintained:</b> |                           |                    |  |
| BMP 1, BMP 2, BMP 3                  |                           |                    |  |

|   |  |   |   |
|---|--|---|---|
| <b>Unwanted Vegetation:</b>                     |  |   |   |
| <input type="checkbox"/> Filamentous Algae      | <input type="checkbox"/> Planktonic Algae                      | <input type="checkbox"/> Emergent Aquatics            | <input type="checkbox"/> Submersed Aquatics           |
| <input type="checkbox"/> Free Floating Aquatics | <input checked="" type="checkbox"/> Broadleaf/Invasive Grasses | <input type="checkbox"/> Other (see additional notes) |   |
| <b>Method of Treatment Used:</b>                |  |   |   |
| <input type="checkbox"/> Algaecide              | <input checked="" type="checkbox"/> Herbicide                  | <input type="checkbox"/> Dye (Black/Blue)             | <input type="checkbox"/> Other (see additional notes) |

| General Inspection:   | Comment:           |
|---|--------------------|
| Was any trash found in or around the devices?                           | Yes      See notes |
| Were the Inlets & Outlets clear of all debris and functioning properly? | No      See notes  |
| Was the Rip Rap clear of any unwanted vegetation?                       | No      See notes  |
| Was the required beneficial vegetation healthy and flourishing?         | Yes                |
| Was any Beaver/Muskrat activity observed?                               | No                 |
| Was the water at the proper elevation?                                  | Yes                |
| Were the devices draining properly?                                     | Yes                |
| Was the Riser/Trash Rack clear of trash and debris?                     | Yes                |
| Was any erosion observed during the visit?                              | No                 |

| Optional Services:                              |     | Comment: |
|---|-----|----------|
| Were Mowing services completed?                 | Yes |          |
| Was the Rip Rap in the correct position?        | Yes |          |
| Were overseeding services preformed this visit? | No  |          |
| Was the Drain Valve exercised?                  | No  |          |
| Was the Fountain/Aerator functioning properly?  | N/A |          |

#### Wildlife Observations


| Healthy for Aquatic Environment:    |   | Unhealthy for Aquatic Environment<br>(Removal/Remediation Recommended): |
|-------------------------------------|---|---|
| <input type="checkbox"/> Bass       | <input type="checkbox"/> Bluegill/Sunfish | <input type="checkbox"/> Geese  |
| <input type="checkbox"/> Grass Carp | <input type="checkbox"/> Minnows/Gambusia | <input type="checkbox"/> Excessive Turtles                              |
| <input type="checkbox"/> Cray Fish  | <input type="checkbox"/> Turtles          | <input type="checkbox"/> Snakes   |

| Repairs?                 | Comment: |
|--------------------------|----------|
| Are repairs required? No |          |





| Overall Condition of Devices:   |
|---|
| <input type="checkbox"/> Excellent <input type="checkbox"/> Good <input checked="" type="checkbox"/> Fair <input type="checkbox"/> Poor |

| Additional Notes:  |
|--|
| <p>Mowing and string trimming services were completed today.</p> <p>Walked the perimeter of the devices and picked up trash.</p> <p>Water levels were at the correct elevation.</p> <p>Removed debris from inlets, outlets, and riprap areas.</p> <p>Controlled unwanted vegetation with an approved herbicide in riprap areas and mulch areas.</p> <p>All other systems were inspected for proper function and all was in good working condition.</p> <p>Please contact our office with any additional questions, concerns, or to schedule repairs.</p> |

| Technician's Signature:   |
|---|
|  |

| Photo 1:  | Photo 2:   |
|---|--|
|    |    |
| BMP3 view   | BMP3 view  |
| Photo 3:  | Photo 4:   |
|  |  |
| BMP3 inlet  | BMP3 riser   |



| Photo 5:  | Photo 6:   |
|---|--|
|    |    |
| BMP3 inside riser   | BMP2 view  |
| Photo 7:  | Photo 8:   |
|  |  |
| BMP2 backsideview   | BMP2 view  |

**Photo 9:**



BMP2 inlet

**Photo 10:**



BMP2 riser

**Photo 11:**



BMP2 inside riser




**Photo 12:**



BMP2 outlet



| Photo 13:   | Photo 14:  |
|---|--|
|    |    |
| BMP1 view   | BMP1 backside view   |
| Photo 15:   | Photo 16:  |
|  |  |
| BMP1 backsideview   | BMP1 inlet   |

| Photo 17:   | Photo 18:  |
|---|--|
|  <p>A photograph showing the exterior of a BMP1 riser structure. It is a square concrete base with a metal grate on top, situated in a pond. The surrounding area is grassy with some orange safety fencing visible in the background.</p> |  <p>A photograph showing the interior of a BMP1 riser structure. It is a concrete enclosure with a large, dark, rectangular metal door or panel in the center. The floor is concrete, and there are some metal brackets or supports visible.</p> |
| BMP1 riser  | BMP1 inside riser  |
| Photo 19:   | Photo 20:  |
|  <p>A photograph showing the exterior of a BMP1 outlet structure. It is a concrete structure with a small, rectangular opening, situated in a grassy area. The water level is visible in the opening.</p>                                |  |
| BMP1 outlet   |  |