



SERIES 250 NARROW STILE SINGLE DOOR ORDER WORKSHEET

Page: _____

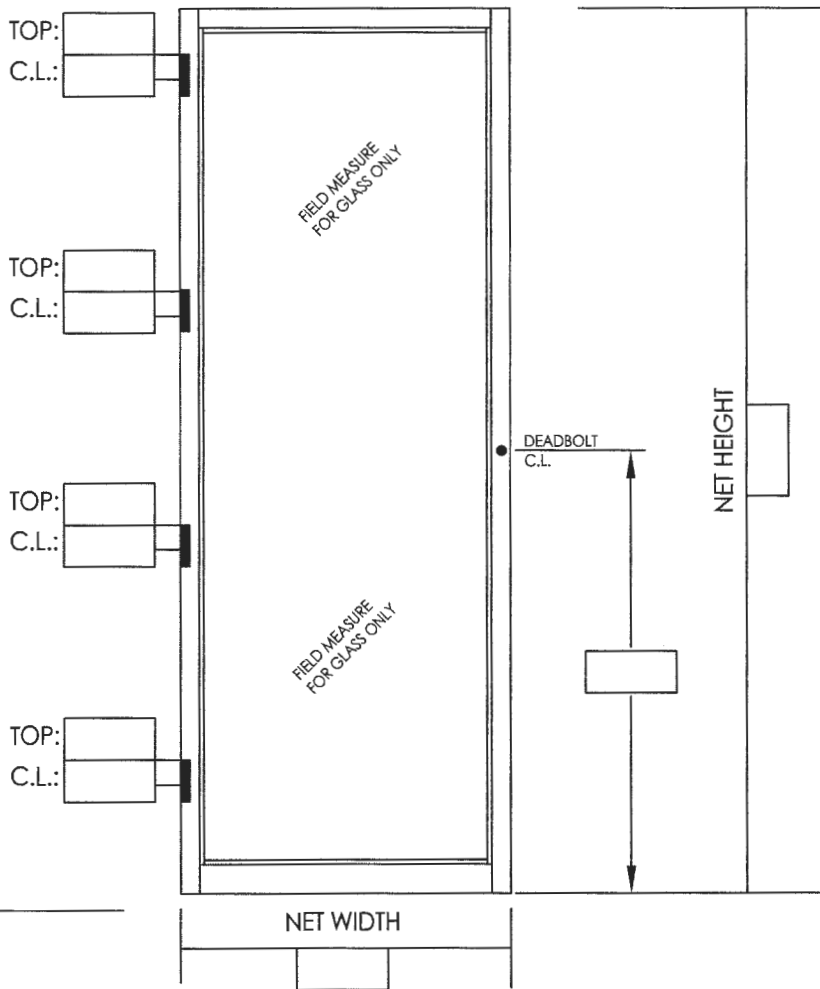
Customer: _____	Finish:	Glass thickness:	Vinyl color:
Project: _____	<input type="checkbox"/> Clear <input type="checkbox"/> Bronze	<input type="checkbox"/> 1/4" 1/2" <input type="checkbox"/>	<input type="checkbox"/> Grey
Architect: _____	<input type="checkbox"/> Black <input type="checkbox"/> Field Paint	<input type="checkbox"/> 3/8" <input type="checkbox"/>	<input type="checkbox"/> Black
P. O. #: _____	<input type="checkbox"/> White <input type="checkbox"/> Custom	<input type="checkbox"/> Other specify: _____	<input type="checkbox"/> White

HEADER: D-201

BOTTOM RAIL: D-101

STILES: DT550

LIST ANY SPECIAL FRAME PREPS BELOW:



FRAME NUMBERS AND HANDING

RIGHT HAND:

LEFT HAND:

QUANTITY:

QUANTITY:

Glass formula: Clear width + 1/2" and clear height plus 1/2" after field measuring

Prepared By: _____ Date: _____



SERIES 400 MEDIUM STILE SINGLE DOOR ORDER WORKSHEET

Page: _____

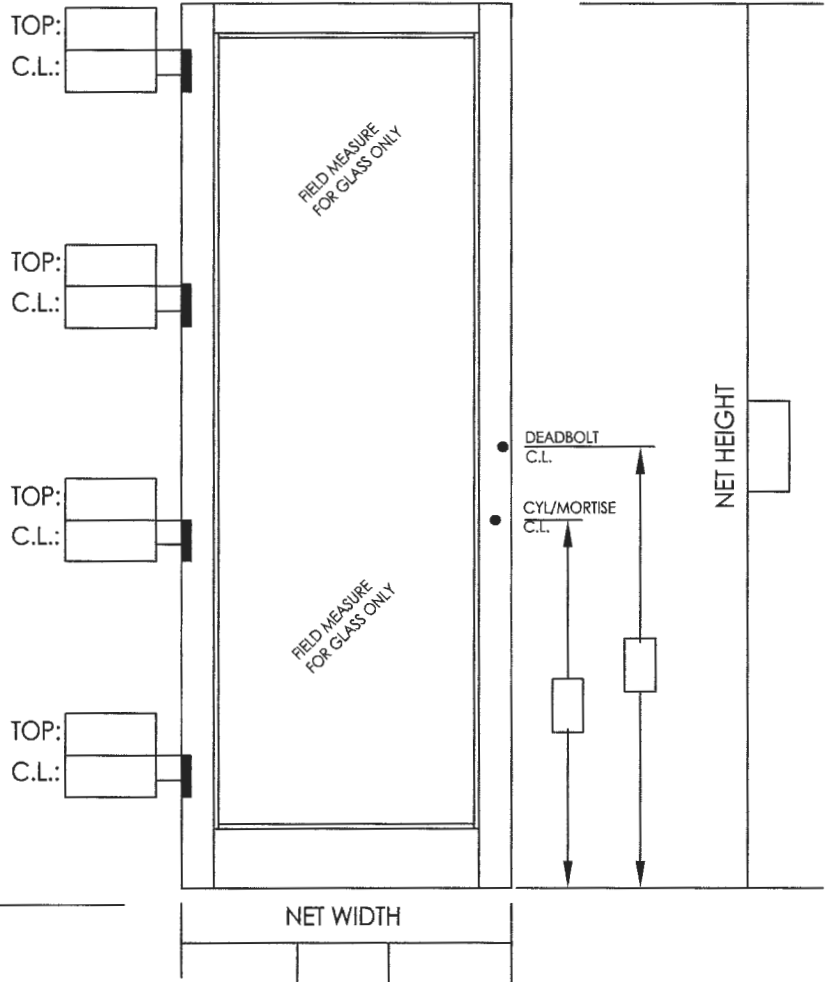
Customer: _____	Finish:	Glass thickness:	Vinyl color:
Project: _____	<input type="checkbox"/> Clear Bronze <input type="checkbox"/>	<input type="checkbox"/> 1/4" 1/2" <input type="checkbox"/>	<input type="checkbox"/> Grey
Architect: _____	<input type="checkbox"/> Black Field Paint <input type="checkbox"/>	<input type="checkbox"/> 3/8" <input type="checkbox"/>	<input type="checkbox"/> Black
P. O. #: _____	<input type="checkbox"/> White Custom <input type="checkbox"/>	<input type="checkbox"/> Other specify: _____	<input type="checkbox"/> White

HEADER: D-101

BOTTOM RAIL: WS100

STILES: MS500

LIST ANY SPECIAL FRAME PREPS BELOW:



DOOR UNDERCUT: _____

Glass formula: Clear width + 1/2" and clear height plus 1/2" after field measuring

Prepared By: _____ Date: _____

QUANTITY:

QUANTITY:



SERIES 550 WIDE STILE SINGLE DOOR ORDER WORKSHEET

Page: _____

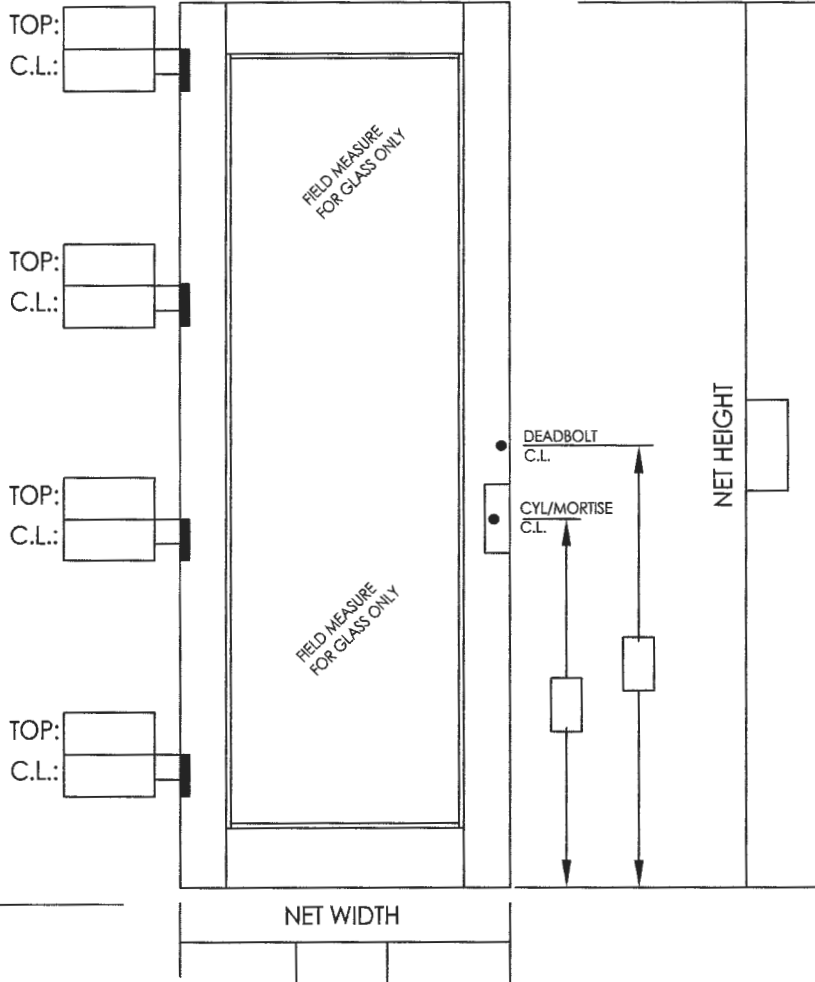
Customer: _____	Finish:	Glass thickness:	Vinyl color:
Project: _____	<input type="checkbox"/> Clear <input type="checkbox"/> Bronze	<input type="checkbox"/> 1/4" <input type="checkbox"/> 1/2"	<input type="checkbox"/> Grey
Architect: _____	<input type="checkbox"/> Black <input type="checkbox"/> Field Paint	<input type="checkbox"/> 3/8" <input type="checkbox"/>	<input type="checkbox"/> Black
P. O. #: _____	<input type="checkbox"/> White <input type="checkbox"/> Custom	<input type="checkbox"/> Other specify: _____	<input type="checkbox"/> White

HEADER: WS200

BOTTOM RAIL: WS100

STILES: WS500

LIST ANY SPECIAL FRAME PREPS BELOW:



DOOR UNDERCUT: _____

Glass formula: Clear width + 1/2" and clear height plus 1/2" after field measuring

Prepared By: _____ Date: _____

QUANTITY: _____

QUANTITY: _____



SERIES 250 NARROW STILE PAIR DOORS ORDER WORKSHEET

Page: _____

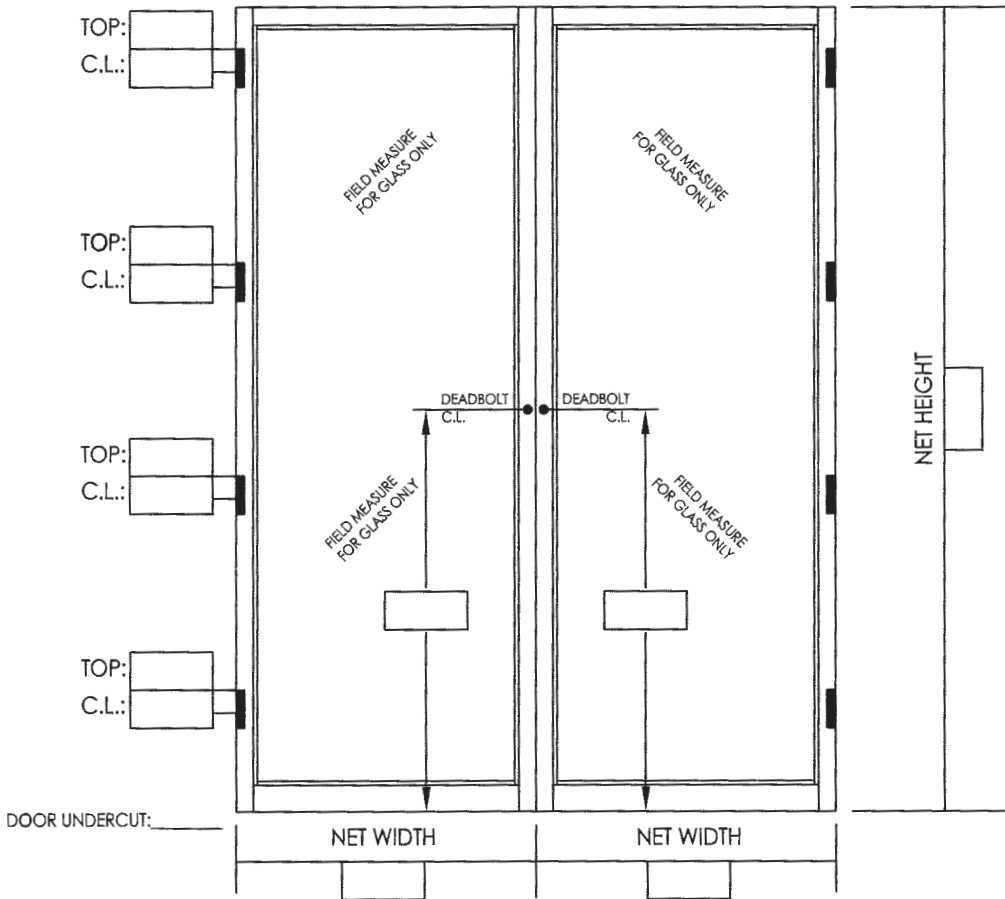
Customer: _____	Finish:	Glass thickness:	Vinyl color:
Project: _____	<input type="checkbox"/> Clear Bronze <input type="checkbox"/>	<input type="checkbox"/> 1/4" 1/2" <input type="checkbox"/>	<input type="checkbox"/> Grey
Architect: _____	<input type="checkbox"/> Black Field Paint <input type="checkbox"/>	<input type="checkbox"/> 3/8" <input type="checkbox"/>	<input type="checkbox"/> Black
P. O. #: _____	<input type="checkbox"/> White Custom <input type="checkbox"/>	<input type="checkbox"/> Other specify: _____	<input type="checkbox"/> White

HEADER: D-201

BOTTOM RAIL: D-101

STILES: DT550 AND DT400 AND DA350/DN350

LIST ANY SPECIAL FRAME PREPS BELOW:



FRAME NUMBERS AND HANDING

LEFT HAND REVERSE X RIGHT HAND REVERSE

LEFT HAND X RIGHT HAND

QUANTITY:

QUANTITY:

Glass formula: Clear width + 1/2" and clear height plus 1/2" after field measuring

Prepared By: _____
Date: _____



SERIES 400 MEDIUM STILE PAIR DOORS ORDER WORKSHEET

Page: _____

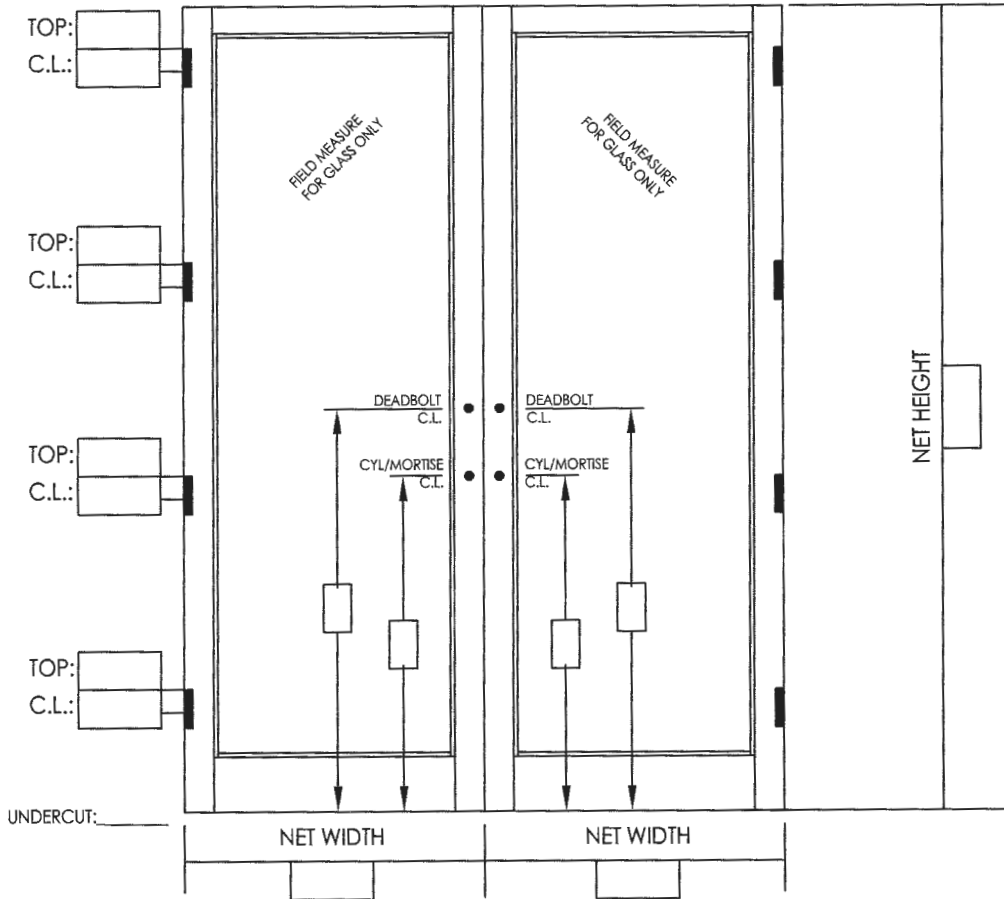
Customer: _____	Finish:	Glass thickness:	Vinyl color:
Project: _____	<input type="checkbox"/> Clear <input type="checkbox"/> Bronze	<input type="checkbox"/> 1/4" 1/2" <input type="checkbox"/>	<input type="checkbox"/> Grey
Architect: _____	<input type="checkbox"/> Black <input type="checkbox"/> Field Paint	<input type="checkbox"/> 3/8" <input type="checkbox"/>	<input type="checkbox"/> Black
P. O. #: _____	<input type="checkbox"/> White <input type="checkbox"/> Custom	<input type="checkbox"/> Other specify: _____	<input type="checkbox"/> White

HEADER: D-101

BOTTOM RAIL: WS100

STILES: MS500 X MS400 X MS350/DN350

LIST ANY SPECIAL FRAME PREPS BELOW:



FRAME NUMBERS AND HANDING

LEFT HAND REVERSE X RIGHT HAND REVERSE

LEFT HAND X RIGHT HAND

QUANTITY:

QUANTITY:

Glass formula: Clear width + 1/2" and clear height plus 1/2" after field measuring

Prepared By: _____
Date: _____



SERIES 550 WIDE STILE PAIR DOORS ORDER WORKSHEET

Page: _____

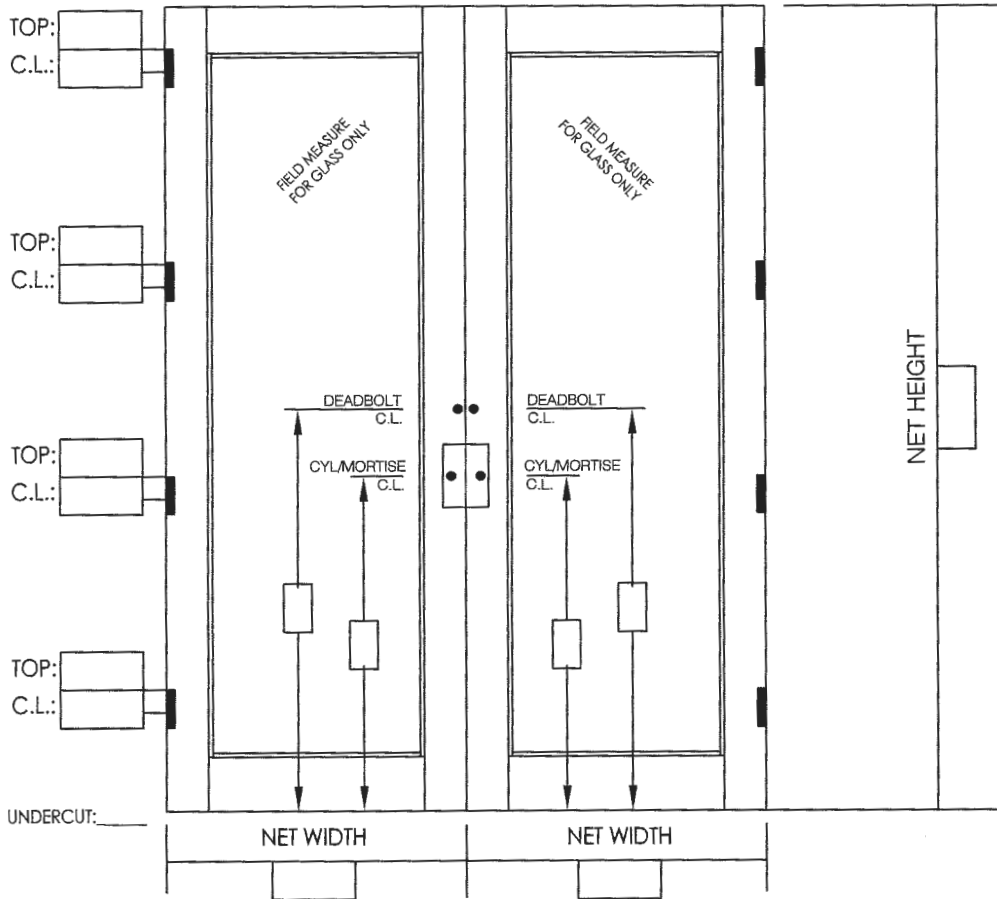
Customer: _____	Finish:	Glass thickness:	Vinyl color:
Project: _____	<input type="checkbox"/> Clear <input type="checkbox"/> Bronze	<input type="checkbox"/> 1/4" <input type="checkbox"/> 1/2"	<input type="checkbox"/> Grey
Architect: _____	<input type="checkbox"/> Black <input type="checkbox"/> Field Paint	<input type="checkbox"/> 3/8" <input type="checkbox"/>	<input type="checkbox"/> Black
P. O. #: _____	<input type="checkbox"/> White <input type="checkbox"/> Custom	<input type="checkbox"/> Other specify: _____	<input type="checkbox"/> White

HEADER: WS200

BOTTOM RAIL: WS100

STILES: WS500 X WS400 X WS350/DN350

LIST ANY SPECIAL FRAME PREPS BELOW:



FRAME NUMBERS AND HANDING

LEFT HAND REVERSE X RIGHT HAND REVERSE

LEFT HAND X RIGHT HAND:

QUANTITY:

QUANTITY:

Glass formula: Clear width + 1/2" and clear height plus 1/2" after field measuring

Prepared By: _____
Date: _____